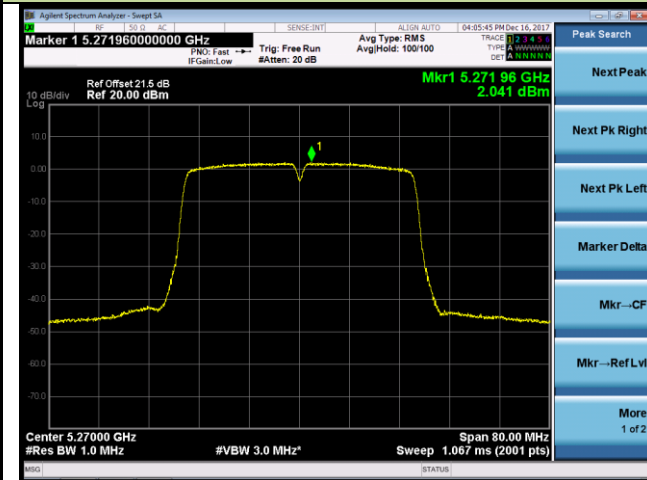
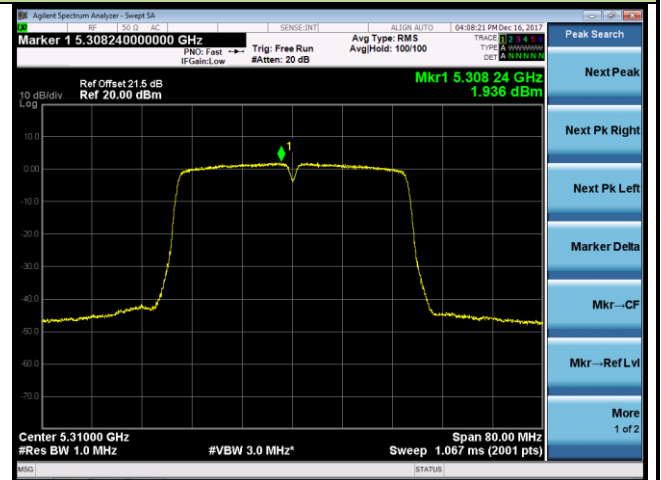


802.11ac-VHT40 Power Spectral Density - Ant 1 / Ant 0 + 1 (Beam-Forming Mode)

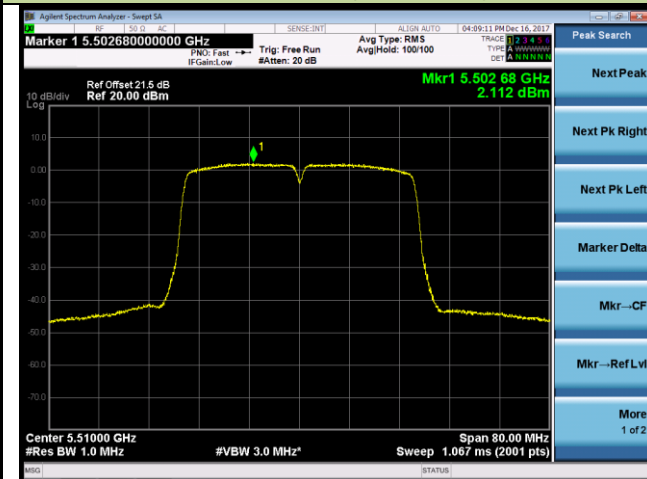
Channel 54 (5270MHz)



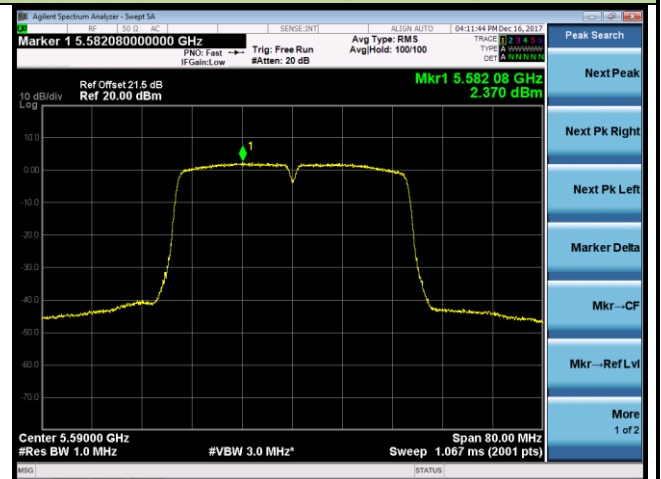
Channel 62 (5310MHz)



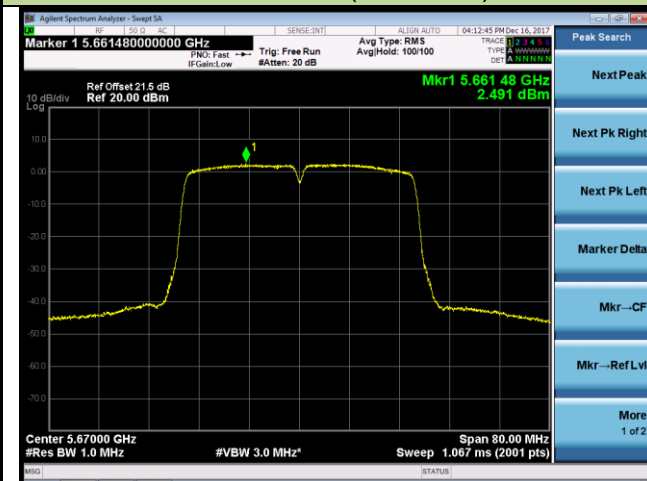
Channel 102 (5510MHz)



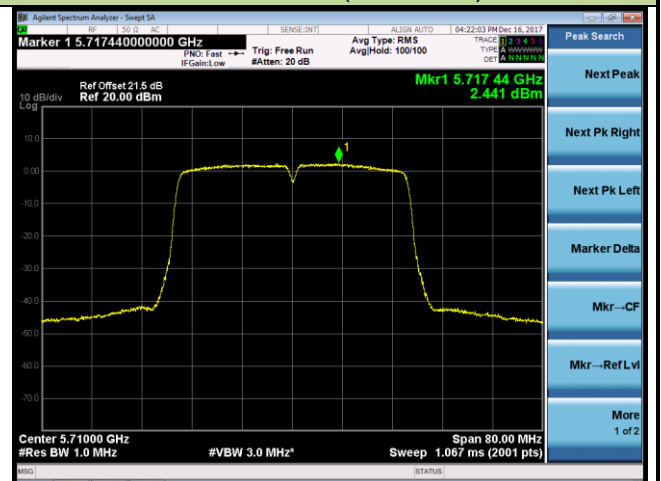
Channel 118 (5590MHz)



Channel 134 (5670MHz)

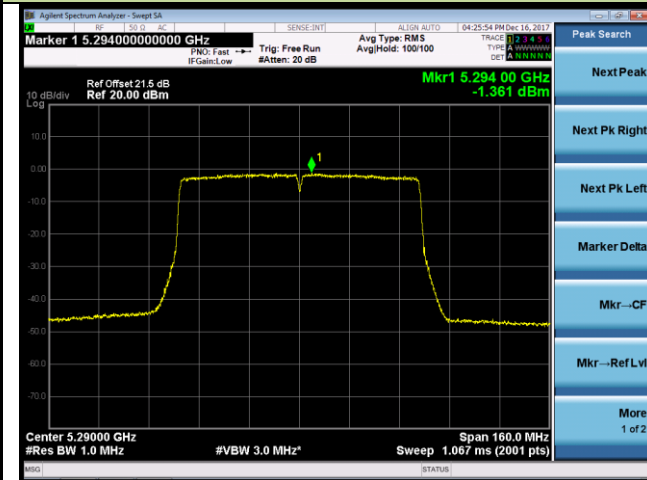


Channel 142 (5710MHz)

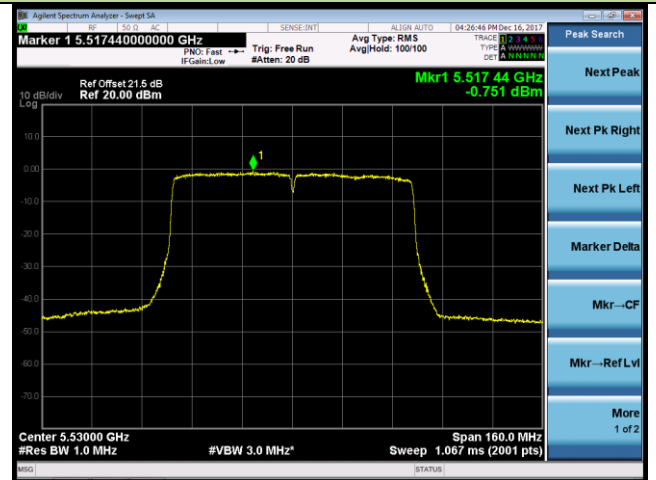


802.11ac-VHT80 Power Spectral Density - Ant 1 / Ant 0 + 1 (Beam-Forming Mode)

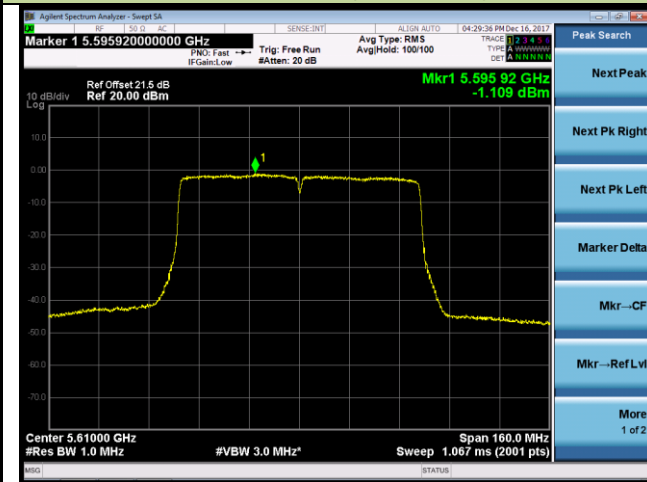
Channel 58 (5290MHz)



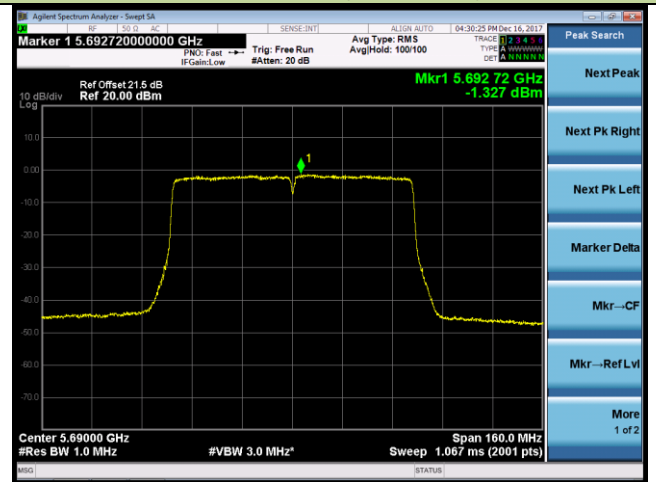
Channel 106 (5530MHz)



Channel 122 (5610MHz)



Channel 138 (5690MHz)





Product	AC220m Wi-Fi module OD US	Temperature	22°C
Test Engineer	Kervin Ker	Relative Humidity	54%
Test Site	TR3	Test Date	2018/03/20
Antenna Type	WiFi Directional Antenna		
Test Item	Power Spectral Density (NII-Band 1, NII-Band 2A & NII-Band 2C)		

Test Mode	Data Rate/ MCS	Channel No.	Freq. (MHz)	PSD (dBm/ MHz)	Duty Cycle (%)	Final PSD (dBm/MHz)	Limit (dBm/ MHz)	Result
Ant 0								
11a	6Mbps	36	5180	2.29	96.27	2.46	≤ 14.70	Pass
11a	6Mbps	44	5220	2.01	96.27	2.18	≤ 14.70	Pass
11a	6Mbps	48	5240	2.17	96.27	2.34	≤ 14.70	Pass
11a	6Mbps	52	5260	8.42	96.27	8.59	≤ 8.90	Pass
11a	6Mbps	60	5300	8.57	96.27	8.74	≤ 8.90	Pass
11a	6Mbps	64	5320	7.22	96.27	7.39	≤ 8.90	Pass
11a	6Mbps	100	5500	6.74	96.27	6.91	≤ 7.10	Pass
11a	6Mbps	120	5600	6.41	96.27	6.58	≤ 7.10	Pass
11a	6Mbps	140	5700	6.72	96.27	6.89	≤ 7.10	Pass
11a	6Mbps	144	5720	6.44	96.27	6.61	≤ 7.10	Pass
11n-HT20	MCS0	36	5180	2.69	98.43	2.69	≤ 14.70	Pass
11n-HT20	MCS0	44	5220	1.99	98.43	1.99	≤ 14.70	Pass
11n-HT20	MCS0	48	5240	1.94	98.43	1.94	≤ 14.70	Pass
11n-HT20	MCS0	52	5260	8.44	98.43	8.44	≤ 8.90	Pass
11n-HT20	MCS0	60	5300	8.48	98.43	8.48	≤ 8.90	Pass
11n-HT20	MCS0	64	5320	7.34	98.43	7.34	≤ 8.90	Pass
11n-HT20	MCS0	100	5500	6.52	98.43	6.52	≤ 7.10	Pass
11n-HT20	MCS0	120	5600	6.67	98.43	6.67	≤ 7.10	Pass
11n-HT20	MCS0	140	5700	6.55	98.43	6.55	≤ 7.10	Pass
11n-HT20	MCS0	144	5720	6.56	98.43	6.56	≤ 7.10	Pass

Test Mode	Data Rate/ MCS	Channel No.	Freq. (MHz)	PSD (dBm/ MHz)	Duty Cycle (%)	Final PSD (dBm/MHz)	Limit (dBm/ MHz)	Result
Ant 0								
11n-HT40	MCS0	38	5190	-0.20	96.81	-0.06	≤ 14.70	Pass
11n-HT40	MCS0	46	5230	-0.65	96.81	-0.51	≤ 14.70	Pass
11n-HT40	MCS0	54	5270	7.37	96.81	7.51	≤ 8.90	Pass
11n-HT40	MCS0	62	5310	1.49	96.81	1.63	≤ 8.90	Pass
11n-HT40	MCS0	102	5510	3.11	96.81	3.25	≤ 7.10	Pass
11n-HT40	MCS0	118	5590	5.76	96.81	5.90	≤ 7.10	Pass
11n-HT40	MCS0	134	5670	4.03	96.81	4.17	≤ 7.10	Pass
11n-HT40	MCS0	142	5710	5.82	96.81	5.96	≤ 7.10	Pass
11ac-VHT20	MCS0	36	5180	2.54	98.43	2.54	≤ 14.70	Pass
11ac-VHT20	MCS0	44	5220	2.19	98.43	2.19	≤ 14.70	Pass
11ac-VHT20	MCS0	48	5240	2.23	98.43	2.23	≤ 14.70	Pass
11ac-VHT20	MCS0	52	5260	8.30	98.43	8.30	≤ 8.90	Pass
11ac-VHT20	MCS0	60	5300	8.40	98.43	8.40	≤ 8.90	Pass
11ac-VHT20	MCS0	64	5320	7.36	98.43	7.36	≤ 8.90	Pass
11ac-VHT20	MCS0	100	5500	6.44	98.43	6.44	≤ 7.10	Pass
11ac-VHT20	MCS0	120	5600	6.81	98.43	6.81	≤ 7.10	Pass
11ac-VHT20	MCS0	140	5700	6.80	98.43	6.80	≤ 7.10	Pass
11ac-VHT20	MCS0	144	5720	6.51	98.43	6.51	≤ 7.10	Pass
11ac-VHT40	MCS0	38	5190	-0.20	97.01	-0.07	≤ 14.70	Pass
11ac-VHT40	MCS0	46	5230	-0.81	97.01	-0.68	≤ 14.70	Pass
11ac-VHT40	MCS0	54	5270	6.89	97.01	7.02	≤ 8.90	Pass
11ac-VHT40	MCS0	62	5310	3.32	97.01	3.45	≤ 8.90	Pass
11ac-VHT40	MCS0	102	5510	2.90	97.01	3.03	≤ 7.10	Pass
11ac-VHT40	MCS0	118	5590	5.67	97.01	5.80	≤ 7.10	Pass
11ac-VHT40	MCS0	134	5670	3.54	97.01	3.67	≤ 7.10	Pass
11ac-VHT40	MCS0	142	5710	5.82	97.01	5.95	≤ 7.10	Pass
11ac-VHT80	MCS0	42	5210	-4.27	93.17	-3.96	≤ 14.70	Pass
11ac-VHT80	MCS0	58	5290	-2.06	93.17	-1.75	≤ 8.90	Pass
11ac-VHT80	MCS0	106	5530	-1.28	93.17	-0.97	≤ 7.10	Pass
11ac-VHT80	MCS0	122	5610	2.24	93.17	2.55	≤ 7.10	Pass
11ac-VHT80	MCS0	138	5690	2.41	93.17	2.72	≤ 7.10	Pass

Note 1: When EUT duty cycle ≥ 98%, the Final PSD (dBm/MHz) = PSD (dBm/MHz).

Note 2: When EUT duty cycle < 98%, the Final PSD (dBm/MHz) = PSD (dBm/MHz) + 10*log(1/Duty Cycle).

Test Mode	Data Rate/ MCS	Channel No.	Freq. (MHz)	PSD (dBm/ MHz)	Duty Cycle (%)	Final PSD (dBm/MHz)	Limit (dBm/ MHz)	Result
Ant 1								
11a	6Mbps	36	5180	2.77	96.27	2.94	≤ 13.50	Pass
11a	6Mbps	44	5220	2.58	96.27	2.75	≤ 13.50	Pass
11a	6Mbps	48	5240	2.31	96.27	2.48	≤ 13.50	Pass
11a	6Mbps	52	5260	7.04	96.27	7.21	≤ 7.50	Pass
11a	6Mbps	60	5300	7.08	96.27	7.25	≤ 7.50	Pass
11a	6Mbps	64	5320	6.81	96.27	6.98	≤ 7.50	Pass
11a	6Mbps	100	5500	6.66	96.27	6.83	≤ 7.40	Pass
11a	6Mbps	120	5600	6.99	96.27	7.16	≤ 7.40	Pass
11a	6Mbps	140	5700	6.80	96.27	6.97	≤ 7.40	Pass
11a	6Mbps	144	5720	7.11	96.27	7.28	≤ 7.40	Pass
11n-HT20	MCS0	36	5180	2.73	98.43	2.73	≤ 13.50	Pass
11n-HT20	MCS0	44	5220	2.25	98.43	2.25	≤ 13.50	Pass
11n-HT20	MCS0	48	5240	2.15	98.43	2.15	≤ 13.50	Pass
11n-HT20	MCS0	52	5260	7.03	98.43	7.03	≤ 7.50	Pass
11n-HT20	MCS0	60	5300	7.26	98.43	7.26	≤ 7.50	Pass
11n-HT20	MCS0	64	5320	6.79	98.43	6.79	≤ 7.50	Pass
11n-HT20	MCS0	100	5500	6.81	98.43	6.81	≤ 7.40	Pass
11n-HT20	MCS0	120	5600	6.81	98.43	6.81	≤ 7.40	Pass
11n-HT20	MCS0	140	5700	6.04	98.43	6.04	≤ 7.40	Pass
11n-HT20	MCS0	144	5720	7.03	98.43	7.03	≤ 7.40	Pass
11n-HT40	MCS0	38	5190	-0.44	96.81	-0.30	≤ 13.50	Pass
11n-HT40	MCS0	46	5230	-0.33	96.81	-0.19	≤ 13.50	Pass
11n-HT40	MCS0	54	5270	5.60	96.81	5.74	≤ 7.50	Pass
11n-HT40	MCS0	62	5310	1.14	96.81	1.28	≤ 7.50	Pass
11n-HT40	MCS0	102	5510	1.30	96.81	1.44	≤ 7.40	Pass
11n-HT40	MCS0	118	5590	6.29	96.81	6.43	≤ 7.40	Pass
11n-HT40	MCS0	134	5670	6.20	96.81	6.34	≤ 7.40	Pass
11n-HT40	MCS0	142	5710	6.20	96.81	6.34	≤ 7.40	Pass

Test Mode	Data Rate/ MCS	Channel No.	Freq. (MHz)	PSD (dBm/ MHz)	Duty Cycle (%)	Final PSD (dBm/MHz)	Limit (dBm/ MHz)	Result
Ant 1								
11ac-VHT20	MCS0	36	5180	2.86	98.43	2.86	≤ 13.50	Pass
11ac-VHT20	MCS0	44	5220	2.47	98.43	2.47	≤ 13.50	Pass
11ac-VHT20	MCS0	48	5240	2.07	98.43	2.07	≤ 13.50	Pass
11ac-VHT20	MCS0	52	5260	6.93	98.43	6.93	≤ 7.50	Pass
11ac-VHT20	MCS0	60	5300	7.27	98.43	7.27	≤ 7.50	Pass
11ac-VHT20	MCS0	64	5320	6.49	98.43	6.49	≤ 7.50	Pass
11ac-VHT20	MCS0	100	5500	5.58	98.43	5.58	≤ 7.40	Pass
11ac-VHT20	MCS0	120	5600	6.93	98.43	6.93	≤ 7.40	Pass
11ac-VHT20	MCS0	140	5700	5.22	98.43	5.22	≤ 7.40	Pass
11ac-VHT20	MCS0	144	5720	7.08	98.43	7.08	≤ 7.40	Pass
11ac-VHT40	MCS0	38	5190	-0.34	97.01	-0.21	≤ 13.50	Pass
11ac-VHT40	MCS0	46	5230	-0.62	97.01	-0.49	≤ 13.50	Pass
11ac-VHT40	MCS0	54	5270	5.60	97.01	5.73	≤ 7.50	Pass
11ac-VHT40	MCS0	62	5310	1.31	97.01	1.44	≤ 7.50	Pass
11ac-VHT40	MCS0	102	5510	0.59	97.01	0.72	≤ 7.40	Pass
11ac-VHT40	MCS0	118	5590	6.40	97.01	6.53	≤ 7.40	Pass
11ac-VHT40	MCS0	134	5670	4.60	97.01	4.73	≤ 7.40	Pass
11ac-VHT40	MCS0	142	5710	6.24	97.01	6.37	≤ 7.40	Pass
11ac-VHT80	MCS0	42	5210	-4.12	93.17	-3.81	≤ 13.50	Pass
11ac-VHT80	MCS0	58	5290	-3.41	93.17	-3.10	≤ 7.50	Pass
11ac-VHT80	MCS0	106	5530	-4.22	93.17	-3.91	≤ 7.40	Pass
11ac-VHT80	MCS0	122	5610	2.97	93.17	3.28	≤ 7.40	Pass
11ac-VHT80	MCS0	138	5690	2.26	93.17	2.57	≤ 7.40	Pass

Note 1: When EUT duty cycle ≥ 98%, the Final PSD (dBm/MHz) = PSD (dBm/MHz).

Note 2: When EUT duty cycle < 98%, the Final PSD (dBm/MHz) = PSD (dBm/MHz) + 10*log(1/Duty Cycle).

Test Mode	Data Rate/ MCS	Channel No.	Freq. (MHz)	Ant 0 PSD (dBm/MHz)	Ant 1 PSD (dBm/MHz)	Duty Cycle (%)	Total PSD (dBm/MHz)	PSD Limit (dBm/MHz)	Result
Ant 0 + 1 (CDD Mode)									
11a	6Mbps	36	5180	-0.27	-0.32	96.27	2.88	≤ 10.49	Pass
11a	6Mbps	44	5220	-0.54	-0.52	96.27	2.65	≤ 10.49	Pass
11a	6Mbps	48	5240	-0.76	-0.29	96.27	2.66	≤ 10.49	Pass
11a	6Mbps	52	5260	0.79	1.47	96.27	4.32	≤ 4.49	Pass
11a	6Mbps	60	5300	0.92	1.12	96.27	4.20	≤ 4.49	Pass
11a	6Mbps	64	5320	0.76	1.38	96.27	4.26	≤ 4.49	Pass
11a	6Mbps	100	5500	0.63	0.65	96.27	3.82	≤ 4.09	Pass
11a	6Mbps	120	5600	-0.01	0.84	96.27	3.61	≤ 4.09	Pass
11a	6Mbps	140	5700	0.00	1.26	96.27	3.85	≤ 4.09	Pass
11a	6Mbps	144	5720	0.17	1.34	96.27	3.97	≤ 4.09	Pass
11n-HT20	MCS0	36	5180	-0.54	-0.33	98.43	2.58	≤ 10.49	Pass
11n-HT20	MCS0	44	5220	-0.93	-0.77	98.43	2.16	≤ 10.49	Pass
11n-HT20	MCS0	48	5240	-0.96	-0.64	98.43	2.21	≤ 10.49	Pass
11n-HT20	MCS0	52	5260	1.28	1.35	98.43	4.33	≤ 4.49	Pass
11n-HT20	MCS0	60	5300	1.32	0.90	98.43	4.13	≤ 4.49	Pass
11n-HT20	MCS0	64	5320	1.10	1.15	98.43	4.14	≤ 4.49	Pass
11n-HT20	MCS0	100	5500	0.81	0.73	98.43	3.78	≤ 4.09	Pass
11n-HT20	MCS0	120	5600	0.56	0.79	98.43	3.69	≤ 4.09	Pass
11n-HT20	MCS0	140	5700	0.04	0.86	98.43	3.48	≤ 4.09	Pass
11n-HT20	MCS0	144	5720	0.20	1.18	98.43	3.73	≤ 4.09	Pass
11n-HT40	MCS0	38	5190	-3.35	-3.43	96.81	-0.24	≤ 10.49	Pass
11n-HT40	MCS0	46	5230	-3.71	-3.45	96.81	-0.43	≤ 10.49	Pass
11n-HT40	MCS0	54	5270	1.14	1.17	96.81	4.31	≤ 4.49	Pass
11n-HT40	MCS0	62	5310	-0.68	-0.84	96.81	2.39	≤ 4.49	Pass
11n-HT40	MCS0	102	5510	-0.94	-1.33	96.81	2.02	≤ 4.09	Pass
11n-HT40	MCS0	118	5590	0.65	0.80	96.81	3.88	≤ 4.09	Pass
11n-HT40	MCS0	134	5670	0.13	1.37	96.81	3.95	≤ 4.09	Pass
11n-HT40	MCS0	142	5710	0.30	1.09	96.81	3.86	≤ 4.09	Pass

Test Mode	Data Rate/MCS	Channel No.	Freq. (MHz)	Ant 0 PSD (dBm/MHz)	Ant 1 PSD (dBm/MHz)	Duty Cycle (%)	Total PSD (dBm/MHz)	PSD Limit (dBm/MHz)	Result
Ant 0 + 1 (CDD Mode)									
11ac-VHT20	MCS0	36	5180	-0.38	-0.22	98.43	2.71	≤ 10.49	Pass
11ac-VHT20	MCS0	44	5220	-0.95	-0.71	98.43	2.18	≤ 10.49	Pass
11ac-VHT20	MCS0	48	5240	-1.03	-0.73	98.43	2.13	≤ 10.49	Pass
11ac-VHT20	MCS0	52	5260	0.70	1.37	98.43	4.06	≤ 4.49	Pass
11ac-VHT20	MCS0	60	5300	0.69	1.11	98.43	3.92	≤ 4.49	Pass
11ac-VHT20	MCS0	64	5320	1.00	1.10	98.43	4.06	≤ 4.49	Pass
11ac-VHT20	MCS0	100	5500	0.67	0.34	98.43	3.52	≤ 4.09	Pass
11ac-VHT20	MCS0	120	5600	0.32	0.88	98.43	3.62	≤ 4.09	Pass
11ac-VHT20	MCS0	140	5700	0.19	0.92	98.43	3.58	≤ 4.09	Pass
11ac-VHT20	MCS0	144	5720	0.33	1.08	98.43	3.73	≤ 4.09	Pass
11ac-VHT40	MCS0	38	5190	-3.54	-3.40	97.01	-0.33	≤ 10.49	Pass
11ac-VHT40	MCS0	46	5230	-3.71	-3.41	97.01	-0.42	≤ 10.49	Pass
11ac-VHT40	MCS0	54	5270	0.94	1.12	97.01	4.17	≤ 4.49	Pass
11ac-VHT40	MCS0	62	5310	-1.04	-1.18	97.01	2.03	≤ 4.49	Pass
11ac-VHT40	MCS0	102	5510	-0.04	-0.44	97.01	2.91	≤ 4.09	Pass
11ac-VHT40	MCS0	118	5590	0.46	0.74	97.01	3.74	≤ 4.09	Pass
11ac-VHT40	MCS0	134	5670	0.26	1.37	97.01	3.99	≤ 4.09	Pass
11ac-VHT40	MCS0	142	5710	0.28	1.28	97.01	3.95	≤ 4.09	Pass
11ac-VHT80	MCS0	42	5210	-7.21	-7.28	93.17	-3.93	≤ 10.49	Pass
11ac-VHT80	MCS0	58	5290	-5.98	-6.28	93.17	-2.81	≤ 4.49	Pass
11ac-VHT80	MCS0	106	5530	-6.97	-6.80	93.17	-3.57	≤ 4.09	Pass
11ac-VHT80	MCS0	122	5610	-0.92	-0.44	93.17	2.64	≤ 4.09	Pass
11ac-VHT80	MCS0	138	5690	-1.73	-0.53	93.17	2.23	≤ 4.09	Pass

Note 1: When EUT duty cycle ≥ 98%, Total PSD = $10 \cdot \log \{10^{(\text{Ant 0 PSD}/10)} + 10^{(\text{Ant 1 PSD}/10)}\}$

Note 2: When EUT duty cycle < 98%, Total PSD = $10 \cdot \log \{10^{(\text{Ant 0 PSD}/10)} + 10^{(\text{Ant 1 PSD}/10)}\} + 10 \cdot \log (1/\text{duty cycle})$



Test Mode	Data Rate/MCS	Channel No.	Freq. (MHz)	Ant 0 PSD (dBm/MHz)	Ant 1 PSD (dBm/MHz)	Duty Cycle (%)	Total PSD (dBm/MHz)	PSD Limit (dBm/MHz)	Result
Ant 0 + 1 (Beam-Forming Mode)									
11n-HT20	MCS0	36	5180	-3.80	-4.14	98.43	-0.95	≤ 11.07	Pass
11n-HT20	MCS0	44	5220	-4.28	-4.36	98.43	-1.31	≤ 11.07	Pass
11n-HT20	MCS0	48	5240	-4.12	-4.12	98.43	-1.11	≤ 11.07	Pass
11n-HT20	MCS0	52	5260	1.72	1.86	98.43	4.80	≤ 5.16	Pass
11n-HT20	MCS0	60	5300	1.83	1.69	98.43	4.77	≤ 5.16	Pass
11n-HT20	MCS0	64	5320	1.63	1.78	98.43	4.72	≤ 5.16	Pass
11n-HT20	MCS0	100	5500	0.64	0.88	98.43	3.77	≤ 4.24	Pass
11n-HT20	MCS0	116	5580	0.36	1.01	98.43	3.71	≤ 4.24	Pass
11n-HT20	MCS0	120	5600	0.56	0.98	98.43	3.79	≤ 4.24	Pass
11n-HT20	MCS0	144	5720	0.22	1.48	98.43	3.91	≤ 4.24	Pass
11n-HT40	MCS0	38	5190	-6.37	-7.01	96.81	-3.53	≤ 11.07	Pass
11n-HT40	MCS0	46	5230	-6.88	-7.14	96.81	-3.86	≤ 11.07	Pass
11n-HT40	MCS0	54	5270	-0.20	0.03	96.81	3.07	≤ 5.16	Pass
11n-HT40	MCS0	62	5310	0.01	-0.12	96.81	3.10	≤ 5.16	Pass
11n-HT40	MCS0	102	5510	0.04	-0.21	96.81	3.07	≤ 4.24	Pass
11n-HT40	MCS0	118	5590	-0.19	0.27	96.81	3.20	≤ 4.24	Pass
11n-HT40	MCS0	134	5670	-0.65	0.70	96.81	3.23	≤ 4.24	Pass
11n-HT40	MCS0	142	5710	-0.51	0.53	96.81	3.19	≤ 4.24	Pass

Test Mode	Data Rate/MCS	Channel No.	Freq. (MHz)	Ant 0 PSD (dBm/MHz)	Ant 1 PSD (dBm/MHz)	Duty Cycle (%)	Total PSD (dBm/MHz)	PSD Limit (dBm/MHz)	Result
Ant 0 + 1 (Beam-Forming Mode)									
11ac-VHT20	MCS0	36	5180	-3.85	-4.15	98.43	-0.98	≤ 11.07	Pass
11ac-VHT20	MCS0	44	5220	-3.92	-4.31	98.43	-1.10	≤ 11.07	Pass
11ac-VHT20	MCS0	48	5240	-4.20	-4.35	98.43	-1.26	≤ 11.07	Pass
11ac-VHT20	MCS0	52	5260	1.62	1.95	98.43	4.80	≤ 5.16	Pass
11ac-VHT20	MCS0	60	5300	1.75	1.68	98.43	4.73	≤ 5.16	Pass
11ac-VHT20	MCS0	64	5320	1.56	1.74	98.43	4.66	≤ 5.16	Pass
11ac-VHT20	MCS0	100	5500	0.96	0.53	98.43	3.76	≤ 4.24	Pass
11ac-VHT20	MCS0	120	5600	0.78	0.94	98.43	3.87	≤ 4.24	Pass
11ac-VHT20	MCS0	140	5700	0.25	0.93	98.43	3.61	≤ 4.24	Pass
11ac-VHT20	MCS0	144	5720	0.51	1.34	98.43	3.96	≤ 4.24	Pass
11ac-VHT40	MCS0	38	5190	-6.68	-6.90	97.01	-3.65	≤ 11.07	Pass
11ac-VHT40	MCS0	46	5230	-6.92	-7.06	97.01	-3.84	≤ 11.07	Pass
11ac-VHT40	MCS0	54	5270	-0.01	0.11	97.01	3.19	≤ 5.16	Pass
11ac-VHT40	MCS0	62	5310	0.30	0.03	97.01	3.31	≤ 5.16	Pass
11ac-VHT40	MCS0	102	5510	-0.06	-0.23	97.01	3.00	≤ 4.24	Pass
11ac-VHT40	MCS0	118	5590	-0.02	0.01	97.01	3.14	≤ 4.24	Pass
11ac-VHT40	MCS0	134	5670	-0.87	0.45	97.01	2.98	≤ 4.24	Pass
11ac-VHT40	MCS0	142	5710	-0.64	0.27	97.01	2.98	≤ 4.24	Pass
11ac-VHT80	MCS0	42	5210	-10.32	-10.68	93.17	-7.18	≤ 11.07	Pass
11ac-VHT80	MCS0	58	5290	-3.22	-3.06	93.17	0.18	≤ 5.16	Pass
11ac-VHT80	MCS0	106	5530	-3.72	-3.98	93.17	-0.53	≤ 4.24	Pass
11ac-VHT80	MCS0	122	5610	-3.88	-3.17	93.17	-0.19	≤ 4.24	Pass
11ac-VHT80	MCS0	138	5690	-3.88	-2.80	93.17	0.01	≤ 4.24	Pass

Note 1: When EUT duty cycle ≥ 98%, Total PSD = $10 \cdot \log \{10^{(\text{Ant 0 PSD}/10)} + 10^{(\text{Ant 1 PSD}/10)}\}$

Note 2: When EUT duty cycle < 98%, Total PSD = $10 \cdot \log \{10^{(\text{Ant 0 PSD}/10)} + 10^{(\text{Ant 1 PSD}/10)}\} + 10 \cdot \log (1/\text{duty cycle})$

Product	AC220m Wi-Fi module OD US	Temperature	22°C
Test Engineer	Kevin Ker	Relative Humidity	54%
Test Site	SR2	Test Date	2018/03/23
Antenna Type	WiFi Directional Antenna		
Test Item	Power Spectral Density (Band 3)		

Test Mode	Data Rate/MCS	Channel No.	Freq. (MHz)	PSD (dBm/100KHz)	Duty Cycle (%)	Constant Factor	Final PSD (dBm/MHz)	PSD Limit (dBm/MHz)	Result
Ant 0									
11a	6Mbps	149	5745	1.55	96.27	6.99	8.71	≤ 27.00	Pass
11a	6Mbps	157	5785	1.84	96.27	6.99	9.00	≤ 27.00	Pass
11a	6Mbps	165	5825	1.49	96.27	6.99	8.65	≤ 27.00	Pass
11n-HT20	MCS0	149	5745	1.09	98.43	6.99	8.08	≤ 27.00	Pass
11n-HT20	MCS0	157	5785	1.45	98.43	6.99	8.44	≤ 27.00	Pass
11n-HT20	MCS0	165	5825	1.06	98.43	6.99	8.05	≤ 27.00	Pass
11n-HT40	MCS0	151	5755	-0.89	96.81	6.99	6.24	≤ 27.00	Pass
11n-HT40	MCS0	159	5795	-1.01	96.81	6.99	6.12	≤ 27.00	Pass
11ac-VHT20	MCS0	149	5745	1.29	98.43	6.99	8.28	≤ 27.00	Pass
11ac-VHT20	MCS0	157	5785	1.32	98.43	6.99	8.31	≤ 27.00	Pass
11ac-VHT20	MCS0	165	5825	1.89	98.43	6.99	8.88	≤ 27.00	Pass
11ac-VHT40	MCS0	151	5755	-1.10	97.01	6.99	6.02	≤ 27.00	Pass
11ac-VHT40	MCS0	159	5795	-0.90	97.01	6.99	6.22	≤ 27.00	Pass
11ac-VHT80	MCS0	155	5775	-7.75	93.17	6.99	-0.45	≤ 27.00	Pass

Note 1: When EUT duty cycle ≥ 98%, Final PSD (dBm/MHz) = PSD (dBm/100kHz) + Constant Factor.

Note 2: When EUT duty cycle < 98%, Final PSD (dBm/MHz) = PSD (dBm/100k Hz) + 10*log (1/Duty Cycle) + Constant Factor.

Test Mode	Data Rate/MCS	Channel No.	Freq. (MHz)	PSD (dBm/100KHz)	Duty Cycle (%)	Constant Factor	Final PSD (dBm/MHz)	PSD Limit (dBm/MHz)	Result
Ant 1									
11a	6Mbps	149	5745	2.66	96.27	6.99	9.82	≤ 27.20	Pass
11a	6Mbps	157	5785	2.76	96.27	6.99	9.92	≤ 27.20	Pass
11a	6Mbps	165	5825	2.03	96.27	6.99	9.19	≤ 27.20	Pass
11n-HT20	MCS0	149	5745	2.87	98.43	6.99	9.86	≤ 27.20	Pass
11n-HT20	MCS0	157	5785	2.32	98.43	6.99	9.31	≤ 27.20	Pass
11n-HT20	MCS0	165	5825	2.25	98.43	6.99	9.24	≤ 27.20	Pass
11n-HT40	MCS0	151	5755	-0.45	96.81	6.99	6.68	≤ 27.20	Pass
11n-HT40	MCS0	159	5795	-0.17	96.81	6.99	6.96	≤ 27.20	Pass
11ac-VHT20	MCS0	149	5745	2.77	98.43	6.99	9.76	≤ 27.20	Pass
11ac-VHT20	MCS0	157	5785	2.50	98.43	6.99	9.49	≤ 27.20	Pass
11ac-VHT20	MCS0	165	5825	2.01	98.43	6.99	9.00	≤ 27.20	Pass
11ac-VHT40	MCS0	151	5755	-0.62	97.01	6.99	6.50	≤ 27.20	Pass
11ac-VHT40	MCS0	159	5795	-0.06	97.01	6.99	7.06	≤ 27.20	Pass
11ac-VHT80	MCS0	155	5775	-7.97	93.17	6.99	-0.67	≤ 27.20	Pass

Note 1: When EUT duty cycle ≥ 98%, the Final PSD (dBm/MHz) = PSD (dBm/100kHz) + Constant Factor.

Note 2: When EUT duty cycle < 98%, the Final PSD (dBm/MHz) = PSD (dBm/100k Hz) + 10*log(1/Duty Cycle) + Constant Factor.

Test Mode	Data Rate/MCS	Channel No.	Freq. (MHz)	Ant 0 PSD (dBm/100kHz)	Ant 1 PSD (dBm/100kHz)	Duty Cycle (%)	Constant Factor	Total PSD(dBm/500kHz)	Limit (dBm/500kHz)	Result
Ant 0 + 1 (CDD Mode)										
11a	6	149	5745	1.70	3.01	96.27	6.99	12.57	≤ 23.99	Pass
11a	6	157	5785	1.58	3.19	96.27	6.99	12.62	≤ 23.99	Pass
11a	6	165	5825	1.27	2.20	96.27	6.99	11.93	≤ 23.99	Pass
11n-HT20	MCS0	149	5745	1.25	2.82	98.43	6.99	12.11	≤ 23.99	Pass
11n-HT20	MCS0	157	5785	1.32	2.83	98.43	6.99	12.14	≤ 23.99	Pass
11n-HT20	MCS0	165	5825	1.38	2.57	98.43	6.99	12.02	≤ 23.99	Pass
11n-HT40	MCS0	151	5755	-1.80	-1.01	96.81	6.99	8.75	≤ 23.99	Pass
11n-HT40	MCS0	159	5795	-0.88	-0.10	96.81	6.99	9.67	≤ 23.99	Pass
11ac-VHT20	MCS0	149	5745	1.66	2.64	98.43	6.99	12.18	≤ 23.99	Pass
11ac-VHT20	MCS0	157	5785	1.42	2.61	98.43	6.99	12.06	≤ 23.99	Pass
11ac-VHT20	MCS0	165	5825	1.24	2.46	98.43	6.99	11.89	≤ 23.99	Pass
11ac-VHT40	MCS0	151	5755	-2.29	-1.01	97.01	6.99	8.53	≤ 23.99	Pass
11ac-VHT40	MCS0	159	5795	-0.80	-0.04	97.01	6.99	9.73	≤ 23.99	Pass
11ac-VHT80	MCS0	155	5775	-9.13	-8.64	93.17	6.99	1.43	≤ 23.99	Pass

Note 1: When EUT duty cycle ≥ 98%, Total PSD (dBm/500kHz) = $10 \cdot \log \{10^{(\text{Ant 0 PSD}/10)} + 10^{(\text{Ant 1 PSD}/10)}\} + \text{Constant Factor}$.

Note 2: When EUT duty cycle < 98%, Total PSD (dBm/500kHz) = $10 \cdot \log \{10^{(\text{Ant 0 PSD}/10)} + 10^{(\text{Ant 1 PSD}/10)}\} + 10 \cdot \log (1/\text{duty cycle}) + \text{Constant Factor}$.

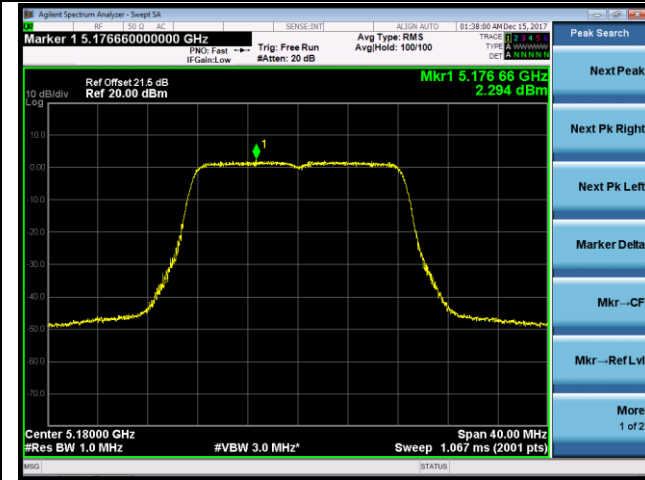
Test Mode	Data Rate/MCS	Channel No.	Freq. (MHz)	Ant 0 PSD (dBm/100kHz)	Ant 1 PSD (dBm/100kHz)	Duty Cycle (%)	Constant Factor	Total PSD(dBm/500kHz)	Limit (dBm/500kHz)	Result
Ant 0 + 1 (Beam-Forming Mode)										
11n-HT20	MCS0	149	5745	-0.19	1.35	98.43	6.99	10.65	≤ 24.09	Pass
11n-HT20	MCS0	157	5785	-0.24	1.40	98.43	6.99	10.66	≤ 24.09	Pass
11n-HT20	MCS0	165	5825	-0.04	0.87	98.43	6.99	10.44	≤ 24.09	Pass
11n-HT40	MCS0	151	5755	-2.90	-1.64	96.81	6.99	7.92	≤ 24.09	Pass
11n-HT40	MCS0	159	5795	-2.56	-1.72	96.81	6.99	8.02	≤ 24.09	Pass
11ac-VHT20	MCS0	149	5745	-0.34	0.90	98.43	6.99	10.32	≤ 24.09	Pass
11ac-VHT20	MCS0	157	5785	-0.40	1.06	98.43	6.99	10.39	≤ 24.09	Pass
11ac-VHT20	MCS0	165	5825	0.31	1.19	98.43	6.99	10.77	≤ 24.09	Pass
11ac-VHT40	MCS0	151	5755	-2.87	-1.77	97.01	6.99	7.85	≤ 24.09	Pass
11ac-VHT40	MCS0	159	5795	-2.78	-1.98	97.01	6.99	7.77	≤ 24.09	Pass
11ac-VHT80	MCS0	155	5775	-8.28	-7.40	93.17	6.99	2.49	≤ 24.09	Pass

Note 1: When EUT duty cycle ≥ 98%, Total PSD (dBm/500kHz) = $10 \cdot \log \{10^{(\text{Ant 0 PSD}/10)} + 10^{(\text{Ant 1 PSD}/10)}\} + \text{Constant Factor}$.

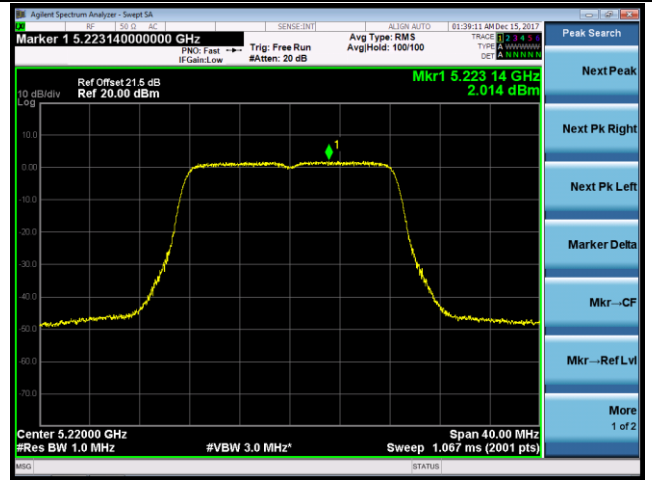
Note 2: When EUT duty cycle < 98%, Total PSD (dBm/500kHz) = $10 \cdot \log \{10^{(\text{Ant 0 PSD}/10)} + 10^{(\text{Ant 1 PSD}/10)}\} + 10 \cdot \log (1/\text{duty cycle}) + \text{Constant Factor}$.

802.11a Power Spectral Density - Ant 0

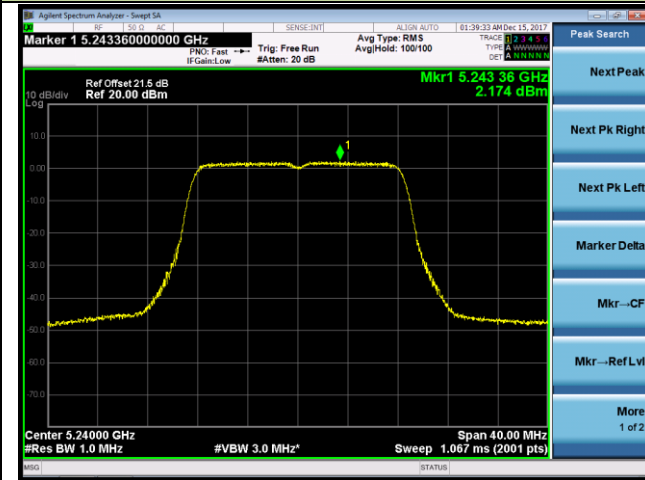
Channel 36 (5180MHz)



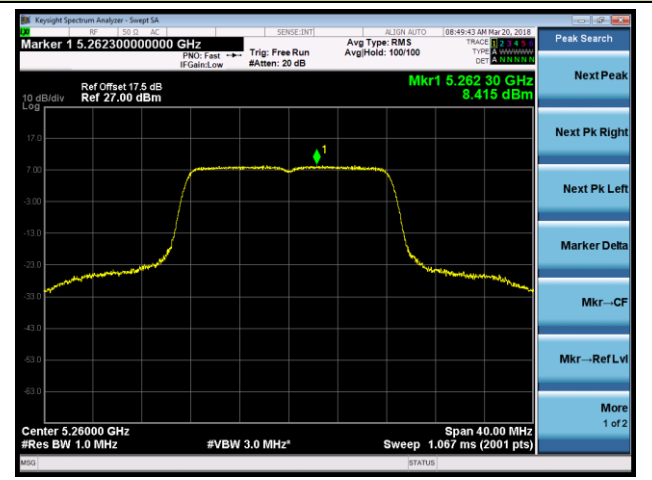
Channel 44 (5220MHz)



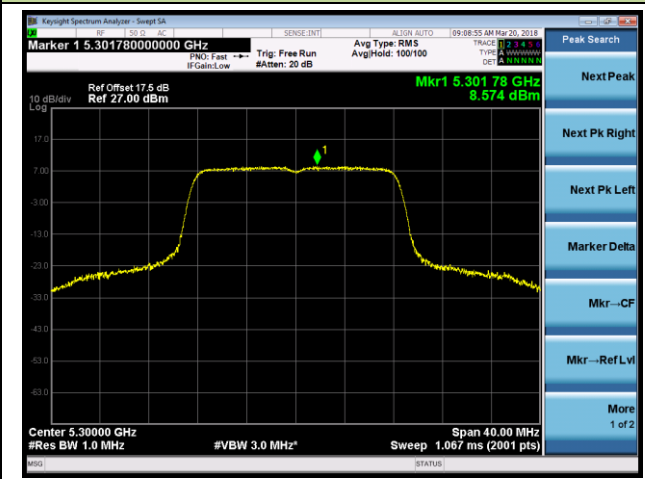
Channel 48 (5240MHz)



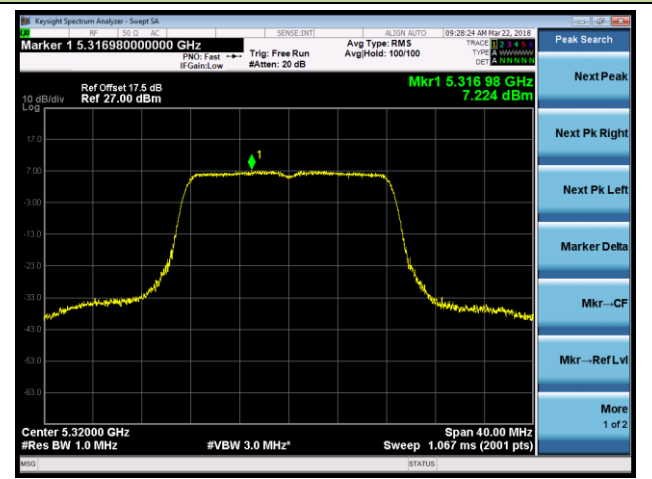
Channel 52 (5260MHz)

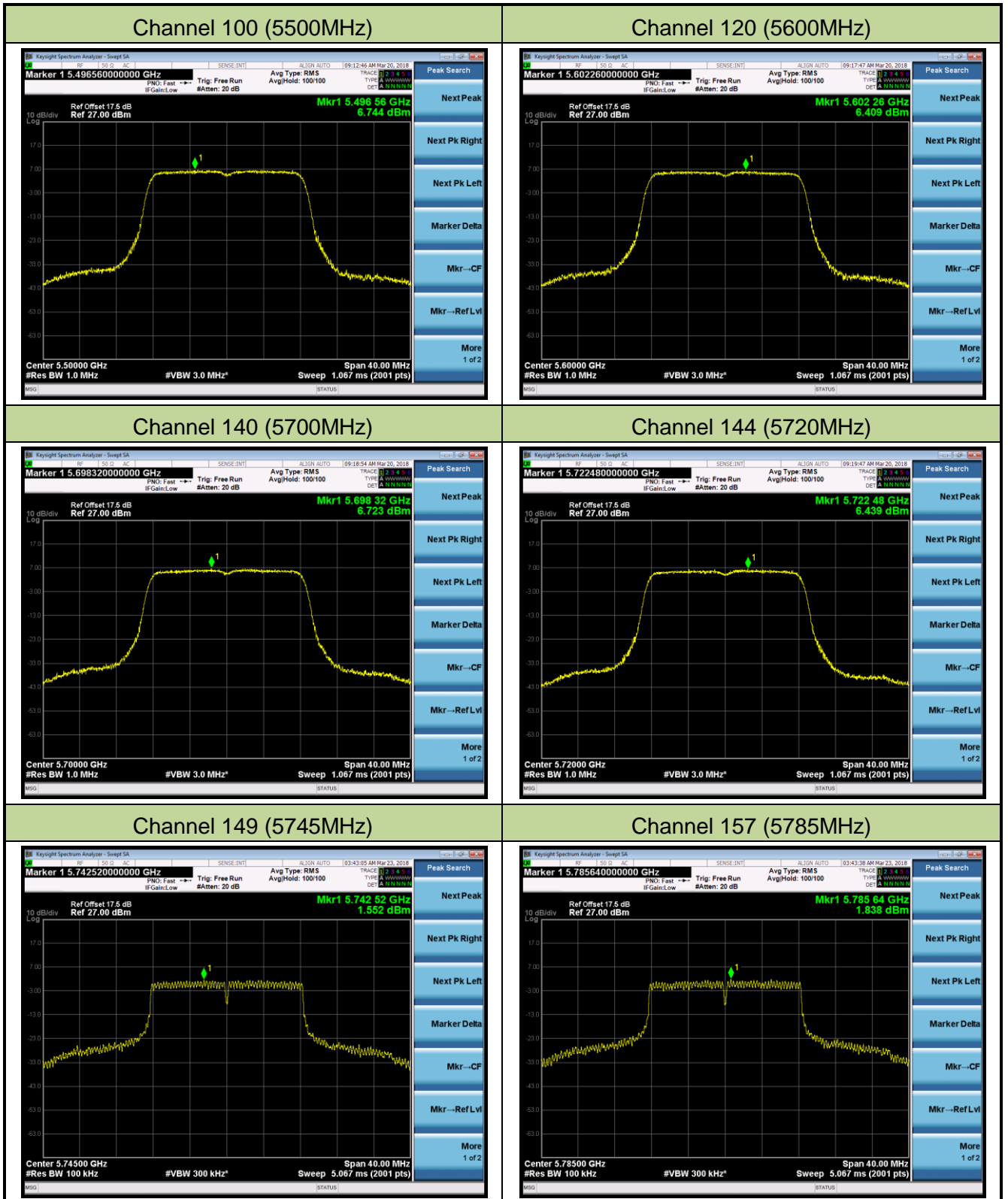


Channel 60 (5300MHz)

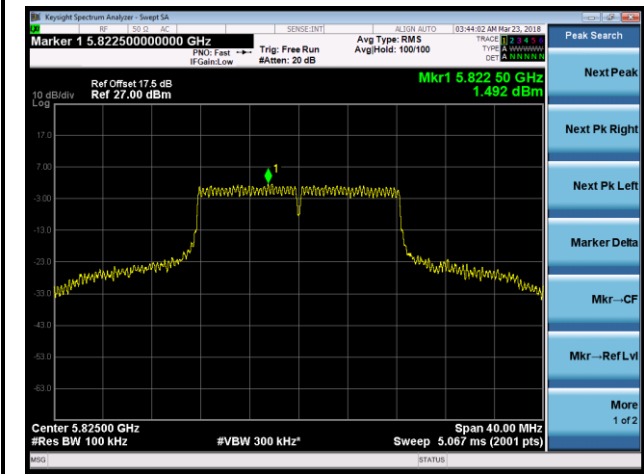


Channel 64 (5320MHz)



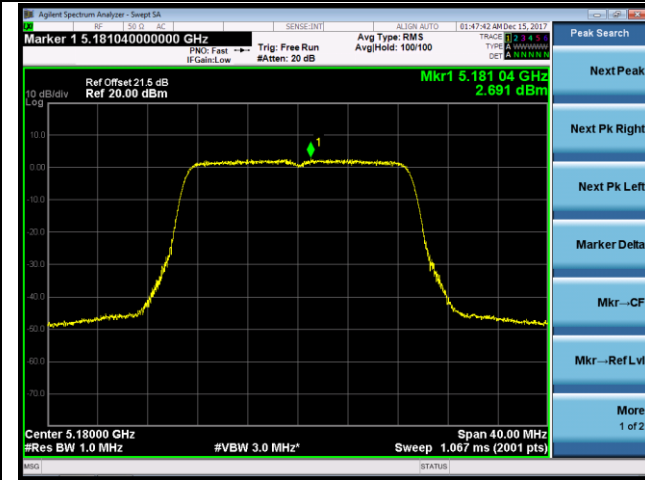


Channel 165 (5825MHz)

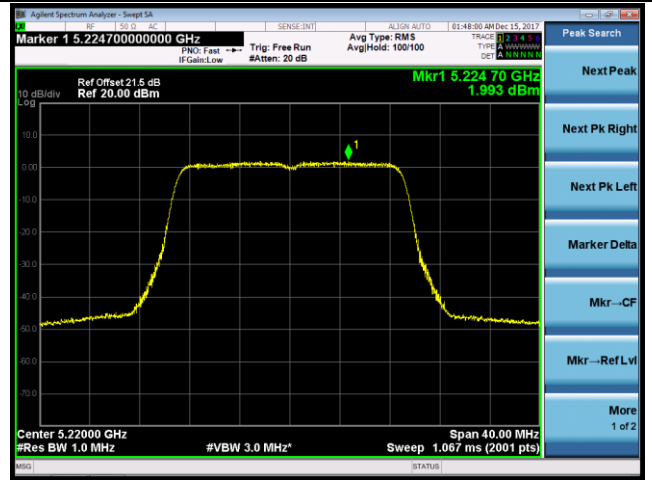


802.11n-HT20 Power Spectral Density - Ant 0

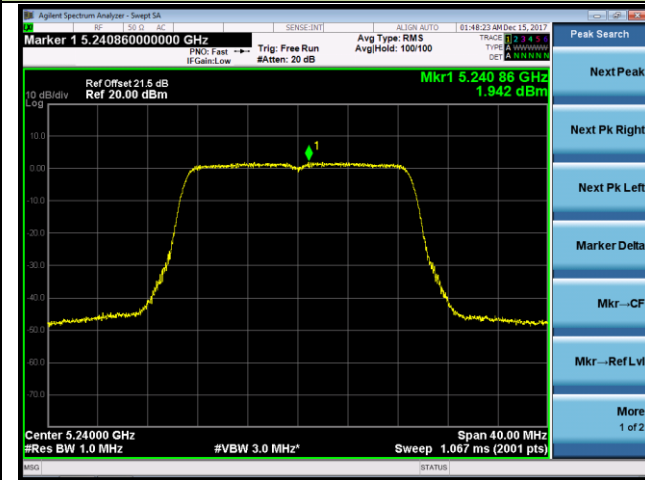
Channel 36 (5180MHz)



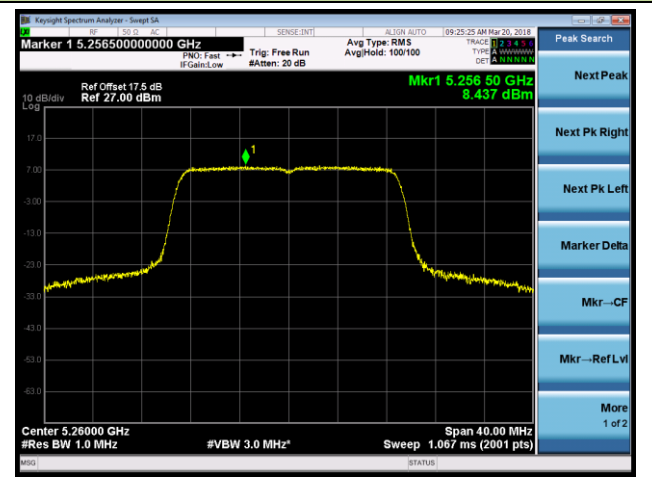
Channel 44 (5220MHz)



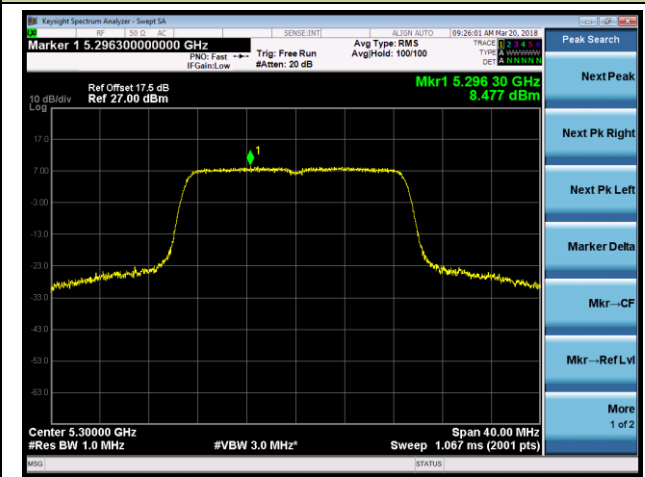
Channel 48 (5240MHz)



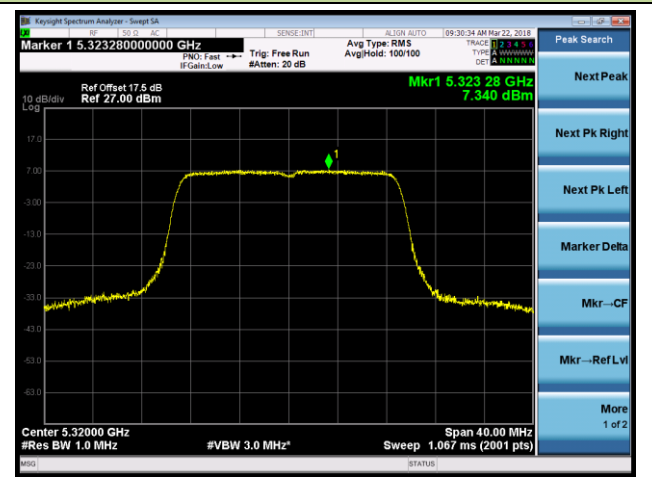
Channel 52 (5260MHz)

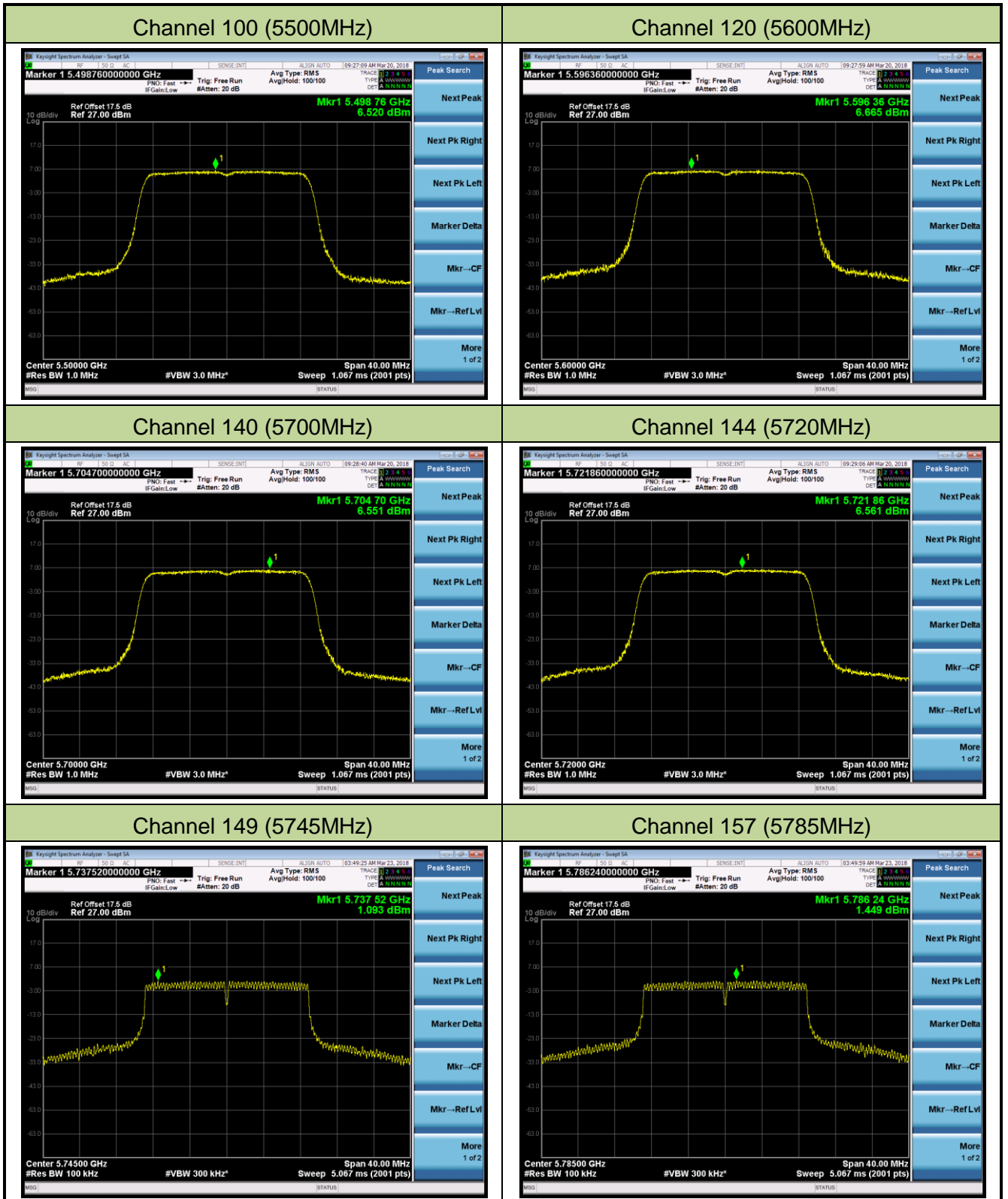


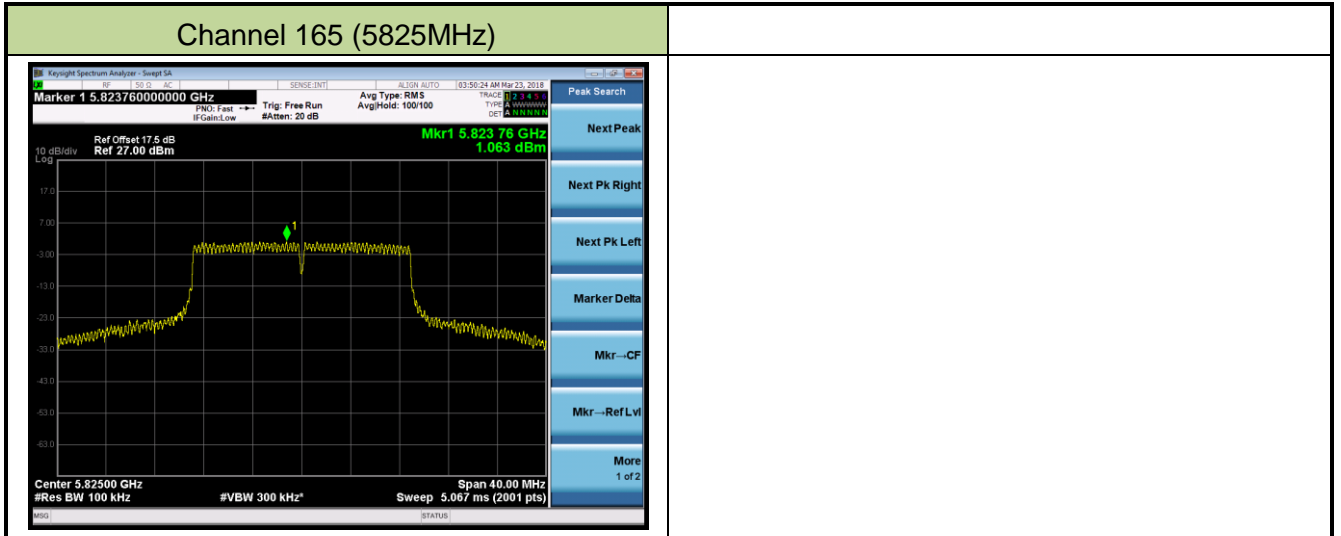
Channel 60 (5300MHz)



Channel 64 (5320MHz)

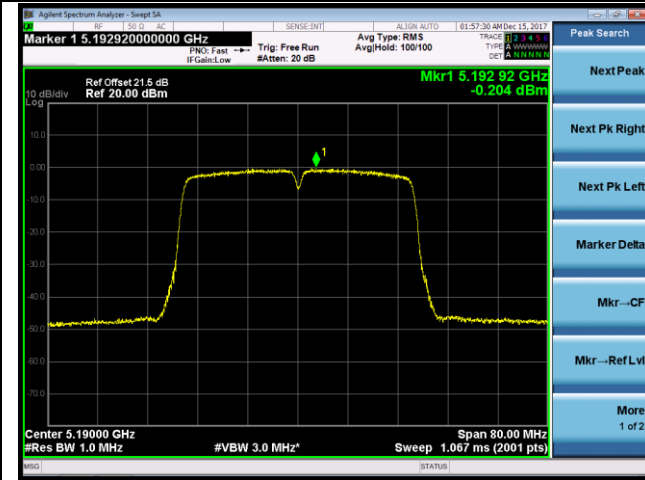




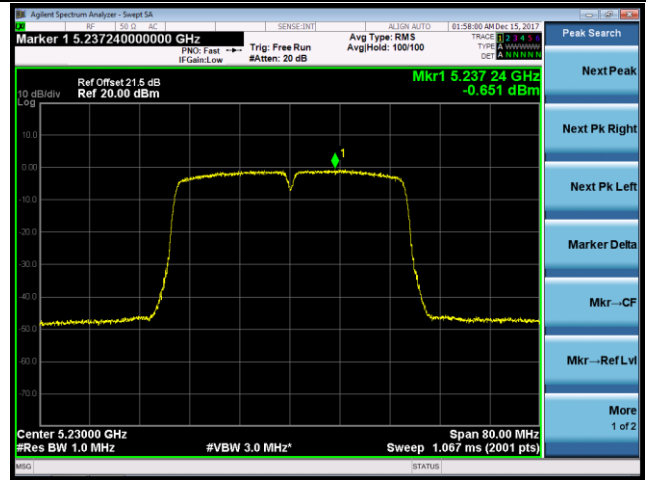


802.11n-HT40 Power Spectral Density - Ant 0

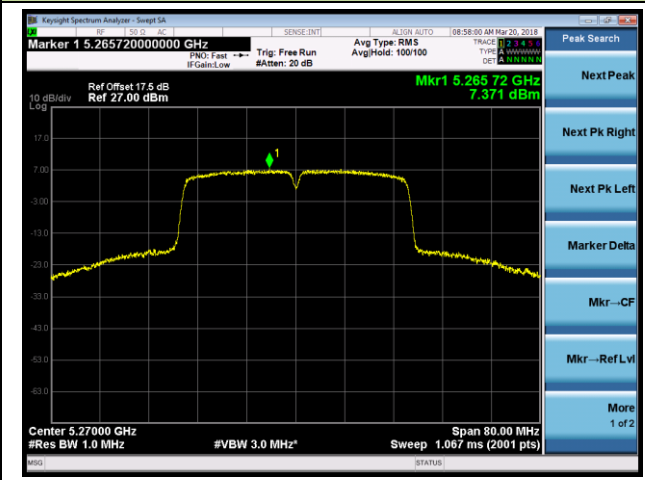
Channel 38 (5190MHz)



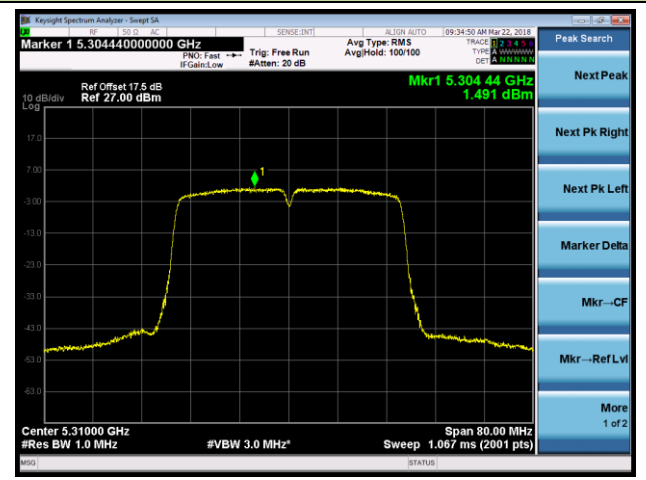
Channel 46 (5230MHz)



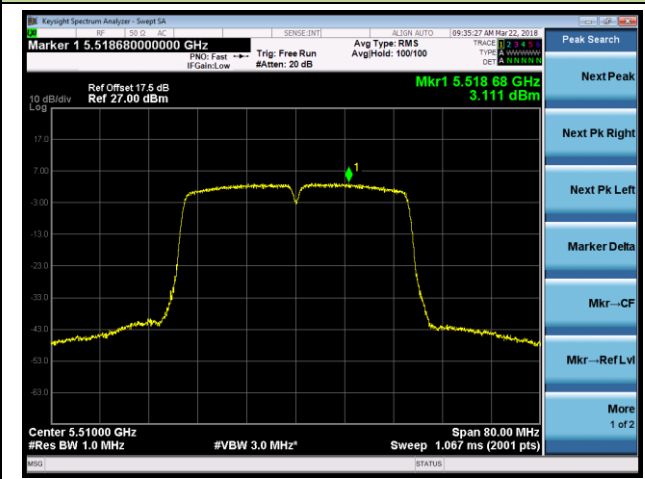
Channel 54 (5270MHz)



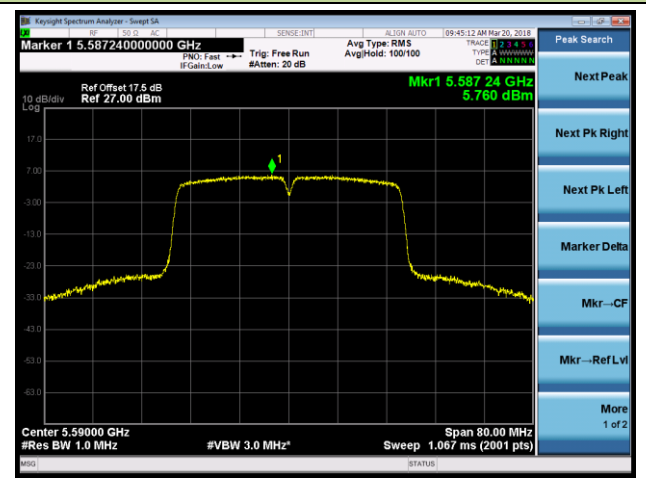
Channel 62 (5310MHz)

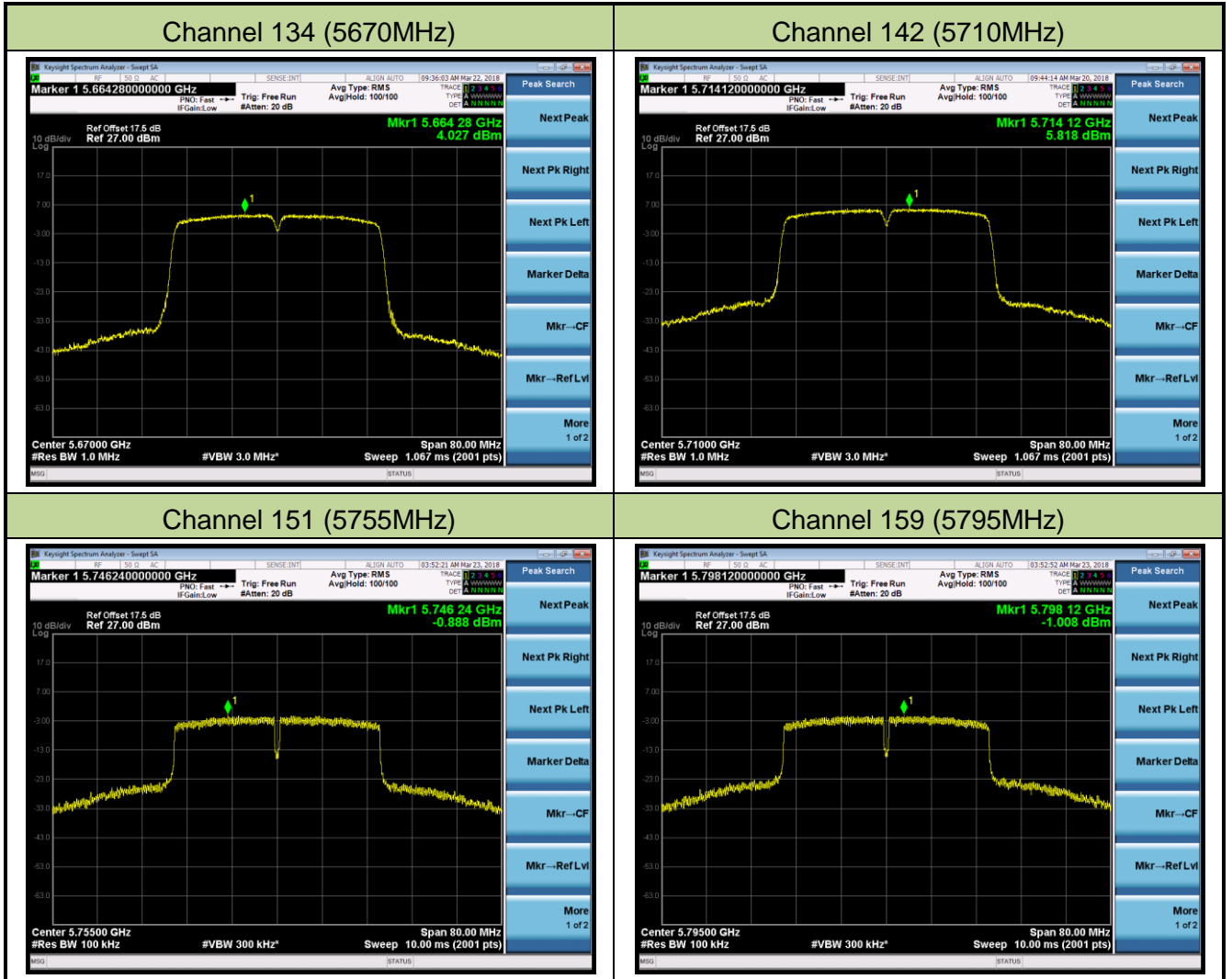


Channel 102 (5510MHz)



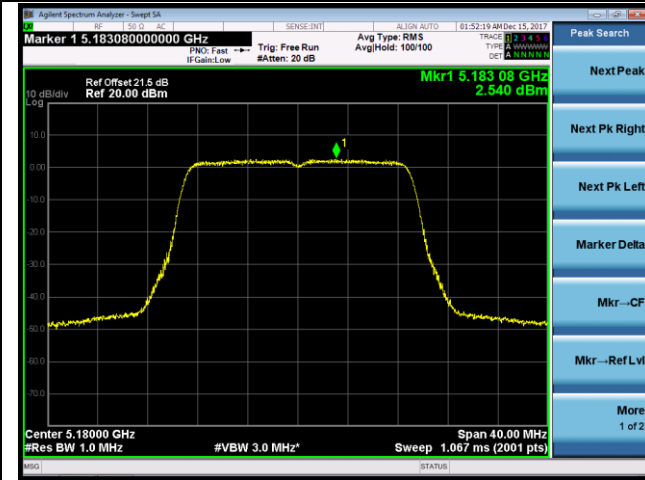
Channel 118 (5590MHz)



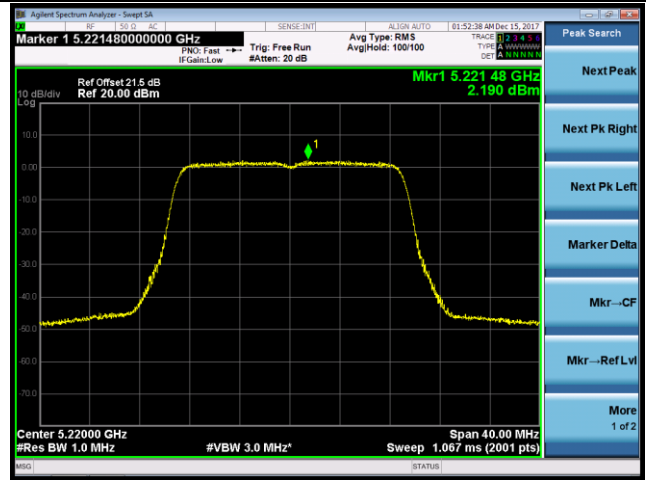


802.11ac-VHT20 Power Spectral Density - Ant 0

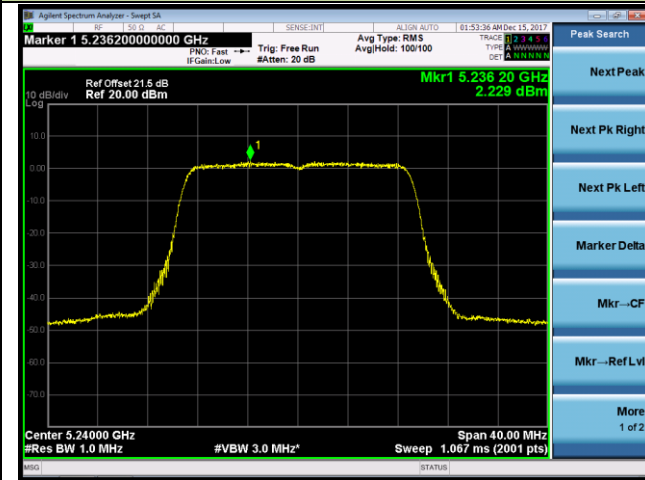
Channel 36 (5180MHz)



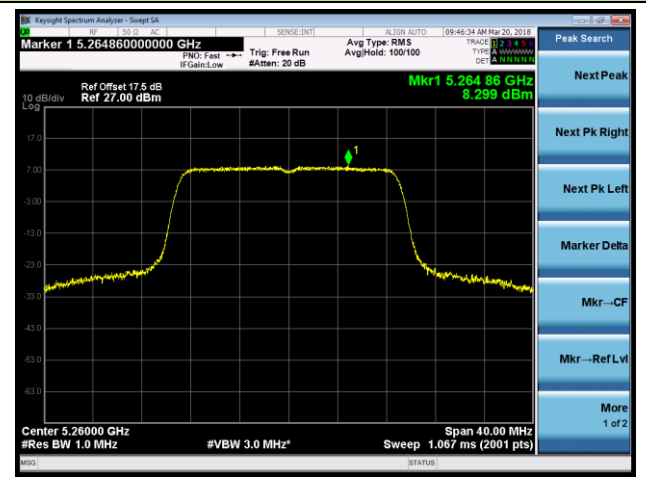
Channel 44 (5220MHz)



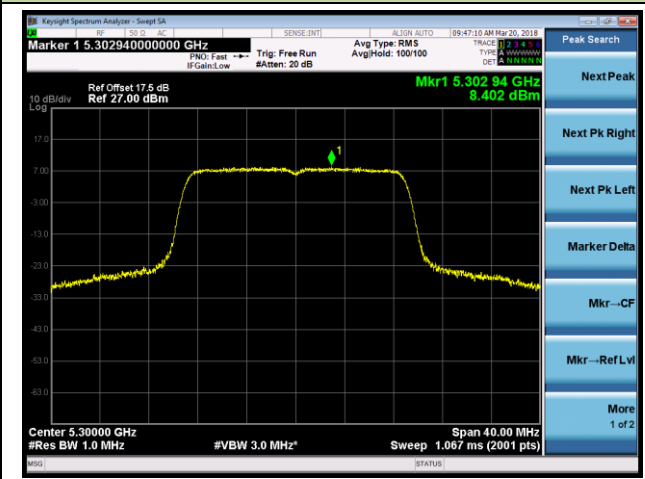
Channel 48 (5240MHz)



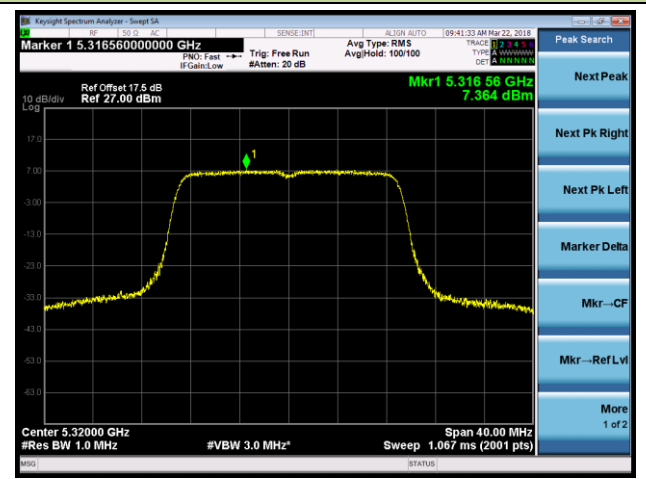
Channel 52 (5260MHz)

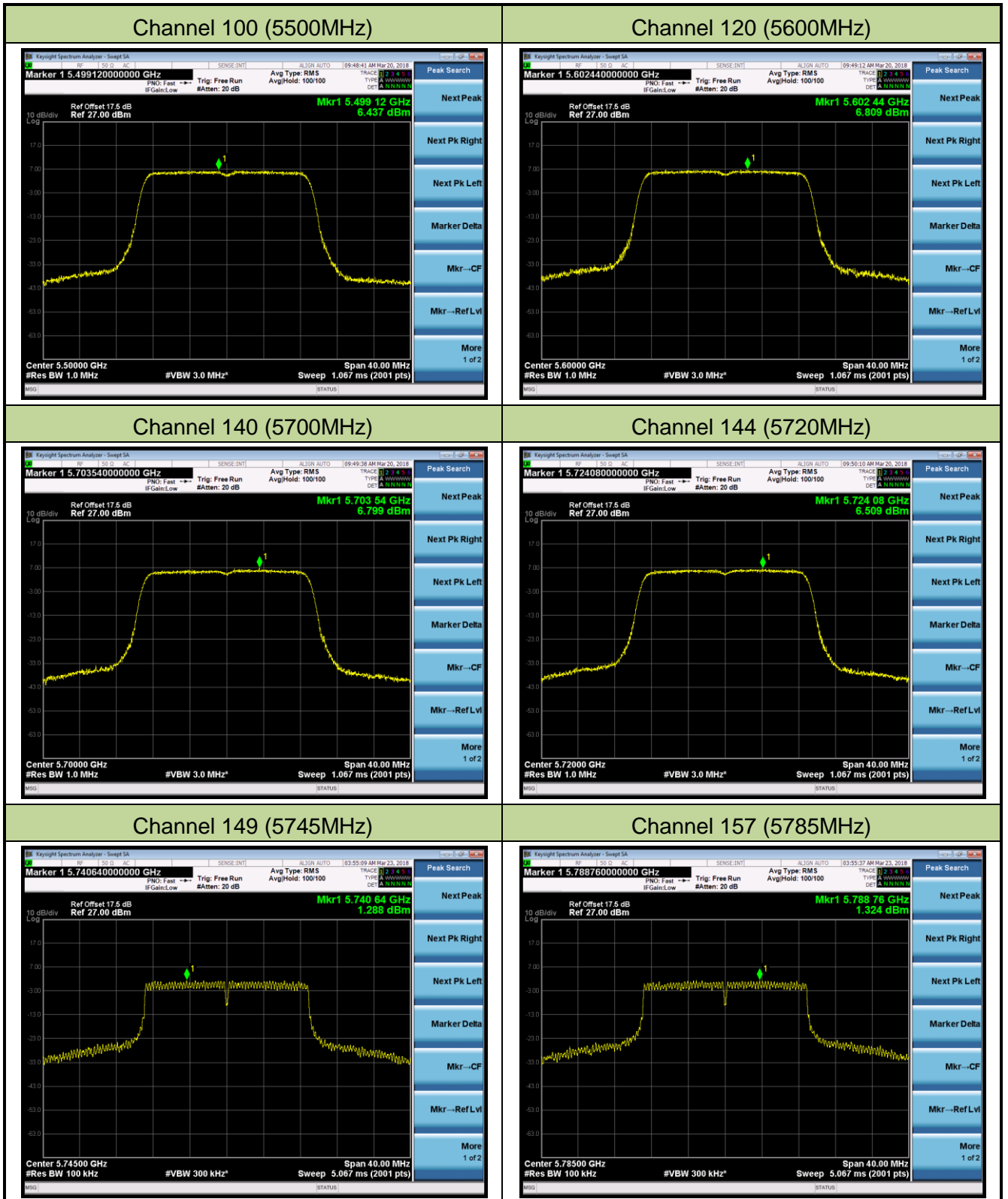


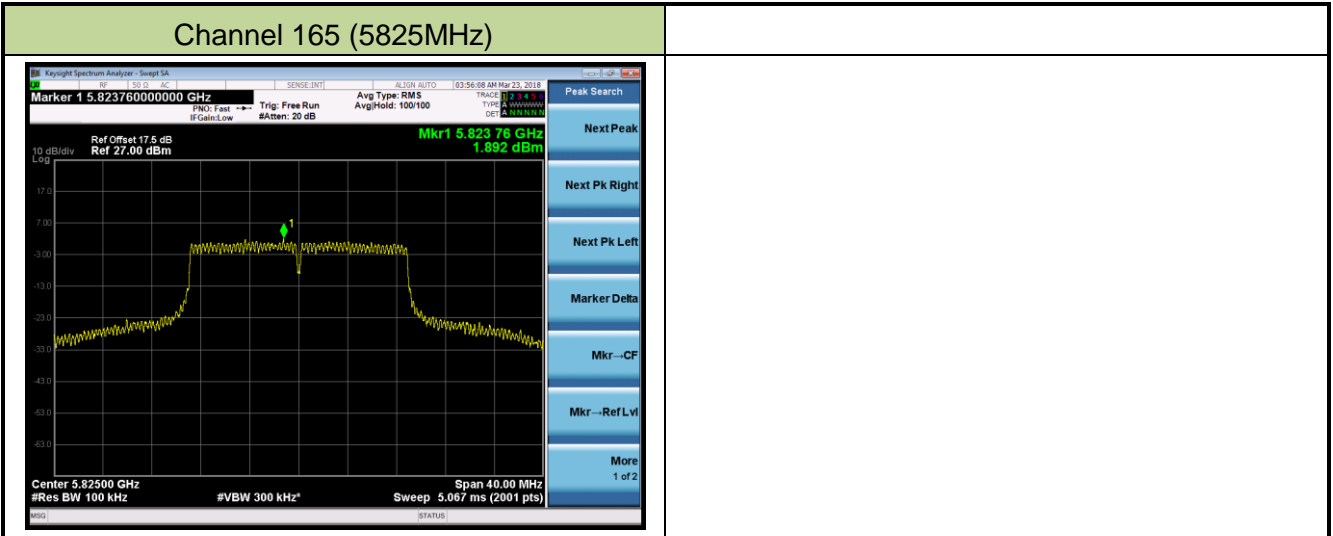
Channel 60 (5300MHz)



Channel 64 (5320MHz)

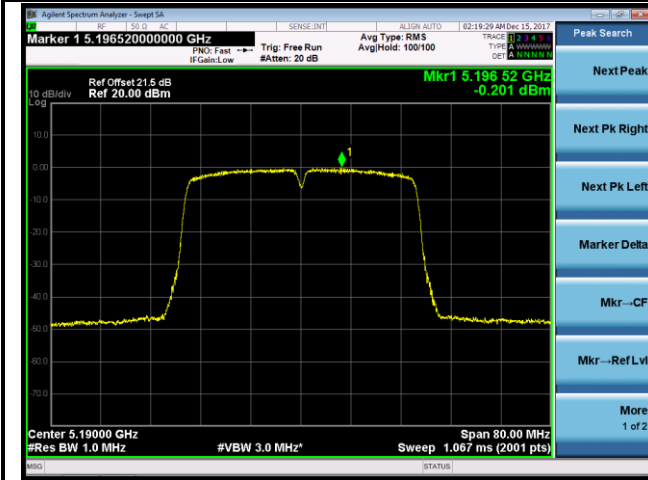




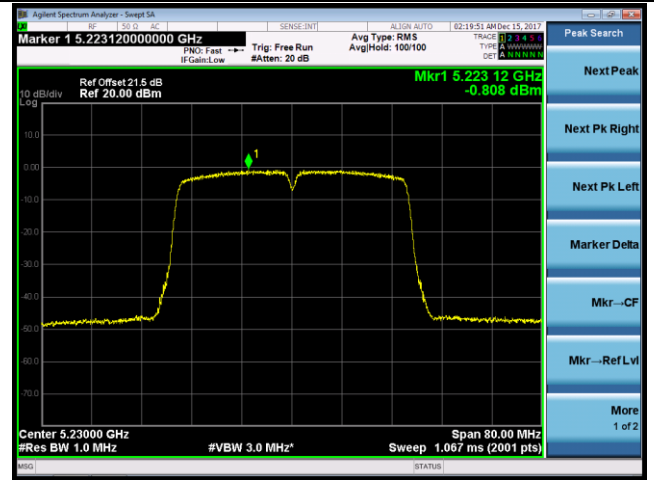


802.11ac-VHT40 Power Spectral Density - Ant 0

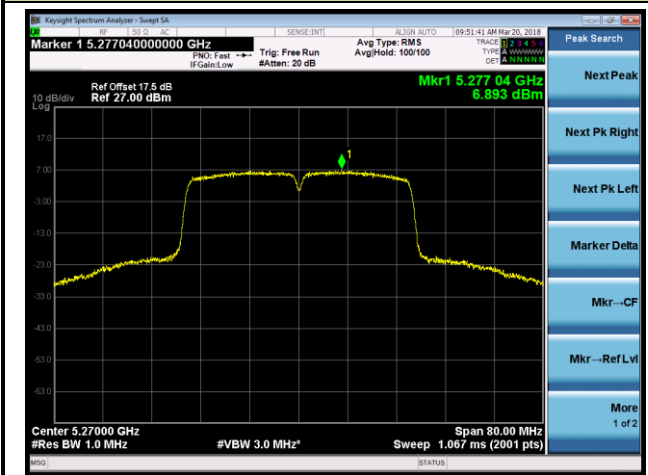
Channel 38 (5190MHz)



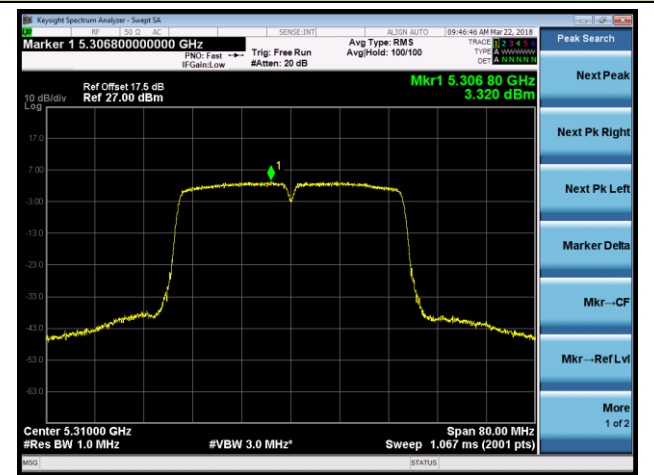
Channel 46 (5230MHz)



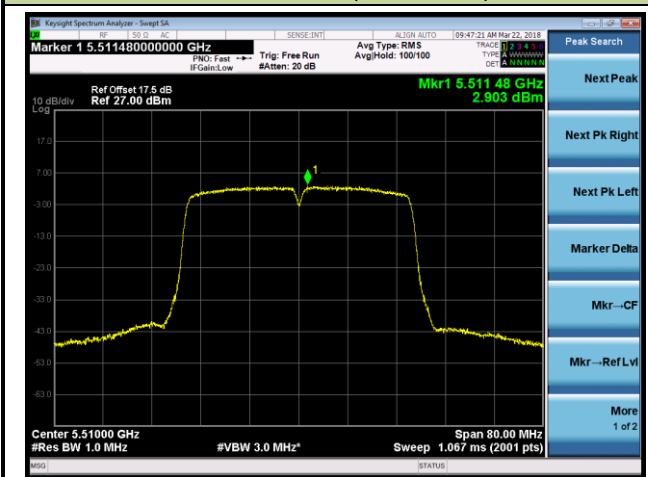
Channel 54 (5270MHz)



Channel 62 (5310MHz)



Channel 102 (5510MHz)



Channel 118 (5590MHz)

