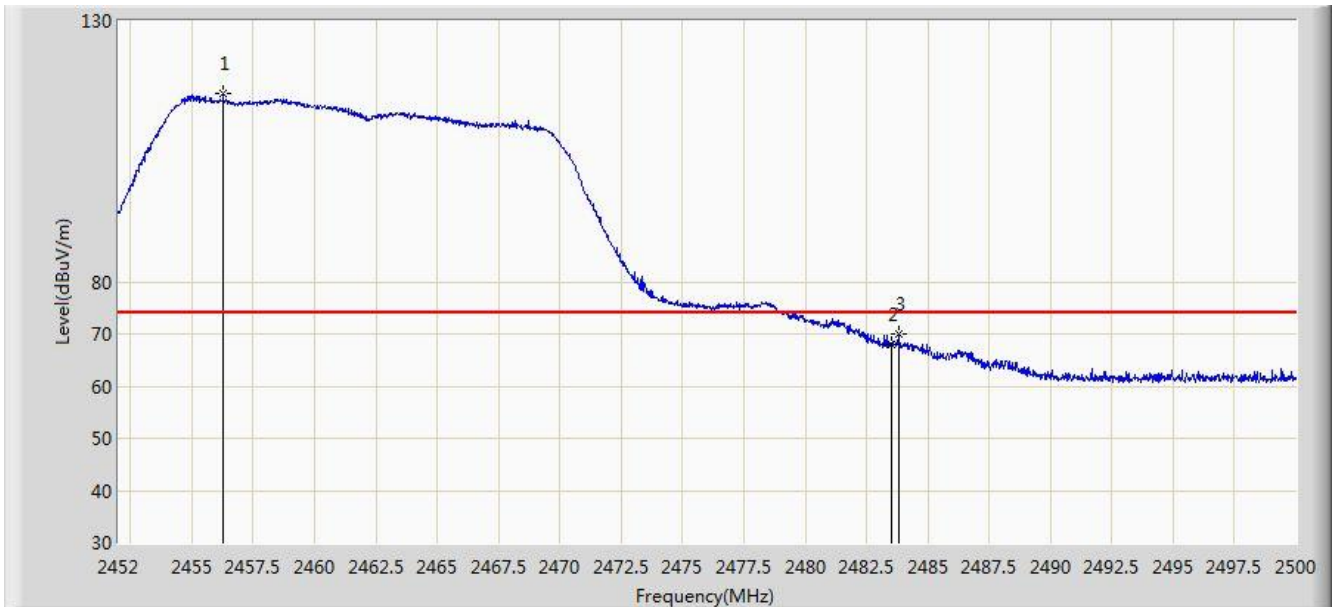


Site: AC1	Time: 2017/12/06 - 03:42
Limit: FCC_Part15.209_RE(3m)	Engineer: Peter Xu
Probe: BBHA9120D_1GHz_18GHz	Polarity: Vertical
EUT: AC220m Wi-Fi module OD US	Power: AC 120V/60Hz
Test Mode: Transmit by 802.11g at Channel 2462MHz Ant 1	

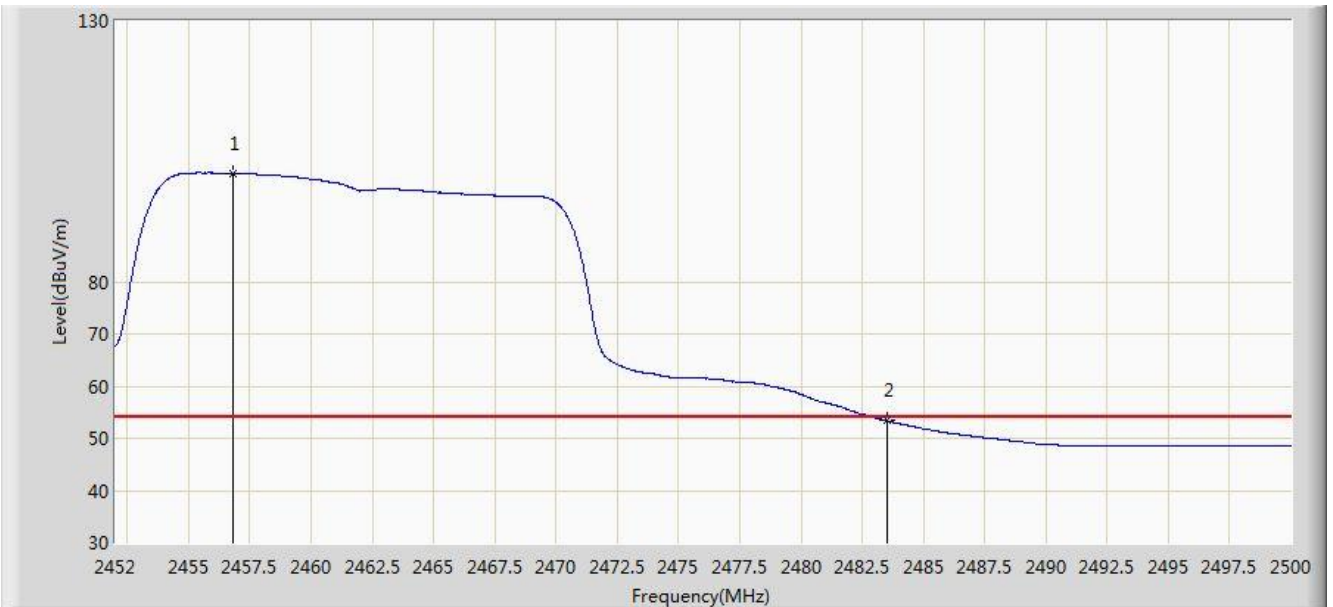


No	Flag	Mark	Frequency (MHz)	Measure Level (dBuV/m)	Reading Level (dBuV)	Margin (dB)	Limit (dBuV/m)	Factor (dB)	Type
1		*	2456.272	115.959	83.453	N/A	N/A	32.507	PK
2			2483.500	67.954	35.373	-6.046	74.000	32.580	PK
3			2483.824	70.088	37.506	-3.912	74.000	32.582	PK

Note: Measure Level (dBμV/m) = Reading Level (dBμV) + Factor (dB)

Factor (dB) = Cable Loss (dB) + Antenna Factor (dB/m)

Site: AC1	Time: 2017/12/06 - 03:41
Limit: FCC_Part15.209_RE(3m)	Engineer: Peter Xu
Probe: BBHA9120D_1GHz_18GHz	Polarity: Vertical
EUT: AC220m Wi-Fi module OD US	Power: AC 120V/60Hz
Test Mode: Transmit by 802.11g at Channel 2462MHz Ant 1	

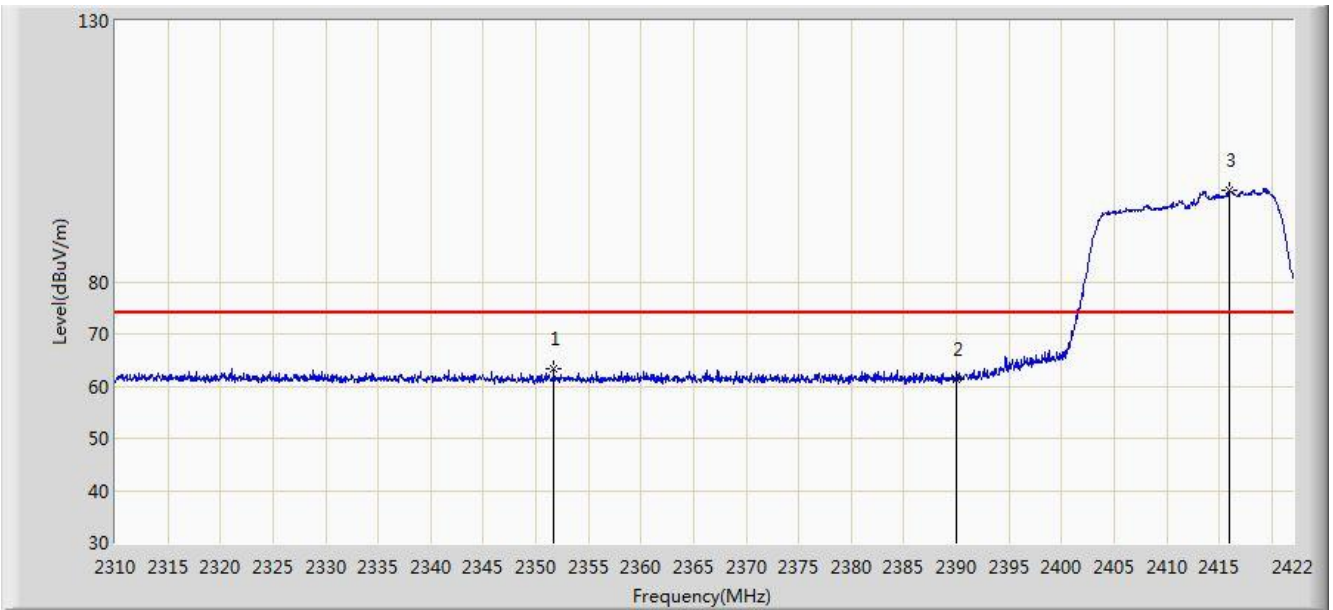


No	Flag	Mark	Frequency (MHz)	Measure Level (dBuV/m)	Reading Level (dBuV)	Margin (dB)	Limit (dBuV/m)	Factor (dB)	Type
1		*	2456.824	100.813	68.306	N/A	N/A	32.507	AV
2			2483.500	53.362	20.781	-0.638	54.000	32.580	AV

Note: Measure Level (dBuV/m) = Reading Level (dBuV) + Factor (dB)

Factor (dB) = Cable Loss (dB) + Antenna Factor (dB/m)

Site: AC1	Time: 2017/12/06 - 03:54
Limit: FCC_Part15.209_RE(3m)	Engineer: Peter Xu
Probe: BBHA9120D_1GHz_18GHz	Polarity: Horizontal
EUT: AC220m Wi-Fi module OD US	Power: AC 120V/60Hz
Test Mode: Transmit by 802.11n-HT20 at Channel 2412MHz Ant 1	

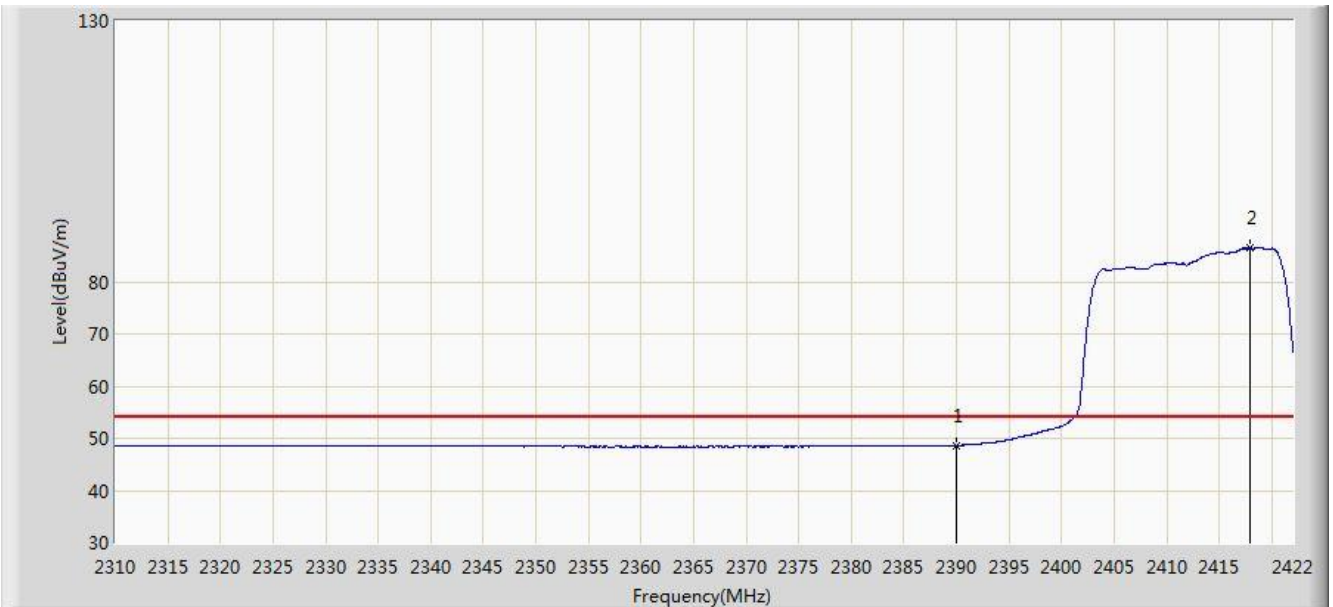


No	Flag	Mark	Frequency (MHz)	Measure Level (dBuV/m)	Reading Level (dBuV)	Margin (dB)	Limit (dBuV/m)	Factor (dB)	Type
1			2351.720	63.392	30.775	-10.608	74.000	32.617	PK
2			2390.000	61.225	28.671	-12.775	74.000	32.554	PK
3		*	2416.008	97.627	65.106	N/A	N/A	32.521	PK

Note: Measure Level (dBμV/m) = Reading Level (dBμV) + Factor (dB)

Factor (dB) = Cable Loss (dB) + Antenna Factor (dB/m)

Site: AC1	Time: 2017/12/06 - 03:54
Limit: FCC_Part15.209_RE(3m)	Engineer: Peter Xu
Probe: BBHA9120D_1GHz_18GHz	Polarity: Horizontal
EUT: AC220m Wi-Fi module OD US	Power: AC 120V/60Hz
Test Mode: Transmit by 802.11n-HT20 at Channel 2412MHz Ant 1	

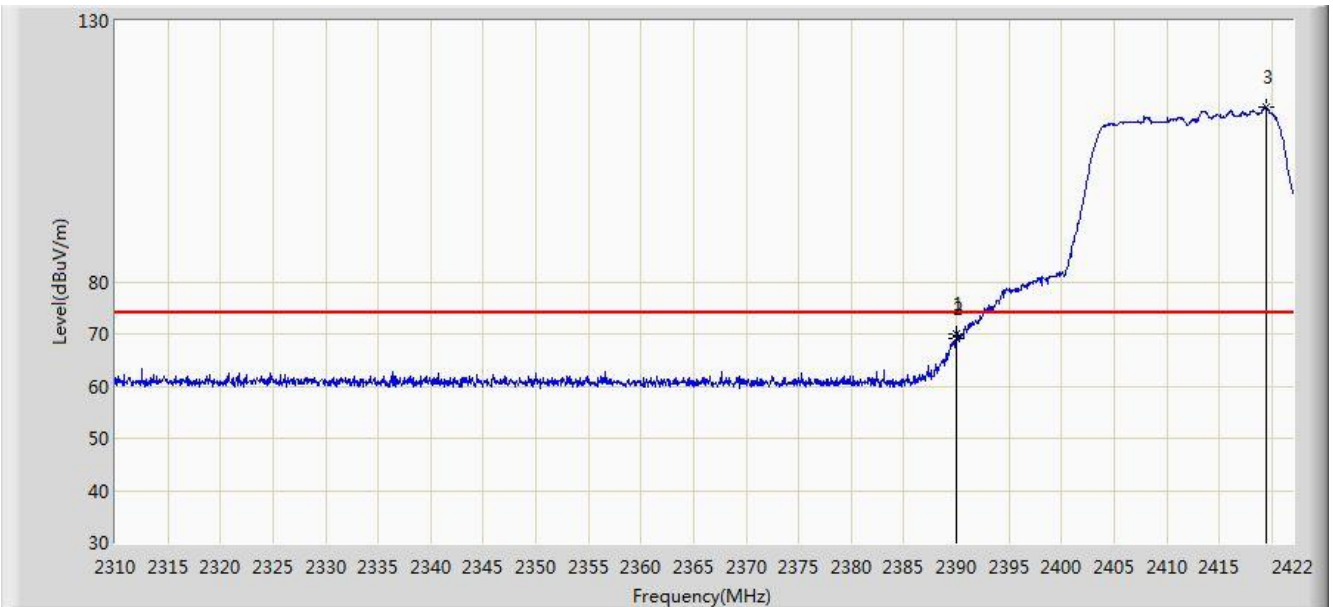


No	Flag	Mark	Frequency (MHz)	Measure Level (dBuV/m)	Reading Level (dBuV)	Margin (dB)	Limit (dBuV/m)	Factor (dB)	Type
1			2390.000	48.643	16.089	-5.357	54.000	32.554	AV
2		*	2417.968	86.390	53.872	N/A	N/A	32.518	AV

Note: Measure Level (dBuV/m) = Reading Level (dBuV) + Factor (dB)

Factor (dB) = Cable Loss (dB) + Antenna Factor (dB/m)

Site: AC1	Time: 2017/12/06 - 03:53
Limit: FCC_Part15.209_RE(3m)	Engineer: Peter Xu
Probe: BBHA9120D_1GHz_18GHz	Polarity: Vertical
EUT: AC220m Wi-Fi module OD US	Power: AC 120V/60Hz
Test Mode: Transmit by 802.11n-HT20 at Channel 2412MHz Ant 1	

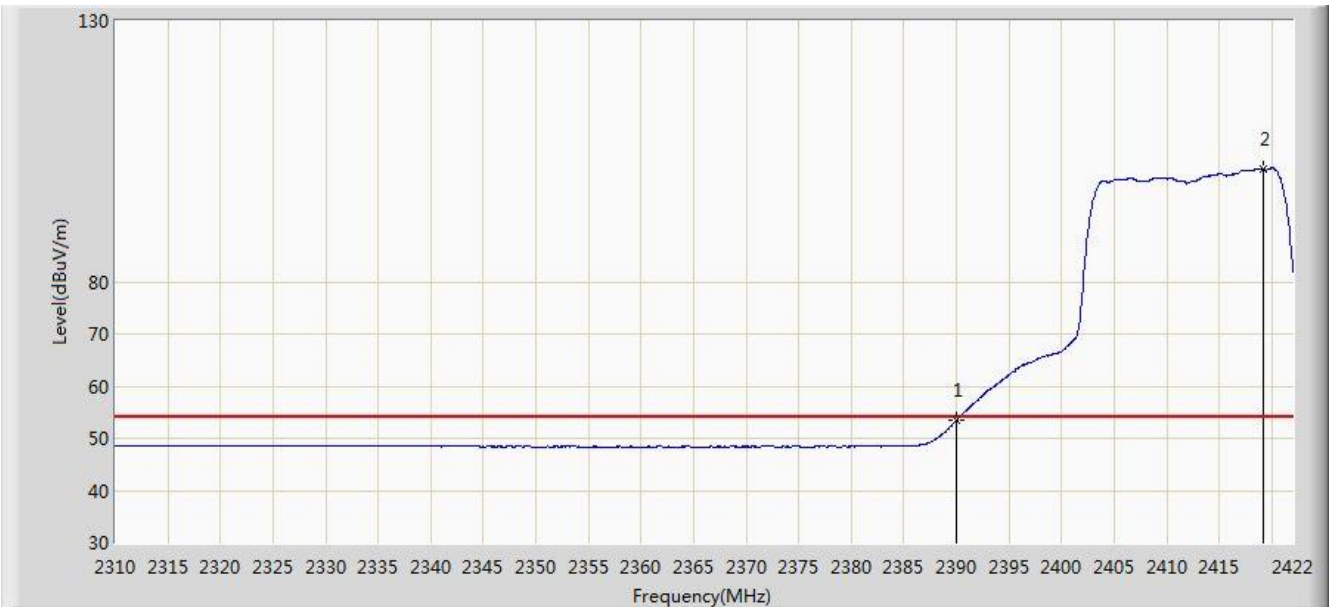


No	Flag	Mark	Frequency (MHz)	Measure Level (dBuV/m)	Reading Level (dBuV)	Margin (dB)	Limit (dBuV/m)	Factor (dB)	Type
1			2389.968	69.952	37.398	-4.048	74.000	32.554	PK
2			2390.000	69.227	36.673	-4.773	74.000	32.554	PK
3		*	2419.424	113.539	81.022	N/A	N/A	32.517	PK

Note: Measure Level (dB $\mu$ V/m) = Reading Level (dB $\mu$ V) + Factor (dB)

Factor (dB) = Cable Loss (dB) + Antenna Factor (dB/m)

Site: AC1	Time: 2017/12/06 - 03:52
Limit: FCC_Part15.209_RE(3m)	Engineer: Peter Xu
Probe: BBHA9120D_1GHz_18GHz	Polarity: Vertical
EUT: AC220m Wi-Fi module OD US	Power: AC 120V/60Hz
Test Mode: Transmit by 802.11n-HT20 at Channel 2412MHz Ant 1	

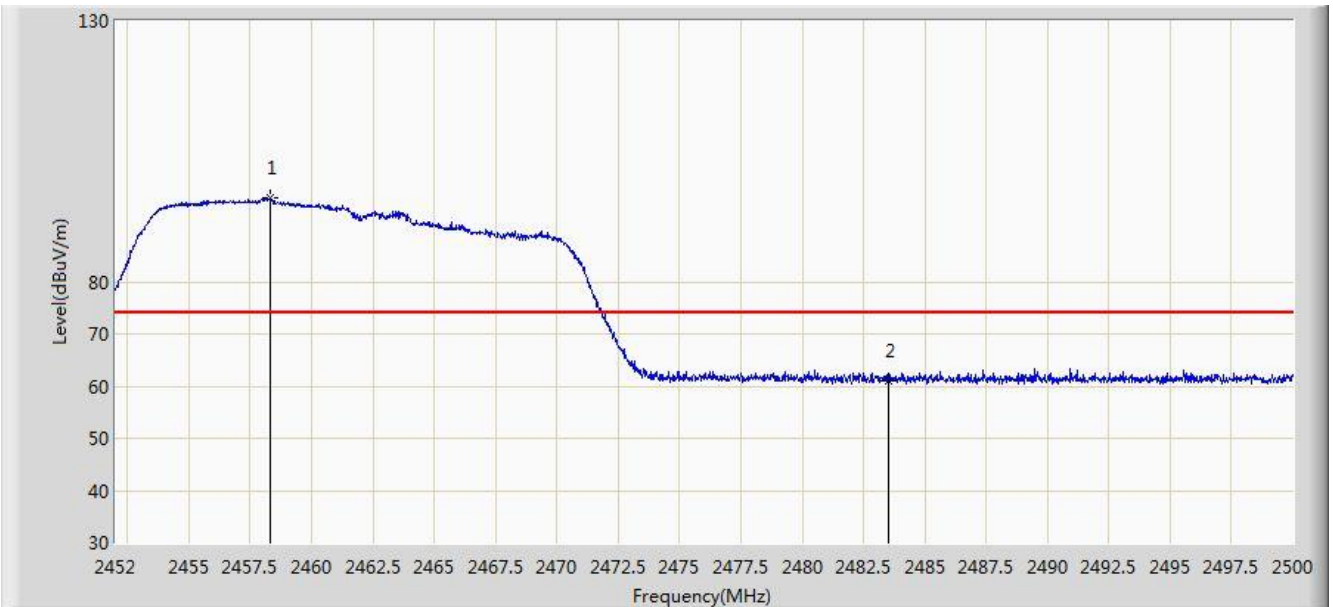


No	Flag	Mark	Frequency (MHz)	Measure Level (dBuV/m)	Reading Level (dBuV)	Margin (dB)	Limit (dBuV/m)	Factor (dB)	Type
1			2390.000	53.454	20.900	-0.546	54.000	32.554	AV
2		*	2419.144	101.588	69.071	N/A	N/A	32.517	AV

Note: Measure Level (dBuV/m) = Reading Level (dBuV) + Factor (dB)

Factor (dB) = Cable Loss (dB) + Antenna Factor (dB/m)

Site: AC1	Time: 2017/12/06 - 04:06
Limit: FCC_Part15.209_RE(3m)	Engineer: Peter Xu
Probe: BBHA9120D_1GHz_18GHz	Polarity: Horizontal
EUT: AC220m Wi-Fi module OD US	Power: AC 120V/60Hz
Test Mode: Transmit by 802.11n-HT20 at Channel 2462MHz Ant 1	

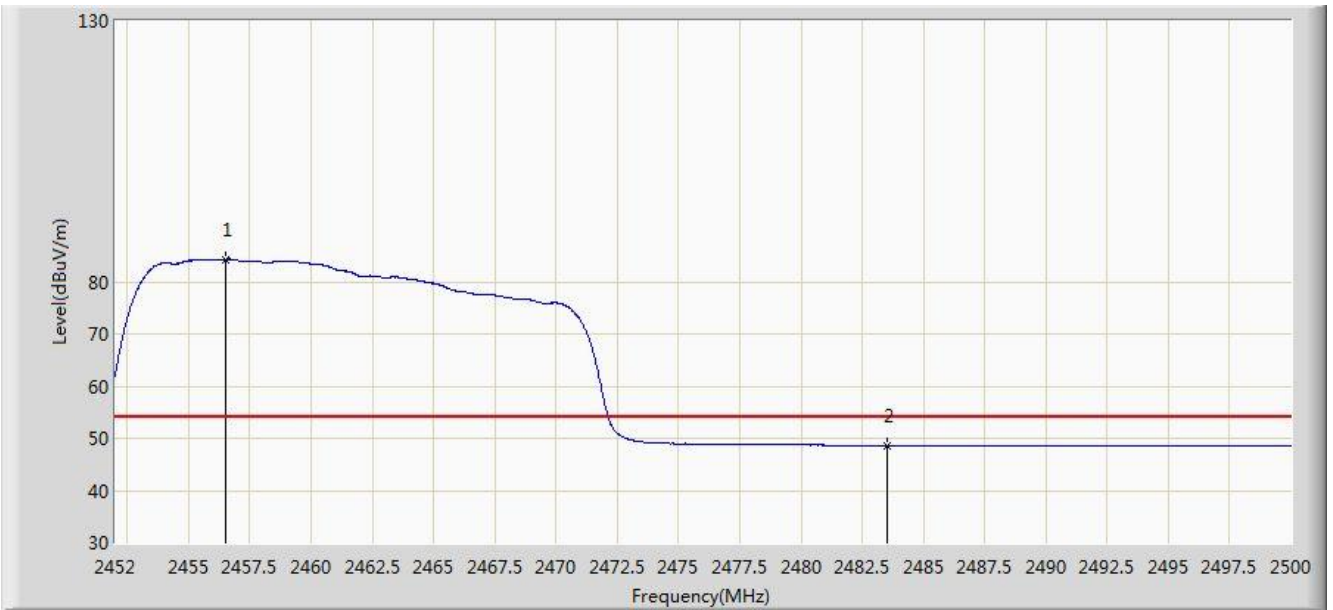


No	Flag	Mark	Frequency (MHz)	Measure Level (dBuV/m)	Reading Level (dBuV)	Margin (dB)	Limit (dBuV/m)	Factor (dB)	Type
1		*	2458.312	96.085	63.575	N/A	N/A	32.510	PK
2			2483.500	61.087	28.506	-12.913	74.000	32.580	PK

Note: Measure Level (dBuV/m) = Reading Level (dBuV) + Factor (dB)

Factor (dB) = Cable Loss (dB) + Antenna Factor (dB/m)

Site: AC1	Time: 2017/12/06 - 04:08
Limit: FCC_Part15.209_RE(3m)	Engineer: Peter Xu
Probe: BBHA9120D_1GHz_18GHz	Polarity: Horizontal
EUT: AC220m Wi-Fi module OD US	Power: AC 120V/60Hz
Test Mode: Transmit by 802.11n-HT20 at Channel 2462MHz Ant 1	



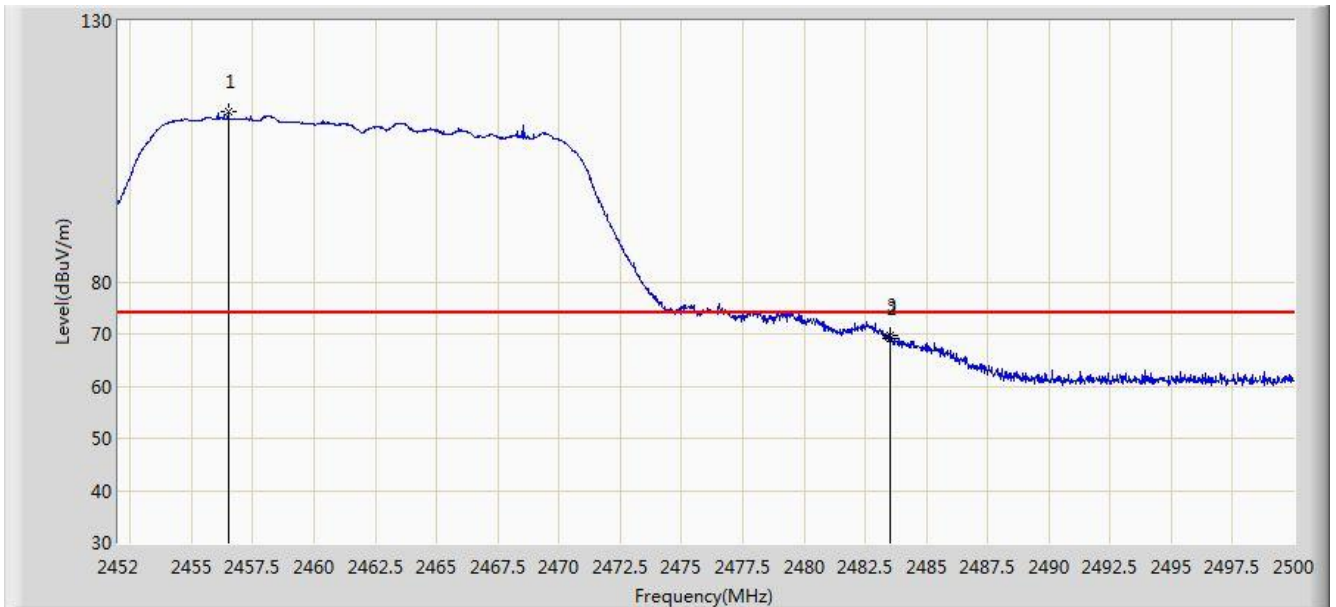
No	Flag	Mark	Frequency (MHz)	Measure Level (dBuV/m)	Reading Level (dBuV)	Margin (dB)	Limit (dBuV/m)	Factor (dB)	Type
1		*	2456.536	84.300	51.793	N/A	N/A	32.507	AV
2			2483.500	48.593	16.012	-5.407	54.000	32.580	AV

Note: Measure Level (dBuV/m) = Reading Level (dBuV) + Factor (dB)

Factor (dB) = Cable Loss (dB) + Antenna Factor (dB/m)



Site: AC1	Time: 2017/12/06 - 04:05
Limit: FCC_Part15.209_RE(3m)	Engineer: Peter Xu
Probe: BBHA9120D_1GHz_18GHz	Polarity: Vertical
EUT: AC220m Wi-Fi module OD US	Power: AC 120V/60Hz
Test Mode: Transmit by 802.11n-HT20 at Channel 2462MHz Ant 1	

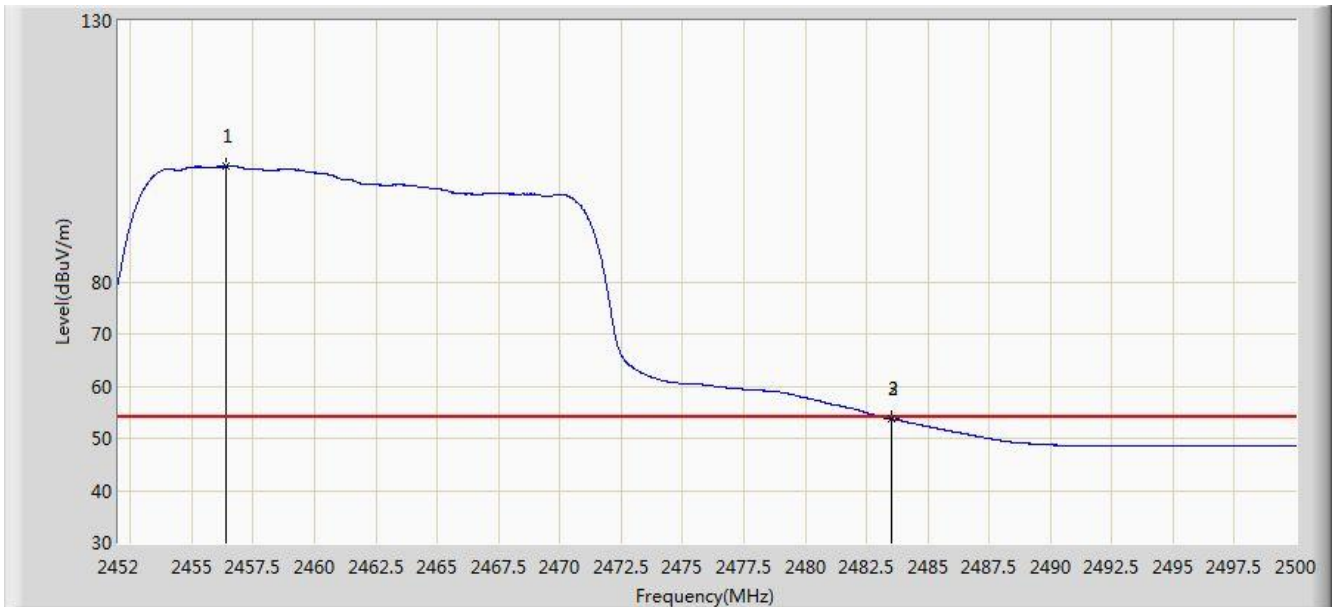


No	Flag	Mark	Frequency (MHz)	Measure Level (dBuV/m)	Reading Level (dBuV)	Margin (dB)	Limit (dBuV/m)	Factor (dB)	Type
1		*	2456.488	112.470	79.963	N/A	N/A	32.507	PK
2			2483.500	69.109	36.528	-4.891	74.000	32.580	PK
3			2483.512	69.623	37.042	-4.377	74.000	32.580	PK

Note: Measure Level (dB $\mu$ V/m) = Reading Level (dB $\mu$ V) + Factor (dB)

Factor (dB) = Cable Loss (dB) + Antenna Factor (dB/m)

Site: AC1	Time: 2017/12/06 - 04:03
Limit: FCC_Part15.209_RE(3m)	Engineer: Peter Xu
Probe: BBHA9120D_1GHz_18GHz	Polarity: Vertical
EUT: AC220m Wi-Fi module OD US	Power: AC 120V/60Hz
Test Mode: Transmit by 802.11n-HT20 at Channel 2462MHz Ant 1	

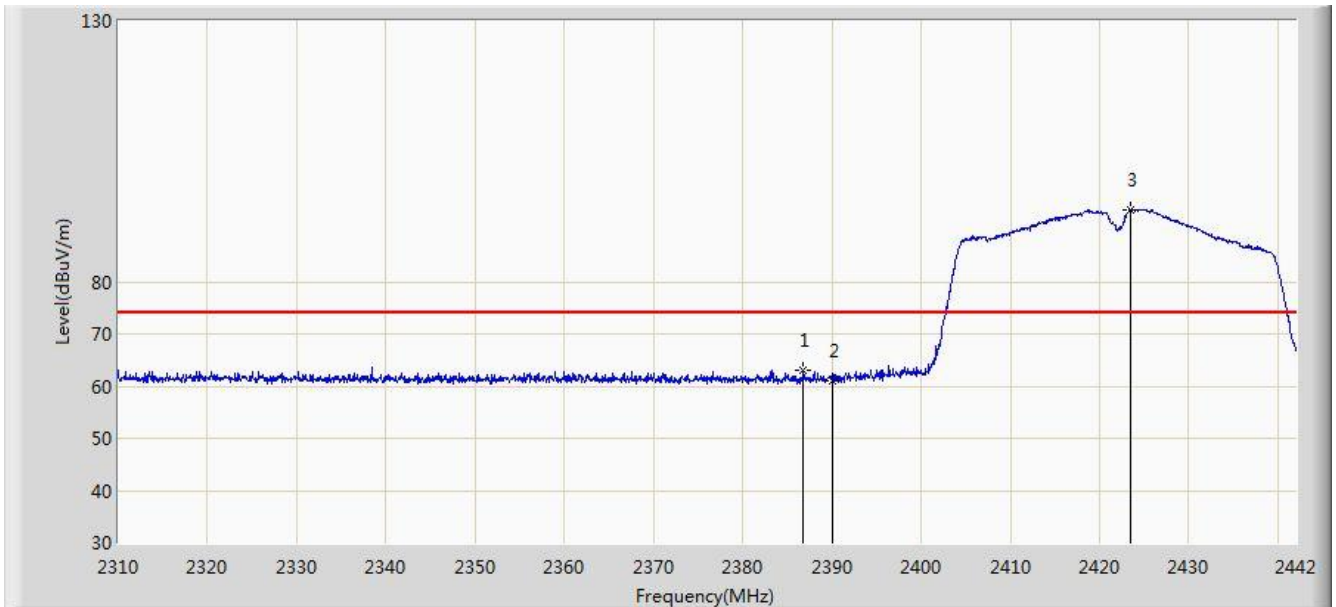


No	Flag	Mark	Frequency (MHz)	Measure Level (dBuV/m)	Reading Level (dBuV)	Margin (dB)	Limit (dBuV/m)	Factor (dB)	Type
1		*	2456.368	102.102	69.596	N/A	N/A	32.507	AV
2			2483.500	53.671	21.090	-0.329	54.000	32.580	AV
3			2483.536	53.678	21.097	-0.322	54.000	32.580	AV

Note: Measure Level (dB $\mu$ V/m) = Reading Level (dB $\mu$ V) + Factor (dB)

Factor (dB) = Cable Loss (dB) + Antenna Factor (dB/m)

Site: AC1	Time: 2017/12/06 - 04:16
Limit: FCC_Part15.209_RE(3m)	Engineer: Peter Xu
Probe: BBHA9120D_1GHz_18GHz	Polarity: Horizontal
EUT: AC220m Wi-Fi module OD US	Power: AC 120V/60Hz
Test Mode: Transmit by 802.11n-HT40 at Channel 2422MHz Ant 1	

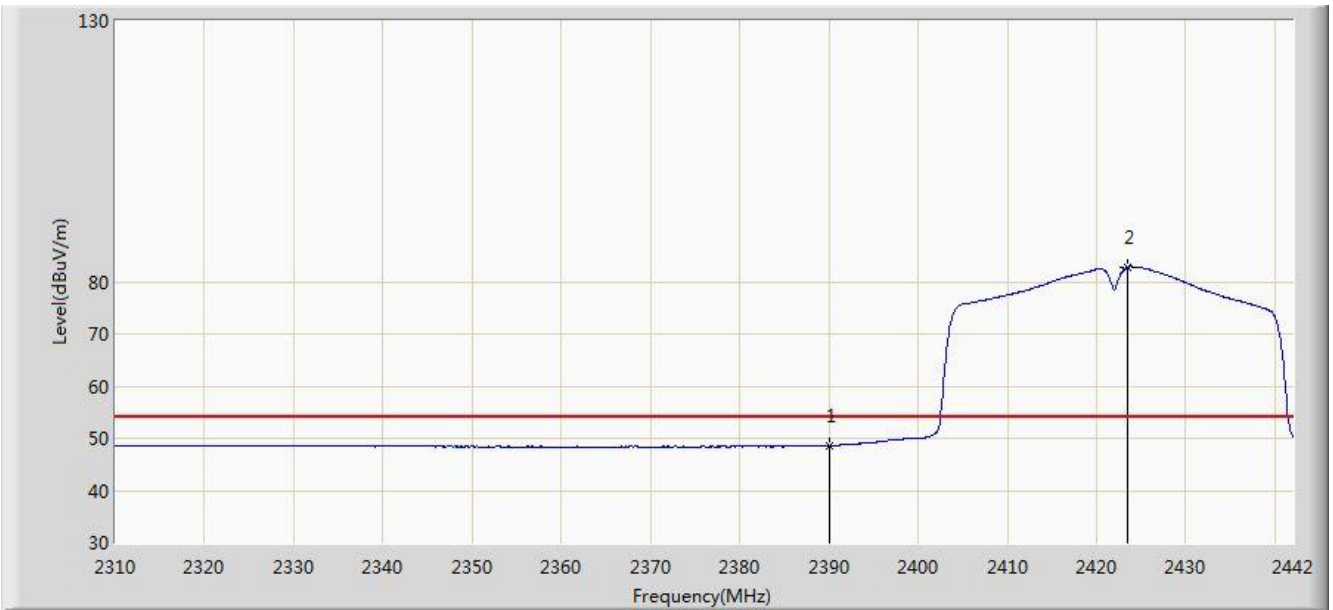


No	Flag	Mark	Frequency (MHz)	Measure Level (dBuV/m)	Reading Level (dBuV)	Margin (dB)	Limit (dBuV/m)	Factor (dB)	Type
1			2386.758	63.133	30.574	-10.867	74.000	32.559	PK
2			2390.000	61.093	28.539	-12.907	74.000	32.554	PK
3		*	2423.520	93.753	61.241	N/A	N/A	32.512	PK

Note: Measure Level (dB $\mu$ V/m) = Reading Level (dB $\mu$ V) + Factor (dB)

Factor (dB) = Cable Loss (dB) + Antenna Factor (dB/m)

Site: AC1	Time: 2017/12/06 - 04:17
Limit: FCC_Part15.209_RE(3m)	Engineer: Peter Xu
Probe: BBHA9120D_1GHz_18GHz	Polarity: Horizontal
EUT: AC220m Wi-Fi module OD US	Power: AC 120V/60Hz
Test Mode: Transmit by 802.11n-HT40 at Channel 2422MHz Ant 1	

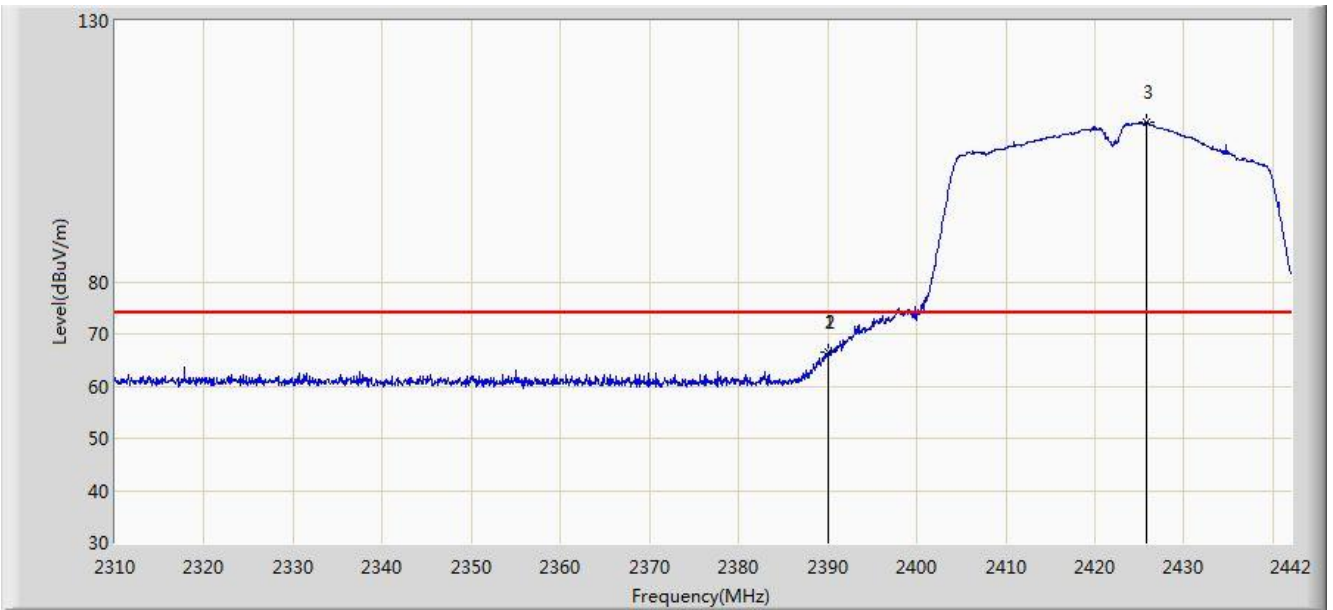


No	Flag	Mark	Frequency (MHz)	Measure Level (dBuV/m)	Reading Level (dBuV)	Margin (dB)	Limit (dBuV/m)	Factor (dB)	Type
1			2390.000	48.595	16.041	-5.405	54.000	32.554	AV
2		*	2423.454	82.772	50.260	N/A	N/A	32.512	AV

Note: Measure Level (dBuV/m) = Reading Level (dBuV) + Factor (dB)

Factor (dB) = Cable Loss (dB) + Antenna Factor (dB/m)

Site: AC1	Time: 2017/12/06 - 04:15
Limit: FCC_Part15.209_RE(3m)	Engineer: Peter Xu
Probe: BBHA9120D_1GHz_18GHz	Polarity: Vertical
EUT: AC220m Wi-Fi module OD US	Power: AC 120V/60Hz
Test Mode: Transmit by 802.11n-HT40 at Channel 2422MHz Ant 1	

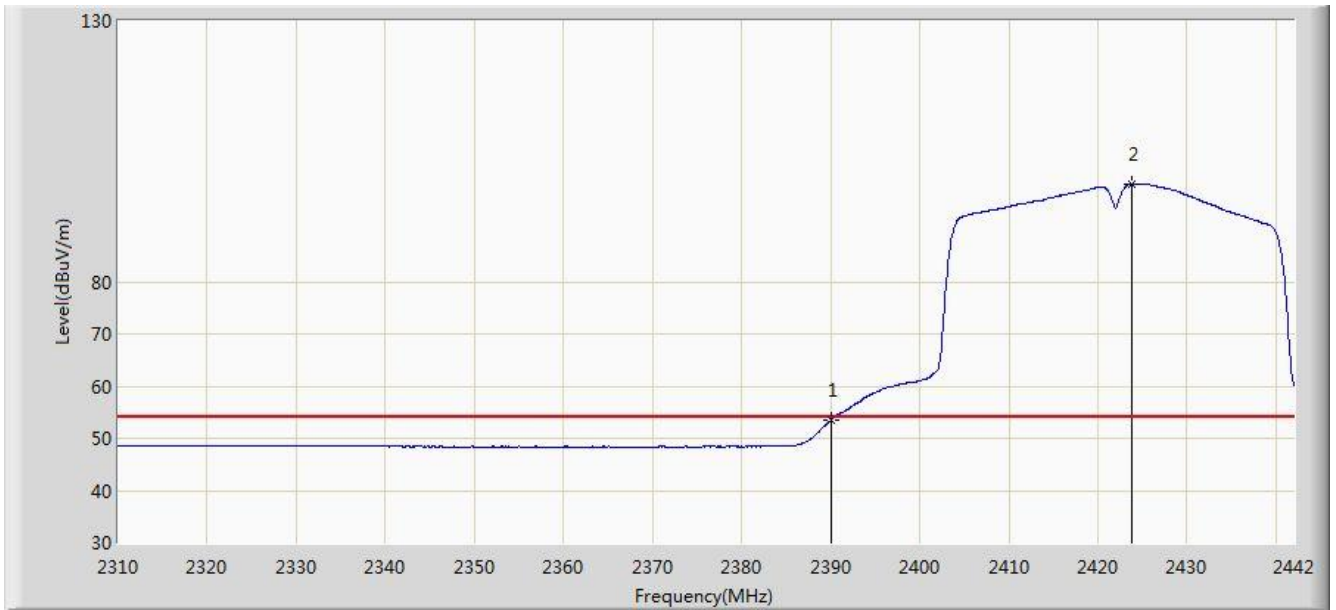


No	Flag	Mark	Frequency (MHz)	Measure Level (dBuV/m)	Reading Level (dBuV)	Margin (dB)	Limit (dBuV/m)	Factor (dB)	Type
1			2389.992	66.531	33.977	-7.469	74.000	32.554	PK
2			2390.000	66.407	33.853	-7.593	74.000	32.554	PK
3		*	2425.764	110.563	78.054	N/A	N/A	32.509	PK

Note: Measure Level (dB $\mu$ V/m) = Reading Level (dB $\mu$ V) + Factor (dB)

Factor (dB) = Cable Loss (dB) + Antenna Factor (dB/m)

Site: AC1	Time: 2017/12/06 - 04:15
Limit: FCC_Part15.209_RE(3m)	Engineer: Peter Xu
Probe: BBHA9120D_1GHz_18GHz	Polarity: Vertical
EUT: AC220m Wi-Fi module OD US	Power: AC 120V/60Hz
Test Mode: Transmit by 802.11n-HT40 at Channel 2422MHz Ant 1	

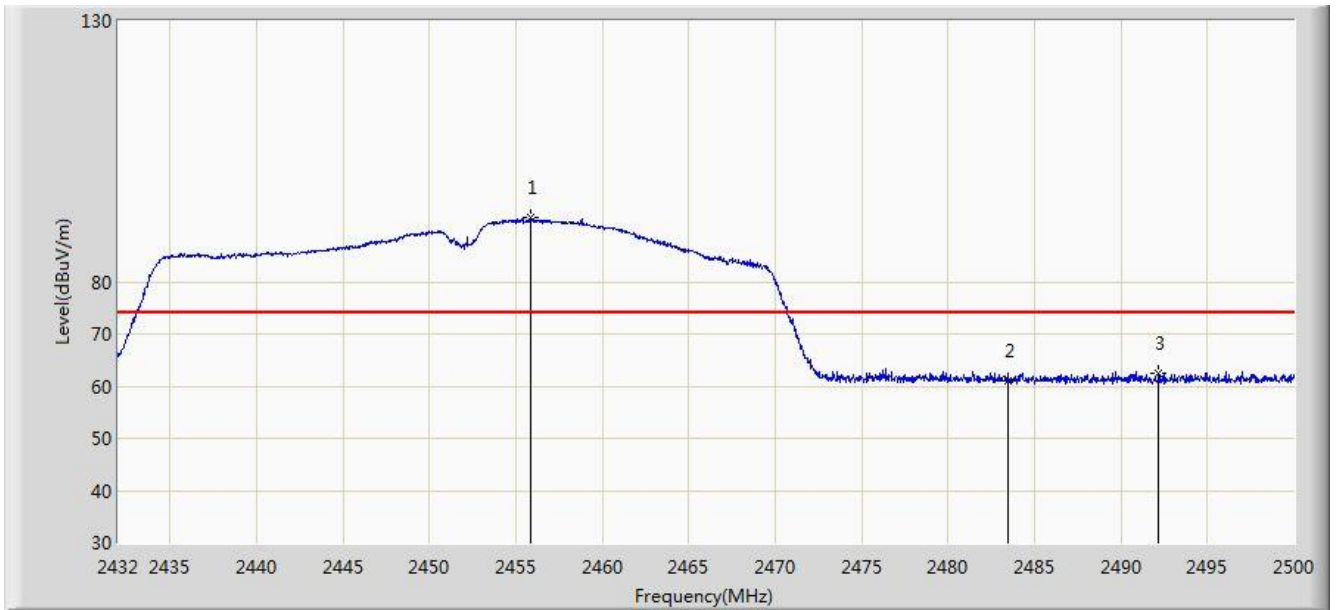


No	Flag	Mark	Frequency (MHz)	Measure Level (dBuV/m)	Reading Level (dBuV)	Margin (dB)	Limit (dBuV/m)	Factor (dB)	Type
1			2390.000	53.441	20.887	-0.559	54.000	32.554	AV
2		*	2423.850	98.800	66.289	N/A	N/A	32.511	AV

Note: Measure Level (dBuV/m) = Reading Level (dBuV) + Factor (dB)

Factor (dB) = Cable Loss (dB) + Antenna Factor (dB/m)

Site: AC1	Time: 2017/12/06 - 04:26
Limit: FCC_Part15.209_RE(3m)	Engineer: Peter Xu
Probe: BBHA9120D_1GHz_18GHz	Polarity: Horizontal
EUT: AC220m Wi-Fi module OD US	Power: AC 120V/60Hz
Test Mode: Transmit by 802.11n-HT40 at Channel 2452MHz Ant 1	

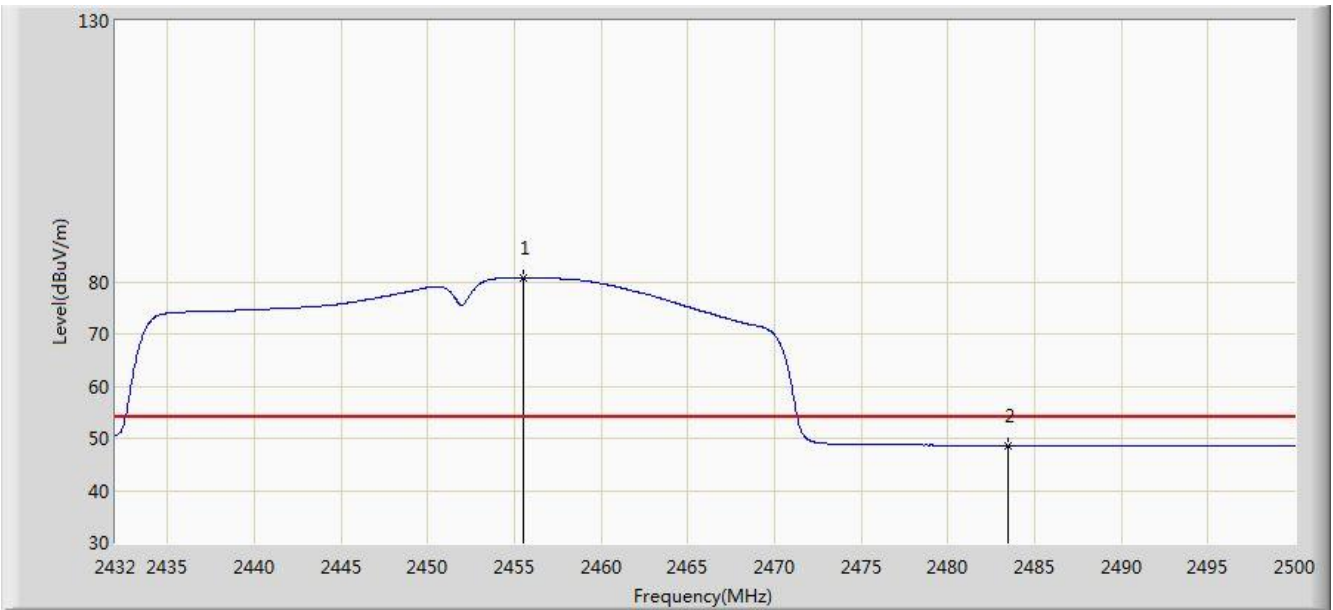


No	Flag	Mark	Frequency (MHz)	Measure Level (dBuV/m)	Reading Level (dBuV)	Margin (dB)	Limit (dBuV/m)	Factor (dB)	Type
1		*	2455.834	92.279	59.773	N/A	N/A	32.505	PK
2			2483.500	61.111	28.530	-12.889	74.000	32.580	PK
3			2492.180	62.563	29.956	-11.437	74.000	32.607	PK

Note: Measure Level (dB $\mu$ V/m) = Reading Level (dB $\mu$ V) + Factor (dB)

Factor (dB) = Cable Loss (dB) + Antenna Factor (dB/m)

Site: AC1	Time: 2017/12/06 - 04:26
Limit: FCC_Part15.209_RE(3m)	Engineer: Peter Xu
Probe: BBHA9120D_1GHz_18GHz	Polarity: Horizontal
EUT: AC220m Wi-Fi module OD US	Power: AC 120V/60Hz
Test Mode: Transmit by 802.11n-HT40 at Channel 2452MHz Ant 1	



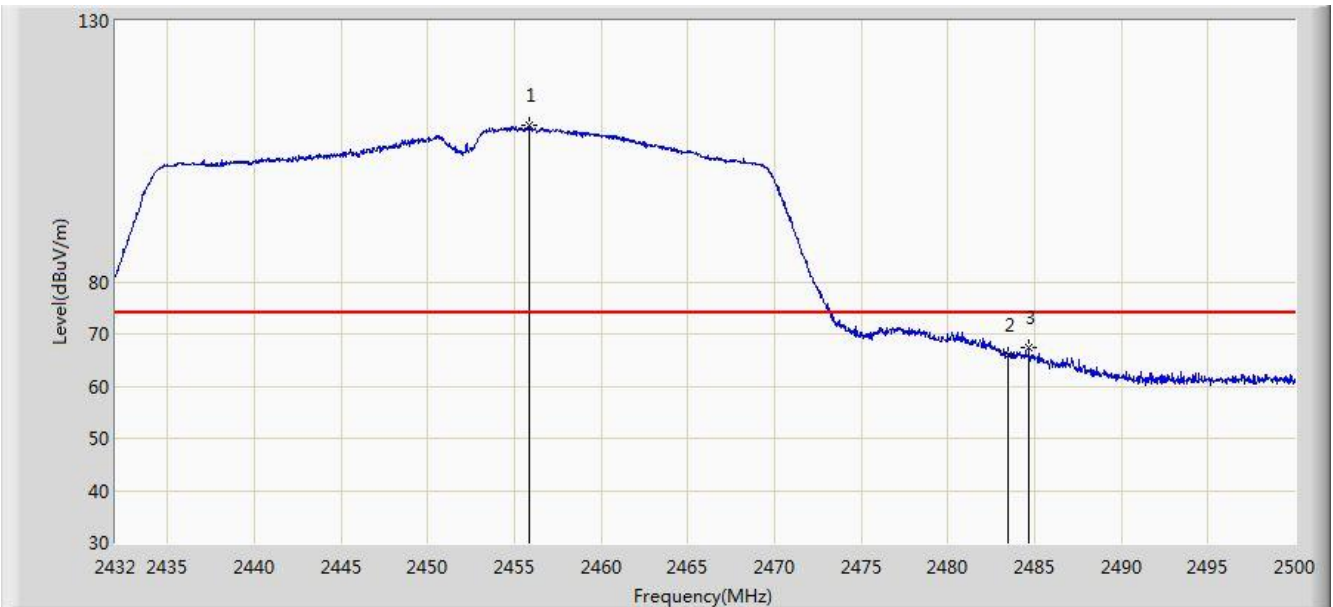
No	Flag	Mark	Frequency (MHz)	Measure Level (dBuV/m)	Reading Level (dBuV)	Margin (dB)	Limit (dBuV/m)	Factor (dB)	Type
1		*	2455.494	80.786	48.281	N/A	N/A	32.505	AV
2			2483.500	48.582	16.001	-5.418	54.000	32.580	AV

Note: Measure Level (dB $\mu$ V/m) = Reading Level (dB $\mu$ V) + Factor (dB)

Factor (dB) = Cable Loss (dB) + Antenna Factor (dB/m)



Site: AC1	Time: 2017/12/06 - 04:25
Limit: FCC_Part15.209_RE(3m)	Engineer: Peter Xu
Probe: BBHA9120D_1GHz_18GHz	Polarity: Vertical
EUT: AC220m Wi-Fi module OD US	Power: AC 120V/60Hz
Test Mode: Transmit by 802.11n-HT40 at Channel 2452MHz Ant 1	

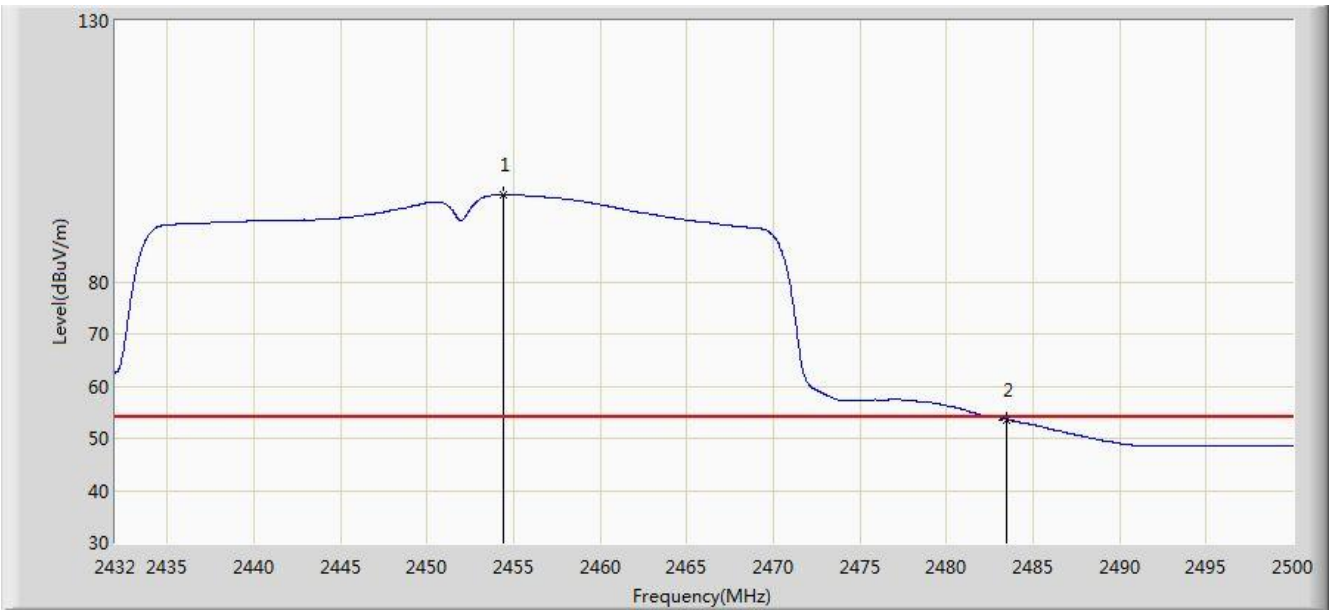


No	Flag	Mark	Frequency (MHz)	Measure Level (dBuV/m)	Reading Level (dBuV)	Margin (dB)	Limit (dBuV/m)	Factor (dB)	Type
1		*	2455.902	109.996	77.490	N/A	N/A	32.505	PK
2			2483.500	65.938	33.357	-8.062	74.000	32.580	PK
3			2484.666	67.489	34.905	-6.511	74.000	32.584	PK

Note: Measure Level (dBμV/m) = Reading Level (dBμV) + Factor (dB)

Factor (dB) = Cable Loss (dB) + Antenna Factor (dB/m)

Site: AC1	Time: 2017/12/06 - 04:24
Limit: FCC_Part15.209_RE(3m)	Engineer: Peter Xu
Probe: BBHA9120D_1GHz_18GHz	Polarity: Vertical
EUT: AC220m Wi-Fi module OD US	Power: AC 120V/60Hz
Test Mode: Transmit by 802.11n-HT40 at Channel 2452MHz Ant 1	

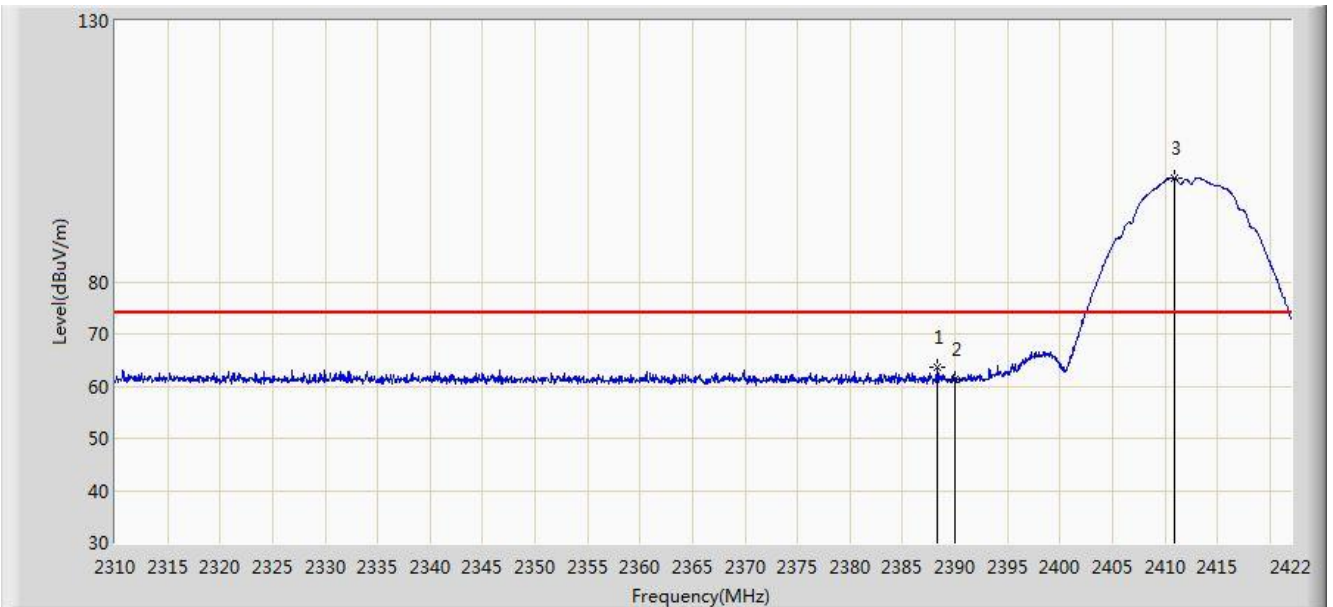


No	Flag	Mark	Frequency (MHz)	Measure Level (dBuV/m)	Reading Level (dBuV)	Margin (dB)	Limit (dBuV/m)	Factor (dB)	Type
1		*	2454.372	96.649	64.146	N/A	N/A	32.503	AV
2			2483.500	53.606	21.025	-0.394	54.000	32.580	AV

Note: Measure Level (dBuV/m) = Reading Level (dBuV) + Factor (dB)

Factor (dB) = Cable Loss (dB) + Antenna Factor (dB/m)

Site: AC1	Time: 2017/12/06 - 05:03
Limit: FCC_Part15.209_RE(3m)	Engineer: Peter Xu
Probe: BBHA9120D_1GHz_18GHz	Polarity: Horizontal
EUT: AC220m Wi-Fi module OD US	Power: AC 120V/60Hz
Test Mode: Transmit by 802.11b at Channel 2412MHz Ant 0 + 1 (CDD Mode)	

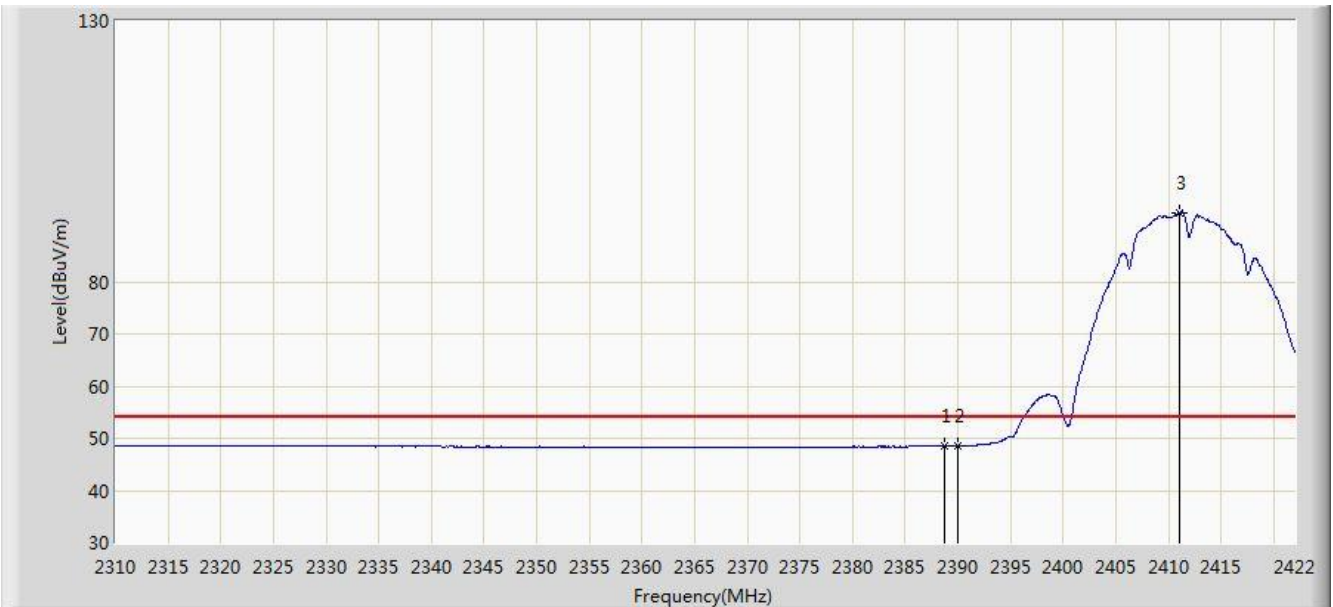


No	Flag	Mark	Frequency (MHz)	Measure Level (dBuV/m)	Reading Level (dBuV)	Margin (dB)	Limit (dBuV/m)	Factor (dB)	Type
1			2388.288	63.569	31.012	-10.431	74.000	32.557	PK
2			2390.000	61.290	28.736	-12.710	74.000	32.554	PK
3		*	2410.968	99.880	67.353	N/A	N/A	32.527	PK

Note: Measure Level (dB $\mu$ V/m) = Reading Level (dB $\mu$ V) + Factor (dB)

Factor (dB) = Cable Loss (dB) + Antenna Factor (dB/m)

Site: AC1	Time: 2017/12/06 - 05:05
Limit: FCC_Part15.209_RE(3m)	Engineer: Peter Xu
Probe: BBHA9120D_1GHz_18GHz	Polarity: Horizontal
EUT: AC220m Wi-Fi module OD US	Power: AC 120V/60Hz
Test Mode: Transmit by 802.11b at Channel 2412MHz Ant 0 + 1 (CDD Mode)	

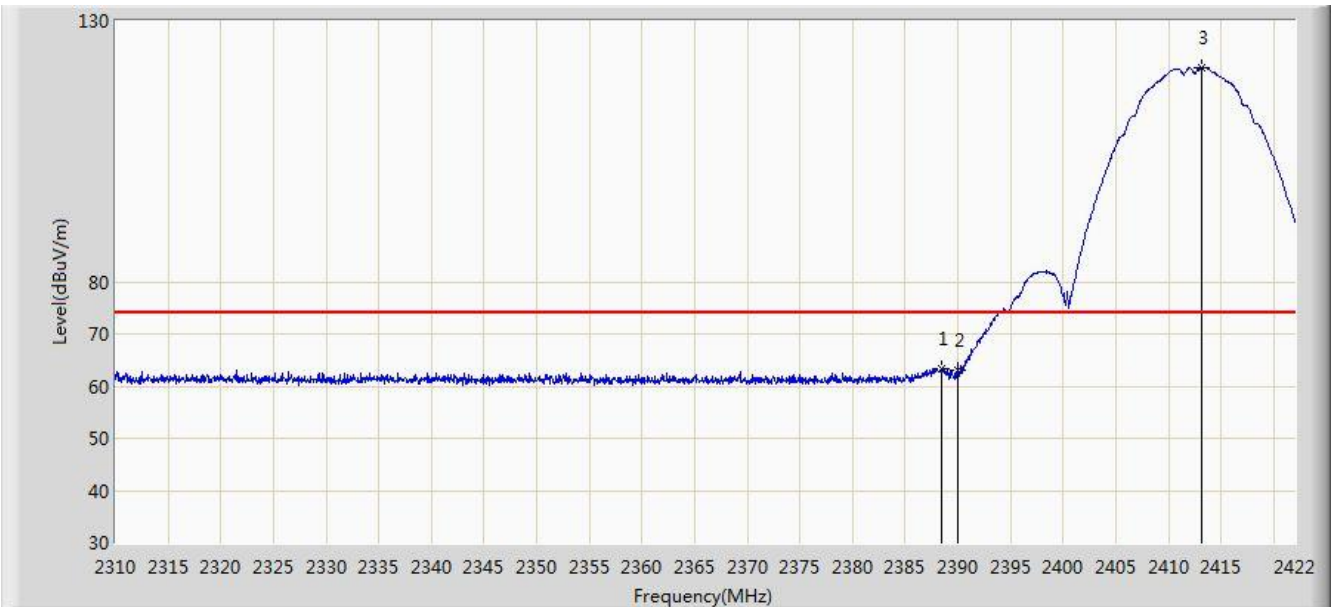


No	Flag	Mark	Frequency (MHz)	Measure Level (dBuV/m)	Reading Level (dBuV)	Margin (dB)	Limit (dBuV/m)	Factor (dB)	Type
1			2388.736	48.523	15.967	-5.477	54.000	32.557	AV
2			2390.000	48.437	15.883	-5.563	54.000	32.554	AV
3		*	2411.080	93.302	60.775	N/A	N/A	32.527	AV

Note: Measure Level (dB $\mu$ V/m) = Reading Level (dB $\mu$ V) + Factor (dB)

Factor (dB) = Cable Loss (dB) + Antenna Factor (dB/m)

Site: AC1	Time: 2017/12/06 - 05:02
Limit: FCC_Part15.209_RE(3m)	Engineer: Peter Xu
Probe: BBHA9120D_1GHz_18GHz	Polarity: Vertical
EUT: AC220m Wi-Fi module OD US	Power: AC 120V/60Hz
Test Mode: Transmit by 802.11b at Channel 2412MHz Ant 0 + 1 (CDD Mode)	

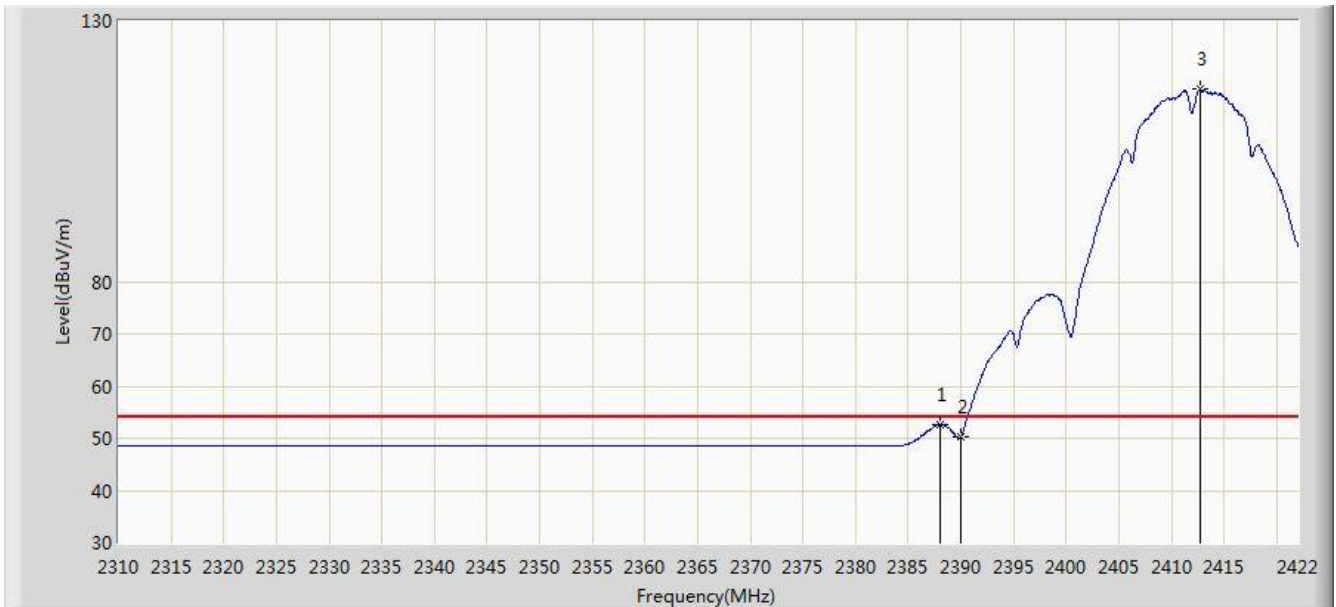


No	Flag	Mark	Frequency (MHz)	Measure Level (dBuV/m)	Reading Level (dBuV)	Margin (dB)	Limit (dBuV/m)	Factor (dB)	Type
1			2388.400	63.461	30.904	-10.539	74.000	32.556	PK
2			2390.000	62.912	30.358	-11.088	74.000	32.554	PK
3		*	2413.208	121.112	88.588	N/A	N/A	32.524	PK

Note: Measure Level (dBμV/m) = Reading Level (dBμV) + Factor (dB)

Factor (dB) = Cable Loss (dB) + Antenna Factor (dB/m)

Site: AC1	Time: 2017/12/06 - 05:00
Limit: FCC_Part15.209_RE(3m)	Engineer: Peter Xu
Probe: BBHA9120D_1GHz_18GHz	Polarity: Vertical
EUT: AC220m Wi-Fi module OD US	Power: AC 120V/60Hz
Test Mode: Transmit by 802.11b at Channel 2412MHz Ant 0 + 1 (CDD Mode)	

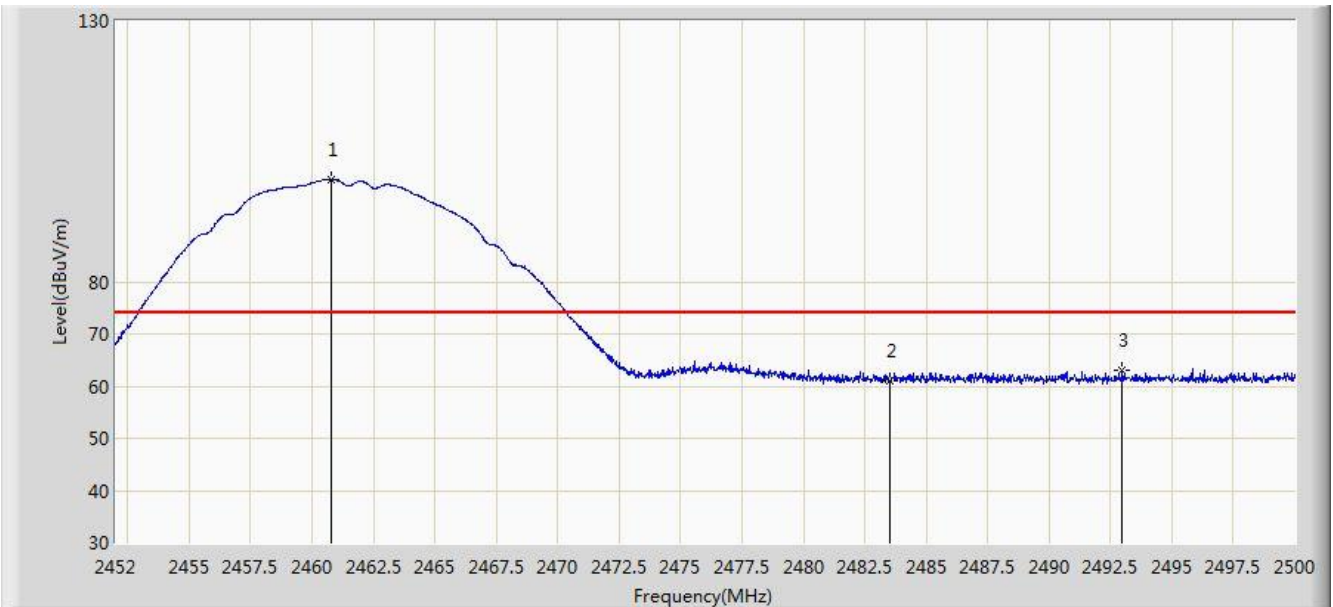


No	Flag	Mark	Frequency (MHz)	Measure Level (dBuV/m)	Reading Level (dBuV)	Margin (dB)	Limit (dBuV/m)	Factor (dB)	Type
1			2388.064	52.746	20.189	-1.254	54.000	32.557	AV
2			2390.000	50.329	17.775	-3.671	54.000	32.554	AV
3		*	2412.704	116.955	84.430	N/A	N/A	32.525	AV

Note: Measure Level (dB $\mu$ V/m) = Reading Level (dB $\mu$ V) + Factor (dB)

Factor (dB) = Cable Loss (dB) + Antenna Factor (dB/m)

Site: AC1	Time: 2017/12/06 - 05:20
Limit: FCC_Part15.209_RE(3m)	Engineer: Peter Xu
Probe: BBHA9120D_1GHz_18GHz	Polarity: Horizontal
EUT: AC220m Wi-Fi module OD US	Power: AC 120V/60Hz
Test Mode: Transmit by 802.11b at Channel 2462MHz Ant 0 + 1 (CDD Mode)	



No	Flag	Mark	Frequency (MHz)	Measure Level (dBuV/m)	Reading Level (dBuV)	Margin (dB)	Limit (dBuV/m)	Factor (dB)	Type
1		*	2460.784	99.581	67.067	N/A	N/A	32.514	PK
2			2483.500	60.888	28.307	-13.112	74.000	32.580	PK
3			2492.992	63.064	30.455	-10.936	74.000	32.609	PK

Note: Measure Level (dB $\mu$ V/m) = Reading Level (dB $\mu$ V) + Factor (dB)

Factor (dB) = Cable Loss (dB) + Antenna Factor (dB/m)

Site: AC1	Time: 2017/12/06 - 05:22
Limit: FCC_Part15.209_RE(3m)	Engineer: Peter Xu
Probe: BBHA9120D_1GHz_18GHz	Polarity: Horizontal
EUT: AC220m Wi-Fi module OD US	Power: AC 120V/60Hz
Test Mode: Transmit by 802.11b at Channel 2462MHz Ant 0 + 1 (CDD Mode)	



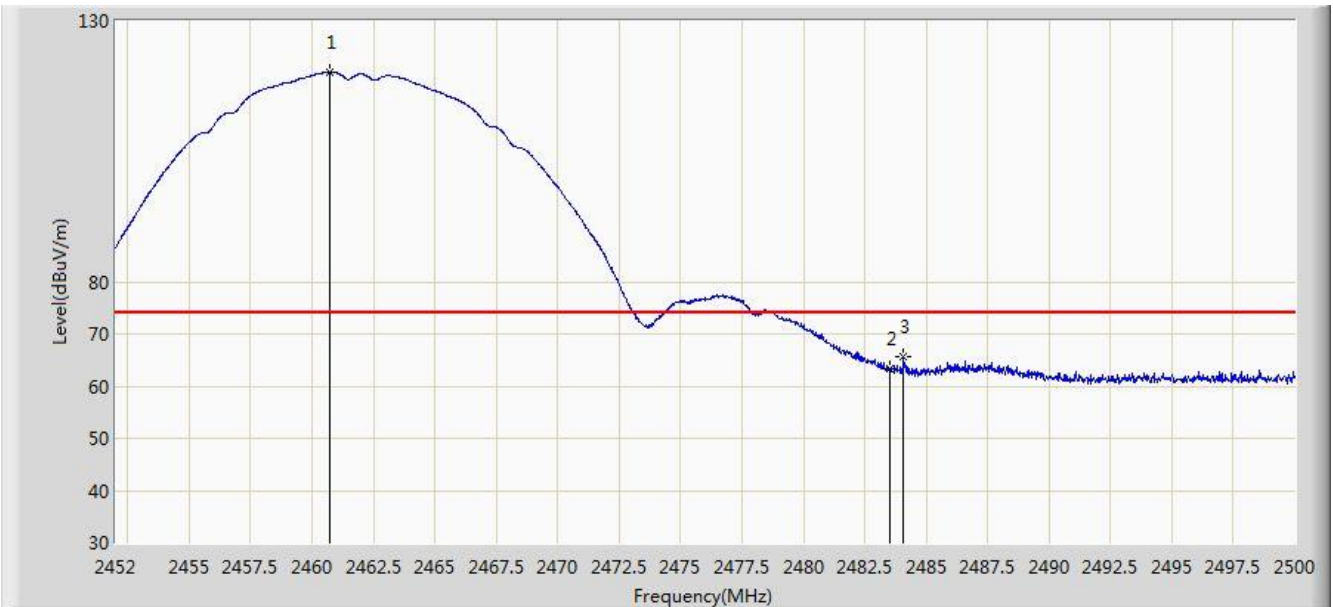
No	Flag	Mark	Frequency (MHz)	Measure Level (dBuV/m)	Reading Level (dBuV)	Margin (dB)	Limit (dBuV/m)	Factor (dB)	Type
1		*	2461.072	96.024	63.509	N/A	N/A	32.514	AV
2			2483.500	48.500	15.919	-5.500	54.000	32.580	AV

Note: Measure Level (dBuV/m) = Reading Level (dBuV) + Factor (dB)

Factor (dB) = Cable Loss (dB) + Antenna Factor (dB/m)



Site: AC1	Time: 2017/12/06 - 05:18
Limit: FCC_Part15.209_RE(3m)	Engineer: Peter Xu
Probe: BBHA9120D_1GHz_18GHz	Polarity: Vertical
EUT: AC220m Wi-Fi module OD US	Power: AC 120V/60Hz
Test Mode: Transmit by 802.11b at Channel 2462MHz Ant 0 + 1 (CDD Mode)	



No	Flag	Mark	Frequency (MHz)	Measure Level (dBuV/m)	Reading Level (dBuV)	Margin (dB)	Limit (dBuV/m)	Factor (dB)	Type
1		*	2460.712	120.101	87.587	N/A	N/A	32.514	PK
2			2483.500	63.260	30.679	-10.740	74.000	32.580	PK
3			2484.088	65.618	33.036	-8.382	74.000	32.582	PK

Note: Measure Level (dB $\mu$ V/m) = Reading Level (dB $\mu$ V) + Factor (dB)

Factor (dB) = Cable Loss (dB) + Antenna Factor (dB/m)

Site: AC1	Time: 2017/12/06 - 05:11
Limit: FCC_Part15.209_RE(3m)	Engineer: Peter Xu
Probe: BBHA9120D_1GHz_18GHz	Polarity: Vertical
EUT: AC220m Wi-Fi module OD US	Power: AC 120V/60Hz
Test Mode: Transmit by 802.11b at Channel 2462MHz Ant 0 + 1 (CDD Mode)	

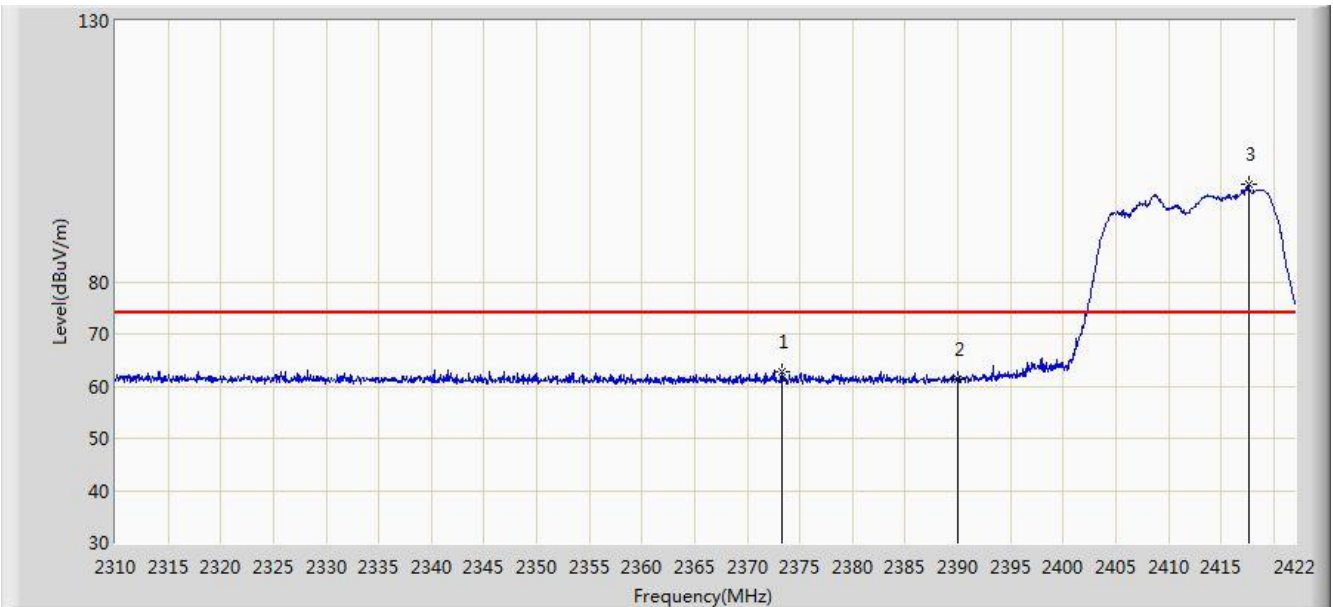


No	Flag	Mark	Frequency (MHz)	Measure Level (dBuV/m)	Reading Level (dBuV)	Margin (dB)	Limit (dBuV/m)	Factor (dB)	Type
1		*	2461.240	116.464	83.949	N/A	N/A	32.515	AV
2			2483.500	53.706	21.125	-0.294	54.000	32.580	AV
3			2486.344	52.981	20.392	-1.019	54.000	32.589	AV

Note: Measure Level (dBμV/m) = Reading Level (dBμV) + Factor (dB)

Factor (dB) = Cable Loss (dB) + Antenna Factor (dB/m)

Site: AC1	Time: 2017/12/06 - 05:31
Limit: FCC_Part15.209_RE(3m)	Engineer: Peter Xu
Probe: BBHA9120D_1GHz_18GHz	Polarity: Horizontal
EUT: AC220m Wi-Fi module OD US	Power: AC 120V/60Hz
Test Mode: Transmit by 802.11g at Channel 2412MHz Ant 0 + 1 (CDD Mode)	

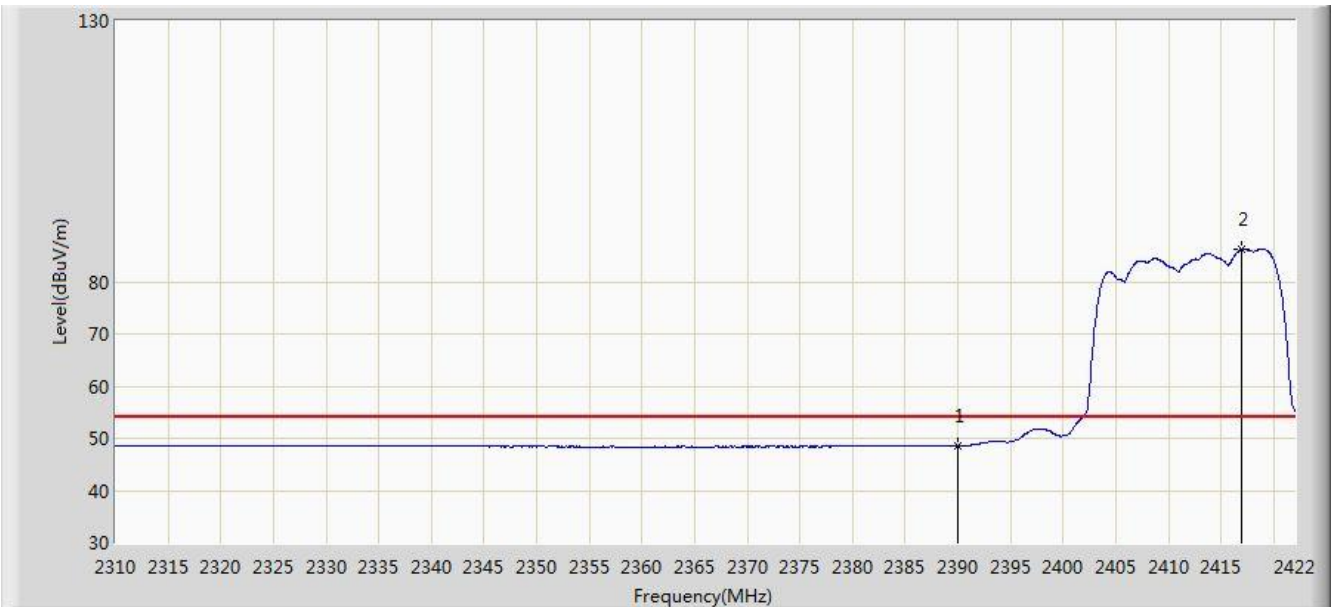


No	Flag	Mark	Frequency (MHz)	Measure Level (dBuV/m)	Reading Level (dBuV)	Margin (dB)	Limit (dBuV/m)	Factor (dB)	Type
1			2373.280	62.825	30.248	-11.175	74.000	32.578	PK
2			2390.000	61.373	28.819	-12.627	74.000	32.554	PK
3		*	2417.632	98.746	66.227	N/A	N/A	32.519	PK

Note: Measure Level (dB $\mu$ V/m) = Reading Level (dB $\mu$ V) + Factor (dB)

Factor (dB) = Cable Loss (dB) + Antenna Factor (dB/m)

Site: AC1	Time: 2017/12/06 - 05:33
Limit: FCC_Part15.209_RE(3m)	Engineer: Peter Xu
Probe: BBHA9120D_1GHz_18GHz	Polarity: Horizontal
EUT: AC220m Wi-Fi module OD US	Power: AC 120V/60Hz
Test Mode: Transmit by 802.11g at Channel 2412MHz Ant 0 + 1 (CDD Mode)	

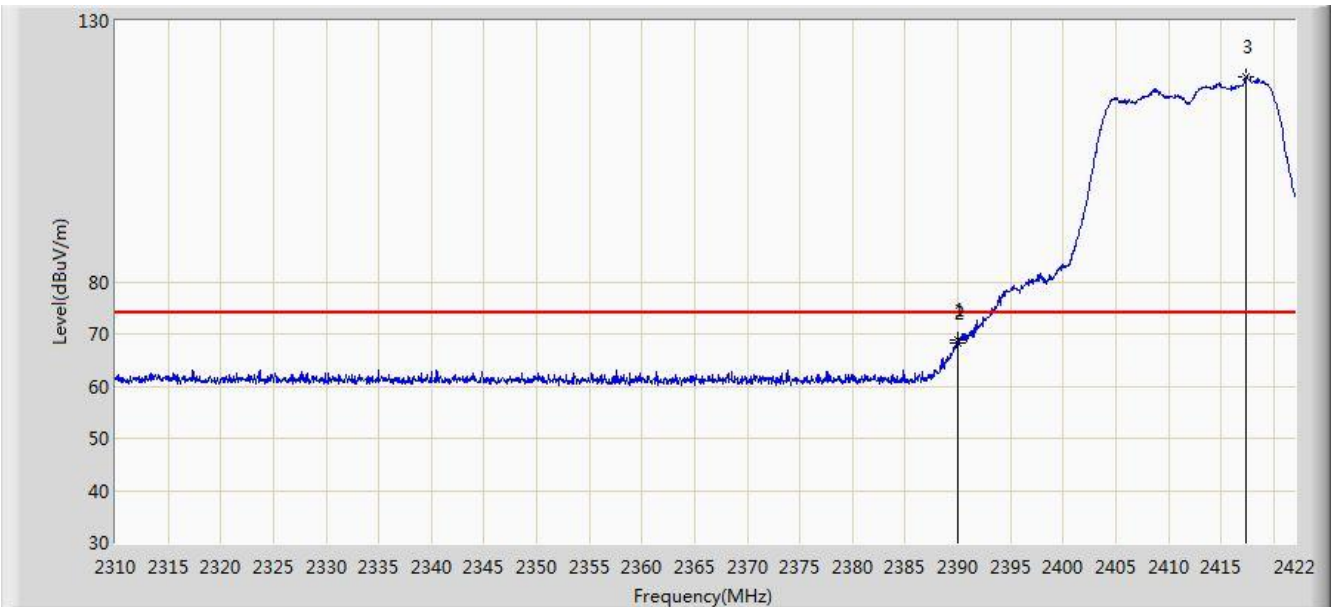


No	Flag	Mark	Frequency (MHz)	Measure Level (dBuV/m)	Reading Level (dBuV)	Margin (dB)	Limit (dBuV/m)	Factor (dB)	Type
1			2390.000	48.511	15.957	-5.489	54.000	32.554	AV
2		*	2416.904	86.219	53.699	N/A	N/A	32.520	AV

Note: Measure Level (dBuV/m) = Reading Level (dBuV) + Factor (dB)

Factor (dB) = Cable Loss (dB) + Antenna Factor (dB/m)

Site: AC1	Time: 2017/12/06 - 05:30
Limit: FCC_Part15.209_RE(3m)	Engineer: Peter Xu
Probe: BBHA9120D_1GHz_18GHz	Polarity: Vertical
EUT: AC220m Wi-Fi module OD US	Power: AC 120V/60Hz
Test Mode: Transmit by 802.11g at Channel 2412MHz Ant 0 + 1 (CDD Mode)	

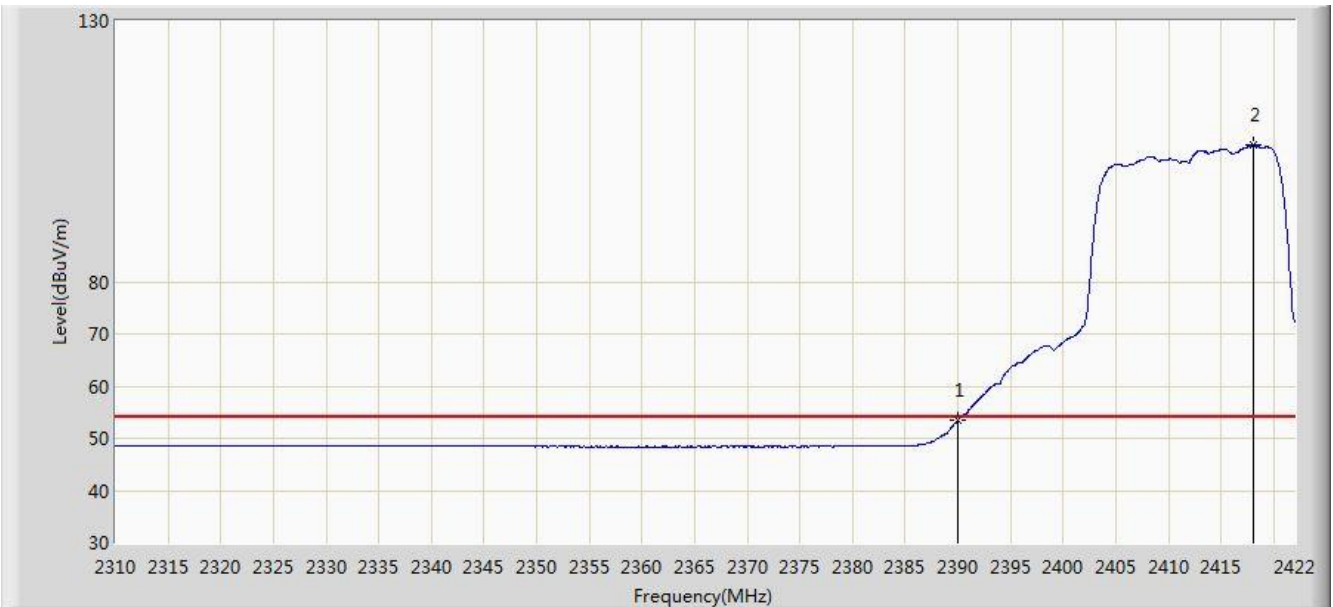


No	Flag	Mark	Frequency (MHz)	Measure Level (dBuV/m)	Reading Level (dBuV)	Margin (dB)	Limit (dBuV/m)	Factor (dB)	Type
1			2389.968	68.787	36.233	-5.213	74.000	32.554	PK
2			2390.000	68.370	35.816	-5.630	74.000	32.554	PK
3		*	2417.408	119.249	86.730	N/A	N/A	32.520	PK

Note: Measure Level (dB $\mu$ V/m) = Reading Level (dB $\mu$ V) + Factor (dB)

Factor (dB) = Cable Loss (dB) + Antenna Factor (dB/m)

Site: AC1	Time: 2017/12/06 - 05:27
Limit: FCC_Part15.209_RE(3m)	Engineer: Peter Xu
Probe: BBHA9120D_1GHz_18GHz	Polarity: Vertical
EUT: AC220m Wi-Fi module OD US	Power: AC 120V/60Hz
Test Mode: Transmit by 802.11g at Channel 2412MHz Ant 0 + 1 (CDD Mode)	

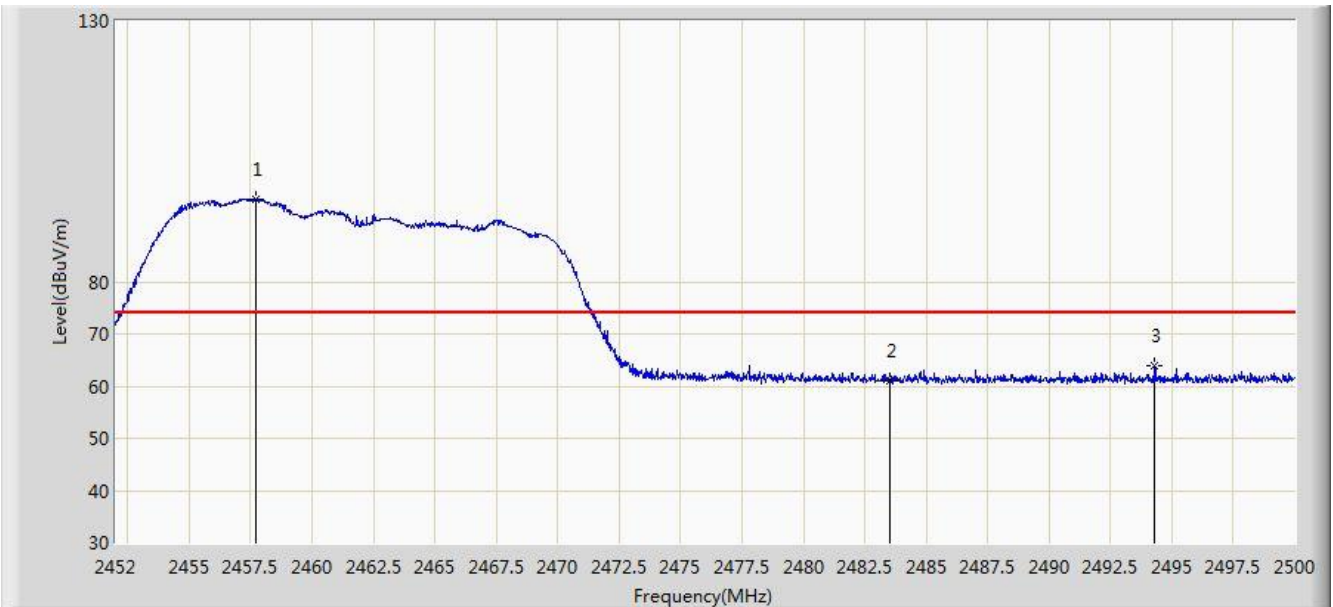


No	Flag	Mark	Frequency (MHz)	Measure Level (dBuV/m)	Reading Level (dBuV)	Margin (dB)	Limit (dBuV/m)	Factor (dB)	Type
1			2390.000	53.461	20.907	-0.539	54.000	32.554	AV
2		*	2418.080	106.273	73.755	N/A	N/A	32.518	AV

Note: Measure Level (dB $\mu$ V/m) = Reading Level (dB $\mu$ V) + Factor (dB)

Factor (dB) = Cable Loss (dB) + Antenna Factor (dB/m)

Site: AC1	Time: 2017/12/06 - 05:45
Limit: FCC_Part15.209_RE(3m)	Engineer: Peter Xu
Probe: BBHA9120D_1GHz_18GHz	Polarity: Horizontal
EUT: AC220m Wi-Fi module OD US	Power: AC 120V/60Hz
Test Mode: Transmit by 802.11g at Channel 2462MHz Ant 0 + 1 (CDD Mode)	

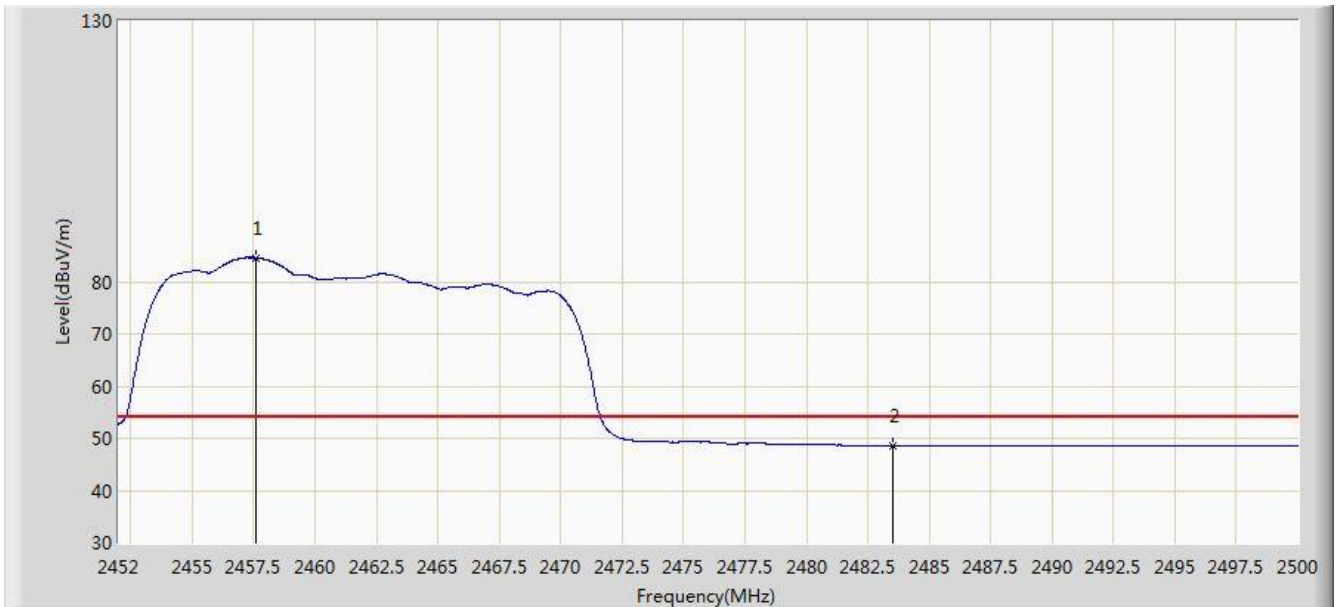


No	Flag	Mark	Frequency (MHz)	Measure Level (dBuV/m)	Reading Level (dBuV)	Margin (dB)	Limit (dBuV/m)	Factor (dB)	Type
1		*	2457.712	95.821	63.312	N/A	N/A	32.508	PK
2			2483.500	61.048	28.467	-12.952	74.000	32.580	PK
3			2494.312	63.816	31.203	-10.184	74.000	32.613	PK

Note: Measure Level (dB $\mu$ V/m) = Reading Level (dB $\mu$ V) + Factor (dB)

Factor (dB) = Cable Loss (dB) + Antenna Factor (dB/m)

Site: AC1	Time: 2017/12/06 - 05:46
Limit: FCC_Part15.209_RE(3m)	Engineer: Peter Xu
Probe: BBHA9120D_1GHz_18GHz	Polarity: Horizontal
EUT: AC220m Wi-Fi module OD US	Power: AC 120V/60Hz
Test Mode: Transmit by 802.11g at Channel 2462MHz Ant 0 + 1 (CDD Mode)	



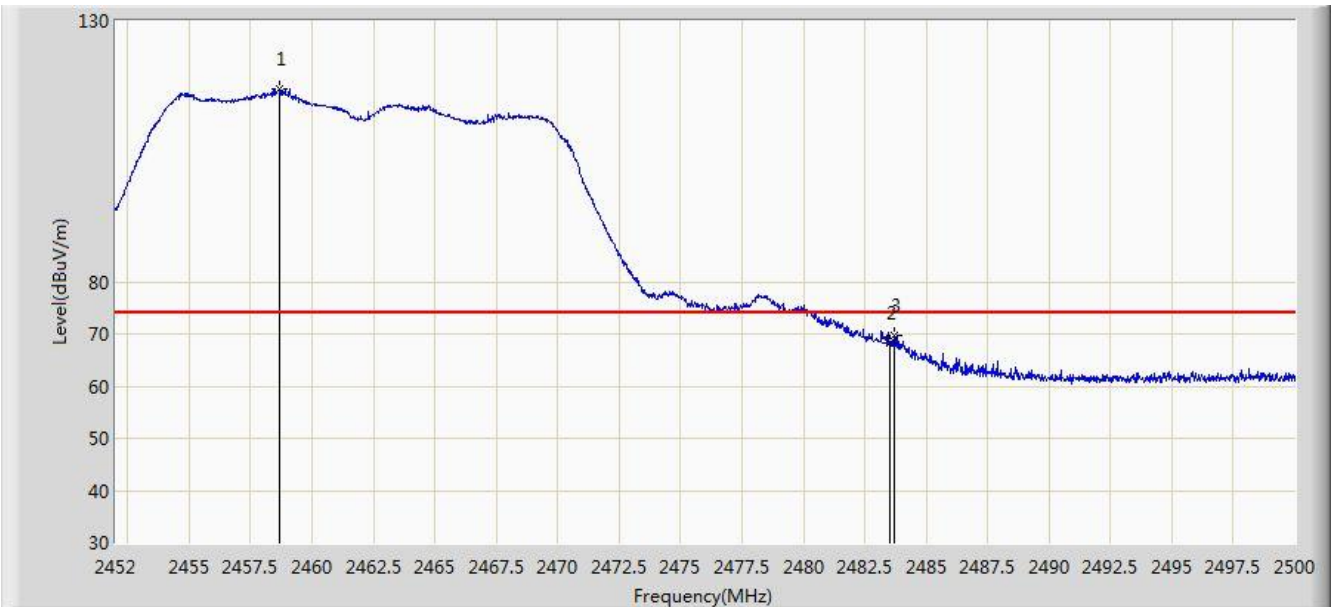
No	Flag	Mark	Frequency (MHz)	Measure Level (dBuV/m)	Reading Level (dBuV)	Margin (dB)	Limit (dBuV/m)	Factor (dB)	Type
1		*	2457.568	84.635	52.126	N/A	N/A	32.508	AV
2			2483.500	48.581	16.000	-5.419	54.000	32.580	AV

Note: Measure Level (dB $\mu$ V/m) = Reading Level (dB $\mu$ V) + Factor (dB)

Factor (dB) = Cable Loss (dB) + Antenna Factor (dB/m)



Site: AC1	Time: 2017/12/06 - 05:43
Limit: FCC_Part15.209_RE(3m)	Engineer: Peter Xu
Probe: BBHA9120D_1GHz_18GHz	Polarity: Vertical
EUT: AC220m Wi-Fi module OD US	Power: AC 120V/60Hz
Test Mode: Transmit by 802.11g at Channel 2462MHz Ant 0 + 1 (CDD Mode)	



No	Flag	Mark	Frequency (MHz)	Measure Level (dBuV/m)	Reading Level (dBuV)	Margin (dB)	Limit (dBuV/m)	Factor (dB)	Type
1		*	2458.696	116.818	84.307	N/A	N/A	32.510	PK
2			2483.500	68.274	35.693	-5.726	74.000	32.580	PK
3			2483.680	69.789	37.208	-4.211	74.000	32.582	PK

Note: Measure Level (dBμV/m) = Reading Level (dBμV) + Factor (dB)

Factor (dB) = Cable Loss (dB) + Antenna Factor (dB/m)

Site: AC1	Time: 2017/12/06 - 05:41
Limit: FCC_Part15.209_RE(3m)	Engineer: Peter Xu
Probe: BBHA9120D_1GHz_18GHz	Polarity: Vertical
EUT: AC220m Wi-Fi module OD US	Power: AC 120V/60Hz
Test Mode: Transmit by 802.11g at Channel 2462MHz Ant 0 + 1 (CDD Mode)	

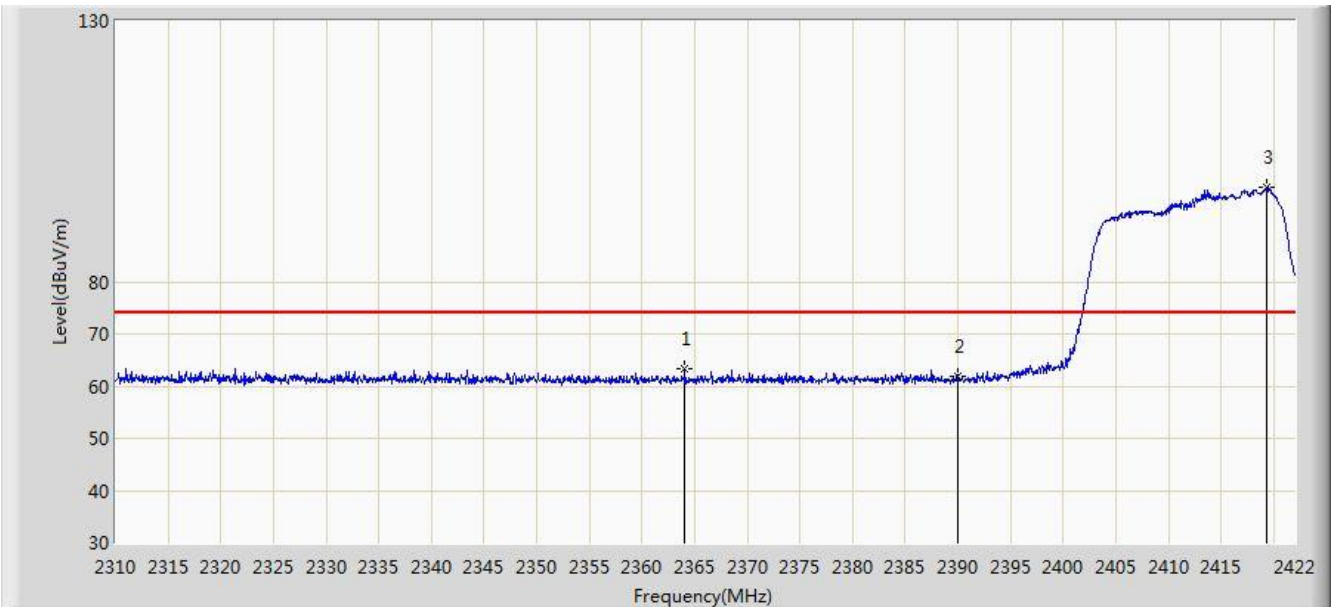


No	Flag	Mark	Frequency (MHz)	Measure Level (dBuV/m)	Reading Level (dBuV)	Margin (dB)	Limit (dBuV/m)	Factor (dB)	Type
1		*	2457.424	103.157	70.649	N/A	N/A	32.508	AV
2			2483.500	53.387	20.806	-0.613	54.000	32.580	AV

Note: Measure Level (dB $\mu$ V/m) = Reading Level (dB $\mu$ V) + Factor (dB)

Factor (dB) = Cable Loss (dB) + Antenna Factor (dB/m)

Site: AC1	Time: 2017/12/06 - 05:56
Limit: FCC_Part15.209_RE(3m)	Engineer: Peter Xu
Probe: BBHA9120D_1GHz_18GHz	Polarity: Horizontal
EUT: AC220m Wi-Fi module OD US	Power: AC 120V/60Hz
Test Mode: Transmit by 802.11n-HT20 at Channel 2412MHz Ant 0 + 1 (CDD Mode)	

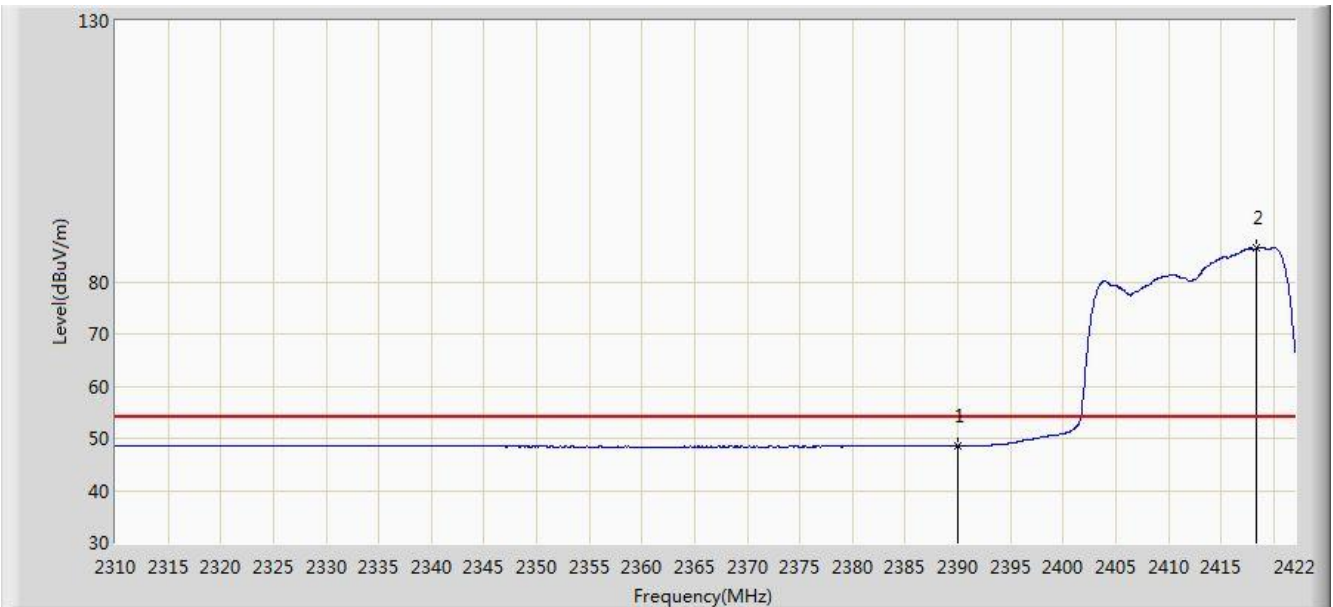


No	Flag	Mark	Frequency (MHz)	Measure Level (dBuV/m)	Reading Level (dBuV)	Margin (dB)	Limit (dBuV/m)	Factor (dB)	Type
1			2364.040	63.211	30.620	-10.789	74.000	32.591	PK
2			2390.000	61.910	29.356	-12.090	74.000	32.554	PK
3		*	2419.312	97.996	65.479	N/A	N/A	32.517	PK

Note: Measure Level (dB $\mu$ V/m) = Reading Level (dB $\mu$ V) + Factor (dB)

Factor (dB) = Cable Loss (dB) + Antenna Factor (dB/m)

Site: AC1	Time: 2017/12/06 - 05:58
Limit: FCC_Part15.209_RE(3m)	Engineer: Peter Xu
Probe: BBHA9120D_1GHz_18GHz	Polarity: Horizontal
EUT: AC220m Wi-Fi module OD US	Power: AC 120V/60Hz
Test Mode: Transmit by 802.11n-HT20 at Channel 2412MHz Ant 0 + 1 (CDD Mode)	

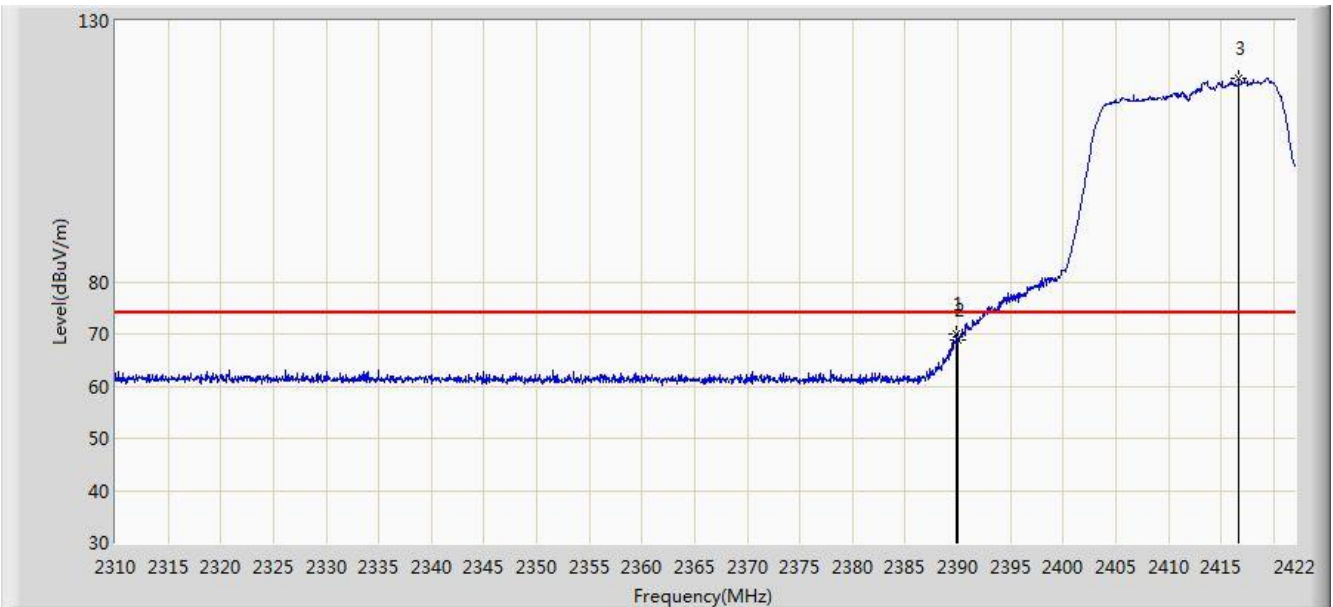


No	Flag	Mark	Frequency (MHz)	Measure Level (dBuV/m)	Reading Level (dBuV)	Margin (dB)	Limit (dBuV/m)	Factor (dB)	Type
1			2390.000	48.499	15.945	-5.501	54.000	32.554	AV
2		*	2418.304	86.408	53.890	N/A	N/A	32.518	AV

Note: Measure Level (dBuV/m) = Reading Level (dBuV) + Factor (dB)

Factor (dB) = Cable Loss (dB) + Antenna Factor (dB/m)

Site: AC1	Time: 2017/12/06 - 05:54
Limit: FCC_Part15.209_RE(3m)	Engineer: Peter Xu
Probe: BBHA9120D_1GHz_18GHz	Polarity: Vertical
EUT: AC220m Wi-Fi module OD US	Power: AC 120V/60Hz
Test Mode: Transmit by 802.11n-HT20 at Channel 2412MHz Ant 0 + 1 (CDD Mode)	

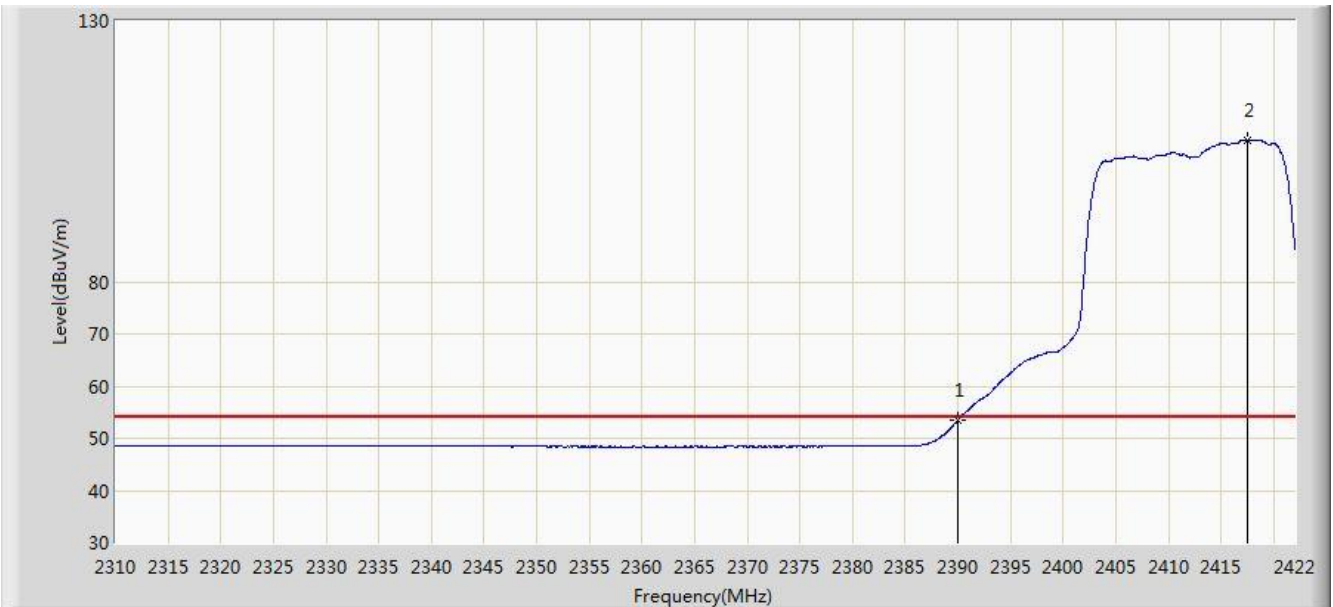


No	Flag	Mark	Frequency (MHz)	Measure Level (dBuV/m)	Reading Level (dBuV)	Margin (dB)	Limit (dBuV/m)	Factor (dB)	Type
1			2389.856	70.023	37.468	-3.977	74.000	32.555	PK
2			2390.000	68.762	36.208	-5.238	74.000	32.554	PK
3		*	2416.680	118.930	86.410	N/A	N/A	32.520	PK

Note: Measure Level (dB $\mu$ V/m) = Reading Level (dB $\mu$ V) + Factor (dB)

Factor (dB) = Cable Loss (dB) + Antenna Factor (dB/m)

Site: AC1	Time: 2017/12/06 - 05:51
Limit: FCC_Part15.209_RE(3m)	Engineer: Peter Xu
Probe: BBHA9120D_1GHz_18GHz	Polarity: Vertical
EUT: AC220m Wi-Fi module OD US	Power: AC 120V/60Hz
Test Mode: Transmit by 802.11n-HT20 at Channel 2412MHz Ant 0 + 1 (CDD Mode)	

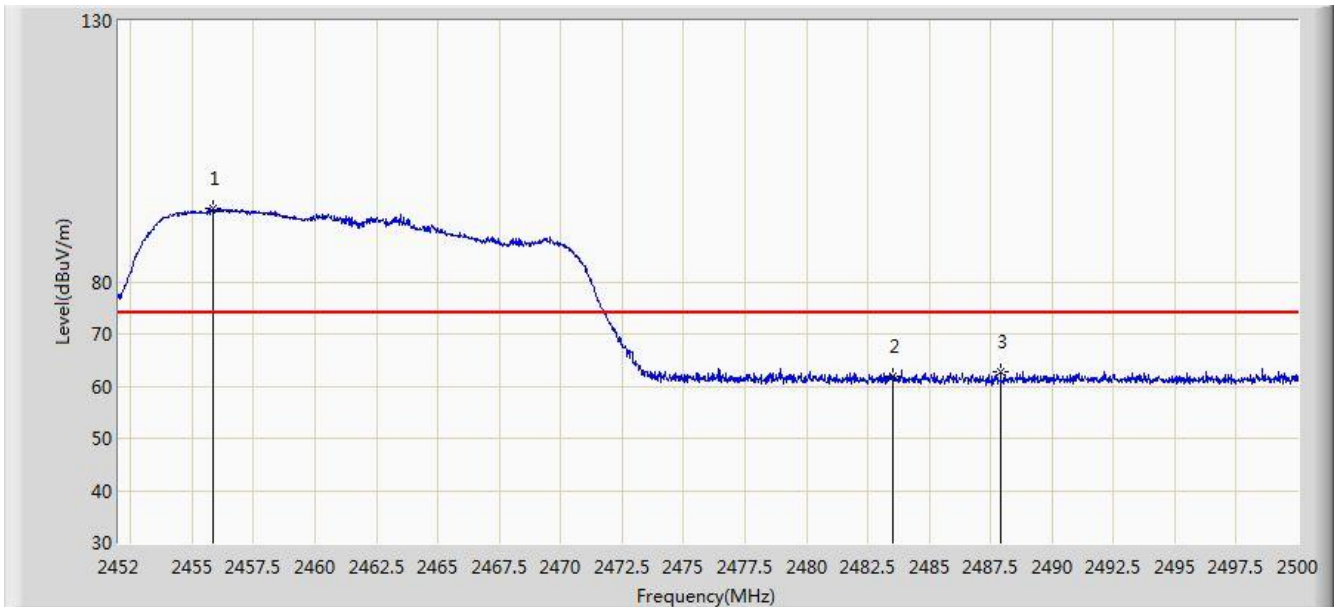


No	Flag	Mark	Frequency (MHz)	Measure Level (dBuV/m)	Reading Level (dBuV)	Margin (dB)	Limit (dBuV/m)	Factor (dB)	Type
1			2390.000	53.473	20.919	-0.527	54.000	32.554	AV
2		*	2417.576	107.200	74.681	N/A	N/A	32.519	AV

Note: Measure Level (dB $\mu$ V/m) = Reading Level (dB $\mu$ V) + Factor (dB)

Factor (dB) = Cable Loss (dB) + Antenna Factor (dB/m)

Site: AC1	Time: 2017/12/06 - 06:10
Limit: FCC_Part15.209_RE(3m)	Engineer: Peter Xu
Probe: BBHA9120D_1GHz_18GHz	Polarity: Horizontal
EUT: AC220m Wi-Fi module OD US	Power: AC 120V/60Hz
Test Mode: Transmit by 802.11n-HT20 at Channel 2462MHz Ant 0 + 1 (CDD Mode)	

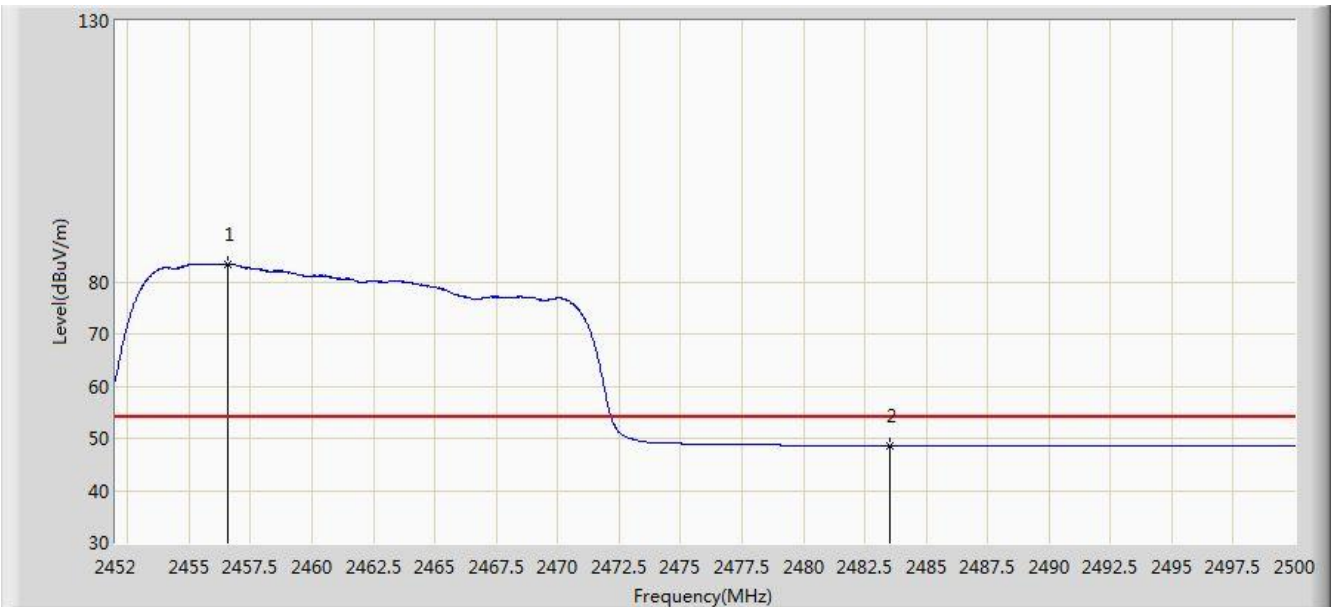


No	Flag	Mark	Frequency (MHz)	Measure Level (dBuV/m)	Reading Level (dBuV)	Margin (dB)	Limit (dBuV/m)	Factor (dB)	Type
1		*	2455.864	94.180	61.674	N/A	N/A	32.505	PK
2			2483.500	62.023	29.442	-11.977	74.000	32.580	PK
3			2487.904	62.826	30.232	-11.174	74.000	32.594	PK

Note: Measure Level (dB $\mu$ V/m) = Reading Level (dB $\mu$ V) + Factor (dB)

Factor (dB) = Cable Loss (dB) + Antenna Factor (dB/m)

Site: AC1	Time: 2017/12/06 - 06:11
Limit: FCC_Part15.209_RE(3m)	Engineer: Peter Xu
Probe: BBHA9120D_1GHz_18GHz	Polarity: Horizontal
EUT: AC220m Wi-Fi module OD US	Power: AC 120V/60Hz
Test Mode: Transmit by 802.11n-HT20 at Channel 2462MHz Ant 0 + 1 (CDD Mode)	



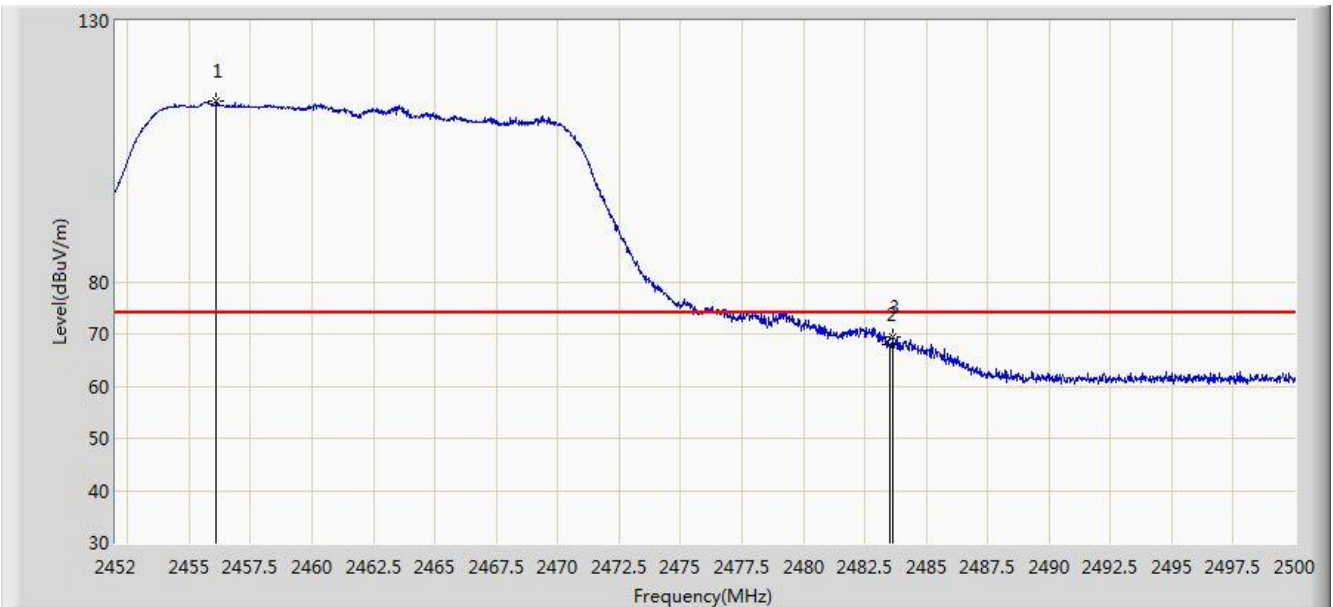
No	Flag	Mark	Frequency (MHz)	Measure Level (dBuV/m)	Reading Level (dBuV)	Margin (dB)	Limit (dBuV/m)	Factor (dB)	Type
1		*	2456.560	83.413	50.906	N/A	N/A	32.507	AV
2			2483.500	48.573	15.992	-5.427	54.000	32.580	AV

Note: Measure Level (dBuV/m) = Reading Level (dBuV) + Factor (dB)

Factor (dB) = Cable Loss (dB) + Antenna Factor (dB/m)



Site: AC1	Time: 2017/12/06 - 06:08
Limit: FCC_Part15.209_RE(3m)	Engineer: Peter Xu
Probe: BBHA9120D_1GHz_18GHz	Polarity: Vertical
EUT: AC220m Wi-Fi module OD US	Power: AC 120V/60Hz
Test Mode: Transmit by 802.11n-HT20 at Channel 2462MHz Ant 0 + 1 (CDD Mode)	

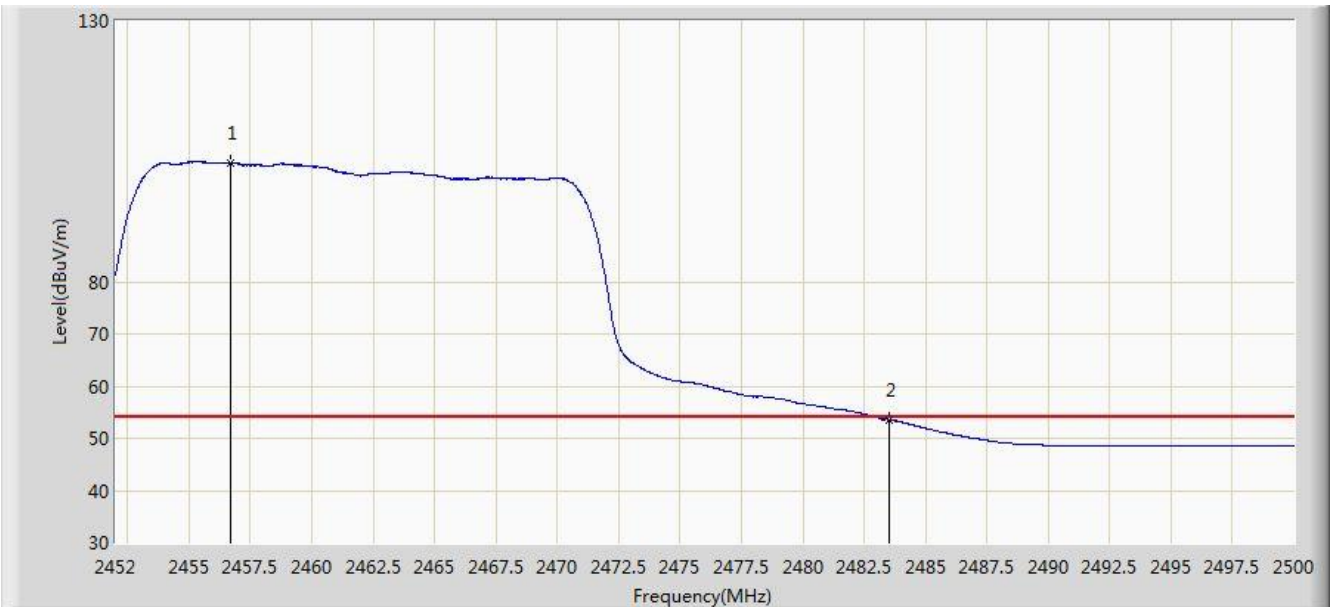


No	Flag	Mark	Frequency (MHz)	Measure Level (dBuV/m)	Reading Level (dBuV)	Margin (dB)	Limit (dBuV/m)	Factor (dB)	Type
1		*	2456.104	114.737	82.231	N/A	N/A	32.506	PK
2			2483.500	67.919	35.338	-6.081	74.000	32.580	PK
3			2483.632	69.334	36.753	-4.666	74.000	32.581	PK

Note: Measure Level (dBμV/m) = Reading Level (dBμV) + Factor (dB)

Factor (dB) = Cable Loss (dB) + Antenna Factor (dB/m)

Site: AC1	Time: 2017/12/06 - 06:06
Limit: FCC_Part15.209_RE(3m)	Engineer: Peter Xu
Probe: BBHA9120D_1GHz_18GHz	Polarity: Vertical
EUT: AC220m Wi-Fi module OD US	Power: AC 120V/60Hz
Test Mode: Transmit by 802.11n-HT20 at Channel 2462MHz Ant 0 + 1 (CDD Mode)	

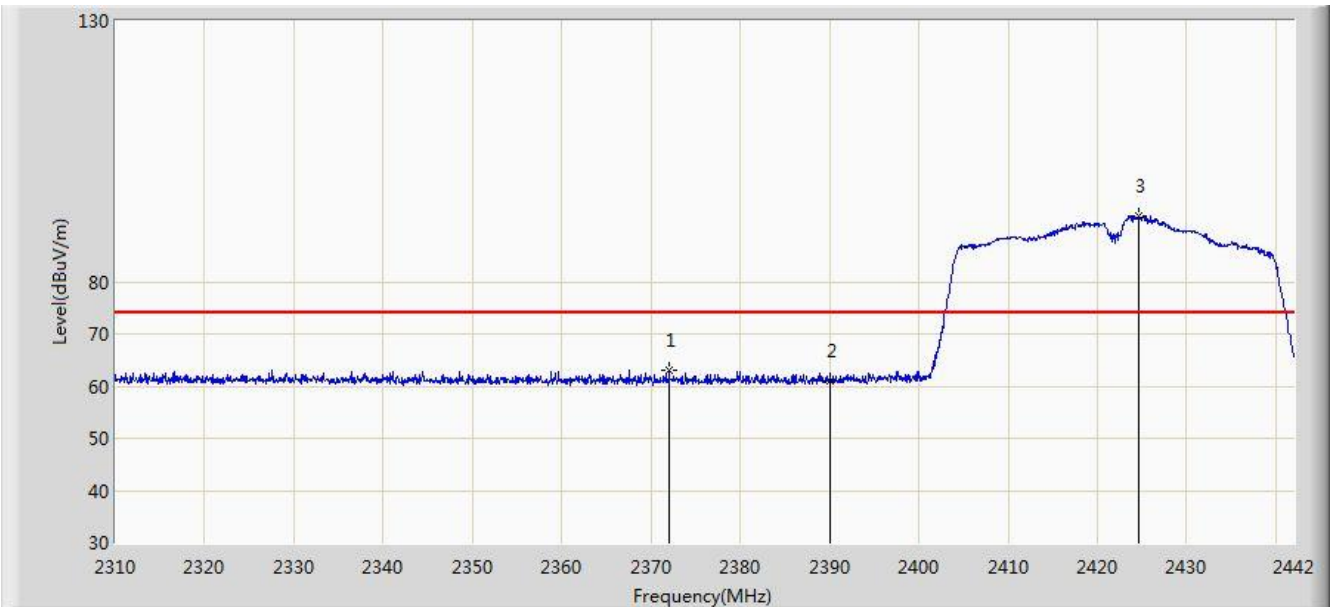


No	Flag	Mark	Frequency (MHz)	Measure Level (dBuV/m)	Reading Level (dBuV)	Margin (dB)	Limit (dBuV/m)	Factor (dB)	Type
1		*	2456.704	102.864	70.357	N/A	N/A	32.507	AV
2			2483.500	53.592	21.011	-0.408	54.000	32.580	AV

Note: Measure Level (dBuV/m) = Reading Level (dBuV) + Factor (dB)

Factor (dB) = Cable Loss (dB) + Antenna Factor (dB/m)

Site: AC1	Time: 2017/12/06 - 06:27
Limit: FCC_Part15.209_RE(3m)	Engineer: Peter Xu
Probe: BBHA9120D_1GHz_18GHz	Polarity: Horizontal
EUT: AC220m Wi-Fi module OD US	Power: AC 120V/60Hz
Test Mode: Transmit by 802.11n-HT40 at Channel 2422MHz Ant 0 + 1 (CDD Mode)	

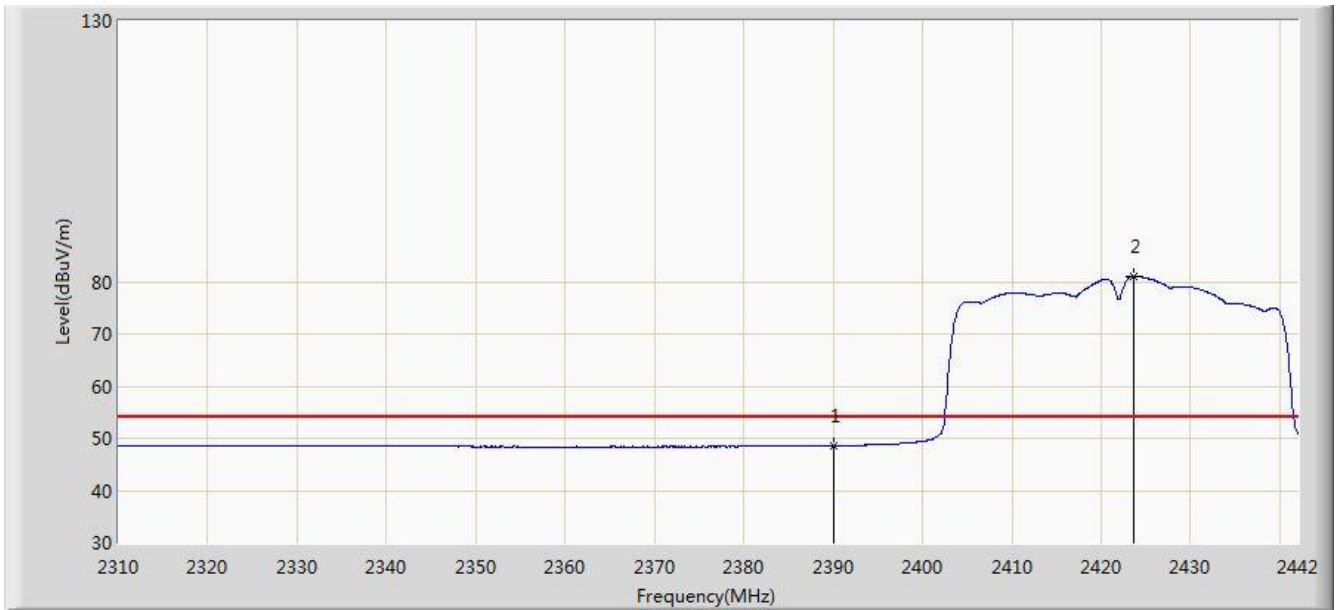


No	Flag	Mark	Frequency (MHz)	Measure Level (dBuV/m)	Reading Level (dBuV)	Margin (dB)	Limit (dBuV/m)	Factor (dB)	Type
1			2372.040	62.991	30.412	-11.009	74.000	32.579	PK
2			2390.000	60.979	28.425	-13.021	74.000	32.554	PK
3		*	2424.642	92.741	60.230	N/A	N/A	32.510	PK

Note: Measure Level (dB $\mu$ V/m) = Reading Level (dB $\mu$ V) + Factor (dB)

Factor (dB) = Cable Loss (dB) + Antenna Factor (dB/m)

Site: AC1	Time: 2017/12/06 - 06:29
Limit: FCC_Part15.209_RE(3m)	Engineer: Peter Xu
Probe: BBHA9120D_1GHz_18GHz	Polarity: Horizontal
EUT: AC220m Wi-Fi module OD US	Power: AC 120V/60Hz
Test Mode: Transmit by 802.11n-HT40 at Channel 2422MHz Ant 0 + 1 (CDD Mode)	

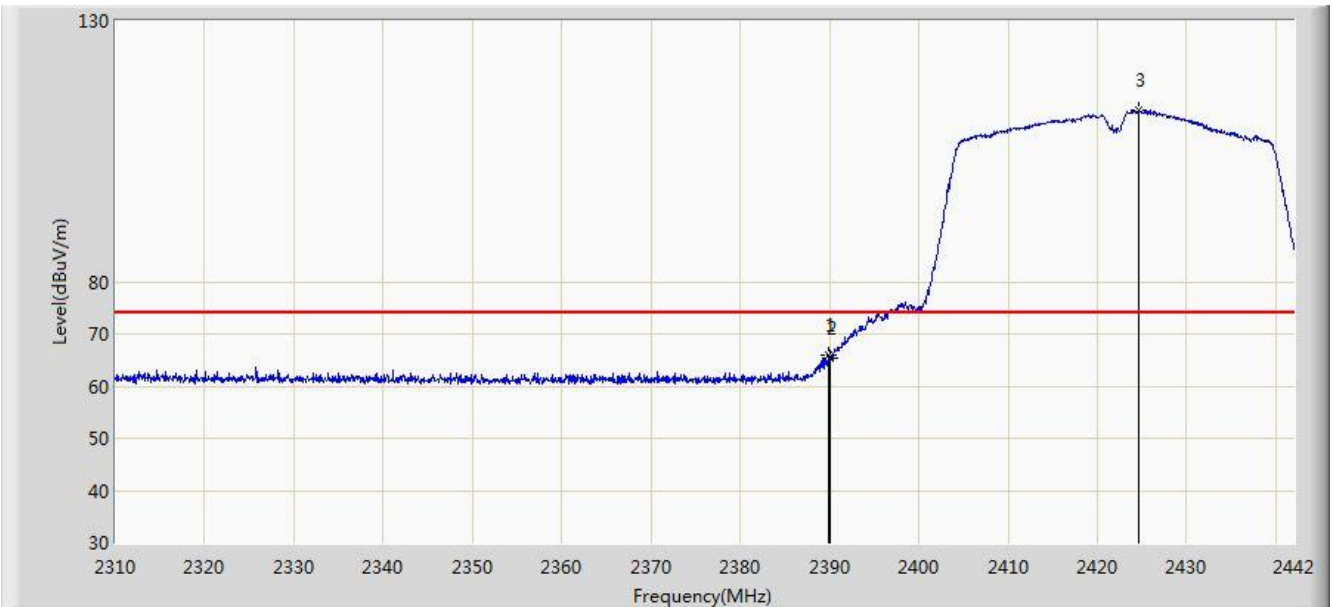


No	Flag	Mark	Frequency (MHz)	Measure Level (dBuV/m)	Reading Level (dBuV)	Margin (dB)	Limit (dBuV/m)	Factor (dB)	Type
1			2390.000	48.540	15.986	-5.460	54.000	32.554	AV
2		*	2423.586	81.115	48.603	N/A	N/A	32.512	AV

Note: Measure Level (dBuV/m) = Reading Level (dBuV) + Factor (dB)

Factor (dB) = Cable Loss (dB) + Antenna Factor (dB/m)

Site: AC1	Time: 2017/12/06 - 06:27
Limit: FCC_Part15.209_RE(3m)	Engineer: Peter Xu
Probe: BBHA9120D_1GHz_18GHz	Polarity: Vertical
EUT: AC220m Wi-Fi module OD US	Power: AC 120V/60Hz
Test Mode: Transmit by 802.11n-HT40 at Channel 2422MHz Ant 0 + 1 (CDD Mode)	

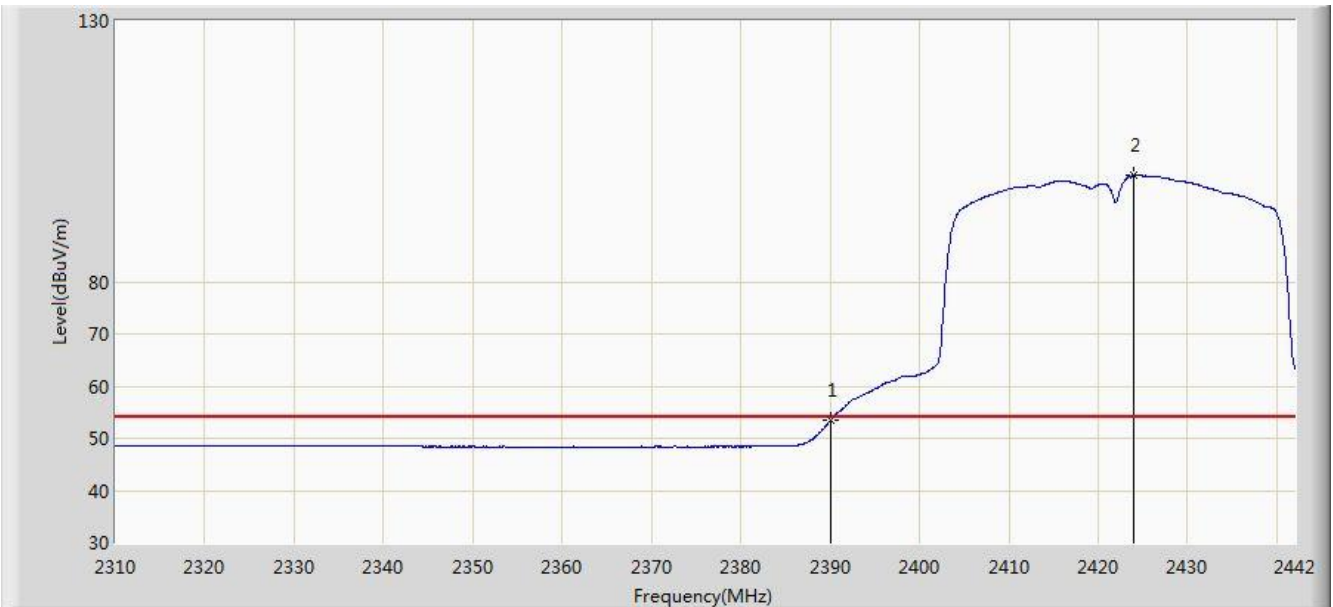


No	Flag	Mark	Frequency (MHz)	Measure Level (dBuV/m)	Reading Level (dBuV)	Margin (dB)	Limit (dBuV/m)	Factor (dB)	Type
1			2389.926	65.963	33.408	-8.037	74.000	32.555	PK
2			2390.000	65.298	32.744	-8.702	74.000	32.554	PK
3		*	2424.576	112.867	80.356	N/A	N/A	32.510	PK

Note: Measure Level (dB $\mu$ V/m) = Reading Level (dB $\mu$ V) + Factor (dB)

Factor (dB) = Cable Loss (dB) + Antenna Factor (dB/m)

Site: AC1	Time: 2017/12/06 - 06:25
Limit: FCC_Part15.209_RE(3m)	Engineer: Peter Xu
Probe: BBHA9120D_1GHz_18GHz	Polarity: Vertical
EUT: AC220m Wi-Fi module OD US	Power: AC 120V/60Hz
Test Mode: Transmit by 802.11n-HT40 at Channel 2422MHz Ant 0 + 1 (CDD Mode)	

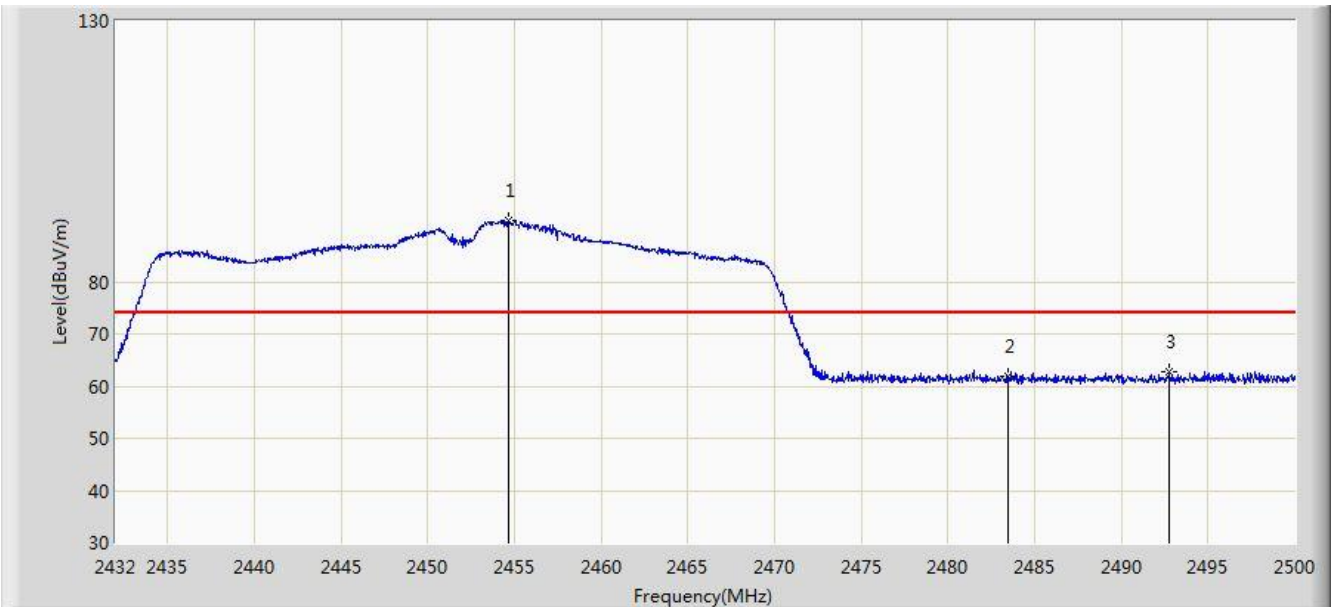


No	Flag	Mark	Frequency (MHz)	Measure Level (dBuV/m)	Reading Level (dBuV)	Margin (dB)	Limit (dBuV/m)	Factor (dB)	Type
1			2390.000	53.354	20.800	-0.646	54.000	32.554	AV
2		*	2424.048	100.342	67.831	N/A	N/A	32.512	AV

Note: Measure Level (dBuV/m) = Reading Level (dBuV) + Factor (dB)

Factor (dB) = Cable Loss (dB) + Antenna Factor (dB/m)

Site: AC1	Time: 2017/12/06 - 06:44
Limit: FCC_Part15.209_RE(3m)	Engineer: Peter Xu
Probe: BBHA9120D_1GHz_18GHz	Polarity: Horizontal
EUT: AC220m Wi-Fi module OD US	Power: AC 120V/60Hz
Test Mode: Transmit by 802.11n-HT40 at Channel 2452MHz Ant 0 + 1 (CDD Mode)	

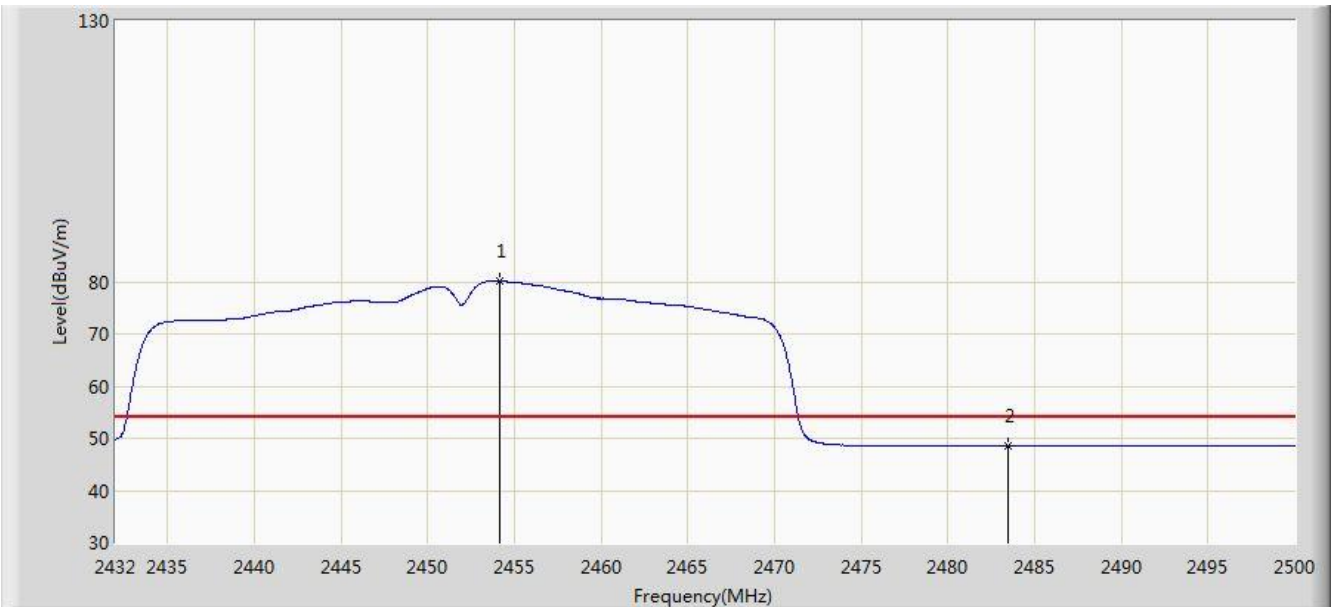


No	Flag	Mark	Frequency (MHz)	Measure Level (dBuV/m)	Reading Level (dBuV)	Margin (dB)	Limit (dBuV/m)	Factor (dB)	Type
1		*	2454.678	91.774	59.271	N/A	N/A	32.504	PK
2			2483.500	61.806	29.225	-12.194	74.000	32.580	PK
3			2492.792	62.837	30.229	-11.163	74.000	32.608	PK

Note: Measure Level (dB $\mu$ V/m) = Reading Level (dB $\mu$ V) + Factor (dB)

Factor (dB) = Cable Loss (dB) + Antenna Factor (dB/m)

Site: AC1	Time: 2017/12/06 - 06:44
Limit: FCC_Part15.209_RE(3m)	Engineer: Peter Xu
Probe: BBHA9120D_1GHz_18GHz	Polarity: Horizontal
EUT: AC220m Wi-Fi module OD US	Power: AC 120V/60Hz
Test Mode: Transmit by 802.11n-HT40 at Channel 2452MHz Ant 0 + 1 (CDD Mode)	



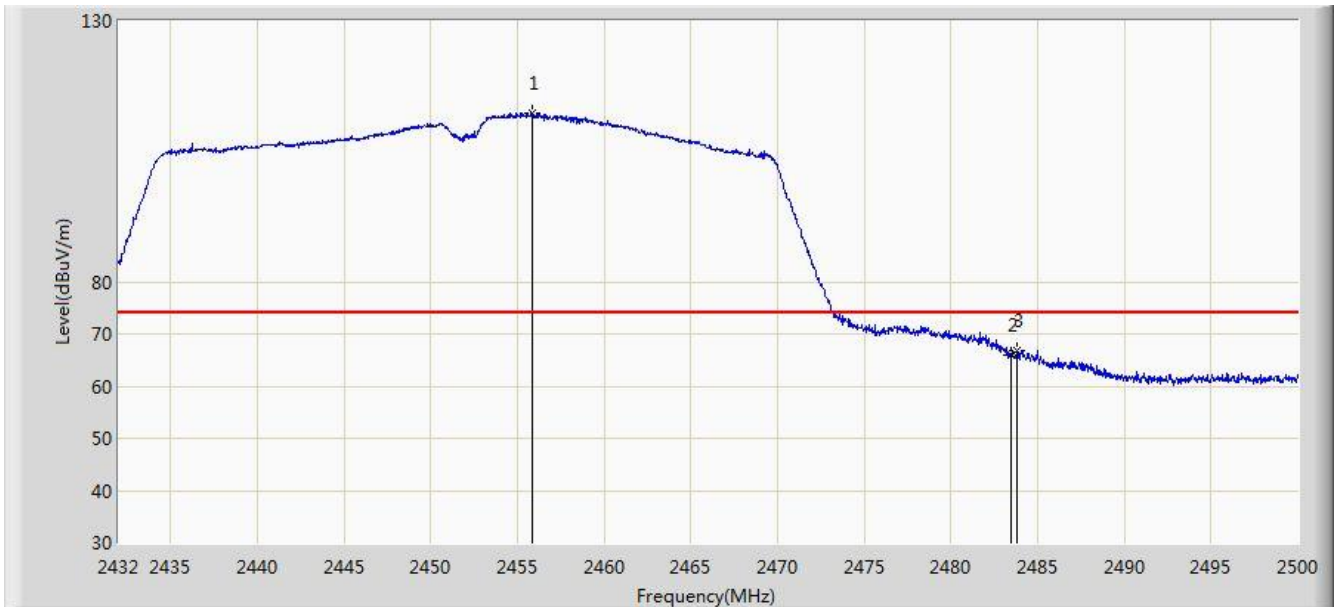
No	Flag	Mark	Frequency (MHz)	Measure Level (dBuV/m)	Reading Level (dBuV)	Margin (dB)	Limit (dBuV/m)	Factor (dB)	Type
1		*	2454.168	80.182	47.679	N/A	N/A	32.502	AV
2			2483.500	48.576	15.995	-5.424	54.000	32.580	AV

Note: Measure Level (dB $\mu$ V/m) = Reading Level (dB $\mu$ V) + Factor (dB)

Factor (dB) = Cable Loss (dB) + Antenna Factor (dB/m)



Site: AC1	Time: 2017/12/06 - 06:42
Limit: FCC_Part15.209_RE(3m)	Engineer: Peter Xu
Probe: BBHA9120D_1GHz_18GHz	Polarity: Vertical
EUT: AC220m Wi-Fi module OD US	Power: AC 120V/60Hz
Test Mode: Transmit by 802.11n-HT40 at Channel 2452MHz Ant 0 + 1 (CDD Mode)	

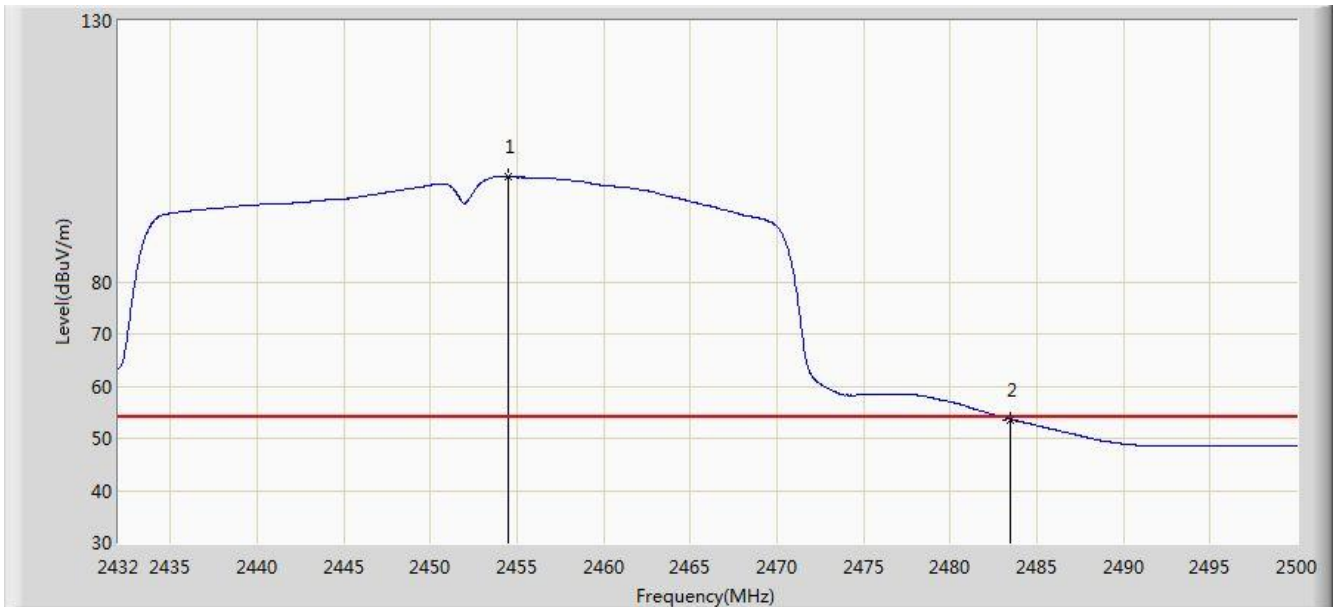


No	Flag	Mark	Frequency (MHz)	Measure Level (dBuV/m)	Reading Level (dBuV)	Margin (dB)	Limit (dBuV/m)	Factor (dB)	Type
1		*	2455.868	112.437	79.931	N/A	N/A	32.505	PK
2			2483.500	65.861	33.280	-8.139	74.000	32.580	PK
3			2483.782	66.861	34.280	-7.139	74.000	32.582	PK

Note: Measure Level (dB $\mu$ V/m) = Reading Level (dB $\mu$ V) + Factor (dB)

Factor (dB) = Cable Loss (dB) + Antenna Factor (dB/m)

Site: AC1	Time: 2017/12/06 - 06:38
Limit: FCC_Part15.209_RE(3m)	Engineer: Peter Xu
Probe: BBHA9120D_1GHz_18GHz	Polarity: Vertical
EUT: AC220m Wi-Fi module OD US	Power: AC 120V/60Hz
Test Mode: Transmit by 802.11n-HT40 at Channel 2452MHz Ant 0 + 1 (CDD Mode)	

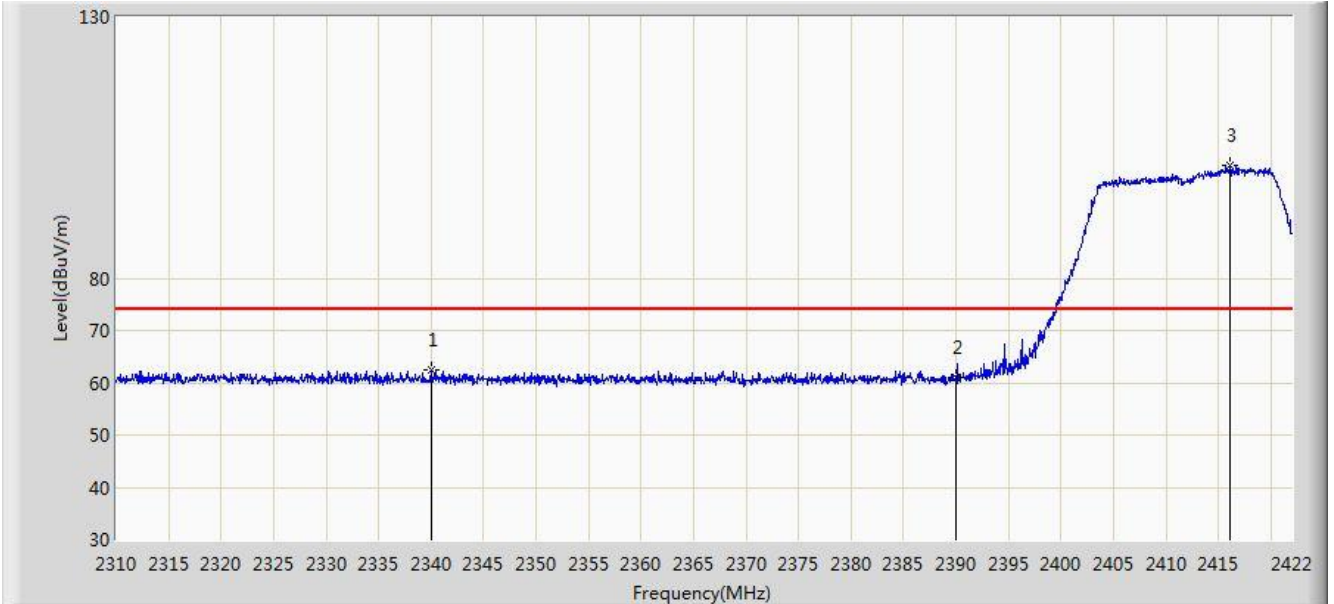


No	Flag	Mark	Frequency (MHz)	Measure Level (dBuV/m)	Reading Level (dBuV)	Margin (dB)	Limit (dBuV/m)	Factor (dB)	Type
1		*	2454.474	100.138	67.635	N/A	N/A	32.504	AV
2			2483.500	53.590	21.009	-0.410	54.000	32.580	AV

Note: Measure Level (dB $\mu$ V/m) = Reading Level (dB $\mu$ V) + Factor (dB)

Factor (dB) = Cable Loss (dB) + Antenna Factor (dB/m)

Site: AC1	Time: 2017/12/15 - 21:58
Limit: FCC_Part15.209_RE(3m)	Engineer: Peter Xu
Probe: BBHA9120D_1GHz_18GHz	Polarity: Horizontal
EUT: AC220m Wi-Fi module OD US	Power: AC 120V/60Hz
Note: Transmit by 802.11n-HT20 at channel 2412MHz Ant 0 + 1 (Beam-Forming Mode)	

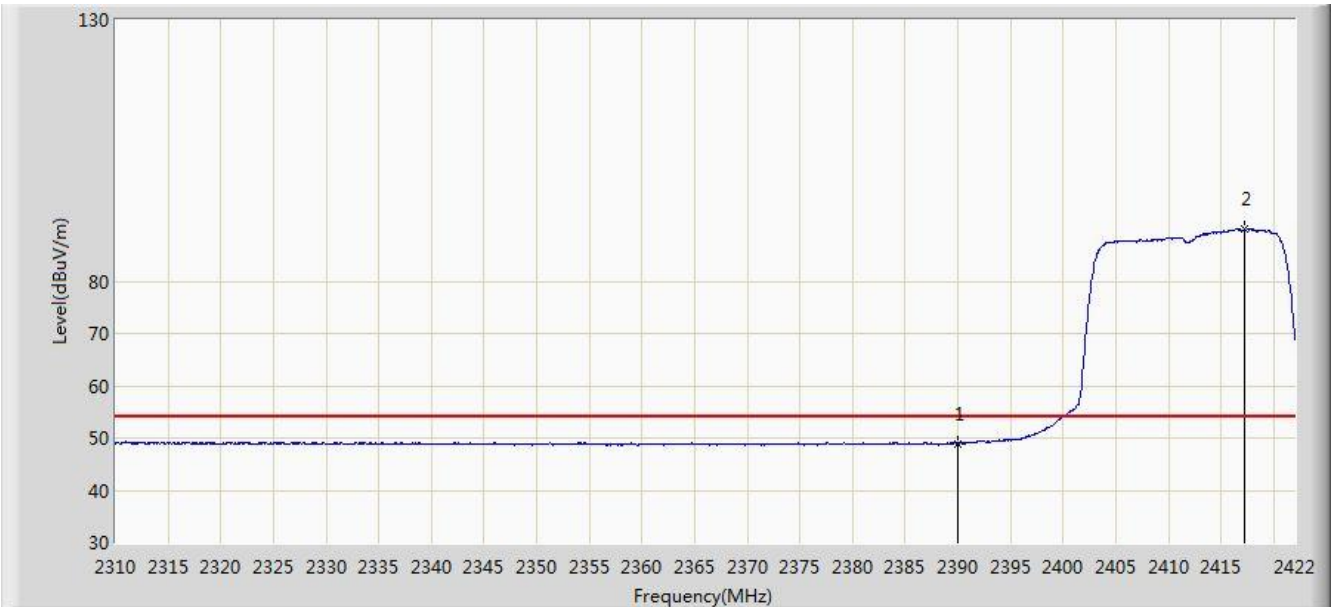


No	Flag	Mark	Frequency (MHz)	Measure Level (dBuV/m)	Reading Level (dBuV)	Margin (dB)	Limit (dBuV/m)	Factor (dB)	Type
1			2340.072	62.371	29.719	-11.629	74.000	32.652	PK
2			2390.000	60.905	28.351	-13.095	74.000	32.554	PK
3		*	2416.120	101.474	68.953	N/A	N/A	32.521	PK

Note: Measure Level (dBμV/m) = Reading Level (dBμV) + Factor (dB)

Factor (dB) = Cable Loss (dB) + Antenna Factor (dB/m)

Site: AC1	Time: 2017/12/15 - 22:01
Limit: FCC_Part15.209_RE(3m)	Engineer: Peter Xu
Probe: BBHA9120D_1GHz_18GHz	Polarity: Horizontal
EUT: AC220m Wi-Fi module OD US	Power: AC 120V/60Hz
Note: Transmit by 802.11n-HT20 at channel 2412MHz Ant 0 + 1 (Beam-Forming Mode)	

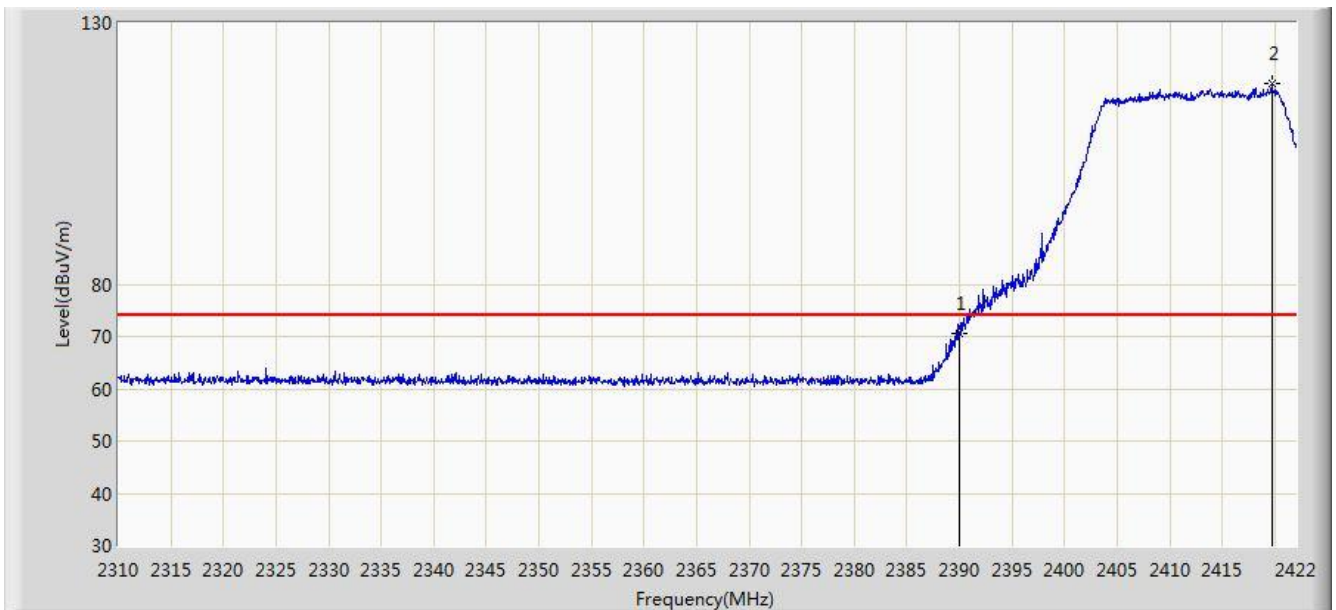


No	Flag	Mark	Frequency (MHz)	Measure Level (dBuV/m)	Reading Level (dBuV)	Margin (dB)	Limit (dBuV/m)	Factor (dB)	Type
1			2390.000	48.960	16.406	-5.040	54.000	32.554	AV
2		*	2417.296	89.907	57.388	N/A	N/A	32.519	AV

Note: Measure Level (dB $\mu$ V/m) = Reading Level (dB $\mu$ V) + Factor (dB)

Factor (dB) = Cable Loss (dB) + Antenna Factor (dB/m)

Site: AC1	Time: 2017/12/15 - 21:56
Limit: FCC_Part15.209_RE(3m)	Engineer: Peter Xu
Probe: BBHA9120D_1GHz_18GHz	Polarity: Vertical
EUT: AC220m Wi-Fi module OD US	Power: AC 120V/60Hz
Note: Transmit by 802.11n-HT20 at channel 2412MHz Ant 0 + 1 (Beam-Forming Mode)	

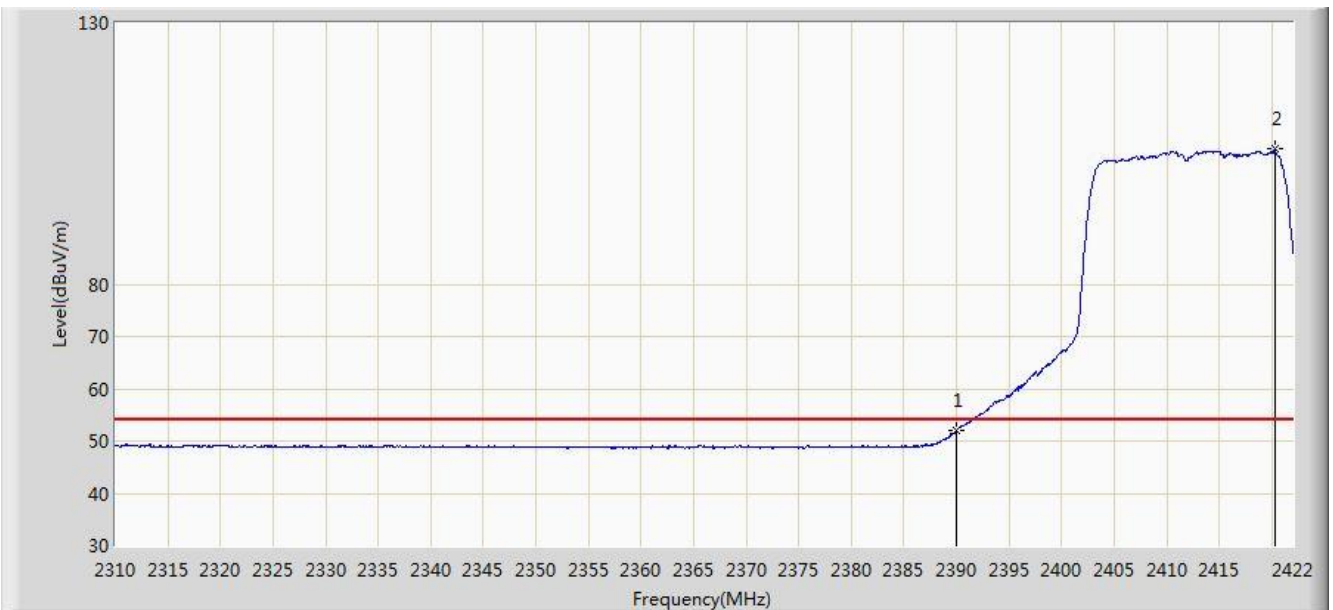


No	Flag	Mark	Frequency (MHz)	Measure Level (dBuV/m)	Reading Level (dBuV)	Margin (dB)	Limit (dBuV/m)	Factor (dB)	Type
1			2390.000	70.630	38.076	-3.370	74.000	32.554	PK
2		*	2419.704	118.278	85.762	N/A	N/A	32.516	PK

Note: Measure Level (dBuV/m) = Reading Level (dBuV) + Factor (dB)

Factor (dB) = Cable Loss (dB) + Antenna Factor (dB/m)

Site: AC1	Time: 2017/12/15 - 21:55
Limit: FCC_Part15.209_RE(3m)	Engineer: Peter Xu
Probe: BBHA9120D_1GHz_18GHz	Polarity: Vertical
EUT: AC220m Wi-Fi module OD US	Power: AC 120V/60Hz
Note: Transmit by 802.11n-HT20 at channel 2412MHz Ant 0 + 1 (Beam-Forming Mode)	

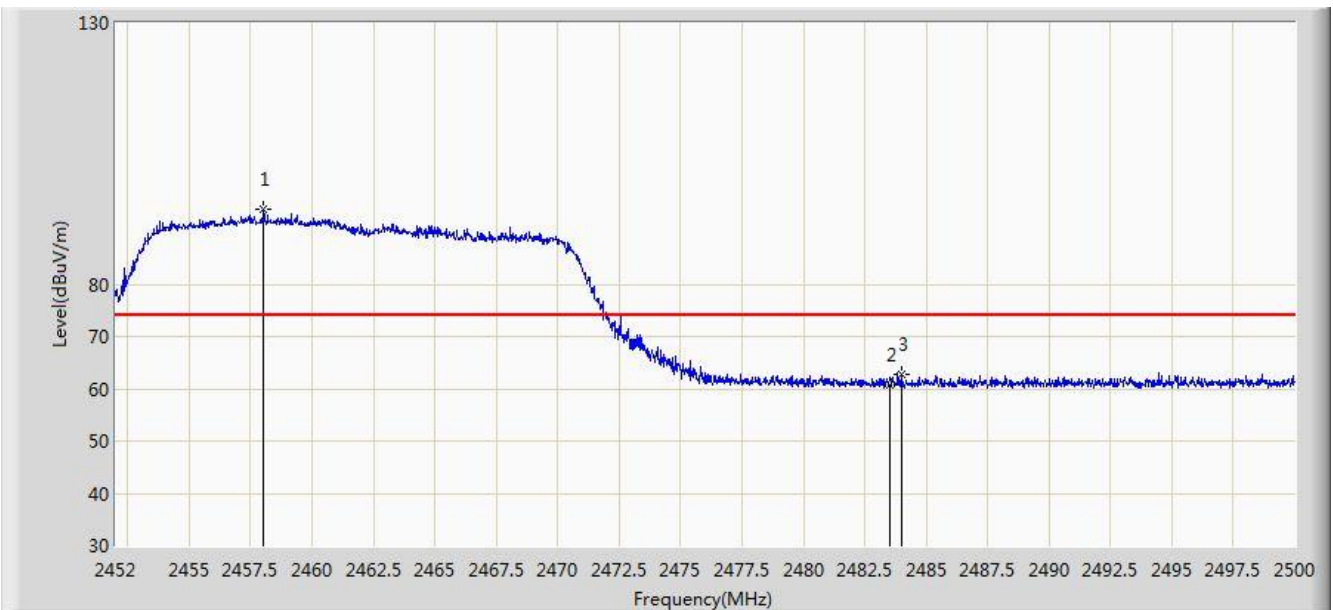


No	Flag	Mark	Frequency (MHz)	Measure Level (dBuV/m)	Reading Level (dBuV)	Margin (dB)	Limit (dBuV/m)	Factor (dB)	Type
1			2390.000	52.084	19.530	-1.916	54.000	32.554	AV
2		*	2420.320	105.798	73.282	N/A	N/A	32.516	AV

Note: Measure Level (dB $\mu$ V/m) = Reading Level (dB $\mu$ V) + Factor (dB)

Factor (dB) = Cable Loss (dB) + Antenna Factor (dB/m)

Site: AC1	Time: 2017/12/15 - 22:21
Limit: FCC_Part15.209_RE(3m)	Engineer: Peter Xu
Probe: BBHA9120D_1GHz_18GHz	Polarity: Horizontal
EUT: AC220m Wi-Fi module OD US	Power: AC 120V/60Hz
Note: Transmit by 802.11n-HT20 at channel 2462MHz Ant 0 + 1 (Beam-Forming Mode)	

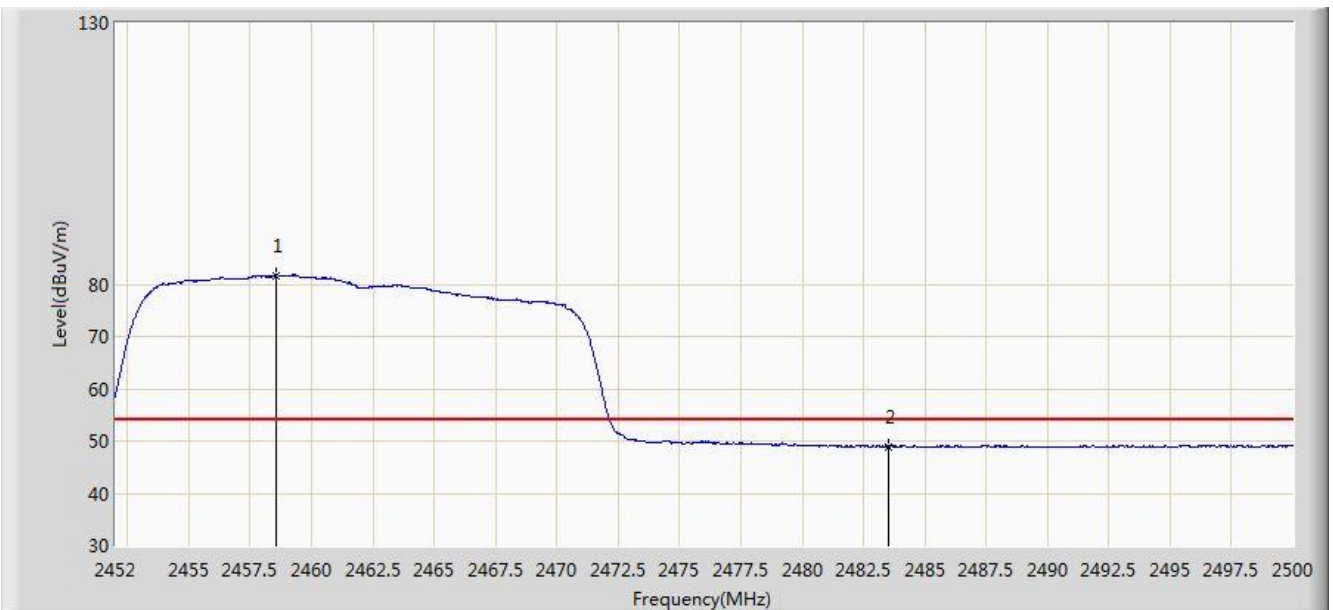


No	Flag	Mark	Frequency (MHz)	Measure Level (dBuV/m)	Reading Level (dBuV)	Margin (dB)	Limit (dBuV/m)	Factor	Type
1		*	2458.024	94.415	61.906	N/A	N/A	32.510	PK
2			2483.500	60.810	28.229	-13.190	74.000	32.580	PK
3			2483.992	62.854	30.272	-11.146	74.000	32.582	PK

Note: Measure Level (dB $\mu$ V/m) = Reading Level (dB $\mu$ V) + Factor (dB)

Factor (dB) = Cable Loss (dB) + Antenna Factor (dB/m)

Site: AC1	Time: 2017/12/16 - 00:09
Limit: FCC_Part15.209_RE(3m)	Engineer: Peter Xu
Probe: BBHA9120D_1GHz_18GHz	Polarity: Horizontal
EUT: AC220m Wi-Fi module OD US	Power: AC 120V/60Hz
Note: Transmit by 802.11n-HT20 at channel 2462MHz Ant 0 + 1 (Beam-Forming Mode)	



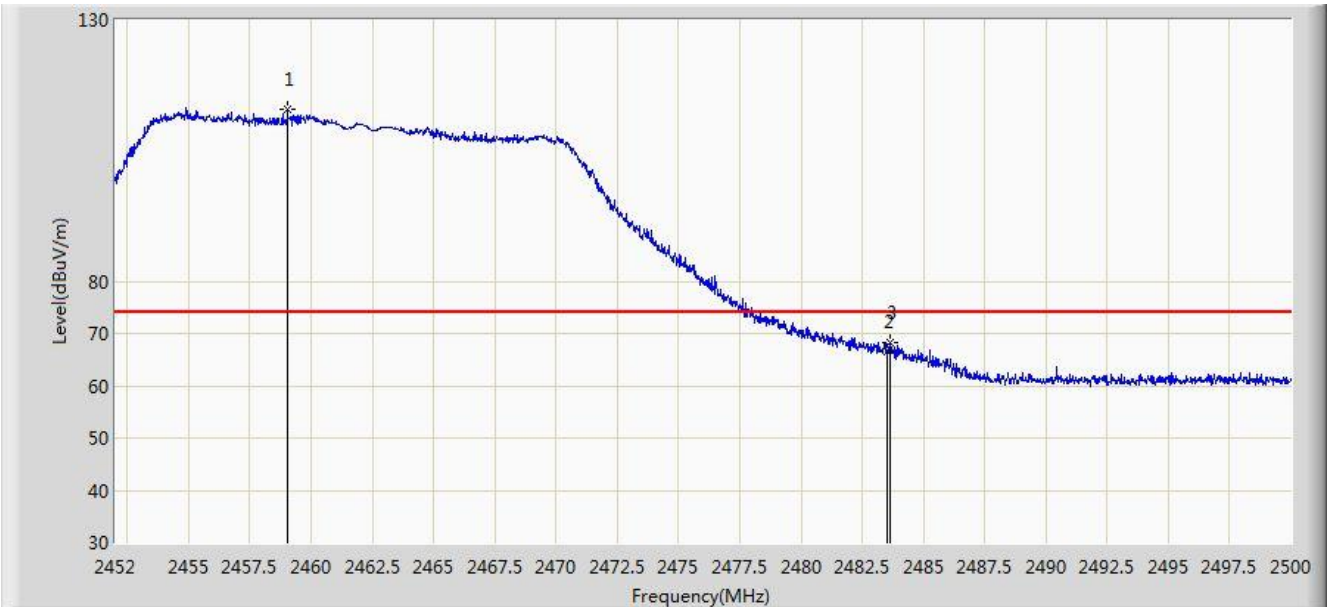
No	Flag	Mark	Frequency (MHz)	Measure Level (dBuV/m)	Reading Level (dBuV)	Margin (dB)	Limit (dBuV/m)	Factor	Type
1		*	2458.552	81.719	49.209	N/A	N/A	32.510	AV
2			2483.500	48.983	16.402	-5.017	54.000	32.580	AV

Note: Measure Level (dB $\mu$ V/m) = Reading Level (dB $\mu$ V) + Factor (dB)

Factor (dB) = Cable Loss (dB) + Antenna Factor (dB/m)



Site: AC1	Time: 2017/12/15 - 22:20
Limit: FCC_Part15.209_RE(3m)	Engineer: Peter Xu
Probe: BBHA9120D_1GHz_18GHz	Polarity: Vertical
EUT: AC220m Wi-Fi module OD US	Power: AC 120V/60Hz
Note: Transmit by 802.11n-HT20 at channel 2462MHz Ant 0 + 1 (Beam-Forming Mode)	

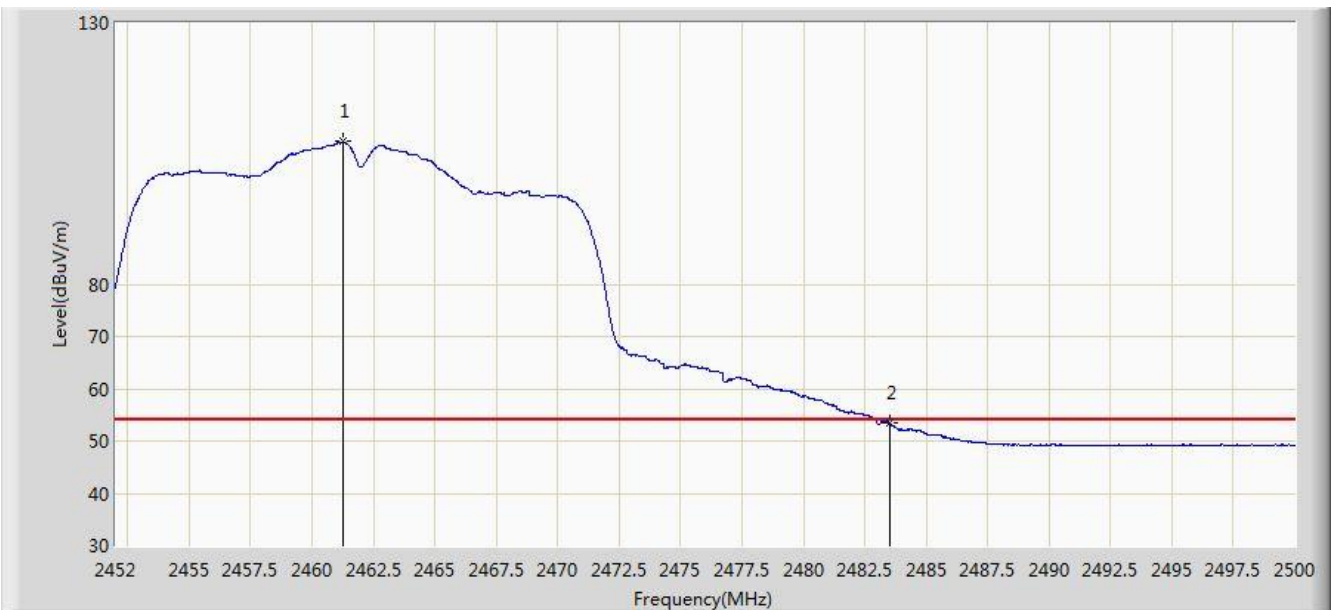


No	Flag	Mark	Frequency (MHz)	Measure Level (dBuV/m)	Reading Level (dBuV)	Margin (dB)	Limit (dBuV/m)	Factor	Type
1		*	2459.032	112.945	80.434	N/A	N/A	32.511	PK
2			2483.500	66.582	34.001	-7.418	74.000	32.580	PK
3			2483.656	68.183	35.602	-5.817	74.000	32.581	PK

Note: Measure Level (dB $\mu$ V/m) = Reading Level (dB $\mu$ V) + Factor (dB)

Factor (dB) = Cable Loss (dB) + Antenna Factor (dB/m)

Site: AC1	Time: 2017/12/15 - 22:18
Limit: FCC_Part15.209_RE(3m)	Engineer: Peter Xu
Probe: BBHA9120D_1GHz_18GHz	Polarity: Vertical
EUT: AC220m Wi-Fi module OD US	Power: AC 120V/60Hz
Note: Transmit by 802.11n-HT20 at channel 2462MHz Ant 0 + 1 (Beam-Forming Mode)	

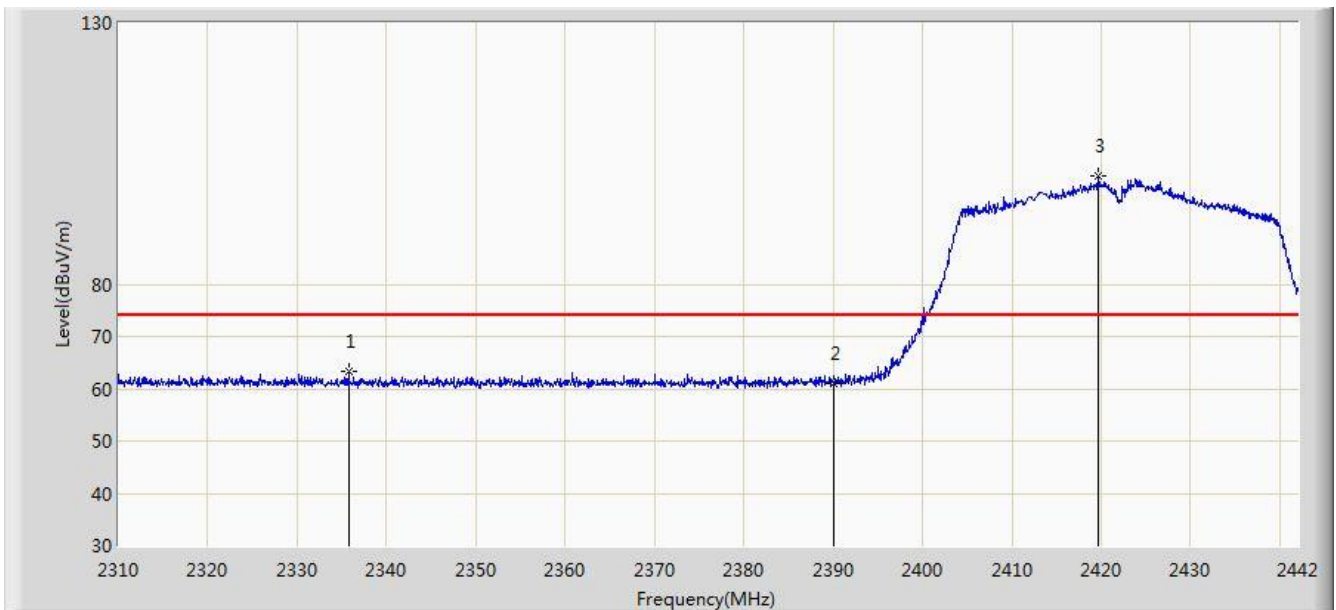


No	Flag	Mark	Frequency (MHz)	Measure Level (dBuV/m)	Reading Level (dBuV)	Margin (dB)	Limit (dBuV/m)	Factor	Type
1		*	2461.240	107.264	74.749	N/A	N/A	32.515	AV
2			2483.500	53.478	20.897	-0.522	54.000	32.580	AV

Note: Measure Level (dB $\mu$ V/m) = Reading Level (dB $\mu$ V) + Factor (dB)

Factor (dB) = Cable Loss (dB) + Antenna Factor (dB/m)

Site: AC1	Time: 2017/12/16 - 00:18
Limit: FCC_Part15.209_RE(3m)	Engineer: Peter Xu
Probe: BBHA9120D_1GHz_18GHz	Polarity: Horizontal
EUT: AC220m Wi-Fi module OD US	Power: AC 120V/60Hz
Note: Transmit by 802.11n-HT40 at channel 2422MHz Ant 0 + 1 (Beam-Forming Mode)	

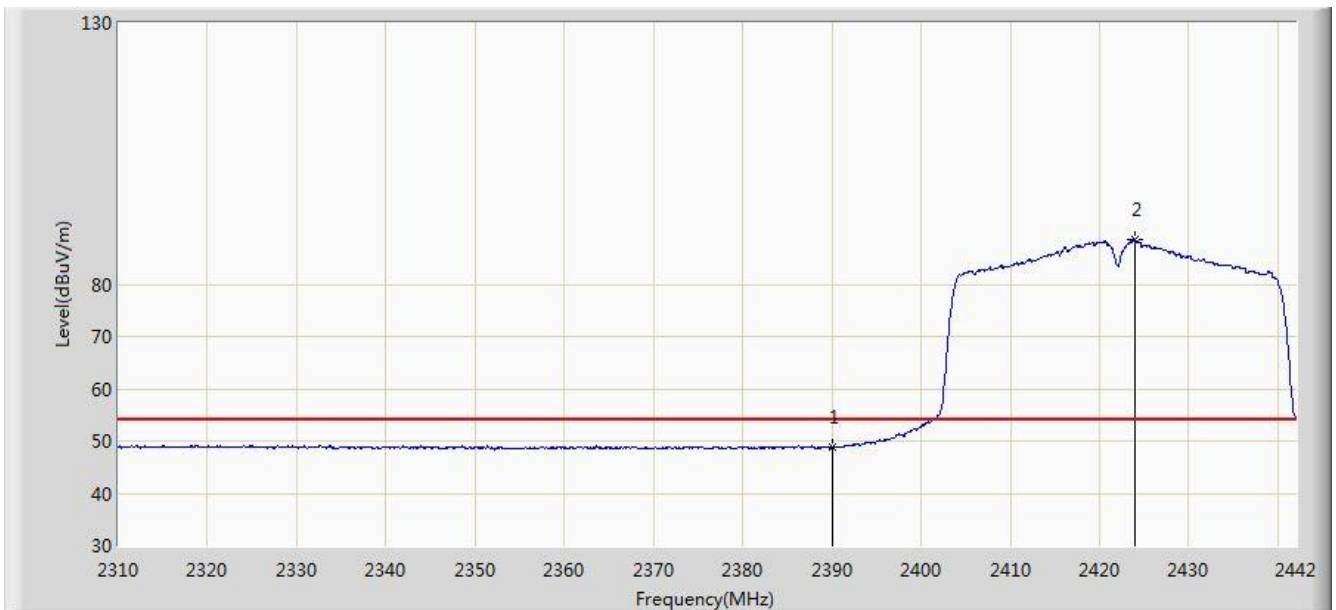


No	Flag	Mark	Frequency (MHz)	Measure Level (dBuV/m)	Reading Level (dBuV)	Margin (dB)	Limit (dBuV/m)	Factor	Type
1			2335.740	63.284	30.614	-10.716	74.000	32.670	PK
2			2390.000	60.950	28.396	-13.050	74.000	32.554	PK
3		*	2419.692	100.685	68.169	N/A	N/A	32.516	PK

Note: Measure Level (dB $\mu$ V/m) = Reading Level (dB $\mu$ V) + Factor (dB)

Factor (dB) = Cable Loss (dB) + Antenna Factor (dB/m)

Site: AC1	Time: 2017/12/16 - 00:19
Limit: FCC_Part15.209_RE(3m)	Engineer: Peter Xu
Probe: BBHA9120D_1-18GHz	Polarity: Horizontal
EUT: AC220m Wi-Fi module OD US	Power: AC 120V/60Hz
Note: Transmit by 802.11n-HT40 at channel 2422MHz Ant 0 + 1 (Beam-Forming Mode)	

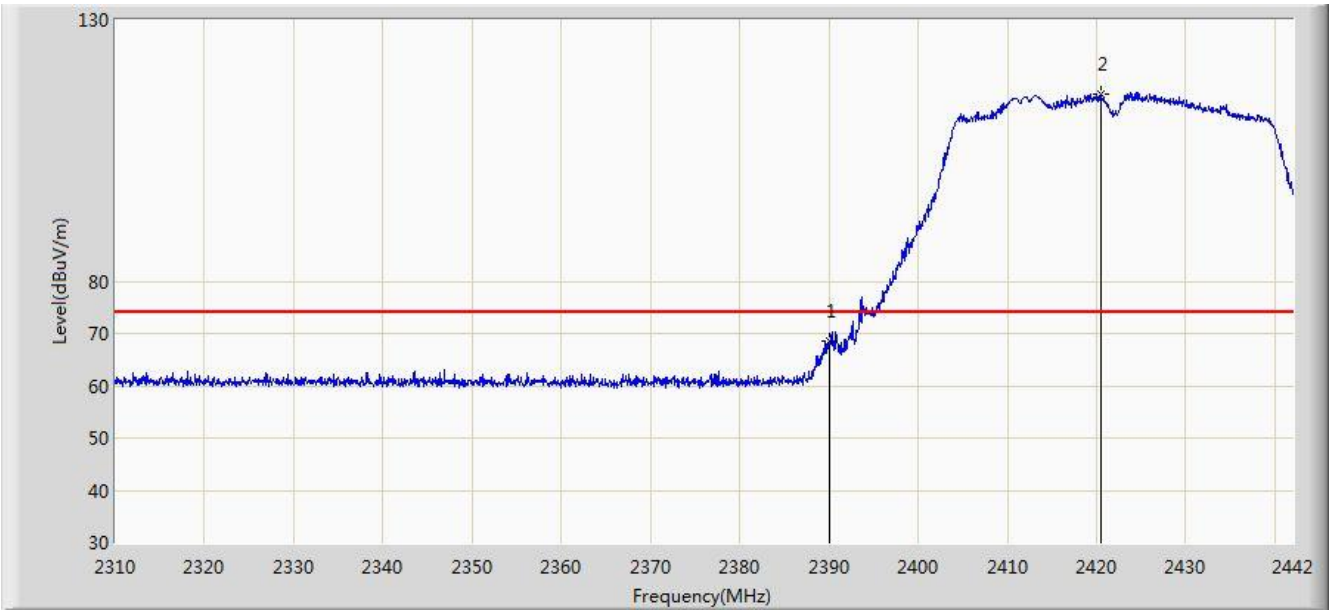


No	Flag	Mark	Frequency (MHz)	Measure Level (dBuV/m)	Reading Level (dBuV)	Margin (dB)	Limit (dBuV/m)	Factor	Type
1			2390.000	48.828	21.222	-5.172	54.000	27.606	AV
2		*	2423.916	88.560	61.037	N/A	N/A	27.523	AV

Note: Measure Level (dB $\mu$ V/m) = Reading Level (dB $\mu$ V) + Factor (dB)

Factor (dB) = Cable Loss (dB) + Antenna Factor (dB/m)

Site: AC1	Time: 2017/12/16 - 00:18
Limit: FCC_Part15.209_RE(3m)	Engineer: Peter Xu
Probe: BBHA9120D_1-18GHz	Polarity: Vertical
EUT: AC220m Wi-Fi module OD US	Power: AC 120V/60Hz
Note: Transmit by 802.11n-HT40 at channel 2422MHz Ant 0 + 1 (Beam-Forming Mode)	

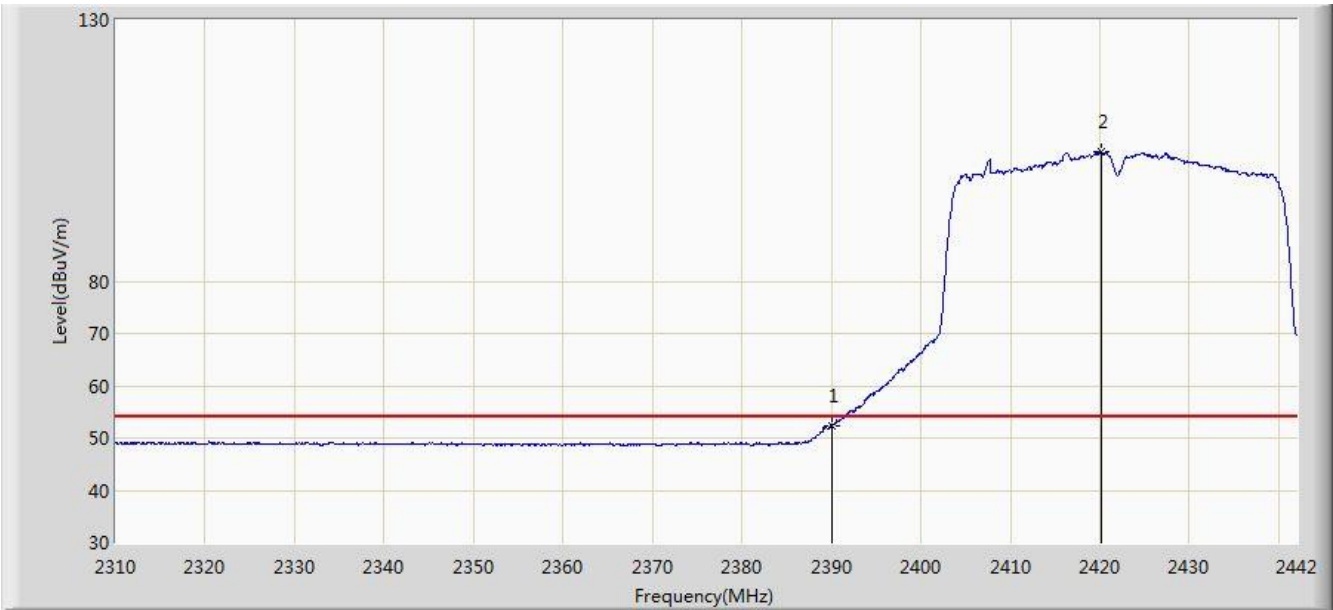


No	Flag	Mark	Frequency (MHz)	Measure Level (dBuV/m)	Reading Level (dBuV)	Margin (dB)	Limit (dBuV/m)	Factor	Type
1			2390.000	68.600	40.994	-5.400	74.000	27.606	PK
2		*	2420.550	115.815	88.284	N/A	N/A	27.531	PK

Note: Measure Level (dB $\mu$ V/m) = Reading Level (dB $\mu$ V) + Factor (dB)

Factor (dB) = Cable Loss (dB) + Antenna Factor (dB/m)

Site: AC1	Time: 2017/12/16 - 00:16
Limit: FCC_Part15.209_RE(3m)	Engineer: Peter Xu
Probe: BBHA9120D_1-18GHz	Polarity: Vertical
EUT: AC220m Wi-Fi module OD US	Power: AC 120V/60Hz
Note: Transmit by 802.11n-HT40 at channel 2422MHz Ant 0 + 1 (Beam-Forming Mode)	

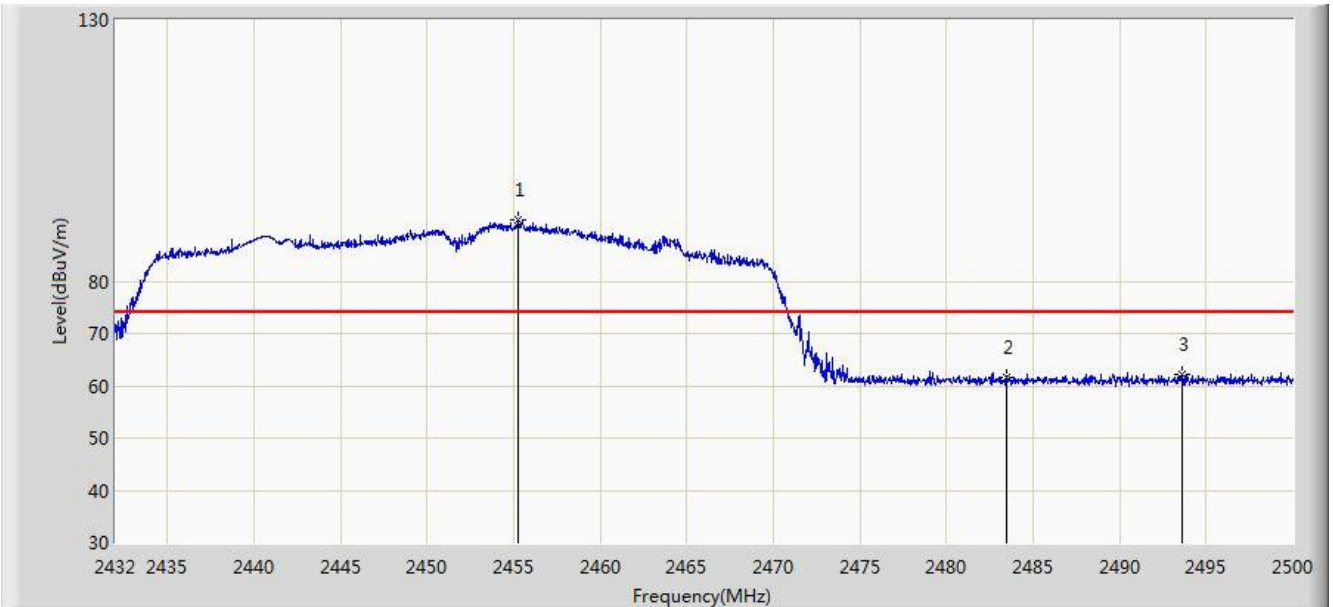


No	Flag	Mark	Frequency (MHz)	Measure Level (dBuV/m)	Reading Level (dBuV)	Margin (dB)	Limit (dBuV/m)	Factor	Type
1			2390.000	52.450	24.844	-1.550	54.000	27.606	AV
2		*	2420.154	104.756	77.224	N/A	N/A	27.532	AV

Note: Measure Level (dB $\mu$ V/m) = Reading Level (dB $\mu$ V) + Factor (dB)

Factor (dB) = Cable Loss (dB) + Antenna Factor (dB/m)

Site: AC1	Time: 2017/12/16 - 00:42
Limit: FCC_Part15.209_RE(3m)	Engineer: Peter Xu
Probe: BBHA9120D_1GHz_18GHz	Polarity: Horizontal
EUT: AC220m Wi-Fi module OD US	Power: AC 120V/60Hz
Note: Transmit by 802.11n-HT40 at channel 2452MHz Ant 0 + 1 (Beam-Forming Mode)	

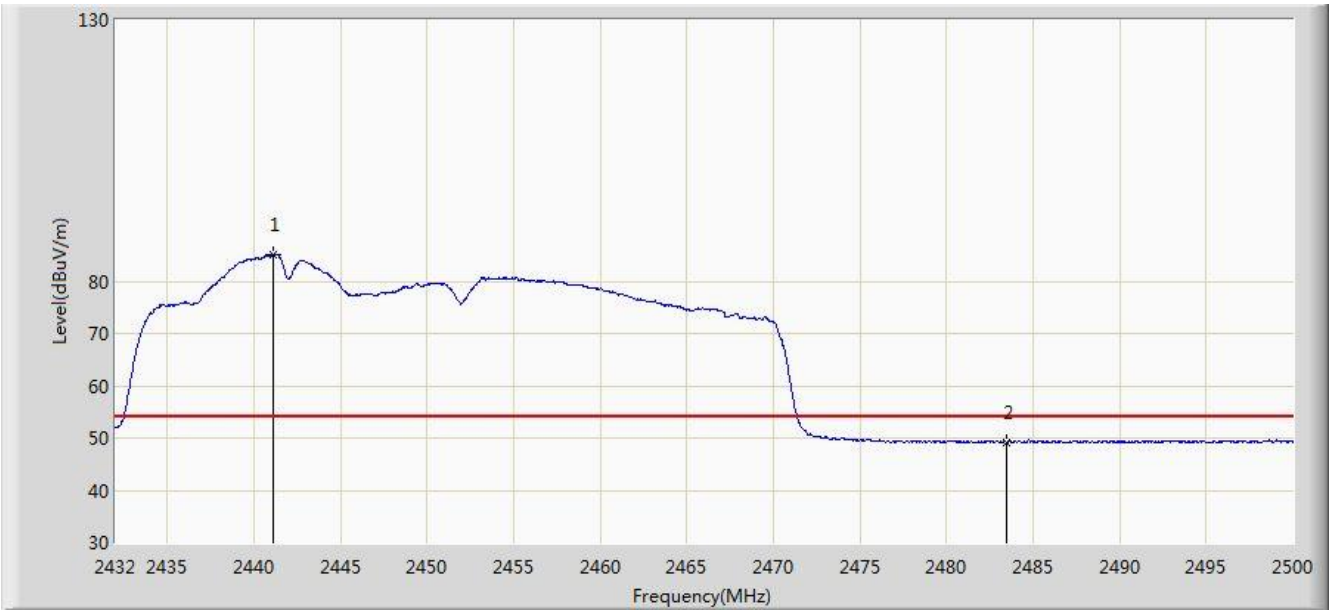


No	Flag	Mark	Frequency (MHz)	Measure Level (dBuV/m)	Reading Level (dBuV)	Margin (dB)	Limit (dBuV/m)	Factor	Type
1		*	2455.256	91.620	59.116	N/A	N/A	32.504	PK
2			2483.500	61.503	28.922	-12.497	74.000	32.580	PK
3			2493.608	62.256	29.645	-11.744	74.000	32.611	PK

Note: Measure Level (dB $\mu$ V/m) = Reading Level (dB $\mu$ V) + Factor (dB)

Factor (dB) = Cable Loss (dB) + Antenna Factor (dB/m)

Site: AC1	Time: 2017/12/16 - 00:43
Limit: FCC_Part15.209_RE(3m)	Engineer: Peter Xu
Probe: BBHA9120D_1GHz_18GHz	Polarity: Horizontal
EUT: AC220m Wi-Fi module OD US	Power: AC 120V/60Hz
Note: Transmit by 802.11n-HT40 at channel 2452MHz Ant 0 + 1 (Beam-Forming Mode)	



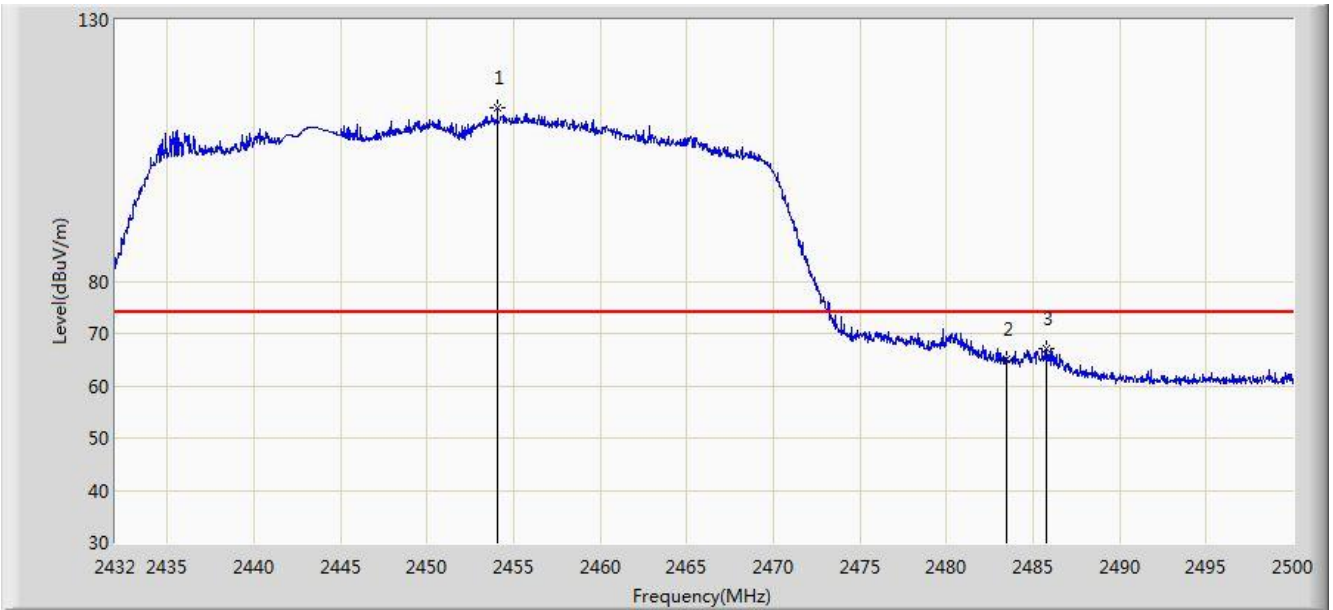
No	Flag	Mark	Frequency (MHz)	Measure Level (dBuV/m)	Reading Level (dBuV)	Margin (dB)	Limit (dBuV/m)	Factor	Type
1		*	2441.112	85.167	52.676	N/A	N/A	32.491	AV
2			2483.500	49.237	16.656	-4.763	54.000	32.580	AV

Note: Measure Level (dBuV/m) = Reading Level (dBuV) + Factor (dB)

Factor (dB) = Cable Loss (dB) + Antenna Factor (dB/m)



Site: AC1	Time: 2017/12/16 - 00:41
Limit: FCC_Part15.209_RE(3m)	Engineer: Peter Xu
Probe: BBHA9120D_1-18GHz	Polarity: Vertical
EUT: AC220m Wi-Fi module OD US	Power: AC 120V/60Hz
Note: Transmit by 802.11n-HT40 at channel 2452MHz Ant 0 + 1 (Beam-Forming Mode)	

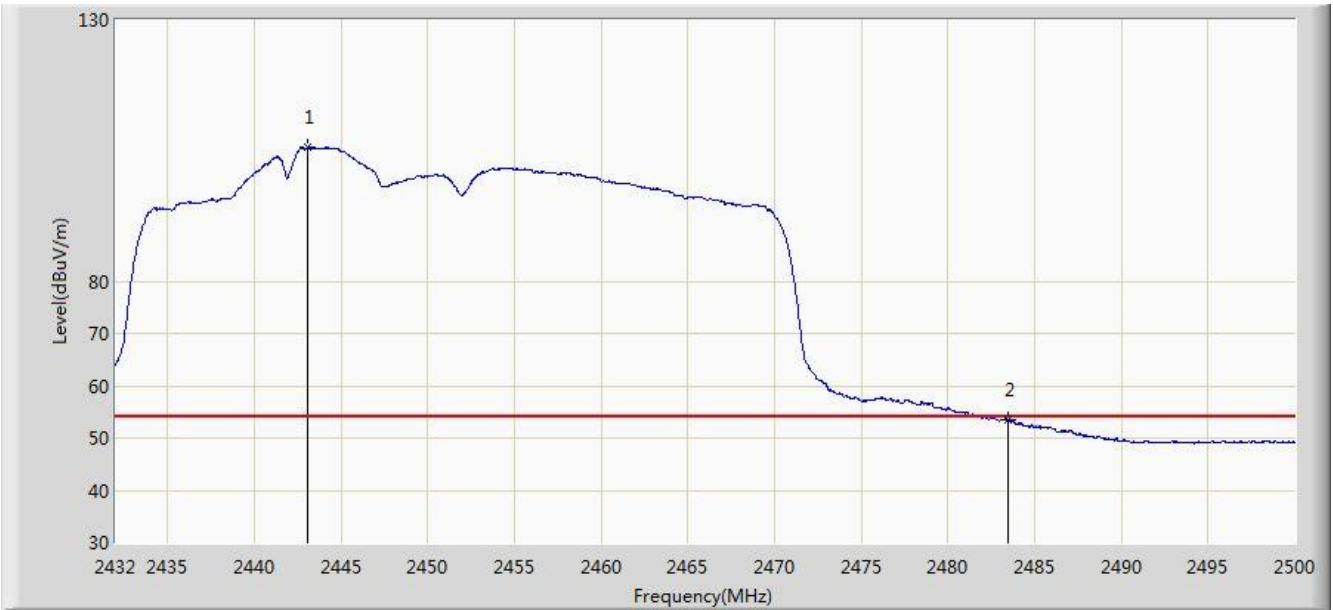


No	Flag	Mark	Frequency (MHz)	Measure Level (dBuV/m)	Reading Level (dBuV)	Margin (dB)	Limit (dBuV/m)	Factor	Type
1		*	2454.066	113.054	85.578	N/A	N/A	27.476	PK
2			2483.500	65.007	37.486	-8.993	74.000	27.521	PK
3			2485.754	67.210	39.685	-6.790	74.000	27.525	PK

Note: Measure Level (dB $\mu$ V/m) = Reading Level (dB $\mu$ V) + Factor (dB)

Factor (dB) = Cable Loss (dB) + Antenna Factor (dB/m)

Site: AC1	Time: 2017/12/16 - 00:40
Limit: FCC_Part15.209_RE(3m)	Engineer: Peter Xu
Probe: BBHA9120D_1GHz_18GHz	Polarity: Vertical
EUT: AC220m Wi-Fi module OD US	Power: AC 120V/60Hz
Note: Transmit by 802.11n-HT40 at channel 2452MHz Ant 0 + 1 (Beam-Forming Mode)	



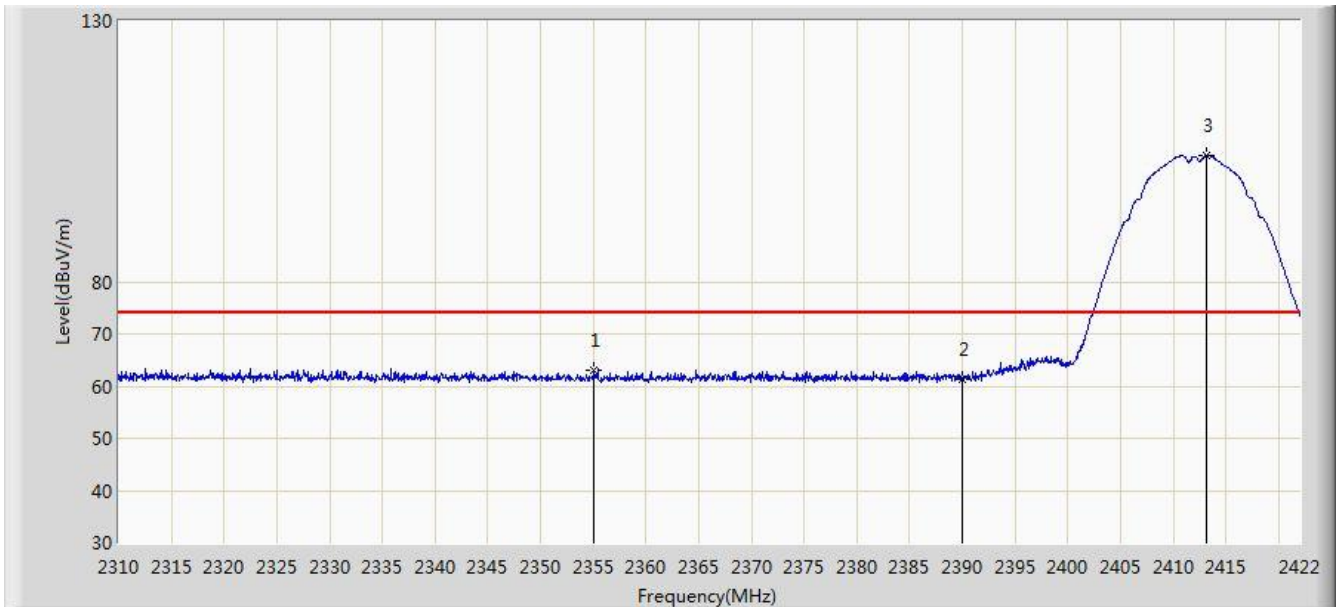
No	Flag	Mark	Frequency (MHz)	Measure Level (dBuV/m)	Reading Level (dBuV)	Margin (dB)	Limit (dBuV/m)	Factor	Type
1		*	2443.084	105.523	73.034	N/A	N/A	32.489	AV
2			2483.500	53.580	20.999	-0.420	54.000	32.580	AV

Note: Measure Level (dB $\mu$ V/m) = Reading Level (dB $\mu$ V) + Factor (dB)

Factor (dB) = Cable Loss (dB) + Antenna Factor (dB/m)

### Directional Antenna Test Result

Site: AC1	Time: 2018/03/20 - 21:47
Limit: FCC_Part15.209_RE(3m)	Engineer: Kevin Ker
Probe: BBHA9120D_1-18GHz	Polarity: Horizontal
EUT: AC220m Wi-Fi module OD US	Power: AC 120V/60Hz
Test Mode: Transmit by 802.11b at channel 2412MHz Ant 0	

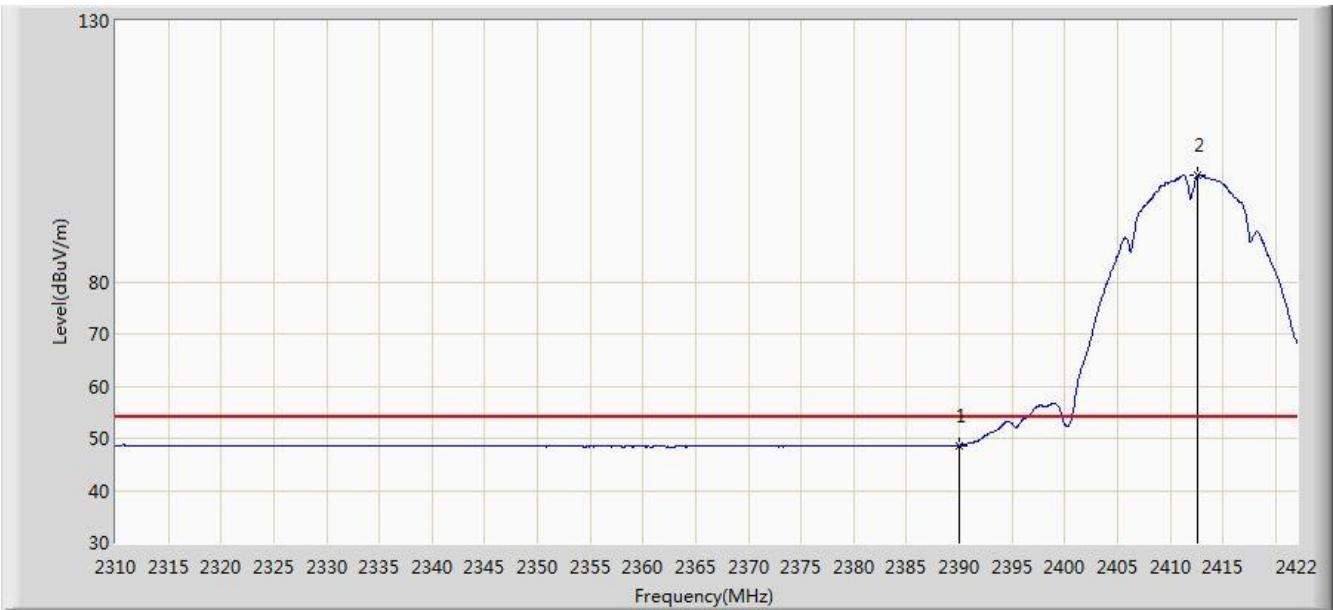


No	Flag	Mark	Frequency (MHz)	Measure Level (dBuV/m)	Reading Level (dBuV)	Margin (dB)	Limit (dBuV/m)	Factor (dB)	Type
1			2355.080	63.085	30.451	-10.915	74.000	32.635	PK
2			2390.000	61.421	28.846	-12.579	74.000	32.575	PK
3		*	2413.208	104.174	71.628	N/A	N/A	32.546	PK

Note: Measure Level (dB $\mu$ V/m) = Reading Level (dB $\mu$ V) + Factor (dB)

Factor (dB) = Cable Loss (dB) + Antenna Factor (dB/m)

Site: AC1	Time: 2018/03/20 - 21:50
Limit: FCC_Part15.209_RE(3m)	Engineer: Kevin Ker
Probe: BBHA9120D_1-18GHz	Polarity: Horizontal
EUT: AC220m Wi-Fi module OD US	Power: AC 120V/60Hz
Test Mode: Transmit by 802.11b at channel 2412MHz Ant 0	

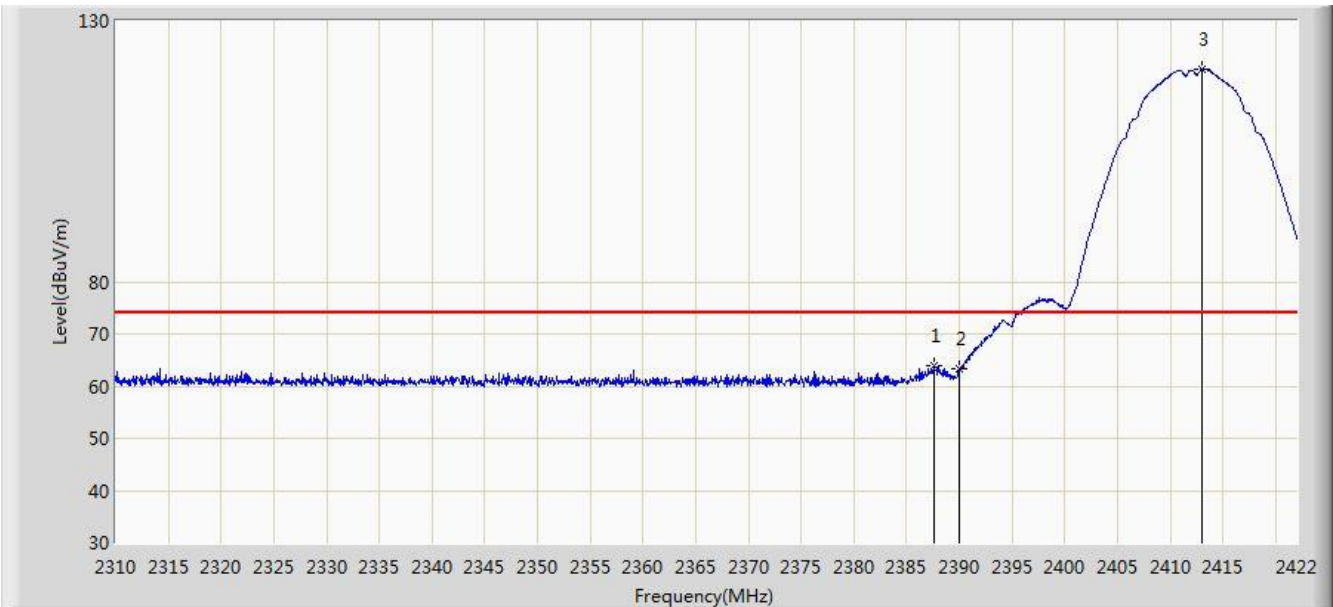


No	Flag	Mark	Frequency (MHz)	Measure Level (dBuV/m)	Reading Level (dBuV)	Margin (dB)	Limit (dBuV/m)	Factor (dB)	Type
1			2390.000	48.627	16.052	-5.373	54.000	32.575	AV
2		*	2412.648	100.399	67.852	N/A	N/A	32.547	AV

Note: Measure Level (dBuV/m) = Reading Level (dBuV) + Factor (dB)

Factor (dB) = Cable Loss (dB) + Antenna Factor (dB/m)

Site: AC1	Time: 2018/03/20 - 21:47
Limit: FCC_Part15.209_RE(3m)	Engineer: Kevin Ker
Probe: BBHA9120D_1-18GHz	Polarity: Vertical
EUT: AC220m Wi-Fi module OD US	Power: AC 120V/60Hz
Test Mode: Transmit by 802.11b at channel 2412MHz Ant 0	

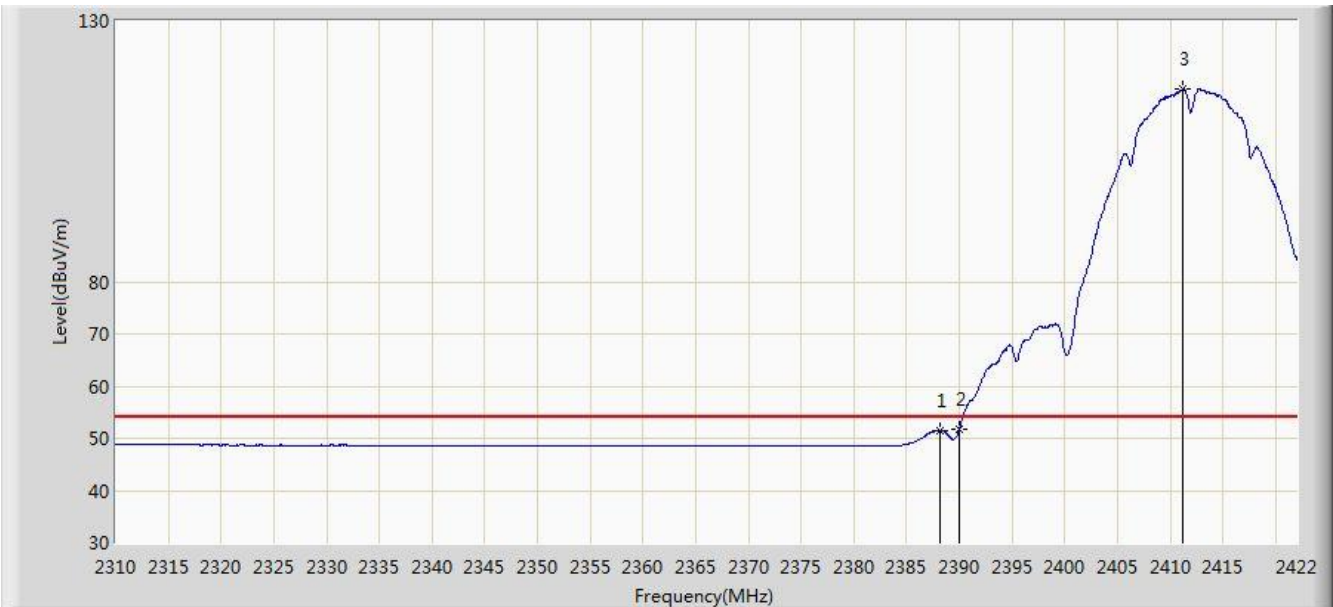


No	Flag	Mark	Frequency (MHz)	Measure Level (dBuV/m)	Reading Level (dBuV)	Margin (dB)	Limit (dBuV/m)	Factor (dB)	Type
1			2387.560	63.807	31.228	-10.193	74.000	32.579	PK
2			2390.000	63.269	30.694	-10.731	74.000	32.575	PK
3		*	2413.040	120.708	88.162	N/A	N/A	32.546	PK

Note: Measure Level (dBμV/m) = Reading Level (dBμV) + Factor (dB)

Factor (dB) = Cable Loss (dB) + Antenna Factor (dB/m)

Site: AC1	Time: 2018/03/20 - 21:46
Limit: FCC_Part15.209_RE(3m)	Engineer: Kevin Ker
Probe: BBHA9120D_1GHz_18GHz	Polarity: Vertical
EUT: AC220m Wi-Fi module OD US	Power: AC 120V/60Hz
Test Mode: Transmit by 802.11b at channel 2412MHz Ant 0	

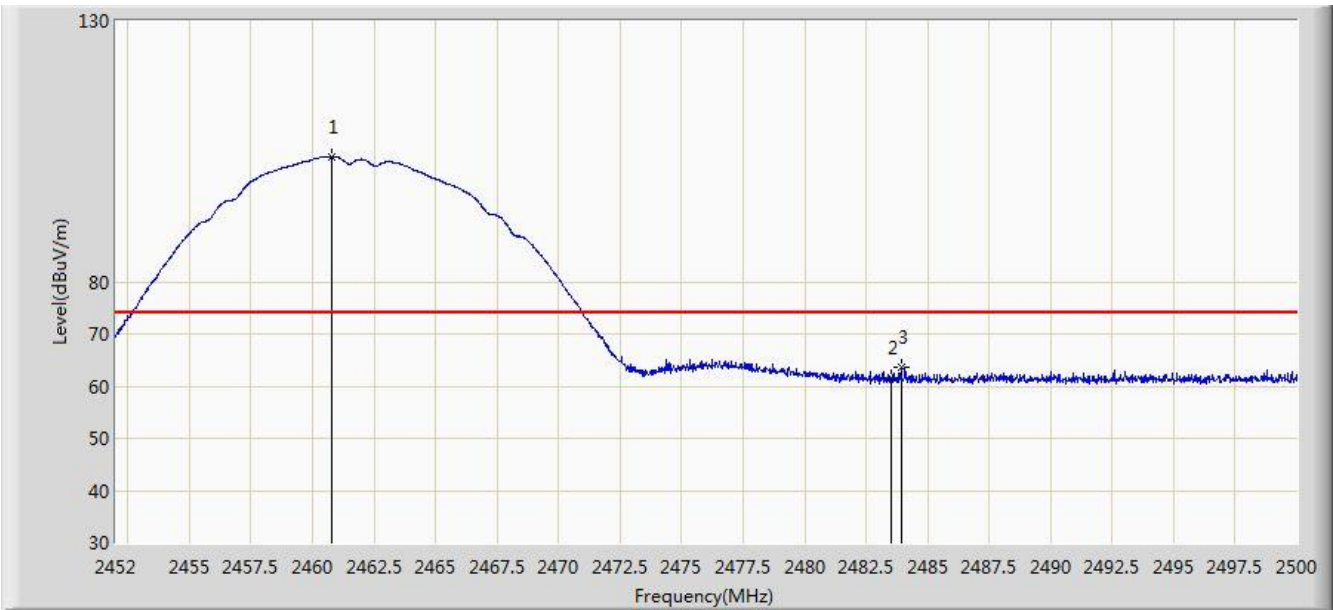


No	Flag	Mark	Frequency (MHz)	Measure Level (dBuV/m)	Reading Level (dBuV)	Margin (dB)	Limit (dBuV/m)	Factor (dB)	Type
1			2388.176	51.466	18.888	-2.534	54.000	32.578	AV
2			2390.000	51.728	19.153	-2.272	54.000	32.575	AV
3		*	2411.192	117.014	84.465	N/A	N/A	32.549	AV

Note: Measure Level (dB $\mu$ V/m) = Reading Level (dB $\mu$ V) + Factor (dB)

Factor (dB) = Cable Loss (dB) + Antenna Factor (dB/m)

Site: AC1	Time: 2018/03/20 - 22:00
Limit: FCC_Part15.209_RE(3m)	Engineer: Kevin Ker
Probe: BBHA9120D_1-18GHz	Polarity: Horizontal
EUT: AC220m Wi-Fi module OD US	Power: AC 120V/60Hz
Test Mode: Transmit by 802.11b at channel 2462MHz Ant 0	



No	Flag	Mark	Frequency (MHz)	Measure Level (dBuV/m)	Reading Level (dBuV)	Margin (dB)	Limit (dBuV/m)	Factor (dB)	Type
1		*	2460.784	103.976	71.438	N/A	N/A	32.537	PK
2			2483.500	61.477	28.881	-12.523	74.000	32.596	PK
3			2483.920	63.637	31.040	-10.363	74.000	32.596	PK

Note: Measure Level (dB $\mu$ V/m) = Reading Level (dB $\mu$ V) + Factor (dB)

Factor (dB) = Cable Loss (dB) + Antenna Factor (dB/m)

Site: AC1	Time: 2018/03/20 - 22:01
Limit: FCC_Part15.209_RE(3m)	Engineer: Kevin Ker
Probe: BBHA9120D_1-18GHz	Polarity: Horizontal
EUT: AC220m Wi-Fi module OD US	Power: AC 120V/60Hz
Test Mode: Transmit by 802.11b at channel 2462MHz Ant 0	



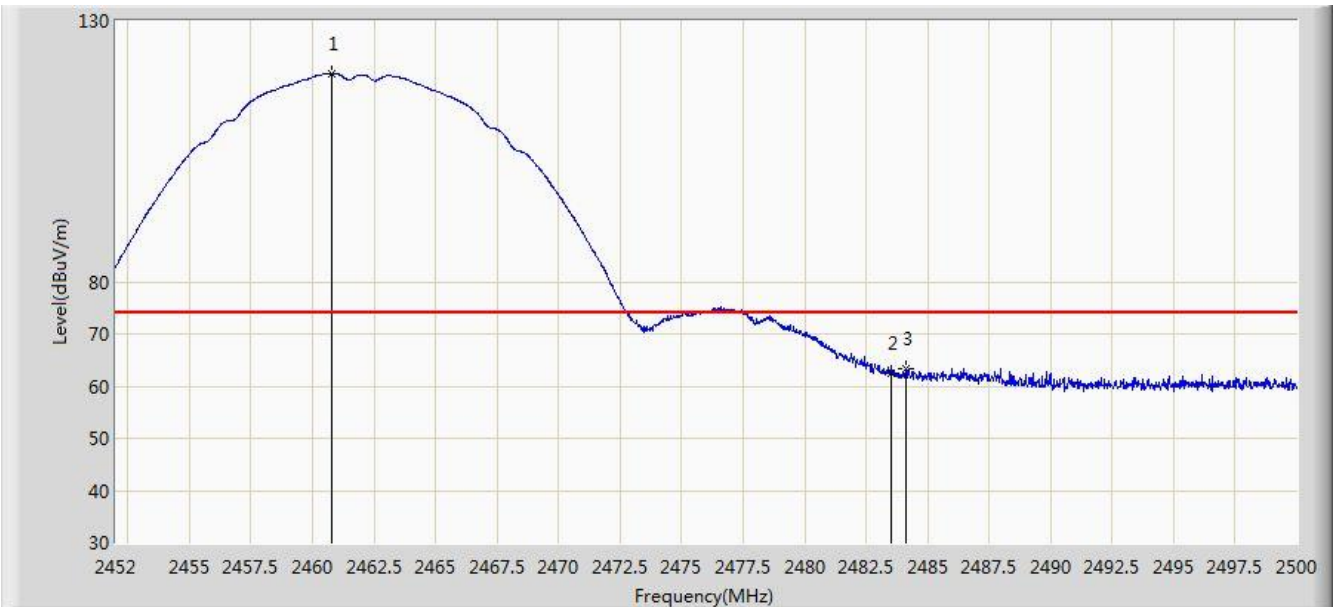
No	Flag	Mark	Frequency (MHz)	Measure Level (dBuV/m)	Reading Level (dBuV)	Margin (dB)	Limit (dBuV/m)	Factor (dB)	Type
1		*	2461.312	100.192	67.653	N/A	N/A	32.539	AV
2			2483.500	48.728	16.132	-5.272	54.000	32.596	AV

Note: Measure Level (dBμV/m) = Reading Level (dBμV) + Factor (dB)

Factor (dB) = Cable Loss (dB) + Antenna Factor (dB/m)



Site: AC1	Time: 2018/03/20 - 22:00
Limit: FCC_Part15.209_RE(3m)	Engineer: Kevin Ker
Probe: BBHA9120D_1-18GHz	Polarity: Vertical
EUT: AC220m Wi-Fi module OD US	Power: AC 120V/60Hz
Test Mode: Transmit by 802.11b at channel 2462MHz Ant 0	



No	Flag	Mark	Frequency (MHz)	Measure Level (dBuV/m)	Reading Level (dBuV)	Margin (dB)	Limit (dBuV/m)	Factor (dB)	Type
1		*	2460.784	119.920	87.382	N/A	N/A	32.537	PK
2			2483.500	62.415	29.819	-11.585	74.000	32.596	PK
3			2484.112	63.422	30.825	-10.578	74.000	32.598	PK

Note: Measure Level (dB $\mu$ V/m) = Reading Level (dB $\mu$ V) + Factor (dB)

Factor (dB) = Cable Loss (dB) + Antenna Factor (dB/m)

Site: AC1	Time: 2018/03/20 - 21:59
Limit: FCC_Part15.209_RE(3m)	Engineer: Kevin Ker
Probe: BBHA9120D_1-18GHz	Polarity: Vertical
EUT: AC220m Wi-Fi module OD US	Power: AC 120V/60Hz
Test Mode: Transmit by 802.11b at channel 2462MHz Ant 0	

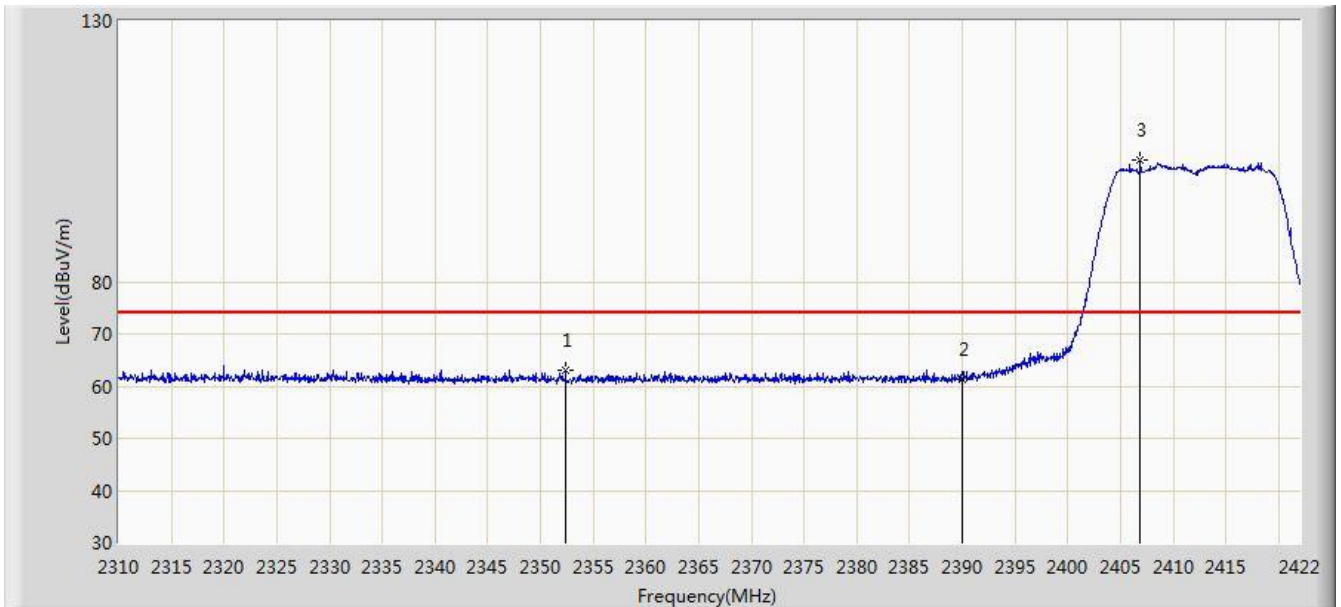


No	Flag	Mark	Frequency (MHz)	Measure Level (dBuV/m)	Reading Level (dBuV)	Margin (dB)	Limit (dBuV/m)	Factor (dB)	Type
1	X	*	2461.072	116.265	83.727	N/A	N/A	32.539	AV
2			2483.500	52.059	19.463	-1.941	54.000	32.596	AV
3			2485.936	51.059	18.457	-2.941	54.000	32.602	AV

Note: Measure Level (dB $\mu$ V/m) = Reading Level (dB $\mu$ V) + Factor (dB)

Factor (dB) = Cable Loss (dB) + Antenna Factor (dB/m)

Site: AC1	Time: 2018/03/20 - 22:08
Limit: FCC_Part15.209_RE(3m)	Engineer: Kevin Ker
Probe: BBHA9120D_1-18GHz	Polarity: Horizontal
EUT: AC220m Wi-Fi module OD US	Power: AC 120V/60Hz
Test Mode: Transmit by 802.11g at channel 2412MHz Ant 0	

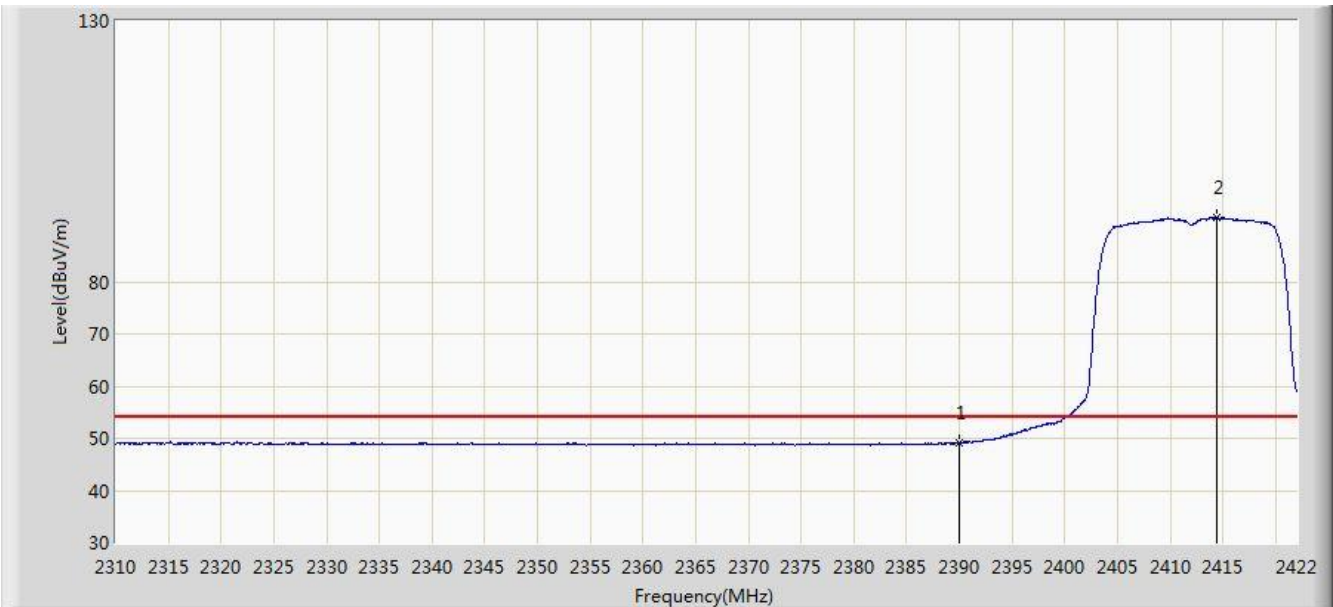


No	Flag	Mark	Frequency (MHz)	Measure Level (dBuV/m)	Reading Level (dBuV)	Margin (dB)	Limit (dBuV/m)	Factor (dB)	Type
1			2352.392	63.077	30.434	-10.923	74.000	32.642	PK
2			2390.000	61.250	28.675	-12.750	74.000	32.575	PK
3		*	2406.880	103.420	70.866	N/A	N/A	32.553	PK

Note: Measure Level (dB $\mu$ V/m) = Reading Level (dB $\mu$ V) + Factor (dB)

Factor (dB) = Cable Loss (dB) + Antenna Factor (dB/m)

Site: AC1	Time: 2018/03/20 - 22:10
Limit: FCC_Part15.209_RE(3m)	Engineer: Kevin Ker
Probe: BBHA9120D_1-18GHz	Polarity: Horizontal
EUT: AC220m Wi-Fi module OD US	Power: AC 120V/60Hz
Test Mode: Transmit by 802.11g at channel 2412MHz Ant 0	

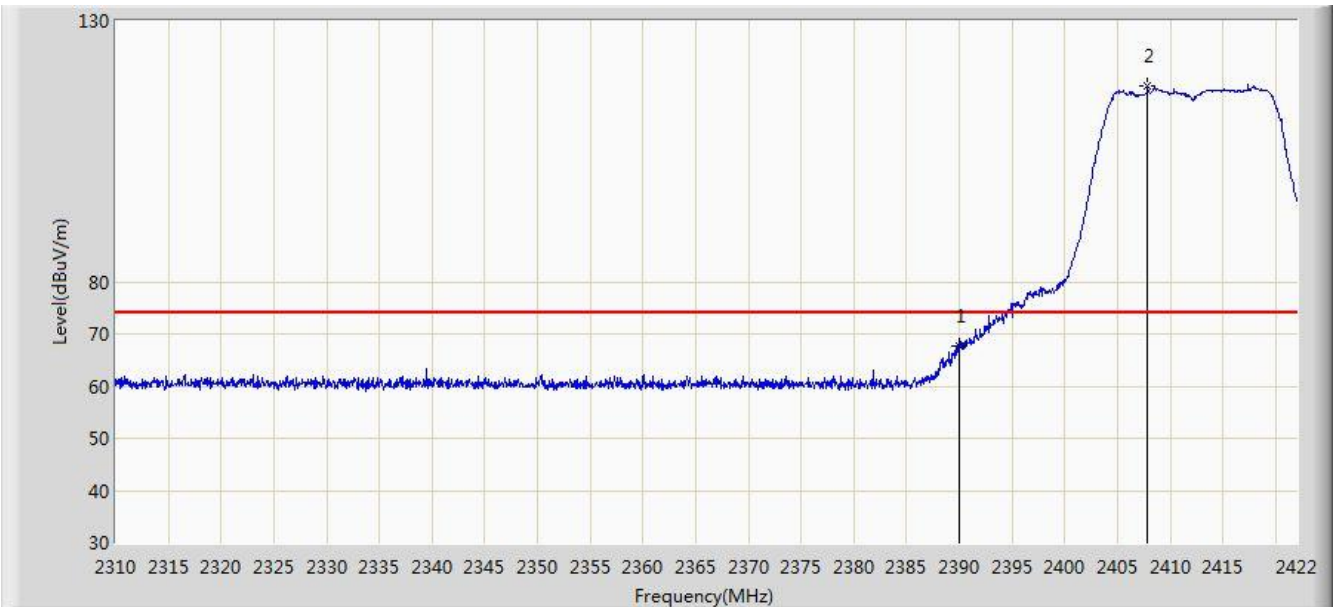


No	Flag	Mark	Frequency (MHz)	Measure Level (dBuV/m)	Reading Level (dBuV)	Margin (dB)	Limit (dBuV/m)	Factor (dB)	Type
1			2390.000	49.026	16.451	-4.974	54.000	32.575	AV
2		*	2414.440	92.333	59.788	N/A	N/A	32.544	AV

Note: Measure Level (dBuV/m) = Reading Level (dBuV) + Factor (dB)

Factor (dB) = Cable Loss (dB) + Antenna Factor (dB/m)

Site: AC1	Time: 2018/03/20 - 22:07
Limit: FCC_Part15.209_RE(3m)	Engineer: Kevin Ker
Probe: BBHA9120D_1-18GHz	Polarity: Vertical
EUT: AC220m Wi-Fi module OD US	Power: AC 120V/60Hz
Test Mode: Transmit by 802.11g at channel 2412MHz Ant 0	

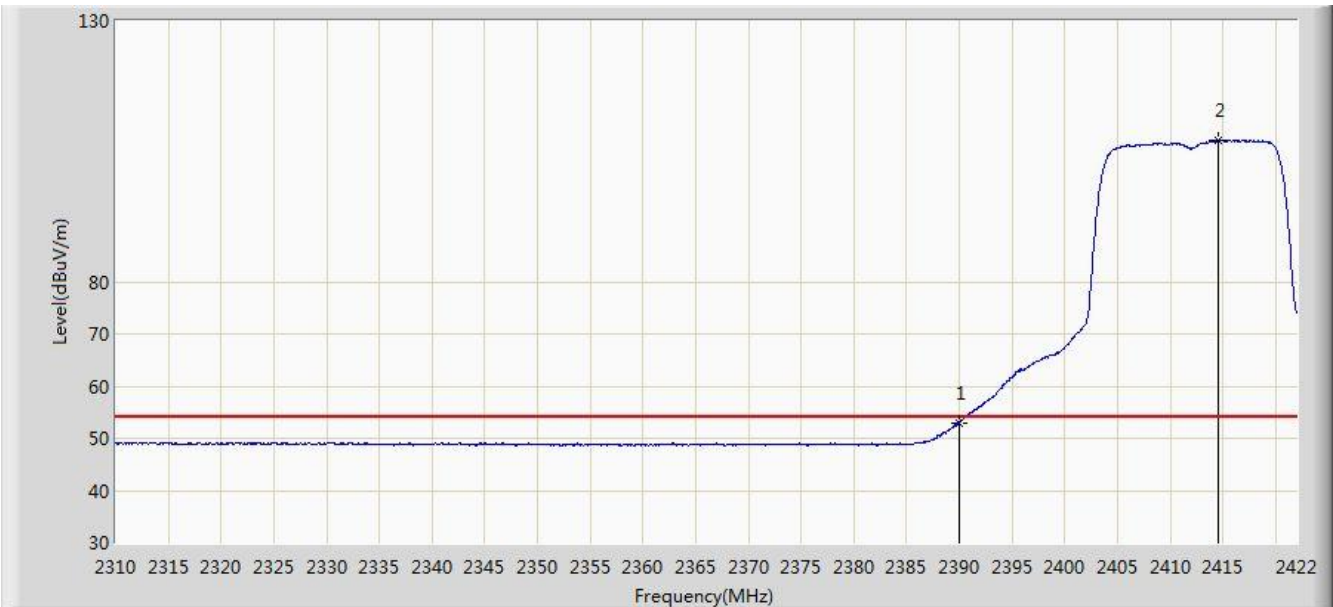


No	Flag	Mark	Frequency (MHz)	Measure Level (dBuV/m)	Reading Level (dBuV)	Margin (dB)	Limit (dBuV/m)	Factor (dB)	Type
1			2390.000	67.626	35.051	-6.374	74.000	32.575	PK
2		*	2407.888	117.451	84.898	N/A	N/A	32.553	PK

Note: Measure Level (dB $\mu$ V/m) = Reading Level (dB $\mu$ V) + Factor (dB)

Factor (dB) = Cable Loss (dB) + Antenna Factor (dB/m)

Site: AC1	Time: 2018/03/20 - 22:06
Limit: FCC_Part15.209_RE(3m)	Engineer: Kevin Ker
Probe: BBHA9120D_1-18GHz	Polarity: Vertical
EUT: AC220m Wi-Fi module OD US	Power: AC 120V/60Hz
Test Mode: Transmit by 802.11g at channel 2412MHz Ant 0	

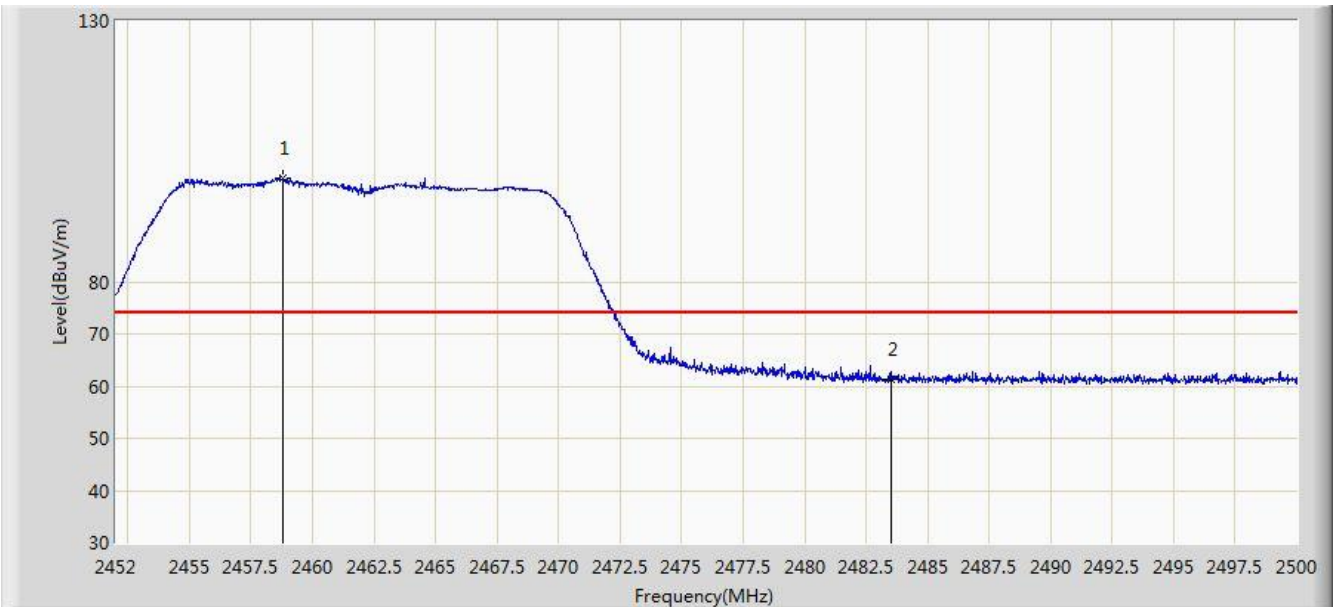


No	Flag	Mark	Frequency (MHz)	Measure Level (dBuV/m)	Reading Level (dBuV)	Margin (dB)	Limit (dBuV/m)	Factor (dB)	Type
1			2390.000	53.031	20.456	-0.969	54.000	32.575	AV
2		*	2414.552	107.206	74.662	N/A	N/A	32.545	AV

Note: Measure Level (dB $\mu$ V/m) = Reading Level (dB $\mu$ V) + Factor (dB)

Factor (dB) = Cable Loss (dB) + Antenna Factor (dB/m)

Site: AC1	Time: 2018/03/20 - 22:33
Limit: FCC_Part15.209_RE(3m)	Engineer: Kevin Ker
Probe: BBHA9120D_1-18GHz	Polarity: Horizontal
EUT: AC220m Wi-Fi module OD US	Power: AC 120V/60Hz
Test Mode: Transmit by 802.11g at channel 2462MHz Ant 0	

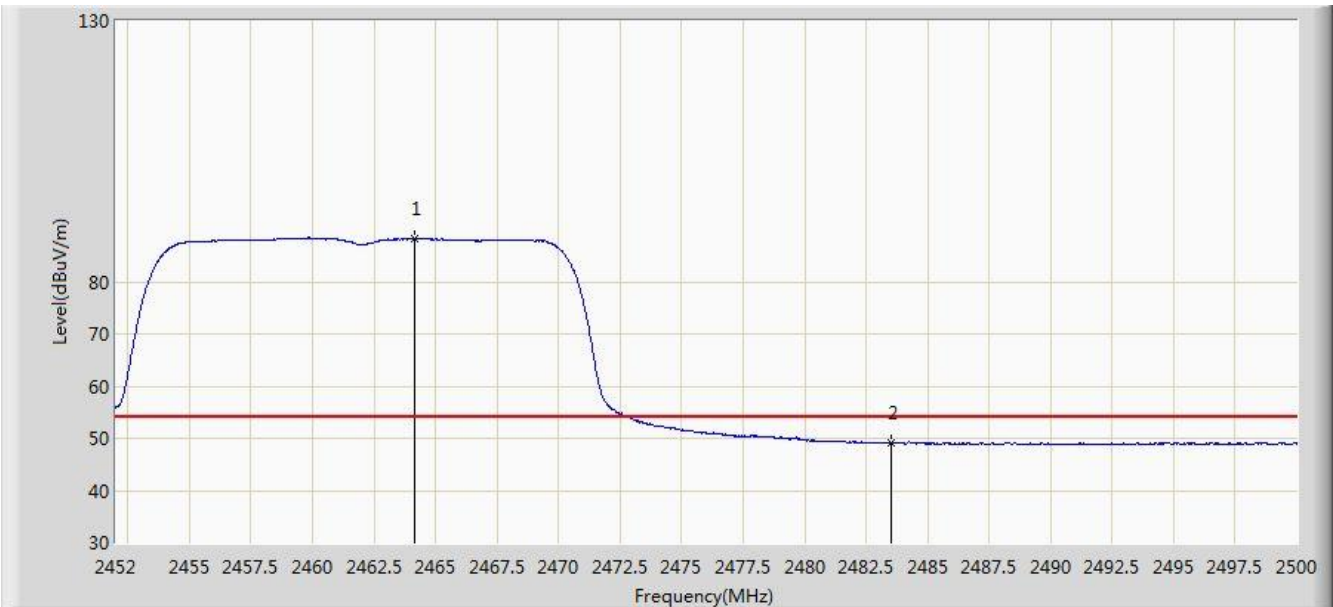


No	Flag	Mark	Frequency (MHz)	Measure Level (dBuV/m)	Reading Level (dBuV)	Margin (dB)	Limit (dBuV/m)	Factor (dB)	Type
1		*	2458.792	99.779	67.246	N/A	N/A	32.533	PK
2			2483.500	61.309	28.713	-12.691	74.000	32.596	PK

Note: Measure Level (dBuV/m) = Reading Level (dBuV) + Factor (dB)

Factor (dB) = Cable Loss (dB) + Antenna Factor (dB/m)

Site: AC1	Time: 2018/03/20 - 22:34
Limit: FCC_Part15.209_RE(3m)	Engineer: Kevin Ker
Probe: BBHA9120D_1-18GHz	Polarity: Horizontal
EUT: AC220m Wi-Fi module OD US	Power: AC 120V/60Hz
Test Mode: Transmit by 802.11g at channel 2462MHz Ant 0	



No	Flag	Mark	Frequency (MHz)	Measure Level (dBuV/m)	Reading Level (dBuV)	Margin (dB)	Limit (dBuV/m)	Factor (dB)	Type
1		*	2464.168	88.266	55.721	N/A	N/A	32.545	AV
2			2483.500	49.126	16.530	-4.874	54.000	32.596	AV

Note: Measure Level (dB $\mu$ V/m) = Reading Level (dB $\mu$ V) + Factor (dB)

Factor (dB) = Cable Loss (dB) + Antenna Factor (dB/m)



Site: AC1	Time: 2018/03/20 - 22:32
Limit: FCC_Part15.209_RE(3m)	Engineer: Kevin Ker
Probe: BBHA9120D_1-18GHz	Polarity: Vertical
EUT: AC220m Wi-Fi module OD US	Power: AC 120V/60Hz
Test Mode: Transmit by 802.11g at channel 2462MHz Ant 0	

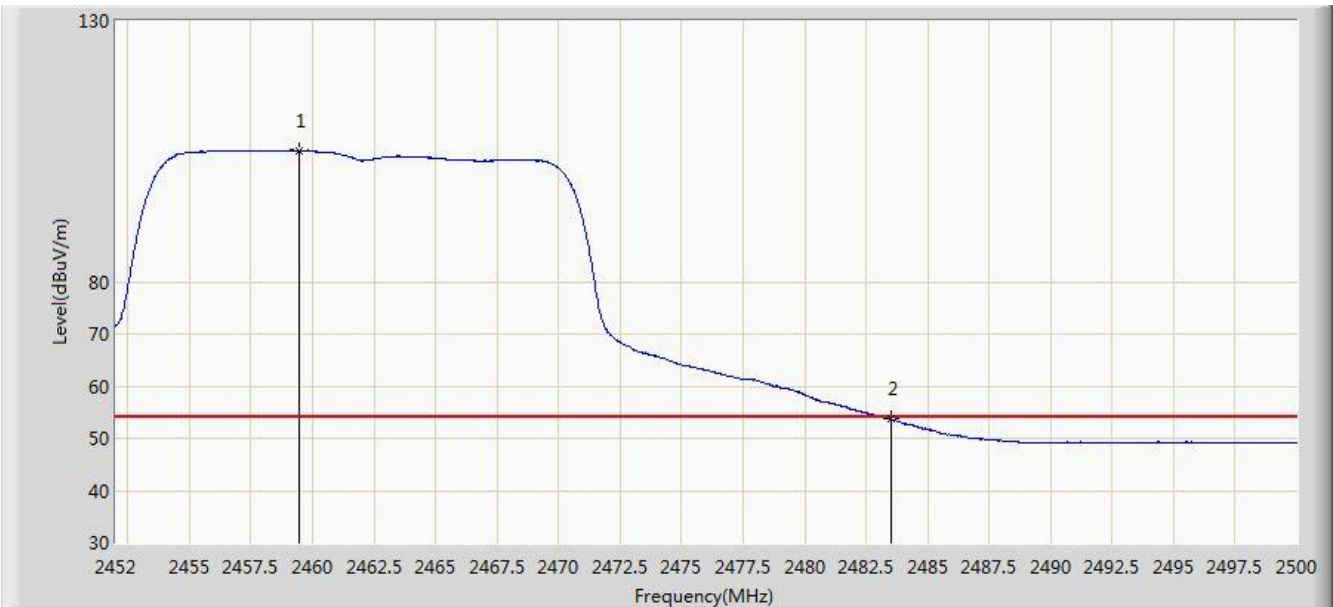


No	Flag	Mark	Frequency (MHz)	Measure Level (dBuV/m)	Reading Level (dBuV)	Margin (dB)	Limit (dBuV/m)	Factor (dB)	Type
1		*	2457.952	116.167	83.636	N/A	N/A	32.532	PK
2			2483.500	67.869	35.273	-6.131	74.000	32.596	PK

Note: Measure Level (dB $\mu$ V/m) = Reading Level (dB $\mu$ V) + Factor (dB)

Factor (dB) = Cable Loss (dB) + Antenna Factor (dB/m)

Site: AC1	Time: 2018/03/20 - 22:30
Limit: FCC_Part15.209_RE(3m)	Engineer: Kevin Ker
Probe: BBHA9120D_1-18GHz	Polarity: Vertical
EUT: AC220m Wi-Fi module OD US	Power: AC 120V/60Hz
Test Mode: Transmit by 802.11g at channel 2462MHz Ant 0	

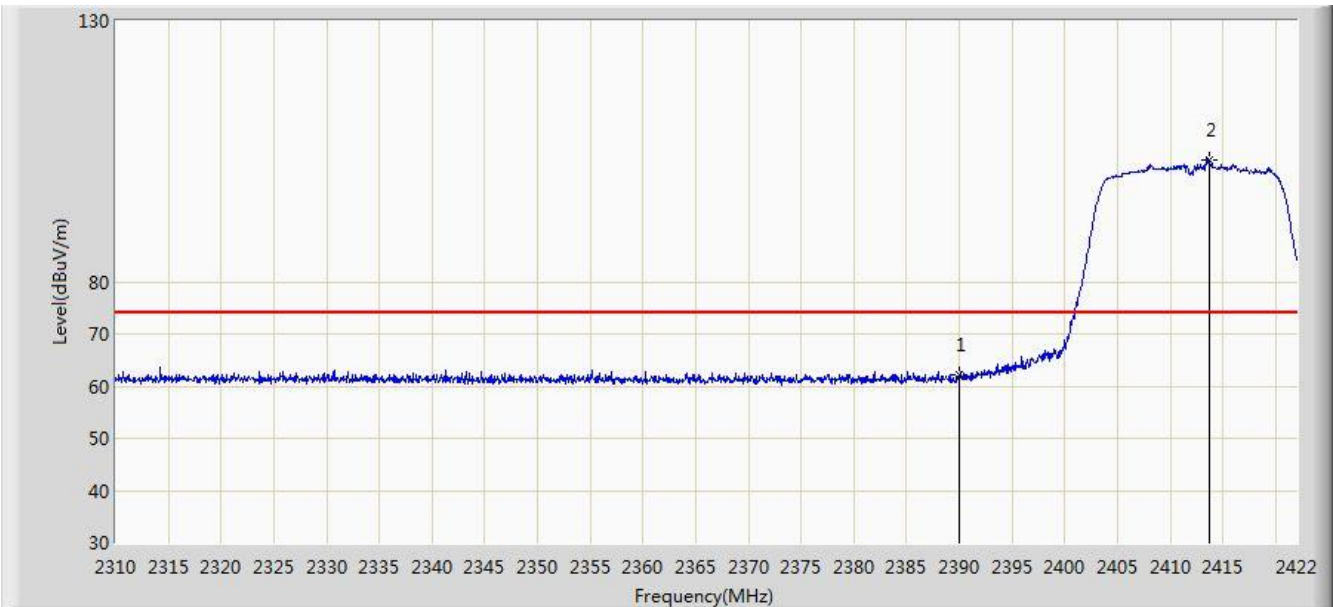


No	Flag	Mark	Frequency (MHz)	Measure Level (dBuV/m)	Reading Level (dBuV)	Margin (dB)	Limit (dBuV/m)	Factor (dB)	Type
1		*	2459.440	105.106	72.571	N/A	N/A	32.535	AV
2			2483.500	53.624	21.028	-0.376	54.000	32.596	AV

Note: Measure Level (dBuV/m) = Reading Level (dBuV) + Factor (dB)

Factor (dB) = Cable Loss (dB) + Antenna Factor (dB/m)

Site: AC1	Time: 2018/03/20 - 22:53
Limit: FCC_Part15.209_RE(3m)	Engineer: Kevin Ker
Probe: BBHA9120D_1-18GHz	Polarity: Horizontal
EUT: AC220m Wi-Fi module OD US	Power: AC 120V/60Hz
Test Mode: Transmit by 802.11n-HT20 at channel 2412MHz Ant 0	

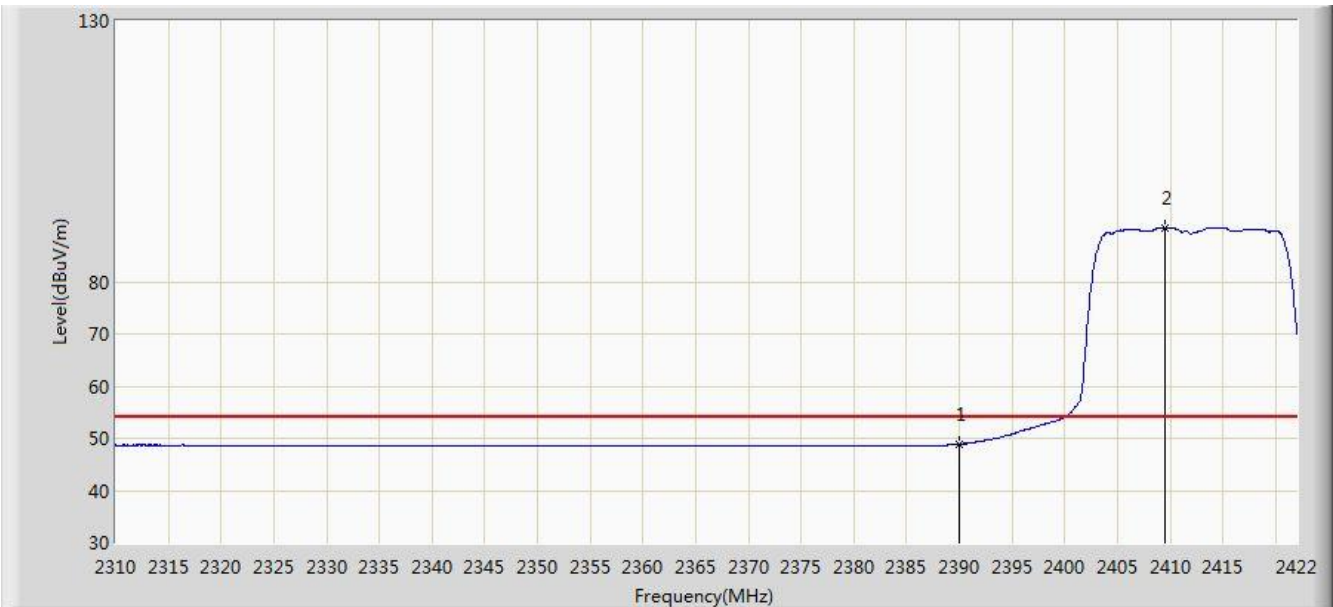


No	Flag	Mark	Frequency (MHz)	Measure Level (dBuV/m)	Reading Level (dBuV)	Margin (dB)	Limit (dBuV/m)	Factor (dB)	Type
1			2390.000	62.191	29.616	-11.809	74.000	32.575	PK
2		*	2413.712	103.467	70.921	N/A	N/A	32.546	PK

Note: Measure Level (dBuV/m) = Reading Level (dBuV) + Factor (dB)

Factor (dB) = Cable Loss (dB) + Antenna Factor (dB/m)

Site: AC1	Time: 2018/03/20 - 22:54
Limit: FCC_Part15.209_RE(3m)	Engineer: Kevin Ker
Probe: BBHA9120D_1-18GHz	Polarity: Horizontal
EUT: AC220m Wi-Fi module OD US	Power: AC 120V/60Hz
Test Mode: Transmit by 802.11n-HT20 at channel 2412MHz Ant 0	

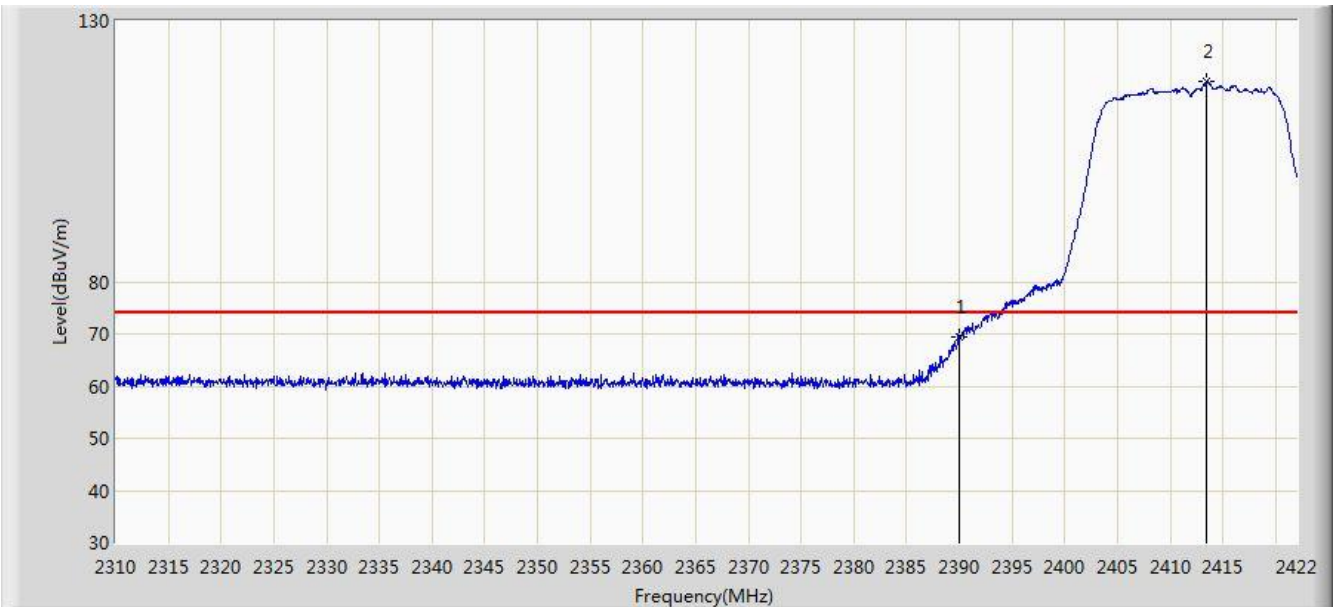


No	Flag	Mark	Frequency (MHz)	Measure Level (dBuV/m)	Reading Level (dBuV)	Margin (dB)	Limit (dBuV/m)	Factor (dB)	Type
1			2390.000	48.922	16.347	-5.078	54.000	32.575	AV
2		*	2409.568	90.250	57.699	N/A	N/A	32.551	AV

Note: Measure Level (dB $\mu$ V/m) = Reading Level (dB $\mu$ V) + Factor (dB)

Factor (dB) = Cable Loss (dB) + Antenna Factor (dB/m)

Site: AC1	Time: 2018/03/20 - 22:53
Limit: FCC_Part15.209_RE(3m)	Engineer: Kevin Ker
Probe: BBHA9120D_1-18GHz	Polarity: Vertical
EUT: AC220m Wi-Fi module OD US	Power: AC 120V/60Hz
Test Mode: Transmit by 802.11n-HT20 at channel 2412MHz Ant 0	

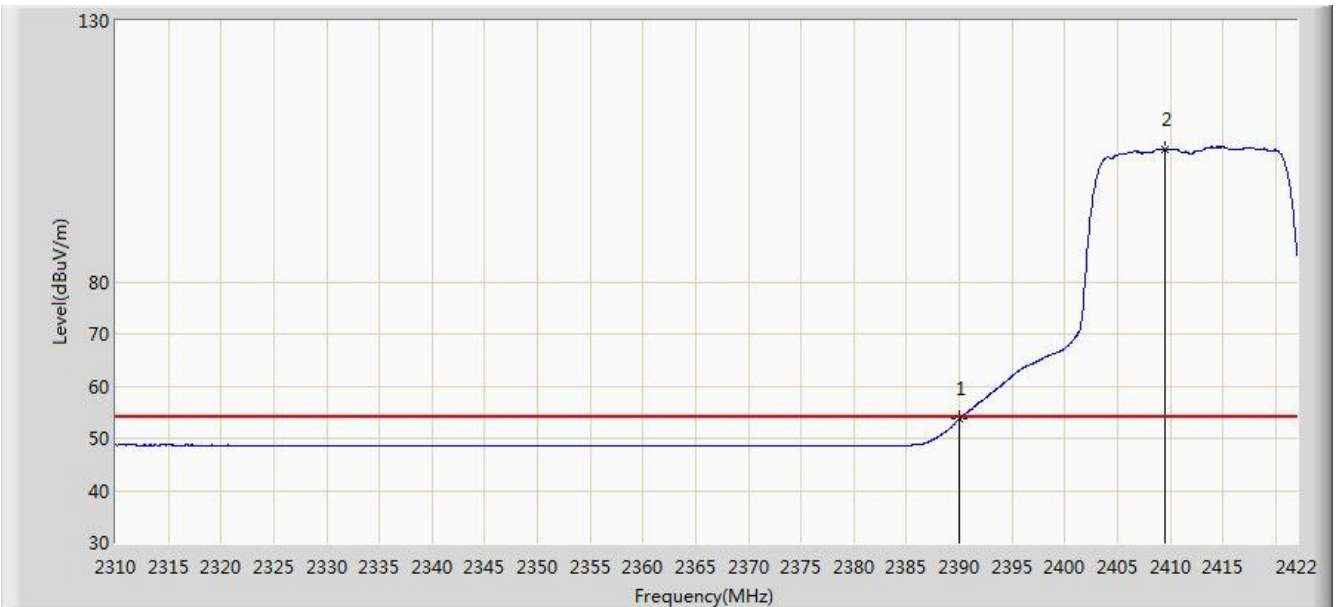


No	Flag	Mark	Frequency (MHz)	Measure Level (dBuV/m)	Reading Level (dBuV)	Margin (dB)	Limit (dBuV/m)	Factor (dB)	Type
1			2390.000	69.390	36.815	-4.610	74.000	32.575	PK
2		*	2413.488	118.407	85.861	N/A	N/A	32.545	PK

Note: Measure Level (dB $\mu$ V/m) = Reading Level (dB $\mu$ V) + Factor (dB)

Factor (dB) = Cable Loss (dB) + Antenna Factor (dB/m)

Site: AC1	Time: 2018/03/20 - 22:52
Limit: FCC_Part15.209_RE(3m)	Engineer: Kevin Ker
Probe: BBHA9120D_1-18GHz	Polarity: Vertical
EUT: AC220m Wi-Fi module OD US	Power: AC 120V/60Hz
Test Mode: Transmit by 802.11n-HT20 at channel 2412MHz Ant 0	

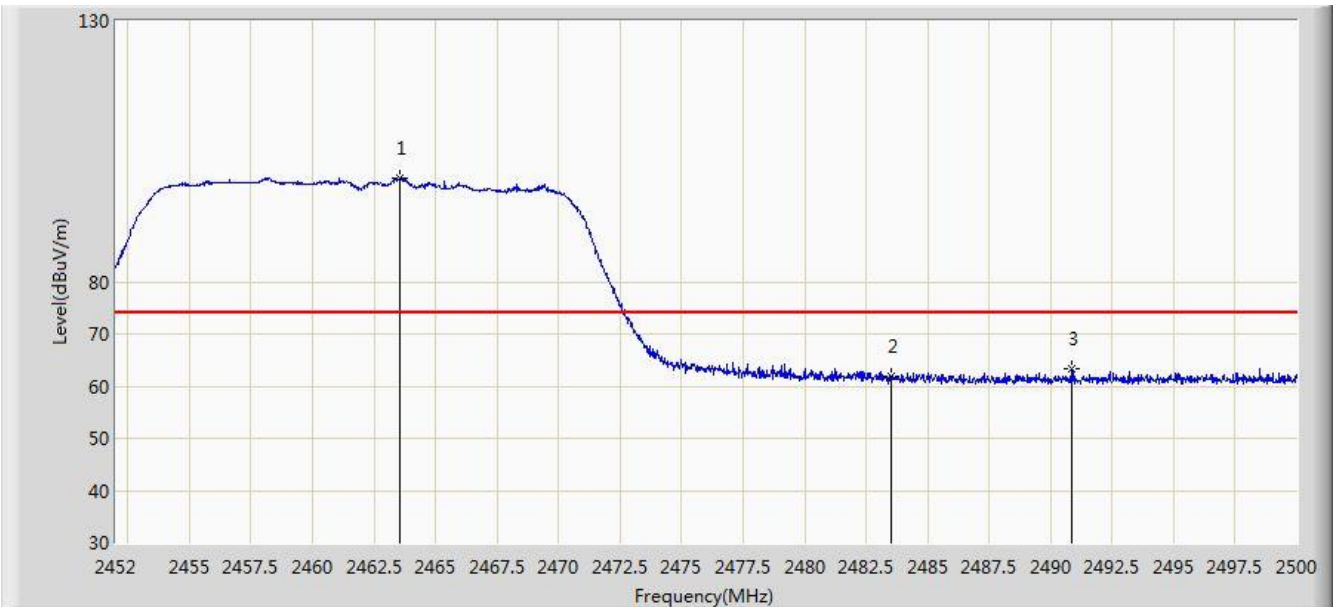


No	Flag	Mark	Frequency (MHz)	Measure Level (dBuV/m)	Reading Level (dBuV)	Margin (dB)	Limit (dBuV/m)	Factor (dB)	Type
1			2390.000	53.728	21.153	-0.272	54.000	32.575	AV
2		*	2409.568	105.388	72.837	N/A	N/A	32.551	AV

Note: Measure Level (dB $\mu$ V/m) = Reading Level (dB $\mu$ V) + Factor (dB)

Factor (dB) = Cable Loss (dB) + Antenna Factor (dB/m)

Site: AC1	Time: 2018/03/20 - 23:12
Limit: FCC_Part15.209_RE(3m)	Engineer: Kevin Ker
Probe: BBHA9120D_1-18GHz	Polarity: Horizontal
EUT: AC220m Wi-Fi module OD US	Power: AC 120V/60Hz
Test Mode: Transmit by 802.11n-HT20 at channel 2462MHz Ant 0	

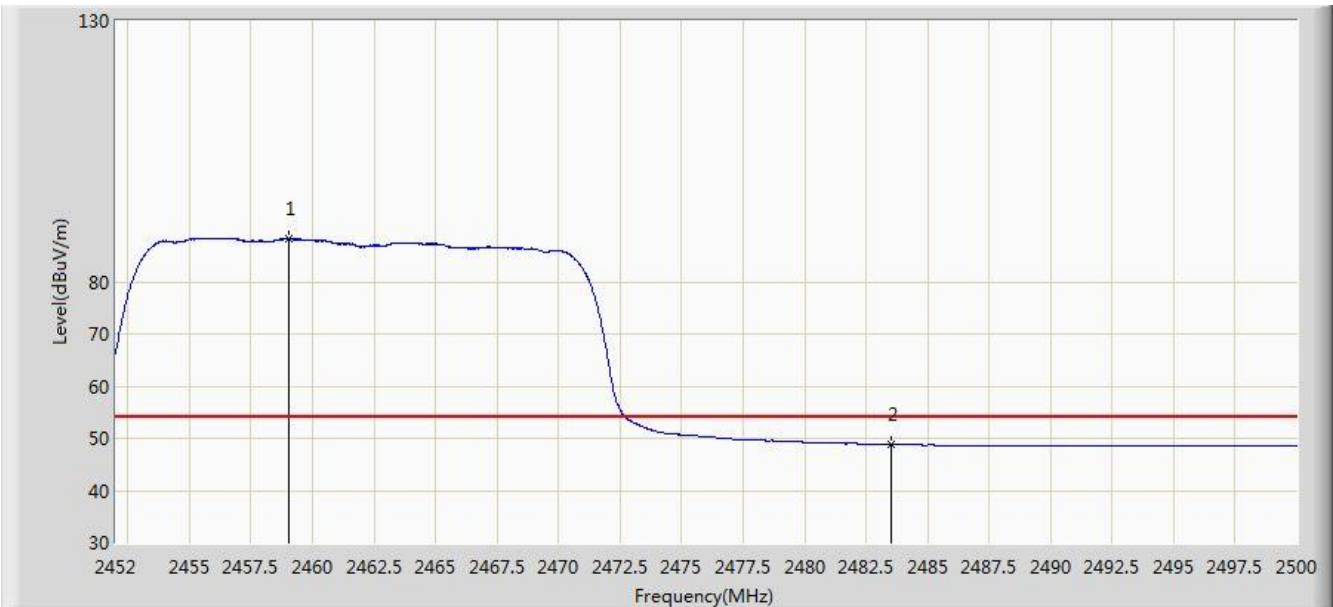


No	Flag	Mark	Frequency (MHz)	Measure Level (dBuV/m)	Reading Level (dBuV)	Margin (dB)	Limit (dBuV/m)	Factor (dB)	Type
1		*	2463.544	99.909	67.366	N/A	N/A	32.543	PK
2			2483.500	61.782	29.186	-12.218	74.000	32.596	PK
3			2490.832	63.191	30.577	-10.809	74.000	32.614	PK

Note: Measure Level (dB $\mu$ V/m) = Reading Level (dB $\mu$ V) + Factor (dB)

Factor (dB) = Cable Loss (dB) + Antenna Factor (dB/m)

Site: AC1	Time: 2018/03/20 - 23:13
Limit: FCC_Part15.209_RE(3m)	Engineer: Kevin Ker
Probe: BBHA9120D_1-18GHz	Polarity: Horizontal
EUT: AC220m Wi-Fi module OD US	Power: AC 120V/60Hz
Test Mode: Transmit by 802.11n-HT20 at channel 2462MHz Ant 0	



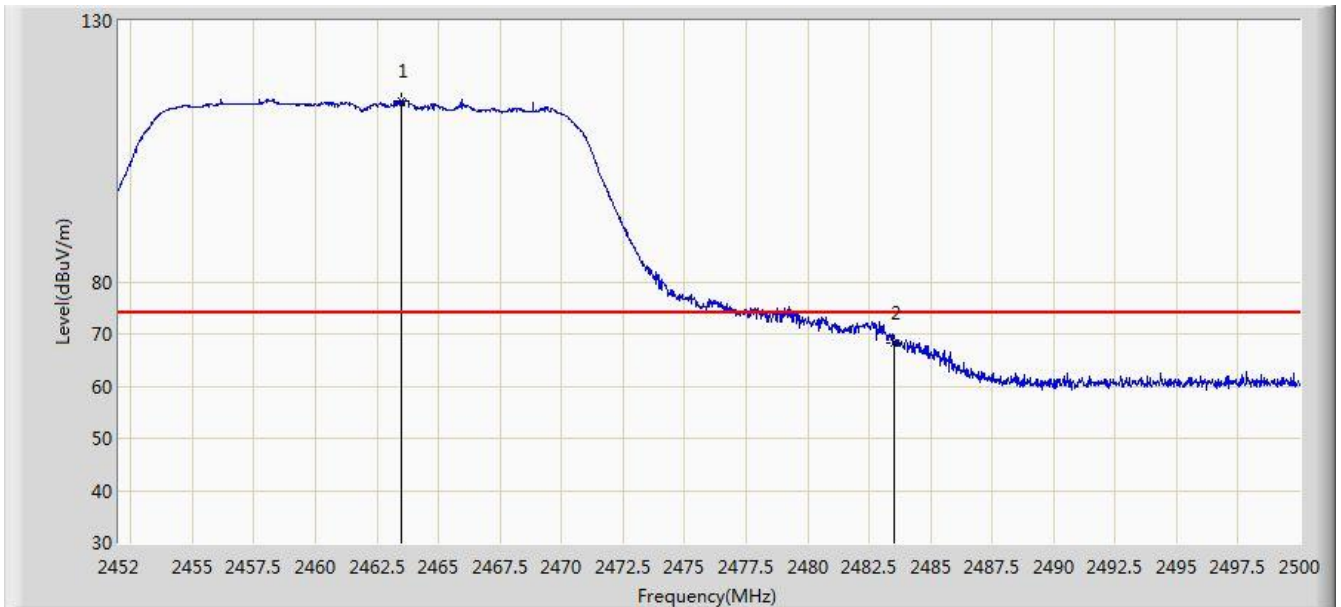
No	Flag	Mark	Frequency (MHz)	Measure Level (dBuV/m)	Reading Level (dBuV)	Margin (dB)	Limit (dBuV/m)	Factor (dB)	Type
1		*	2459.056	88.253	55.719	N/A	N/A	32.534	AV
2			2483.500	48.803	16.207	-5.197	54.000	32.596	AV

Note: Measure Level (dB $\mu$ V/m) = Reading Level (dB $\mu$ V) + Factor (dB)

Factor (dB) = Cable Loss (dB) + Antenna Factor (dB/m)



Site: AC1	Time: 2018/03/20 - 23:12
Limit: FCC_Part15.209_RE(3m)	Engineer: Kevin Ker
Probe: BBHA9120D_1-18GHz	Polarity: Vertical
EUT: AC220m Wi-Fi module OD US	Power: AC 120V/60Hz
Test Mode: Transmit by 802.11n-HT20 at channel 2462MHz Ant 0	

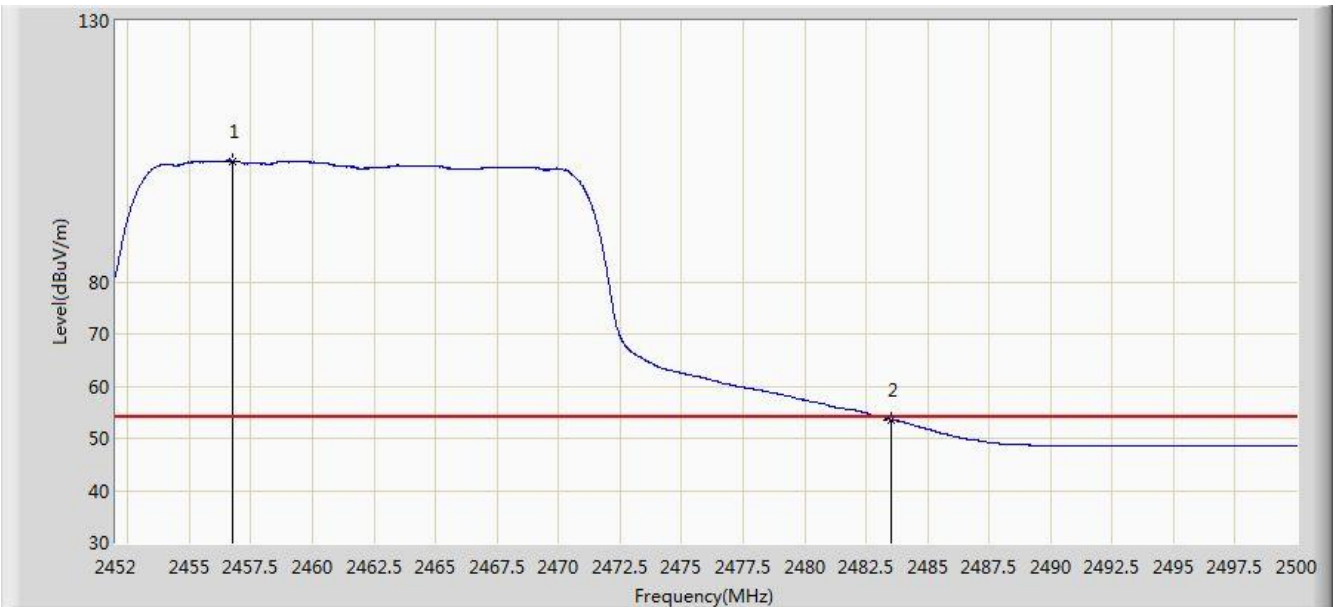


No	Flag	Mark	Frequency (MHz)	Measure Level (dBuV/m)	Reading Level (dBuV)	Margin (dB)	Limit (dBuV/m)	Factor (dB)	Type
1		*	2463.472	114.758	82.215	N/A	N/A	32.543	PK
2			2483.500	68.372	35.776	-5.628	74.000	32.596	PK

Note: Measure Level (dBuV/m) = Reading Level (dBuV) + Factor (dB)

Factor (dB) = Cable Loss (dB) + Antenna Factor (dB/m)

Site: AC1	Time: 2018/03/20 - 23:11
Limit: FCC_Part15.209_RE(3m)	Engineer: Kevin Ker
Probe: BBHA9120D_1-18GHz	Polarity: Vertical
EUT: AC220m Wi-Fi module OD US	Power: AC 120V/60Hz
Test Mode: Transmit by 802.11n-HT20 at channel 2462MHz Ant 0	

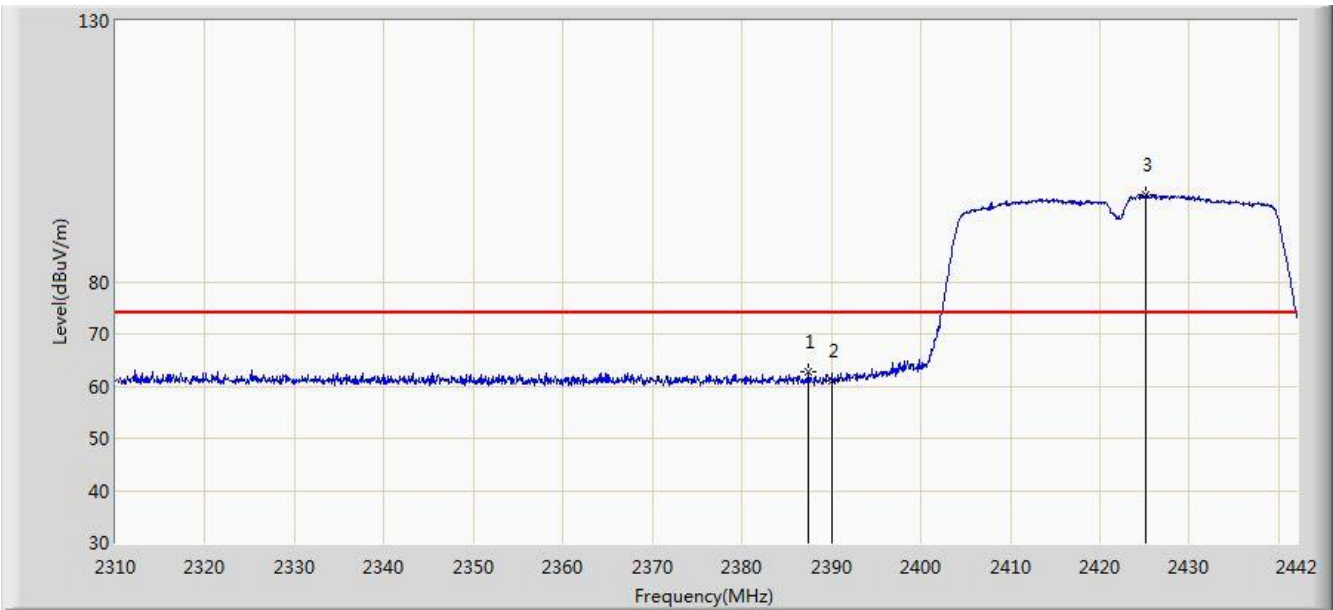


No	Flag	Mark	Frequency (MHz)	Measure Level (dBuV/m)	Reading Level (dBuV)	Margin (dB)	Limit (dBuV/m)	Factor (dB)	Type
1		*	2456.752	103.168	70.639	N/A	N/A	32.529	AV
2			2483.500	53.619	21.023	-0.381	54.000	32.596	AV

Note: Measure Level (dBuV/m) = Reading Level (dBuV) + Factor (dB)

Factor (dB) = Cable Loss (dB) + Antenna Factor (dB/m)

Site: AC1	Time: 2018/03/20 - 23:37
Limit: FCC_Part15.209_RE(3m)	Engineer: Kevin Ker
Probe: BBHA9120D_1-18GHz	Polarity: Horizontal
EUT: AC220m Wi-Fi module OD US	Power: AC 120V/60Hz
Test Mode: Transmit by 802.11n-HT40 at channel 2422MHz Ant 0	

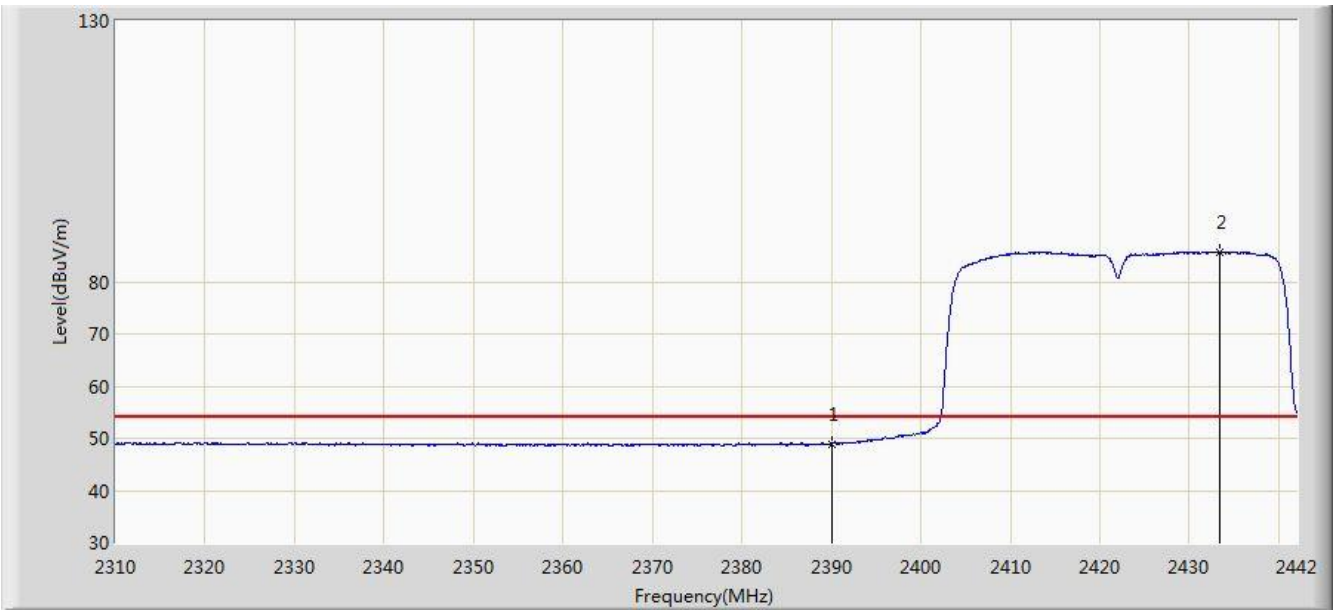


No	Flag	Mark	Frequency (MHz)	Measure Level (dBuV/m)	Reading Level (dBuV)	Margin (dB)	Limit (dBuV/m)	Factor (dB)	Type
1			2387.484	62.739	30.160	-11.261	74.000	32.579	PK
2			2390.000	61.050	28.475	-12.950	74.000	32.575	PK
3		*	2425.170	96.621	64.091	N/A	N/A	32.530	PK

Note: Measure Level (dB $\mu$ V/m) = Reading Level (dB $\mu$ V) + Factor (dB)

Factor (dB) = Cable Loss (dB) + Antenna Factor (dB/m)

Site: AC1	Time: 2018/03/20 - 23:38
Limit: FCC_Part15.209_RE(3m)	Engineer: Kevin Ker
Probe: BBHA9120D_1-18GHz	Polarity: Horizontal
EUT: AC220m Wi-Fi module OD US	Power: AC 120V/60Hz
Test Mode: Transmit by 802.11n-HT40 at channel 2422MHz Ant 0	

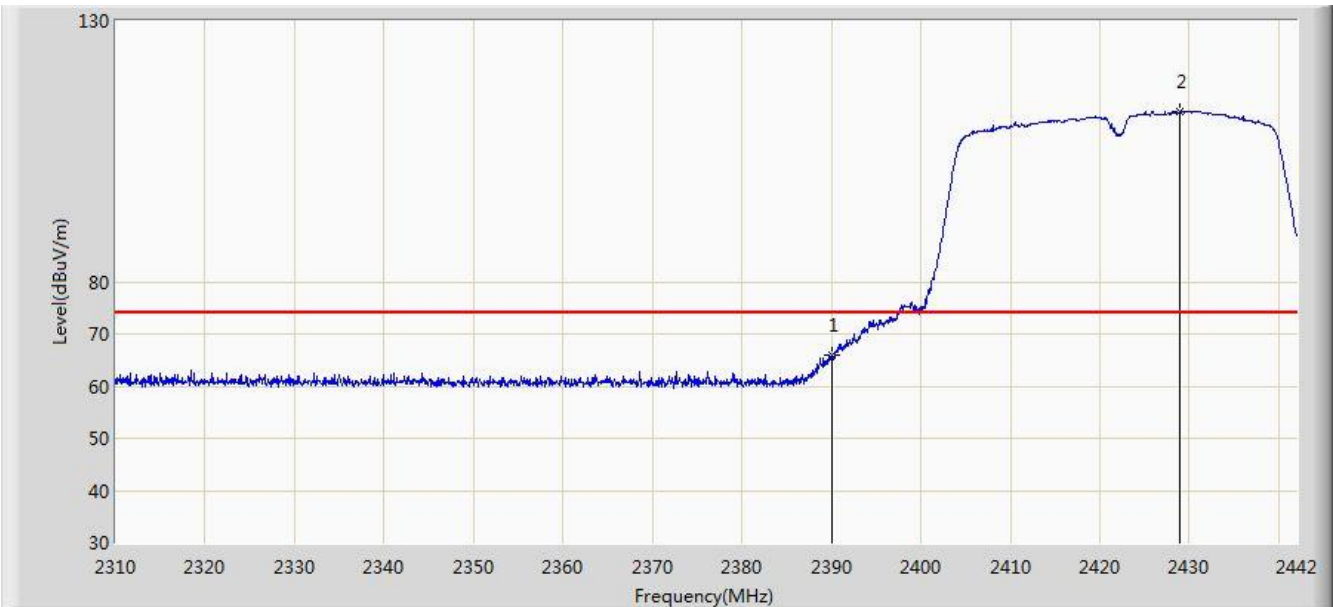


No	Flag	Mark	Frequency (MHz)	Measure Level (dBuV/m)	Reading Level (dBuV)	Margin (dB)	Limit (dBuV/m)	Factor (dB)	Type
1			2390.000	48.968	16.393	-5.032	54.000	32.575	AV
2		*	2433.354	85.769	53.249	N/A	N/A	32.520	AV

Note: Measure Level (dB $\mu$ V/m) = Reading Level (dB $\mu$ V) + Factor (dB)

Factor (dB) = Cable Loss (dB) + Antenna Factor (dB/m)

Site: AC1	Time: 2018/03/20 - 23:36
Limit: FCC_Part15.209_RE(3m)	Engineer: Kevin Ker
Probe: BBHA9120D_1-18GHz	Polarity: Vertical
EUT: AC220m Wi-Fi module OD US	Power: AC 120V/60Hz
Test Mode: Transmit by 802.11n-HT40 at channel 2422MHz Ant 0	

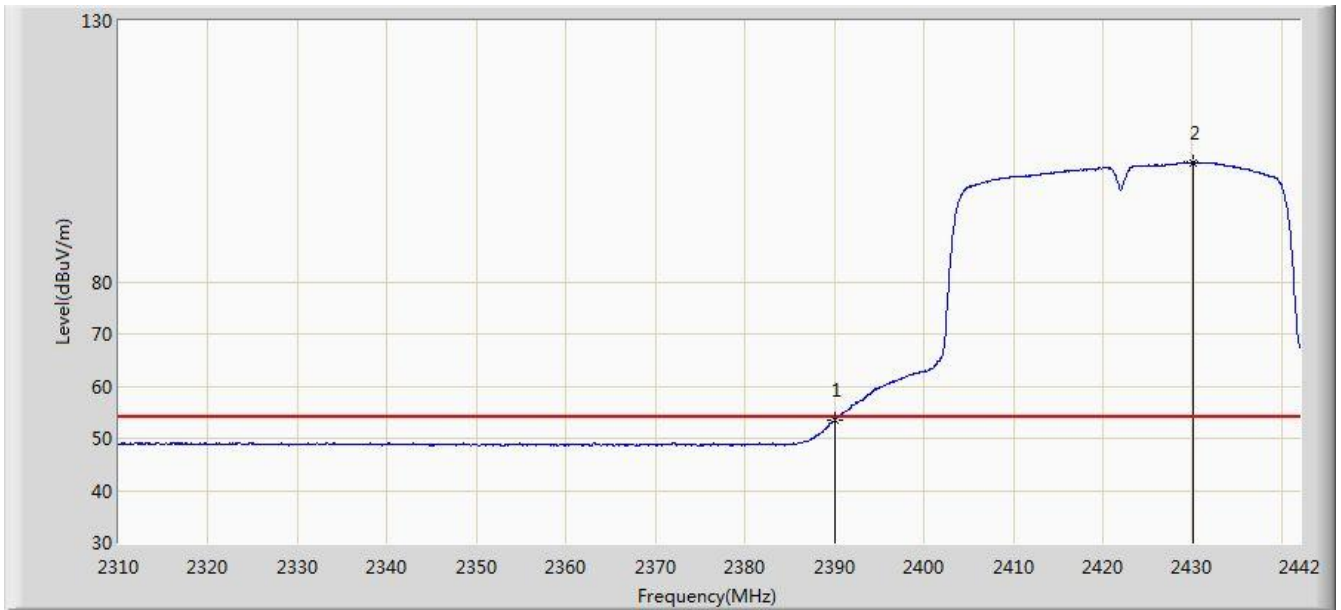


No	Flag	Mark	Frequency (MHz)	Measure Level (dBuV/m)	Reading Level (dBuV)	Margin (dB)	Limit (dBuV/m)	Factor (dB)	Type
1			2390.000	65.832	33.257	-8.168	74.000	32.575	PK
2		*	2428.998	112.468	79.943	N/A	N/A	32.525	PK

Note: Measure Level (dB $\mu$ V/m) = Reading Level (dB $\mu$ V) + Factor (dB)

Factor (dB) = Cable Loss (dB) + Antenna Factor (dB/m)

Site: AC1	Time: 2018/03/20 - 23:36
Limit: FCC_Part15.209_RE(3m)	Engineer: Kevin Ker
Probe: BBHA9120D_1-18GHz	Polarity: Vertical
EUT: AC220m Wi-Fi module OD US	Power: AC 120V/60Hz
Test Mode: Transmit by 802.11n-HT40 at channel 2422MHz Ant 0	

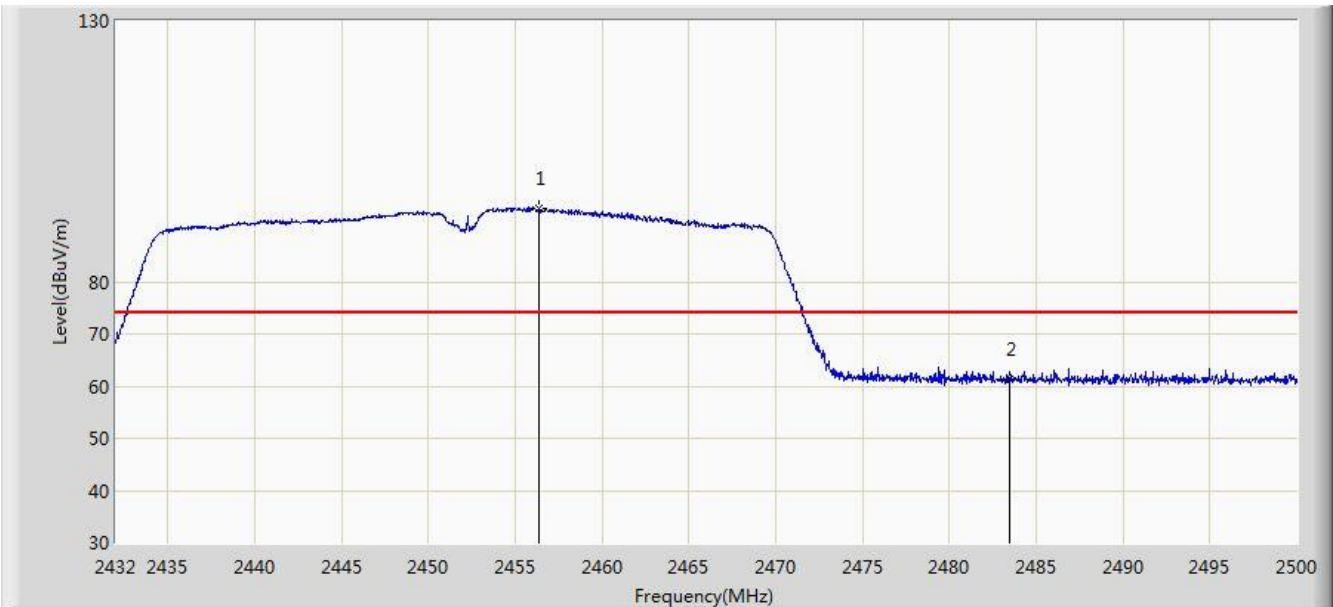


No	Flag	Mark	Frequency (MHz)	Measure Level (dBuV/m)	Reading Level (dBuV)	Margin (dB)	Limit (dBuV/m)	Factor (dB)	Type
1			2390.000	53.424	20.849	-0.576	54.000	32.575	AV
2		*	2430.054	102.862	70.338	N/A	N/A	32.524	AV

Note: Measure Level (dBμV/m) = Reading Level (dBμV) + Factor (dB)

Factor (dB) = Cable Loss (dB) + Antenna Factor (dB/m)

Site: AC1	Time: 2018/03/20 - 23:47
Limit: FCC_Part15.209_RE(3m)	Engineer: Kevin Ker
Probe: BBHA9120D_1-18GHz	Polarity: Horizontal
EUT: AC220m Wi-Fi module OD US	Power: AC 120V/60Hz
Test Mode: Transmit by 802.11n-HT40 at channel 2452MHz Ant 0	

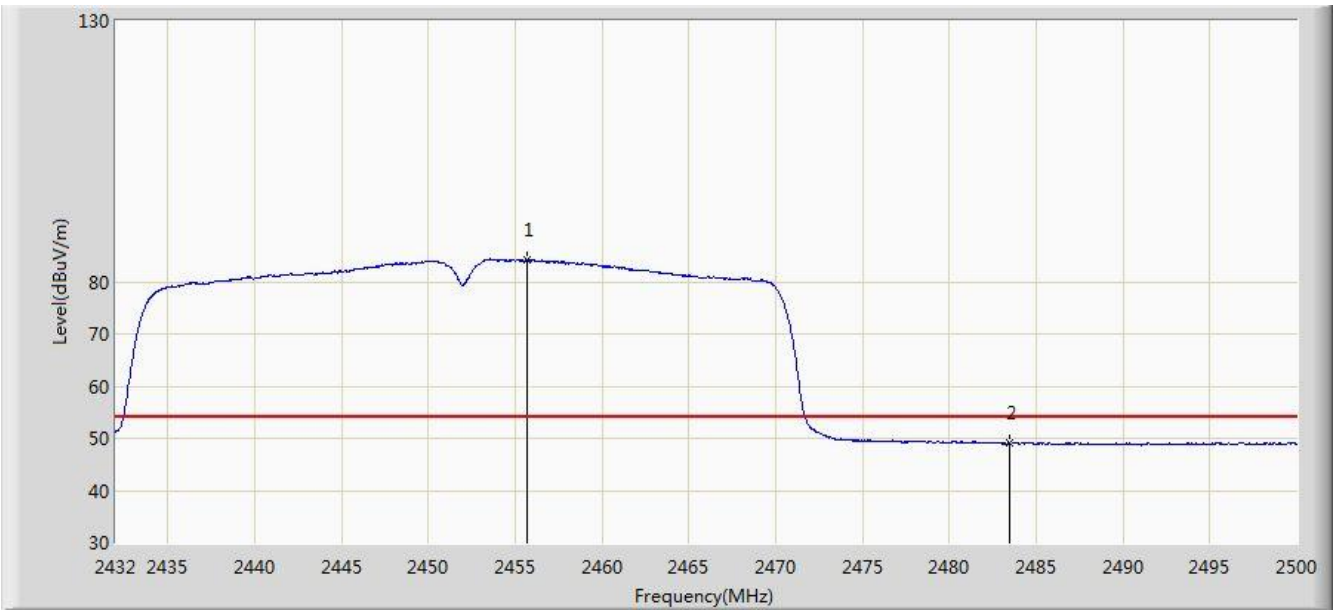


No	Flag	Mark	Frequency (MHz)	Measure Level (dBuV/m)	Reading Level (dBuV)	Margin (dB)	Limit (dBuV/m)	Factor (dB)	Type
1		*	2456.378	94.136	61.608	N/A	N/A	32.527	PK
2			2483.500	61.288	28.692	-12.712	74.000	32.596	PK

Note: Measure Level (dBuV/m) = Reading Level (dBuV) + Factor (dB)

Factor (dB) = Cable Loss (dB) + Antenna Factor (dB/m)

Site: AC1	Time: 2018/03/20 - 23:47
Limit: FCC_Part15.209_RE(3m)	Engineer: Kevin Ker
Probe: BBHA9120D_1-18GHz	Polarity: Horizontal
EUT: AC220m Wi-Fi module OD US	Power: AC 120V/60Hz
Test Mode: Transmit by 802.11n-HT40 at channel 2452MHz Ant 0	



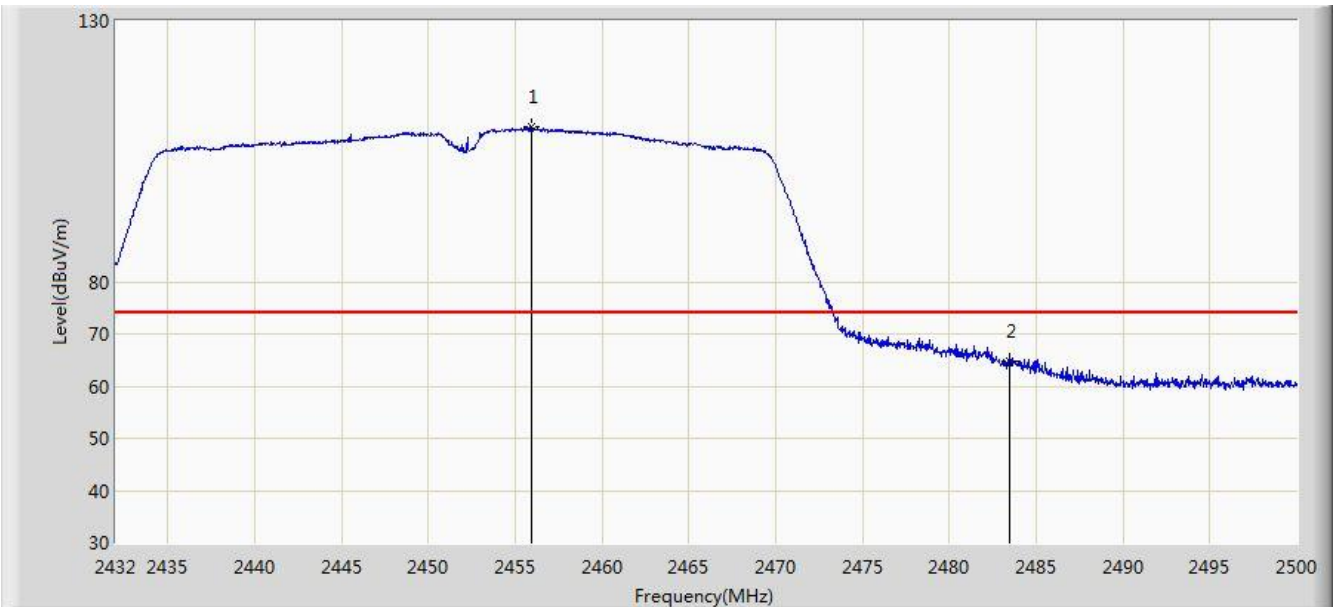
No	Flag	Mark	Frequency (MHz)	Measure Level (dBuV/m)	Reading Level (dBuV)	Margin (dB)	Limit (dBuV/m)	Factor (dB)	Type
1		*	2455.698	84.270	51.744	N/A	N/A	32.526	AV
2			2483.500	48.990	16.394	-5.010	54.000	32.596	AV

Note: Measure Level (dB $\mu$ V/m) = Reading Level (dB $\mu$ V) + Factor (dB)

Factor (dB) = Cable Loss (dB) + Antenna Factor (dB/m)



Site: AC1	Time: 2018/03/20 - 23:46
Limit: FCC_Part15.209_RE(3m)	Engineer: Kevin Ker
Probe: BBHA9120D_1-18GHz	Polarity: Vertical
EUT: AC220m Wi-Fi module OD US	Power: AC 120V/60Hz
Test Mode: Transmit by 802.11n-HT40 at channel 2452MHz Ant 0	

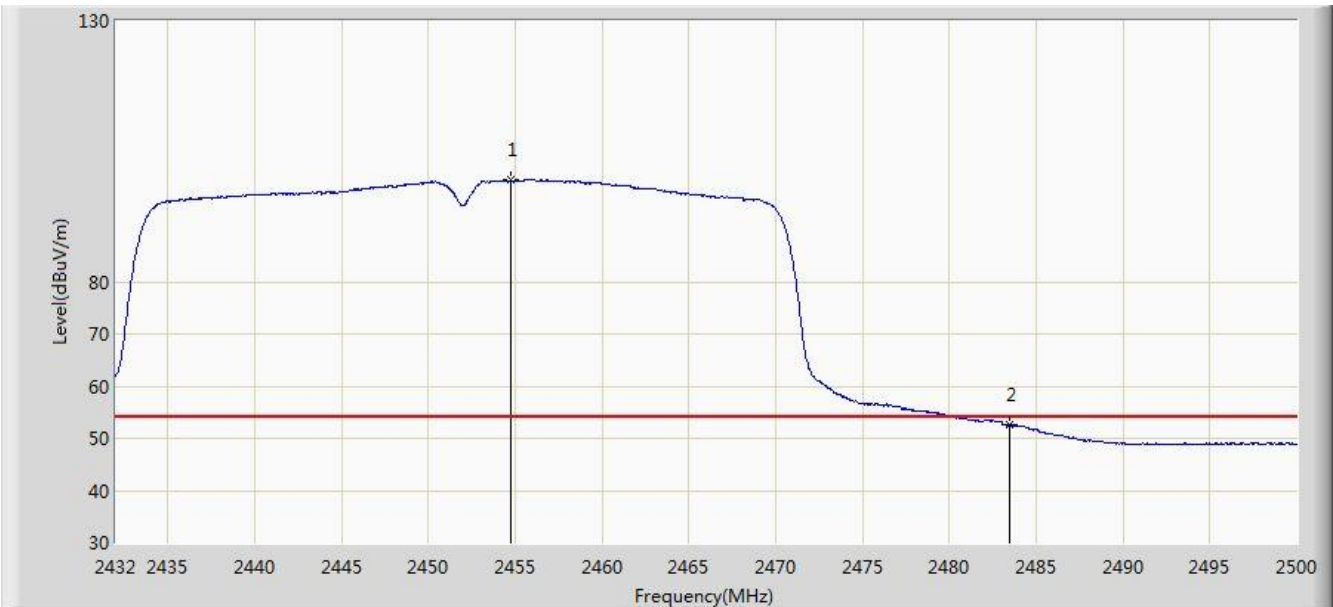


No	Flag	Mark	Frequency (MHz)	Measure Level (dBuV/m)	Reading Level (dBuV)	Margin (dB)	Limit (dBuV/m)	Factor (dB)	Type
1		*	2455.936	109.711	77.184	N/A	N/A	32.527	PK
2			2483.500	64.896	32.300	-9.104	74.000	32.596	PK

Note: Measure Level (dB $\mu$ V/m) = Reading Level (dB $\mu$ V) + Factor (dB)

Factor (dB) = Cable Loss (dB) + Antenna Factor (dB/m)

Site: AC1	Time: 2018/03/20 - 23:46
Limit: FCC_Part15.209_RE(3m)	Engineer: Kevin Ker
Probe: BBHA9120D_1-18GHz	Polarity: Vertical
EUT: AC220m Wi-Fi module OD US	Power: AC 120V/60Hz
Test Mode: Transmit by 802.11n-HT40 at channel 2452MHz Ant 0	

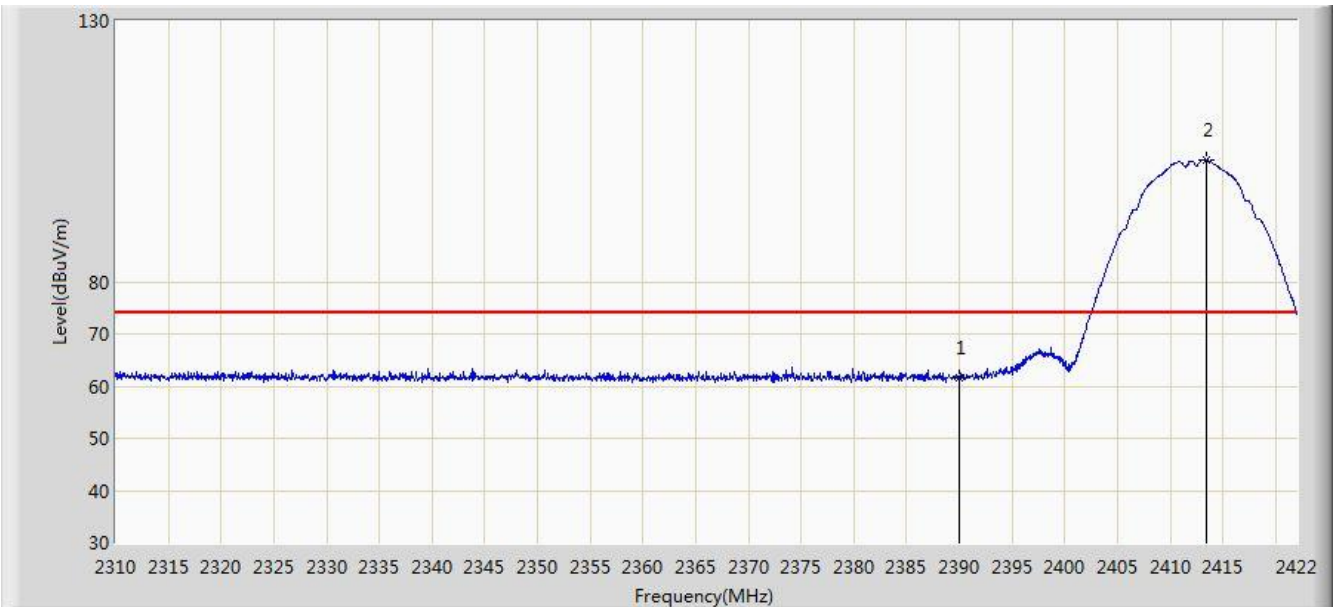


No	Flag	Mark	Frequency (MHz)	Measure Level (dBuV/m)	Reading Level (dBuV)	Margin (dB)	Limit (dBuV/m)	Factor (dB)	Type
1		*	2454.712	99.451	66.927	N/A	N/A	32.524	AV
2			2483.500	52.628	20.032	-1.372	54.000	32.596	AV

Note: Measure Level (dB $\mu$ V/m) = Reading Level (dB $\mu$ V) + Factor (dB)

Factor (dB) = Cable Loss (dB) + Antenna Factor (dB/m)

Site: AC1	Time: 2018/03/20 - 23:57
Limit: FCC_Part15.209_RE(3m)	Engineer: Kevin Ker
Probe: BBHA9120D_1-18GHz	Polarity: Horizontal
EUT: AC220m Wi-Fi module OD US	Power: AC 120V/60Hz
Test Mode: Transmit by 802.11b at channel 2412MHz Ant 1	

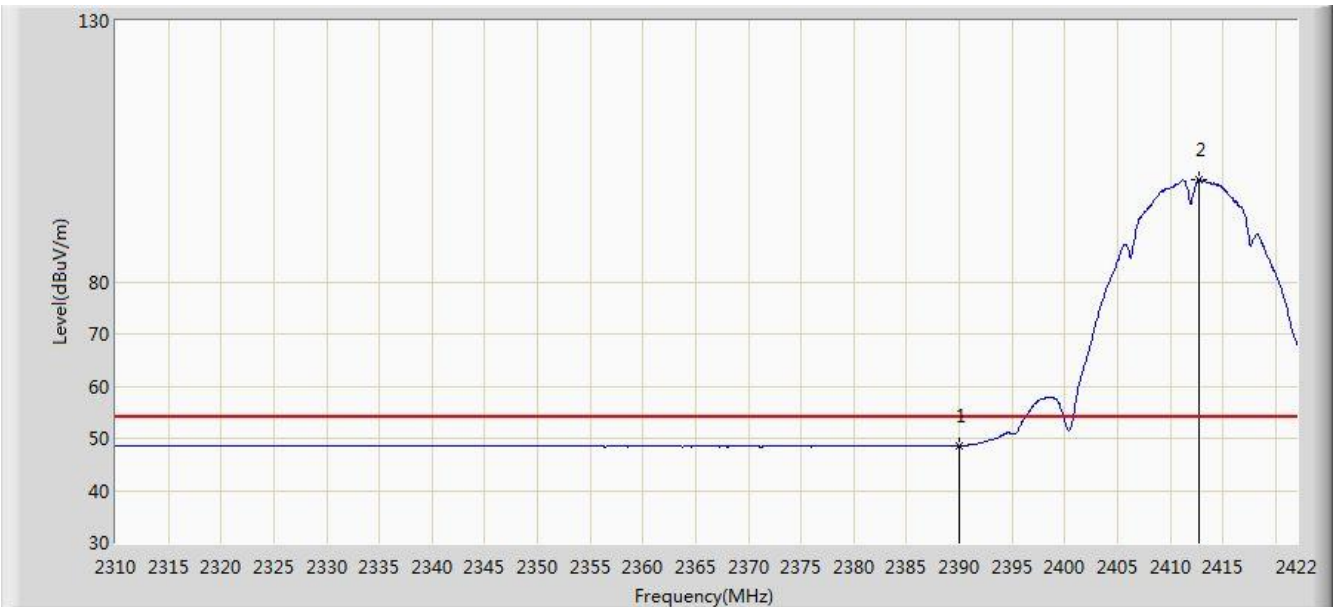


No	Flag	Mark	Frequency (MHz)	Measure Level (dBuV/m)	Reading Level (dBuV)	Margin (dB)	Limit (dBuV/m)	Factor (dB)	Type
1			2390.000	61.564	28.989	-12.436	74.000	32.575	PK
2		*	2413.432	103.300	70.754	N/A	N/A	32.546	PK

Note: Measure Level (dB $\mu$ V/m) = Reading Level (dB $\mu$ V) + Factor (dB)

Factor (dB) = Cable Loss (dB) + Antenna Factor (dB/m)

Site: AC1	Time: 2018/03/21 - 00:00
Limit: FCC_Part15.209_RE(3m)	Engineer: Kevin Ker
Probe: BBHA9120D_1-18GHz	Polarity: Horizontal
EUT: AC220m Wi-Fi module OD US	Power: AC 120V/60Hz
Test Mode: Transmit by 802.11b at channel 2412MHz Ant 1	

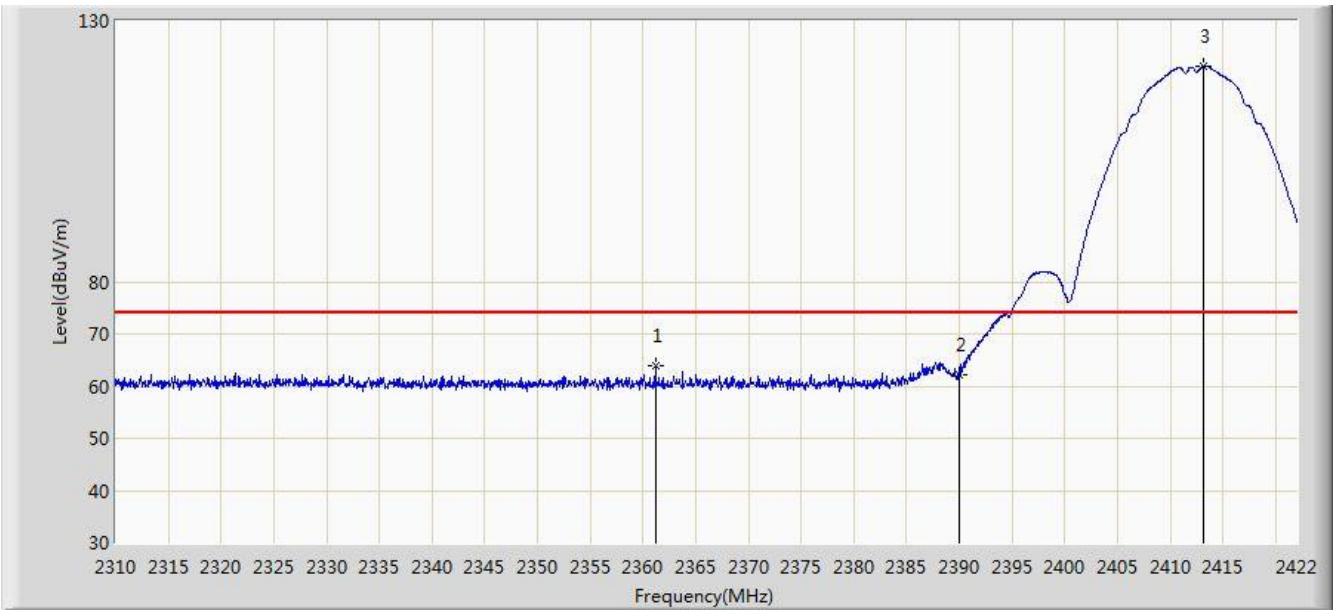


No	Flag	Mark	Frequency (MHz)	Measure Level (dBuV/m)	Reading Level (dBuV)	Margin (dB)	Limit (dBuV/m)	Factor (dB)	Type
1			2390.000	48.555	15.980	-5.445	54.000	32.575	AV
2		*	2412.704	99.499	66.952	N/A	N/A	32.547	AV

Note: Measure Level (dB $\mu$ V/m) = Reading Level (dB $\mu$ V) + Factor (dB)

Factor (dB) = Cable Loss (dB) + Antenna Factor (dB/m)

Site: AC1	Time: 2018/03/20 - 23:56
Limit: FCC_Part15.209_RE(3m)	Engineer: Kevin Ker
Probe: BBHA9120D_1-18GHz	Polarity: Vertical
EUT: AC220m Wi-Fi module OD US	Power: AC 120V/60Hz
Test Mode: Transmit by 802.11b at channel 2412MHz Ant 1	

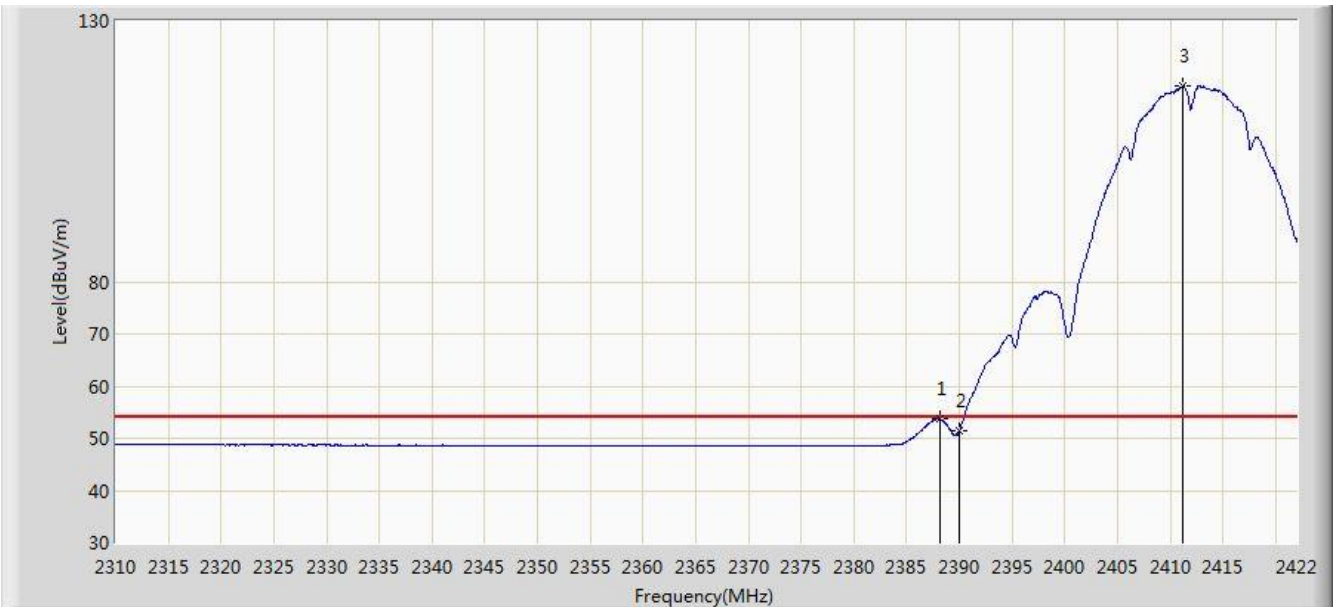


No	Flag	Mark	Frequency (MHz)	Measure Level (dBuV/m)	Reading Level (dBuV)	Margin (dB)	Limit (dBuV/m)	Factor (dB)	Type
1			2361.184	63.945	31.324	-10.055	74.000	32.621	PK
2			2390.000	62.218	29.643	-11.782	74.000	32.575	PK
3		*	2413.208	121.273	88.727	N/A	N/A	32.546	PK

Note: Measure Level (dB $\mu$ V/m) = Reading Level (dB $\mu$ V) + Factor (dB)

Factor (dB) = Cable Loss (dB) + Antenna Factor (dB/m)

Site: AC1	Time: 2018/03/20 - 23:56
Limit: FCC_Part15.209_RE(3m)	Engineer: Kevin Ker
Probe: BBHA9120D_1-18GHz	Polarity: Vertical
EUT: AC220m Wi-Fi module OD US	Power: AC 120V/60Hz
Test Mode: Transmit by 802.11b at channel 2412MHz Ant 1	

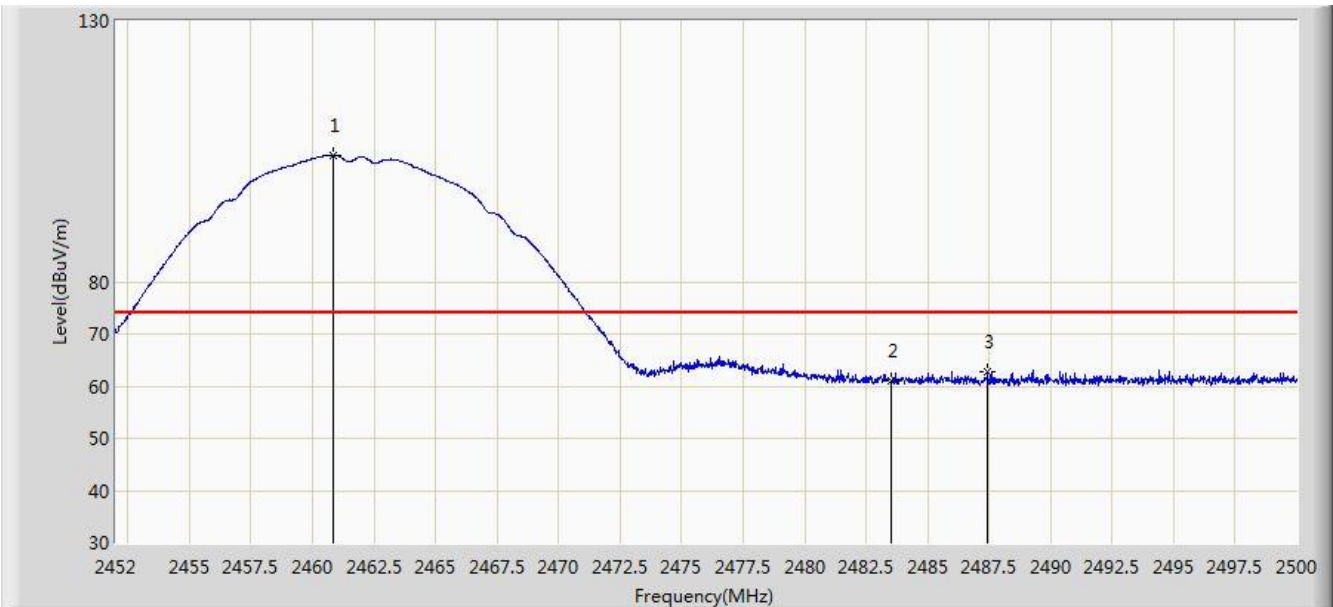


No	Flag	Mark	Frequency (MHz)	Measure Level (dBuV/m)	Reading Level (dBuV)	Margin (dB)	Limit (dBuV/m)	Factor (dB)	Type
1			2388.120	53.665	21.087	-0.335	54.000	32.578	AV
2			2390.000	51.352	18.777	-2.648	54.000	32.575	AV
3	X	*	2411.136	117.482	84.933	N/A	N/A	32.549	AV

Note: Measure Level (dB $\mu$ V/m) = Reading Level (dB $\mu$ V) + Factor (dB)

Factor (dB) = Cable Loss (dB) + Antenna Factor (dB/m)

Site: AC1	Time: 2018/03/21 - 00:08
Limit: FCC_Part15.209_RE(3m)	Engineer: Kevin Ker
Probe: BBHA9120D_1-18GHz	Polarity: Horizontal
EUT: AC220m Wi-Fi module OD US	Power: AC 120V/60Hz
Test Mode: Transmit by 802.11b at channel 2462MHz Ant 1	



No	Flag	Mark	Frequency (MHz)	Measure Level (dBuV/m)	Reading Level (dBuV)	Margin (dB)	Limit (dBuV/m)	Factor (dB)	Type
1		*	2460.856	104.280	71.742	N/A	N/A	32.537	PK
2			2483.500	61.116	28.520	-12.884	74.000	32.596	PK
3			2487.424	62.865	30.259	-11.135	74.000	32.606	PK

Note: Measure Level (dBμV/m) = Reading Level (dBμV) + Factor (dB)

Factor (dB) = Cable Loss (dB) + Antenna Factor (dB/m)

Site: AC1	Time: 2018/03/21 - 00:09
Limit: FCC_Part15.209_RE(3m)	Engineer: Kevin Ker
Probe: BBHA9120D_1-18GHz	Polarity: Horizontal
EUT: AC220m Wi-Fi module OD US	Power: AC 120V/60Hz
Test Mode: Transmit by 802.11b at channel 2462MHz Ant 1	



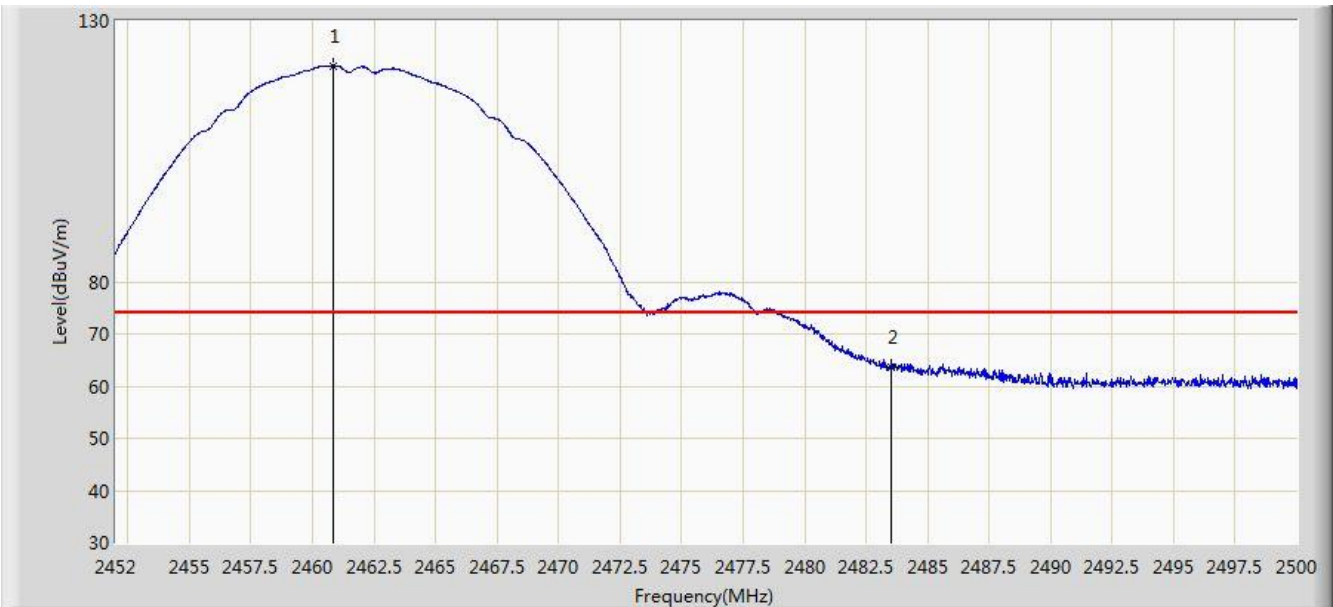
No	Flag	Mark	Frequency (MHz)	Measure Level (dBuV/m)	Reading Level (dBuV)	Margin (dB)	Limit (dBuV/m)	Factor (dB)	Type
1		*	2461.192	100.680	68.141	N/A	N/A	32.539	AV
2			2483.500	48.655	16.059	-5.345	54.000	32.596	AV

Note: Measure Level (dBμV/m) = Reading Level (dBμV) + Factor (dB)

Factor (dB) = Cable Loss (dB) + Antenna Factor (dB/m)



Site: AC1	Time: 2018/03/21 - 00:08
Limit: FCC_Part15.209_RE(3m)	Engineer: Kevin Ker
Probe: BBHA9120D_1-18GHz	Polarity: Vertical
EUT: AC220m Wi-Fi module OD US	Power: AC 120V/60Hz
Test Mode: Transmit by 802.11b at channel 2462MHz Ant 1	



No	Flag	Mark	Frequency (MHz)	Measure Level (dBuV/m)	Reading Level (dBuV)	Margin (dB)	Limit (dBuV/m)	Factor (dB)	Type
1		*	2460.856	121.439	88.901	N/A	N/A	32.537	PK
2			2483.500	63.590	30.994	-10.410	74.000	32.596	PK

Note: Measure Level (dBuV/m) = Reading Level (dBuV) + Factor (dB)

Factor (dB) = Cable Loss (dB) + Antenna Factor (dB/m)

Site: AC1	Time: 2018/03/21 - 00:07
Limit: FCC_Part15.209_RE(3m)	Engineer: Kevin Ker
Probe: BBHA9120D_1-18GHz	Polarity: Vertical
EUT: AC220m Wi-Fi module OD US	Power: AC 120V/60Hz
Test Mode: Transmit by 802.11b at channel 2462MHz Ant 1	

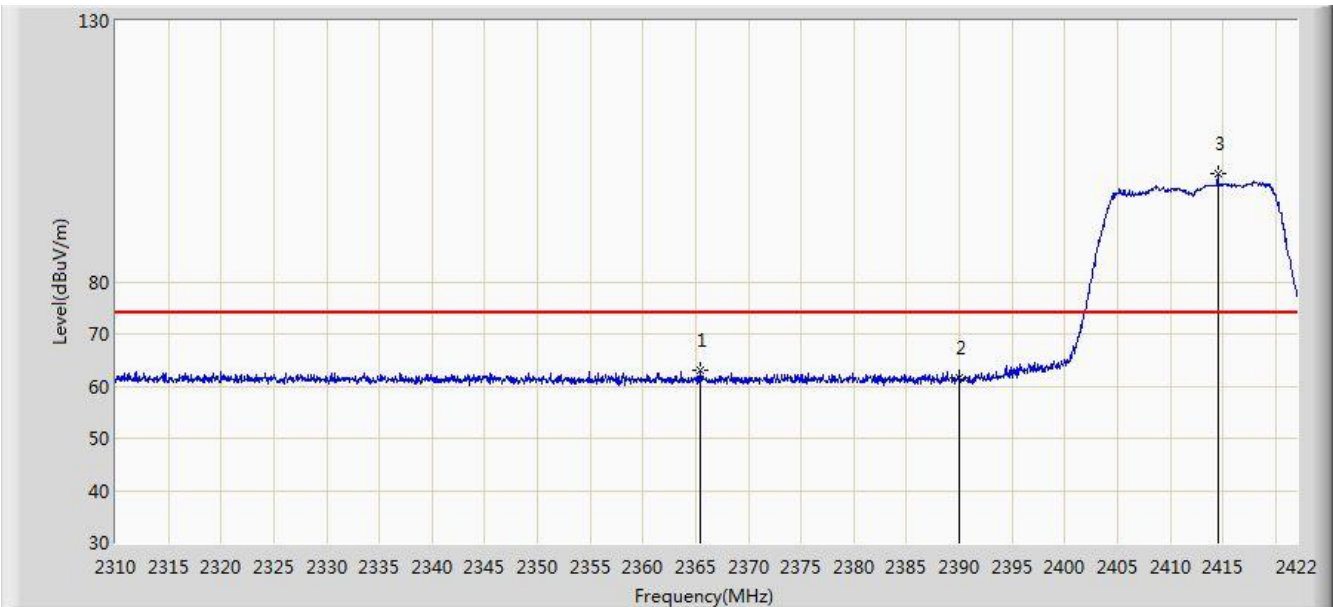


No	Flag	Mark	Frequency (MHz)	Measure Level (dBuV/m)	Reading Level (dBuV)	Margin (dB)	Limit (dBuV/m)	Factor (dB)	Type
1		*	2461.072	117.772	85.234	N/A	N/A	32.539	AV
2			2483.500	53.548	20.952	-0.452	54.000	32.596	AV
3			2484.568	52.516	19.918	-1.484	54.000	32.599	AV
4			2486.176	51.657	19.054	-2.343	54.000	32.602	AV

Note: Measure Level (dB $\mu$ V/m) = Reading Level (dB $\mu$ V) + Factor (dB)

Factor (dB) = Cable Loss (dB) + Antenna Factor (dB/m)

Site: AC1	Time: 2018/03/21 - 00:14
Limit: FCC_Part15.209_RE(3m)	Engineer: Kevin Ker
Probe: BBHA9120D_1-18GHz	Polarity: Horizontal
EUT: AC220m Wi-Fi module OD US	Power: AC 120V/60Hz
Test Mode: Transmit by 802.11g at channel 2412MHz Ant 1	

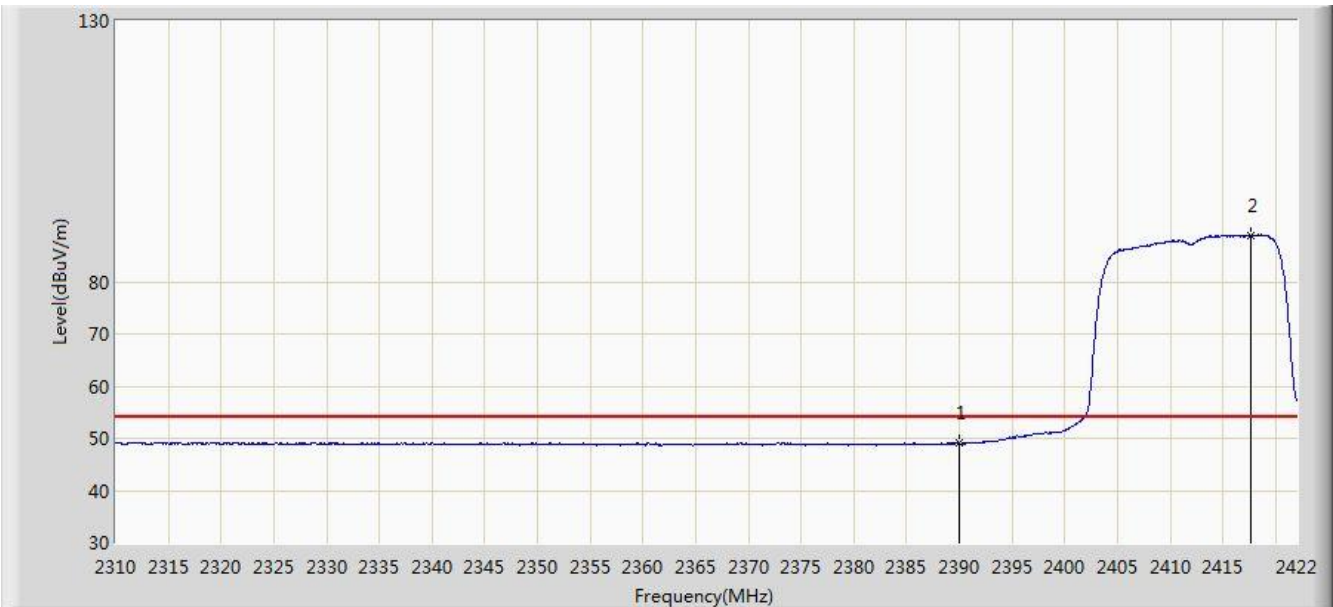


No	Flag	Mark	Frequency (MHz)	Measure Level (dBuV/m)	Reading Level (dBuV)	Margin (dB)	Limit (dBuV/m)	Factor (dB)	Type
1			2365.496	62.945	30.330	-11.055	74.000	32.614	PK
2			2390.000	61.701	29.126	-12.299	74.000	32.575	PK
3		*	2414.496	100.741	68.197	N/A	N/A	32.544	PK

Note: Measure Level (dB $\mu$ V/m) = Reading Level (dB $\mu$ V) + Factor (dB)

Factor (dB) = Cable Loss (dB) + Antenna Factor (dB/m)

Site: AC1	Time: 2018/03/21 - 00:15
Limit: FCC_Part15.209_RE(3m)	Engineer: Kevin Ker
Probe: BBHA9120D_1-18GHz	Polarity: Horizontal
EUT: AC220m Wi-Fi module OD US	Power: AC 120V/60Hz
Test Mode: Transmit by 802.11g at channel 2412MHz Ant 1	

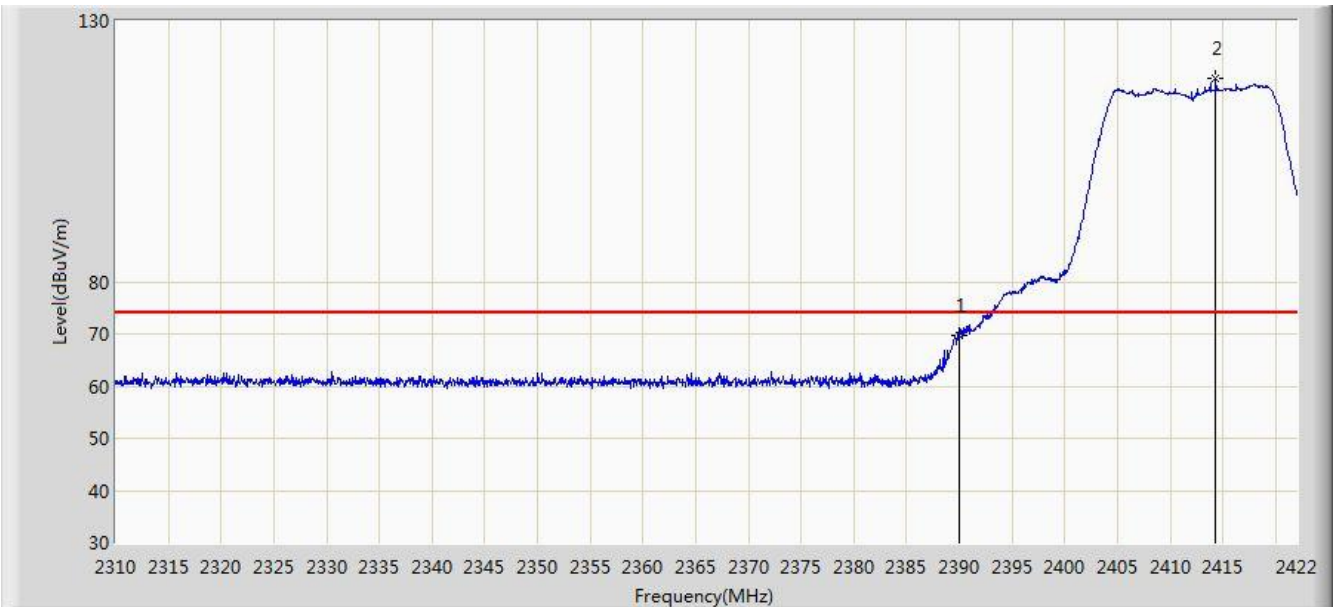


No	Flag	Mark	Frequency (MHz)	Measure Level (dBuV/m)	Reading Level (dBuV)	Margin (dB)	Limit (dBuV/m)	Factor (dB)	Type
1			2390.000	49.046	16.471	-4.954	54.000	32.575	AV
2		*	2417.632	88.957	56.417	N/A	N/A	32.541	AV

Note: Measure Level (dB $\mu$ V/m) = Reading Level (dB $\mu$ V) + Factor (dB)

Factor (dB) = Cable Loss (dB) + Antenna Factor (dB/m)

Site: AC1	Time: 2018/03/21 - 00:13
Limit: FCC_Part15.209_RE(3m)	Engineer: Kevin Ker
Probe: BBHA9120D_1-18GHz	Polarity: Vertical
EUT: AC220m Wi-Fi module OD US	Power: AC 120V/60Hz
Test Mode: Transmit by 802.11g at channel 2412MHz Ant 1	

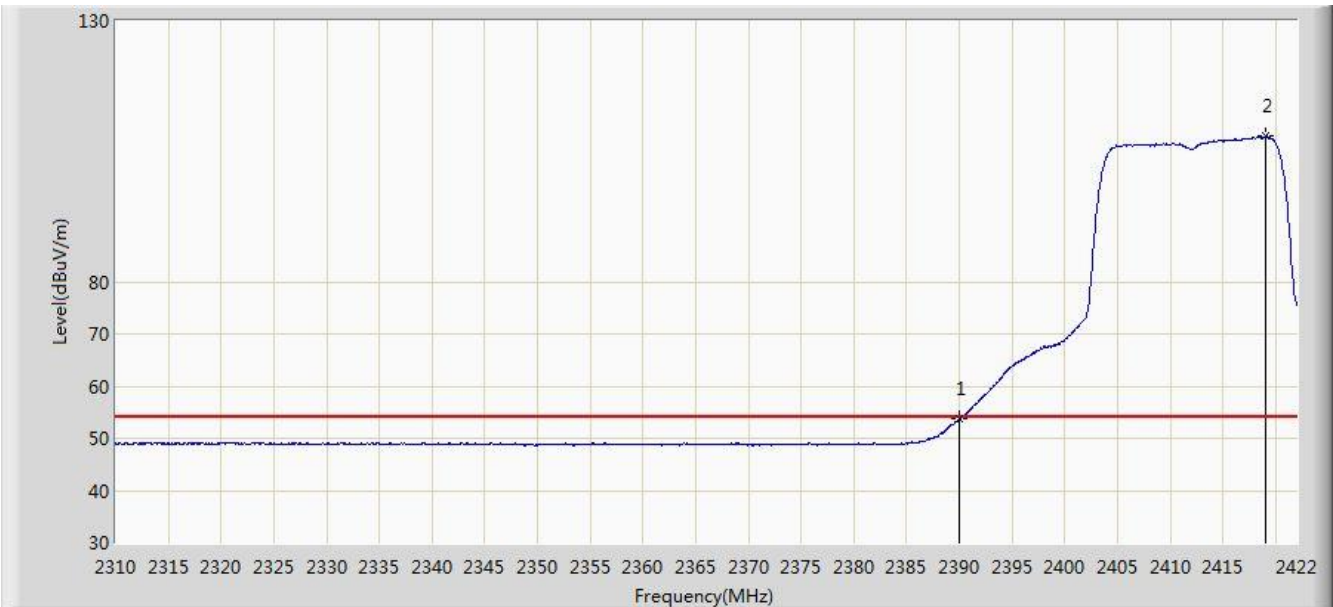


No	Flag	Mark	Frequency (MHz)	Measure Level (dBuV/m)	Reading Level (dBuV)	Margin (dB)	Limit (dBuV/m)	Factor (dB)	Type
1			2390.000	69.585	37.010	-4.415	74.000	32.575	PK
2		*	2414.328	119.060	86.515	N/A	N/A	32.544	PK

Note: Measure Level (dB $\mu$ V/m) = Reading Level (dB $\mu$ V) + Factor (dB)

Factor (dB) = Cable Loss (dB) + Antenna Factor (dB/m)

Site: AC1	Time: 2018/03/21 - 00:13
Limit: FCC_Part15.209_RE(3m)	Engineer: Kevin Ker
Probe: BBHA9120D_1-18GHz	Polarity: Vertical
EUT: AC220m Wi-Fi module OD US	Power: AC 120V/60Hz
Test Mode: Transmit by 802.11g at channel 2412MHz Ant 1	

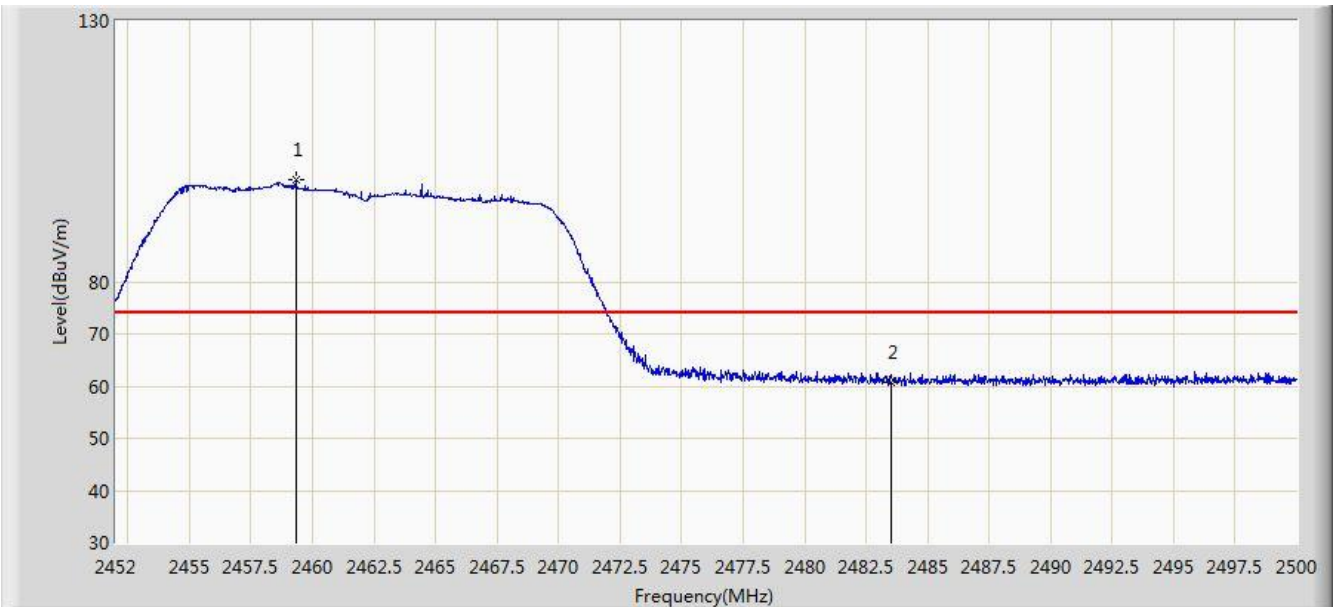


No	Flag	Mark	Frequency (MHz)	Measure Level (dBuV/m)	Reading Level (dBuV)	Margin (dB)	Limit (dBuV/m)	Factor (dB)	Type
1			2390.000	53.688	21.113	-0.312	54.000	32.575	AV
2		*	2419.032	107.837	75.299	N/A	N/A	32.538	AV

Note: Measure Level (dB $\mu$ V/m) = Reading Level (dB $\mu$ V) + Factor (dB)

Factor (dB) = Cable Loss (dB) + Antenna Factor (dB/m)

Site: AC1	Time: 2018/03/21 - 00:33
Limit: FCC_Part15.209_RE(3m)	Engineer: Kevin Ker
Probe: BBHA9120D_1-18GHz	Polarity: Horizontal
EUT: AC220m Wi-Fi module OD US	Power: AC 120V/60Hz
Test Mode: Transmit by 802.11g at channel 2462MHz Ant 1	

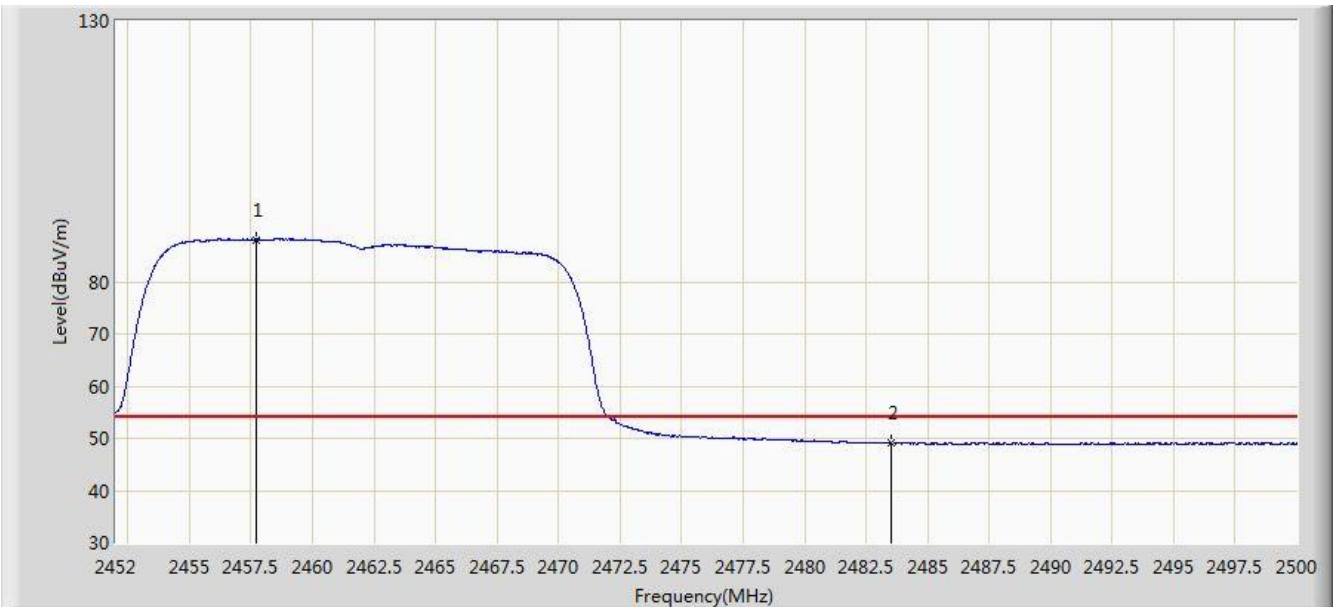


No	Flag	Mark	Frequency (MHz)	Measure Level (dBuV/m)	Reading Level (dBuV)	Margin (dB)	Limit (dBuV/m)	Factor (dB)	Type
1		*	2459.320	99.456	66.922	N/A	N/A	32.534	PK
2			2483.500	60.641	28.045	-13.359	74.000	32.596	PK

Note: Measure Level (dB $\mu$ V/m) = Reading Level (dB $\mu$ V) + Factor (dB)

Factor (dB) = Cable Loss (dB) + Antenna Factor (dB/m)

Site: AC1	Time: 2018/03/21 - 00:34
Limit: FCC_Part15.209_RE(3m)	Engineer: Kevin Ker
Probe: BBHA9120D_1-18GHz	Polarity: Horizontal
EUT: AC220m Wi-Fi module OD US	Power: AC 120V/60Hz
Test Mode: Transmit by 802.11g at channel 2462MHz Ant 1	



No	Flag	Mark	Frequency (MHz)	Measure Level (dBuV/m)	Reading Level (dBuV)	Margin (dB)	Limit (dBuV/m)	Factor (dB)	Type
1		*	2457.712	88.080	55.549	N/A	N/A	32.530	AV
2			2483.500	49.044	16.448	-4.956	54.000	32.596	AV

Note: Measure Level (dB $\mu$ V/m) = Reading Level (dB $\mu$ V) + Factor (dB)

Factor (dB) = Cable Loss (dB) + Antenna Factor (dB/m)



Site: AC1	Time: 2018/03/21 - 00:32
Limit: FCC_Part15.209_RE(3m)	Engineer: Kevin Ker
Probe: BBHA9120D_1-18GHz	Polarity: Vertical
EUT: AC220m Wi-Fi module OD US	Power: AC 120V/60Hz
Test Mode: Transmit by 802.11g at channel 2462MHz Ant 1	

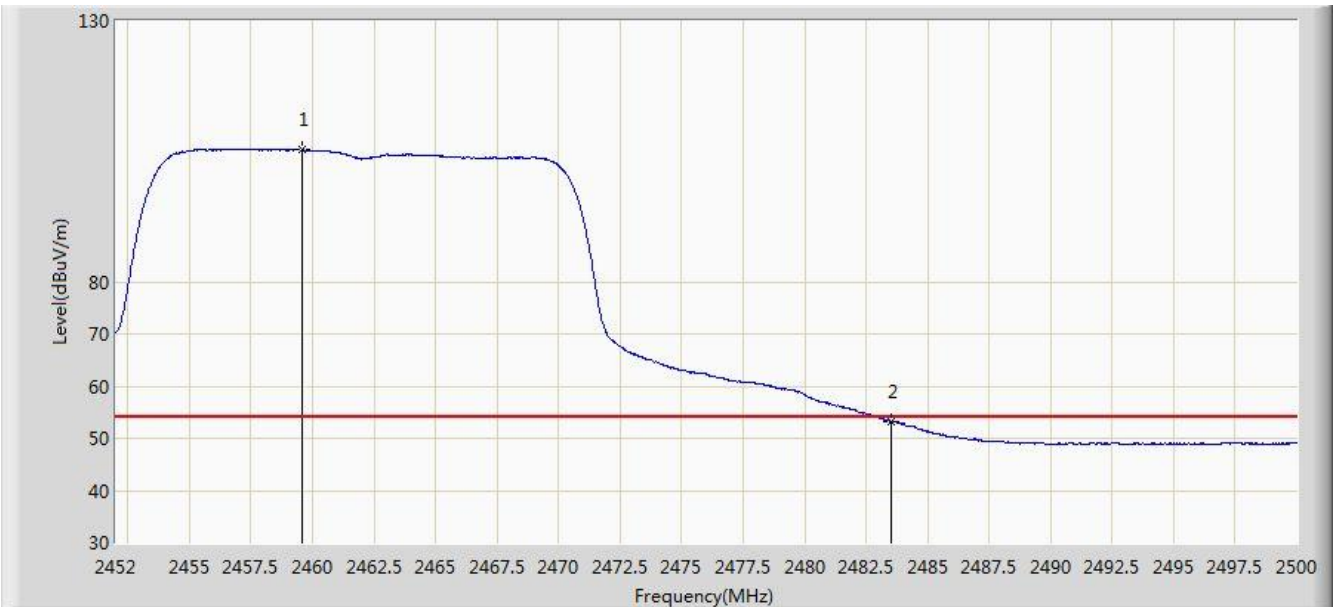


No	Flag	Mark	Frequency (MHz)	Measure Level (dBuV/m)	Reading Level (dBuV)	Margin (dB)	Limit (dBuV/m)	Factor (dB)	Type
1		*	2457.448	116.738	84.208	N/A	N/A	32.530	PK
2			2483.500	67.412	34.816	-6.588	74.000	32.596	PK

Note: Measure Level (dBuV/m) = Reading Level (dBuV) + Factor (dB)

Factor (dB) = Cable Loss (dB) + Antenna Factor (dB/m)

Site: AC1	Time: 2018/03/21 - 00:32
Limit: FCC_Part15.209_RE(3m)	Engineer: Kevin Ker
Probe: BBHA9120D_1-18GHz	Polarity: Vertical
EUT: AC220m Wi-Fi module OD US	Power: AC 120V/60Hz
Test Mode: Transmit by 802.11g at channel 2462MHz Ant 1	

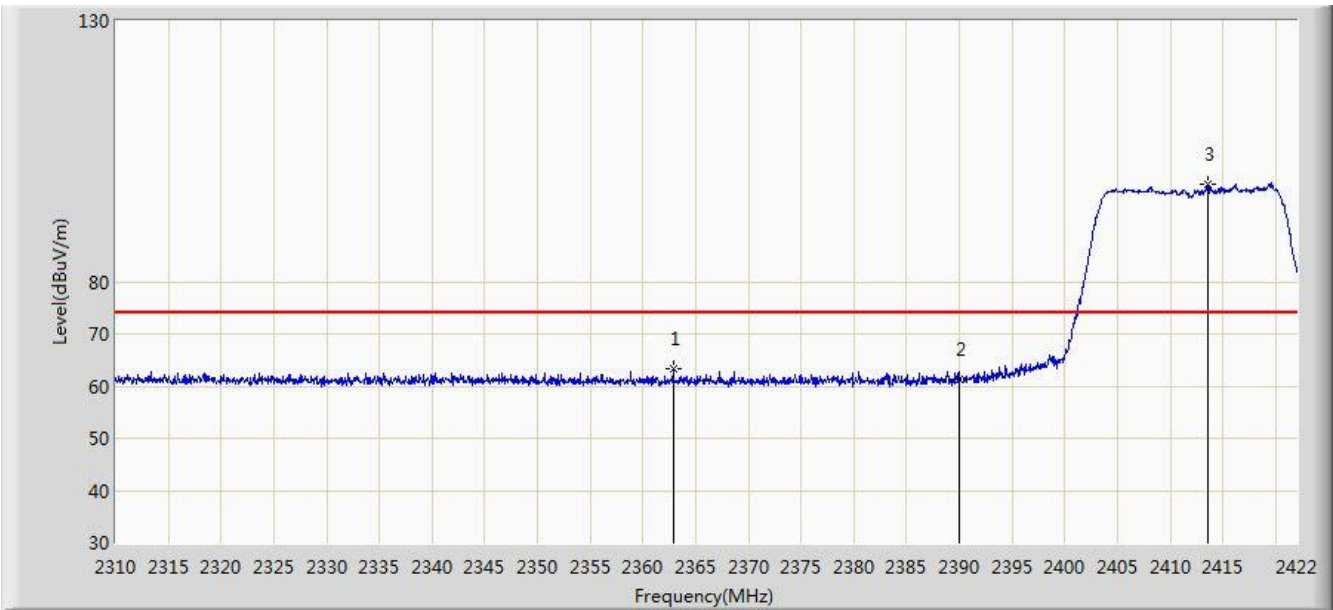


No	Flag	Mark	Frequency (MHz)	Measure Level (dBuV/m)	Reading Level (dBuV)	Margin (dB)	Limit (dBuV/m)	Factor (dB)	Type
1		*	2459.584	105.359	72.824	N/A	N/A	32.535	AV
2			2483.500	53.248	20.652	-0.752	54.000	32.596	AV

Note: Measure Level (dBuV/m) = Reading Level (dBuV) + Factor (dB)

Factor (dB) = Cable Loss (dB) + Antenna Factor (dB/m)

Site: AC1	Time: 2018/03/21 - 00:55
Limit: FCC_Part15.209_RE(3m)	Engineer: Kevin Ker
Probe: BBHA9120D_1-18GHz	Polarity: Horizontal
EUT: AC220m Wi-Fi module OD US	Power: AC 120V/60Hz
Test Mode: Transmit by 802.11n-HT20 at channel 2412MHz Ant 1	

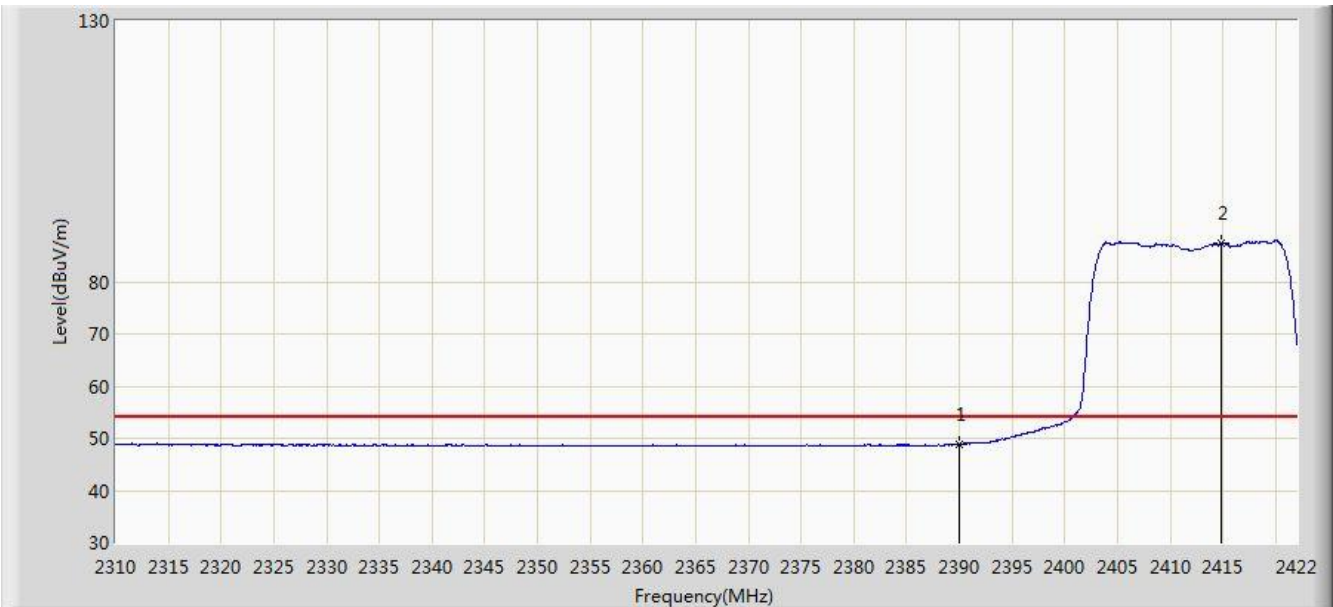


No	Flag	Mark	Frequency (MHz)	Measure Level (dBuV/m)	Reading Level (dBuV)	Margin (dB)	Limit (dBuV/m)	Factor (dB)	Type
1			2362.864	63.228	30.609	-10.772	74.000	32.618	PK
2			2390.000	61.206	28.631	-12.794	74.000	32.575	PK
3		*	2413.600	98.823	66.277	N/A	N/A	32.546	PK

Note: Measure Level (dB $\mu$ V/m) = Reading Level (dB $\mu$ V) + Factor (dB)

Factor (dB) = Cable Loss (dB) + Antenna Factor (dB/m)

Site: AC1	Time: 2018/03/21 - 00:58
Limit: FCC_Part15.209_RE(3m)	Engineer: Kevin Ker
Probe: BBHA9120D_1-18GHz	Polarity: Horizontal
EUT: AC220m Wi-Fi module OD US	Power: AC 120V/60Hz
Test Mode: Transmit by 802.11n-HT20 at channel 2412MHz Ant 1	

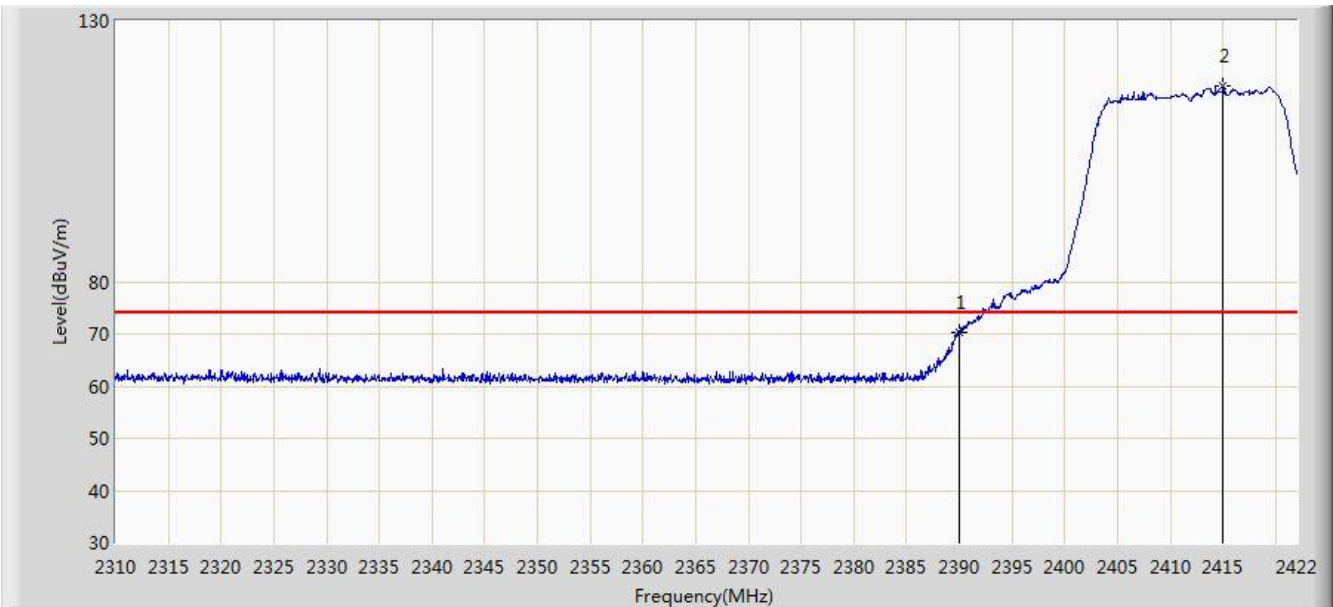


No	Flag	Mark	Frequency (MHz)	Measure Level (dBuV/m)	Reading Level (dBuV)	Margin (dB)	Limit (dBuV/m)	Factor (dB)	Type
1			2390.000	48.808	16.233	-5.192	54.000	32.575	AV
2		*	2414.776	87.300	54.756	N/A	N/A	32.544	AV

Note: Measure Level (dBuV/m) = Reading Level (dBuV) + Factor (dB)

Factor (dB) = Cable Loss (dB) + Antenna Factor (dB/m)

Site: AC1	Time: 2018/03/21 - 00:55
Limit: FCC_Part15.209_RE(3m)	Engineer: Kevin Ker
Probe: BBHA9120D_1-18GHz	Polarity: Vertical
EUT: AC220m Wi-Fi module OD US	Power: AC 120V/60Hz
Test Mode: Transmit by 802.11n-HT20 at channel 2412MHz Ant 1	

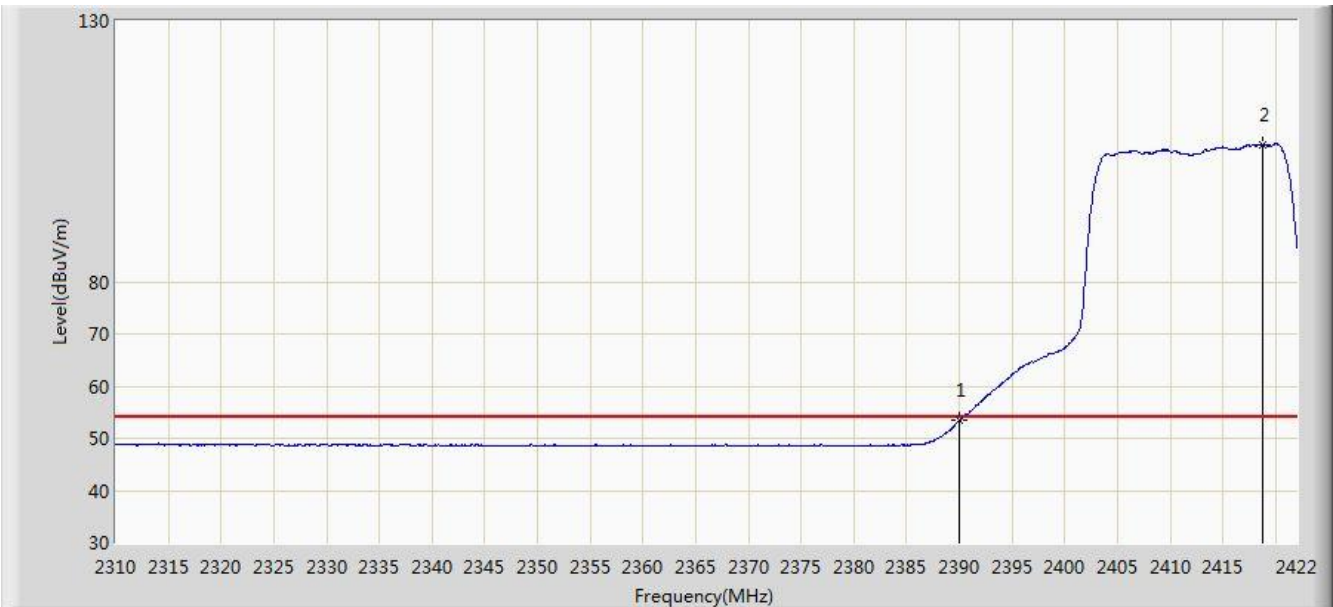


No	Flag	Mark	Frequency (MHz)	Measure Level (dBuV/m)	Reading Level (dBuV)	Margin (dB)	Limit (dBuV/m)	Factor (dB)	Type
1			2390.000	70.193	37.618	-3.807	74.000	32.575	PK
2		*	2415.000	117.543	84.999	N/A	N/A	32.544	PK

Note: Measure Level (dBuV/m) = Reading Level (dBuV) + Factor (dB)

Factor (dB) = Cable Loss (dB) + Antenna Factor (dB/m)

Site: AC1	Time: 2018/03/21 - 00:55
Limit: FCC_Part15.209_RE(3m)	Engineer: Kevin Ker
Probe: BBHA9120D_1-18GHz	Polarity: Vertical
EUT: AC220m Wi-Fi module OD US	Power: AC 120V/60Hz
Test Mode: Transmit by 802.11n-HT20 at channel 2412MHz Ant 1	

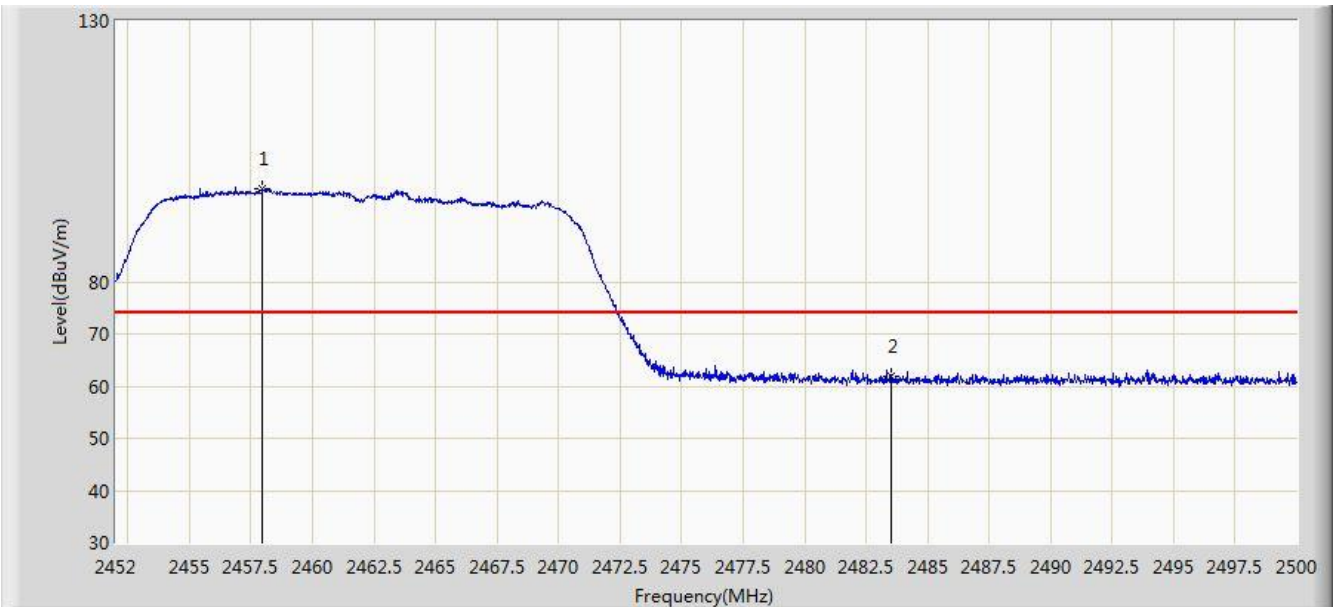


No	Flag	Mark	Frequency (MHz)	Measure Level (dBuV/m)	Reading Level (dBuV)	Margin (dB)	Limit (dBuV/m)	Factor (dB)	Type
1			2390.000	53.454	20.879	-0.546	54.000	32.575	AV
2		*	2418.752	106.274	73.735	N/A	N/A	32.539	AV

Note: Measure Level (dB $\mu$ V/m) = Reading Level (dB $\mu$ V) + Factor (dB)

Factor (dB) = Cable Loss (dB) + Antenna Factor (dB/m)

Site: AC1	Time: 2018/03/21 - 01:16
Limit: FCC_Part15.209_RE(3m)	Engineer: Kevin Ker
Probe: BBHA9120D_1-18GHz	Polarity: Horizontal
EUT: AC220m Wi-Fi module OD US	Power: AC 120V/60Hz
Test Mode: Transmit by 802.11n-HT20 at channel 2462MHz Ant 1	

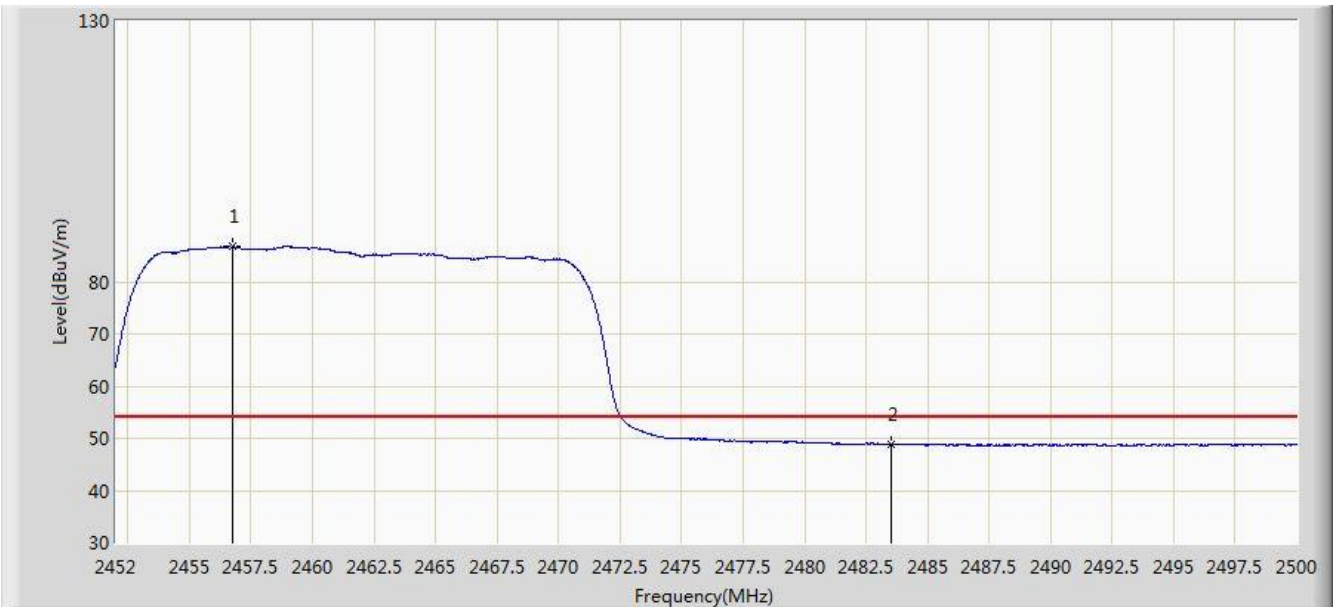


No	Flag	Mark	Frequency (MHz)	Measure Level (dBuV/m)	Reading Level (dBuV)	Margin (dB)	Limit (dBuV/m)	Factor (dB)	Type
1		*	2457.976	97.911	65.380	N/A	N/A	32.532	PK
2			2483.500	61.865	29.269	-12.135	74.000	32.596	PK

Note: Measure Level (dB $\mu$ V/m) = Reading Level (dB $\mu$ V) + Factor (dB)

Factor (dB) = Cable Loss (dB) + Antenna Factor (dB/m)

Site: AC1	Time: 2018/03/21 - 01:17
Limit: FCC_Part15.209_RE(3m)	Engineer: Kevin Ker
Probe: BBHA9120D_1-18GHz	Polarity: Horizontal
EUT: AC220m Wi-Fi module OD US	Power: AC 120V/60Hz
Test Mode: Transmit by 802.11n-HT20 at channel 2462MHz Ant 1	



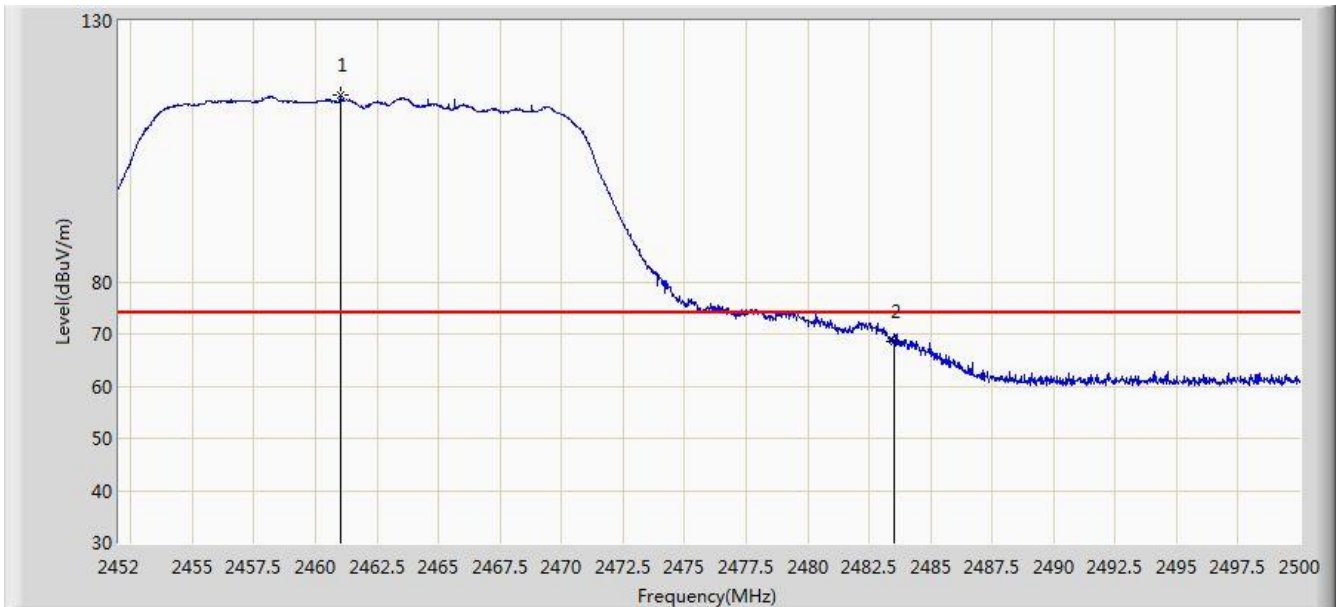
No	Flag	Mark	Frequency (MHz)	Measure Level (dBuV/m)	Reading Level (dBuV)	Margin (dB)	Limit (dBuV/m)	Factor (dB)	Type
1		*	2456.728	86.725	54.197	N/A	N/A	32.529	AV
2			2483.500	48.829	16.233	-5.171	54.000	32.596	AV

Note: Measure Level (dBuV/m) = Reading Level (dBuV) + Factor (dB)

Factor (dB) = Cable Loss (dB) + Antenna Factor (dB/m)



Site: AC1	Time: 2018/03/21 - 01:15
Limit: FCC_Part15.209_RE(3m)	Engineer: Kevin Ker
Probe: BBHA9120D_1-18GHz	Polarity: Vertical
EUT: AC220m Wi-Fi module OD US	Power: AC 120V/60Hz
Test Mode: Transmit by 802.11n-HT20 at channel 2462MHz Ant 1	



No	Flag	Mark	Frequency (MHz)	Measure Level (dBuV/m)	Reading Level (dBuV)	Margin (dB)	Limit (dBuV/m)	Factor (dB)	Type
1		*	2461.000	115.782	83.244	N/A	N/A	32.538	PK
2			2483.500	68.655	36.059	-5.345	74.000	32.596	PK

Note: Measure Level (dBuV/m) = Reading Level (dBuV) + Factor (dB)

Factor (dB) = Cable Loss (dB) + Antenna Factor (dB/m)

Site: AC1	Time: 2018/03/21 - 01:15
Limit: FCC_Part15.209_RE(3m)	Engineer: Kevin Ker
Probe: BBHA9120D_1-18GHz	Polarity: Vertical
EUT: AC220m Wi-Fi module OD US	Power: AC 120V/60Hz
Test Mode: Transmit by 802.11n-HT20 at channel 2462MHz Ant 1	

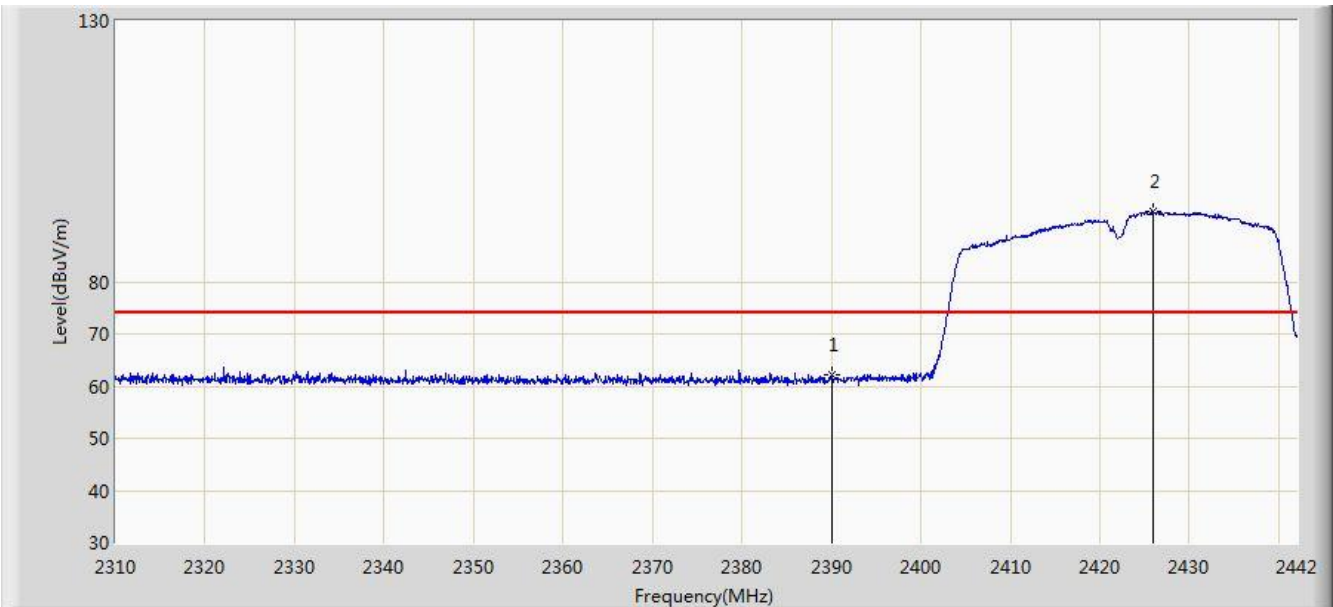


No	Flag	Mark	Frequency (MHz)	Measure Level (dBuV/m)	Reading Level (dBuV)	Margin (dB)	Limit (dBuV/m)	Factor (dB)	Type
1		*	2459.056	104.626	72.092	N/A	N/A	32.534	AV
2			2483.500	53.592	20.996	-0.408	54.000	32.596	AV

Note: Measure Level (dBuV/m) = Reading Level (dBuV) + Factor (dB)

Factor (dB) = Cable Loss (dB) + Antenna Factor (dB/m)

Site: AC1	Time: 2018/03/21 - 20:19
Limit: FCC_Part15.209_RE(3m)	Engineer: Kevin Ker
Probe: BBHA9120D_1-18GHz	Polarity: Horizontal
EUT: AC220m Wi-Fi module OD US	Power: AC 120V/60Hz
Test Mode: Transmit by 802.11n-HT40 at channel 2422MHz Ant 1	

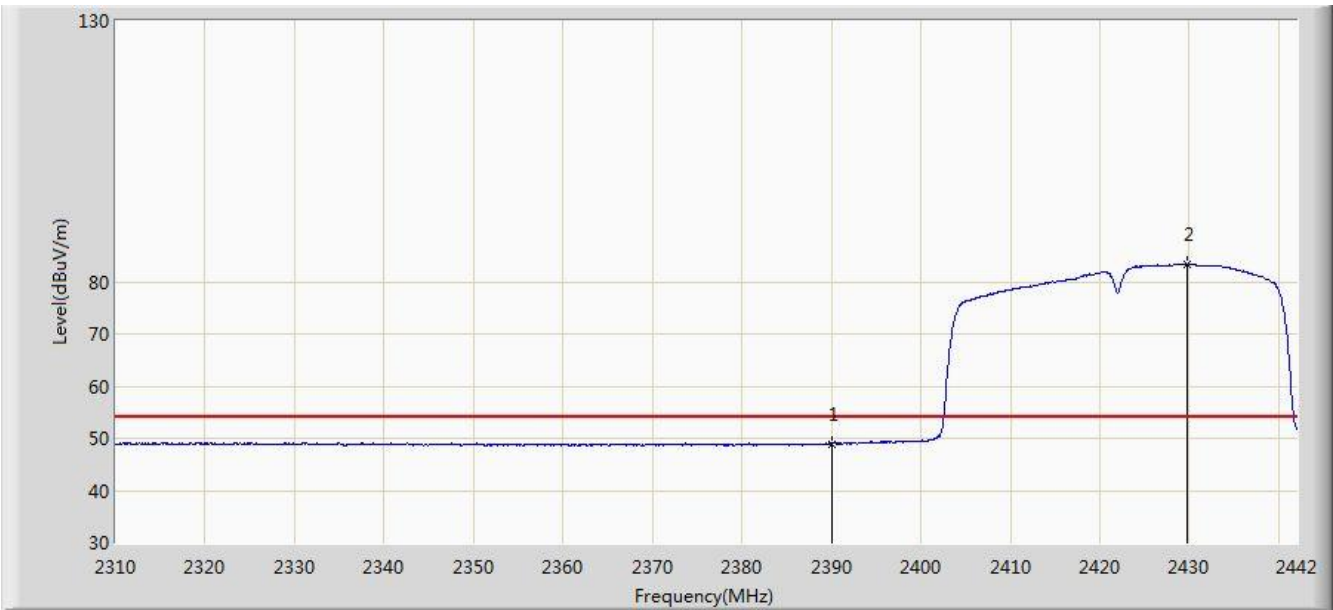


No	Flag	Mark	Frequency (MHz)	Measure Level (dBuV/m)	Reading Level (dBuV)	Margin (dB)	Limit (dBuV/m)	Factor (dB)	Type
1			2390.000	62.146	29.571	-11.854	74.000	32.575	PK
2		*	2425.896	93.549	61.020	N/A	N/A	32.529	PK

Note: Measure Level (dB $\mu$ V/m) = Reading Level (dB $\mu$ V) + Factor (dB)

Factor (dB) = Cable Loss (dB) + Antenna Factor (dB/m)

Site: AC1	Time: 2018/03/21 - 20:20
Limit: FCC_Part15.209_RE(3m)	Engineer: Kevin Ker
Probe: BBHA9120D_1-18GHz	Polarity: Horizontal
EUT: AC220m Wi-Fi module OD US	Power: AC 120V/60Hz
Test Mode: Transmit by 802.11n-HT40 at channel 2422MHz Ant 1	

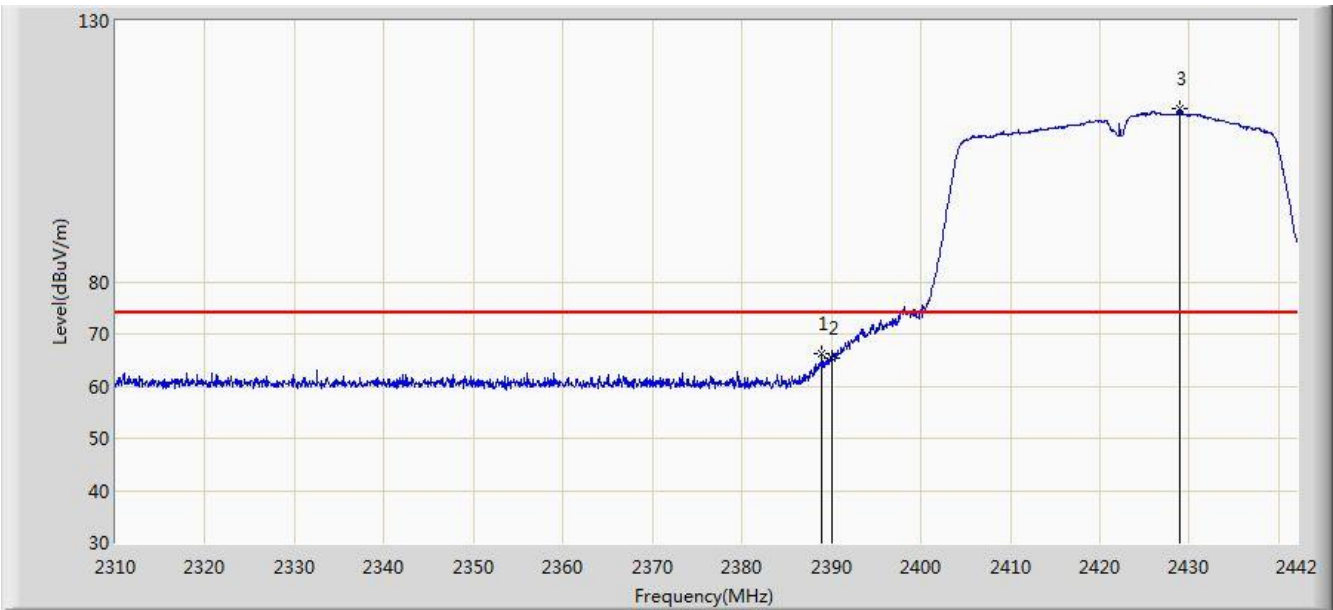


No	Flag	Mark	Frequency (MHz)	Measure Level (dBuV/m)	Reading Level (dBuV)	Margin (dB)	Limit (dBuV/m)	Factor (dB)	Type
1			2390.000	48.981	16.406	-5.019	54.000	32.575	AV
2		*	2429.790	83.459	50.935	N/A	N/A	32.524	AV

Note: Measure Level (dBμV/m) = Reading Level (dBμV) + Factor (dB)

Factor (dB) = Cable Loss (dB) + Antenna Factor (dB/m)

Site: AC1	Time: 2018/03/21 - 20:19
Limit: FCC_Part15.209_RE(3m)	Engineer: Kevin Ker
Probe: BBHA9120D_1-18GHz	Polarity: Vertical
EUT: AC220m Wi-Fi module OD US	Power: AC 120V/60Hz
Test Mode: Transmit by 802.11n-HT40 at channel 2422MHz Ant 1	

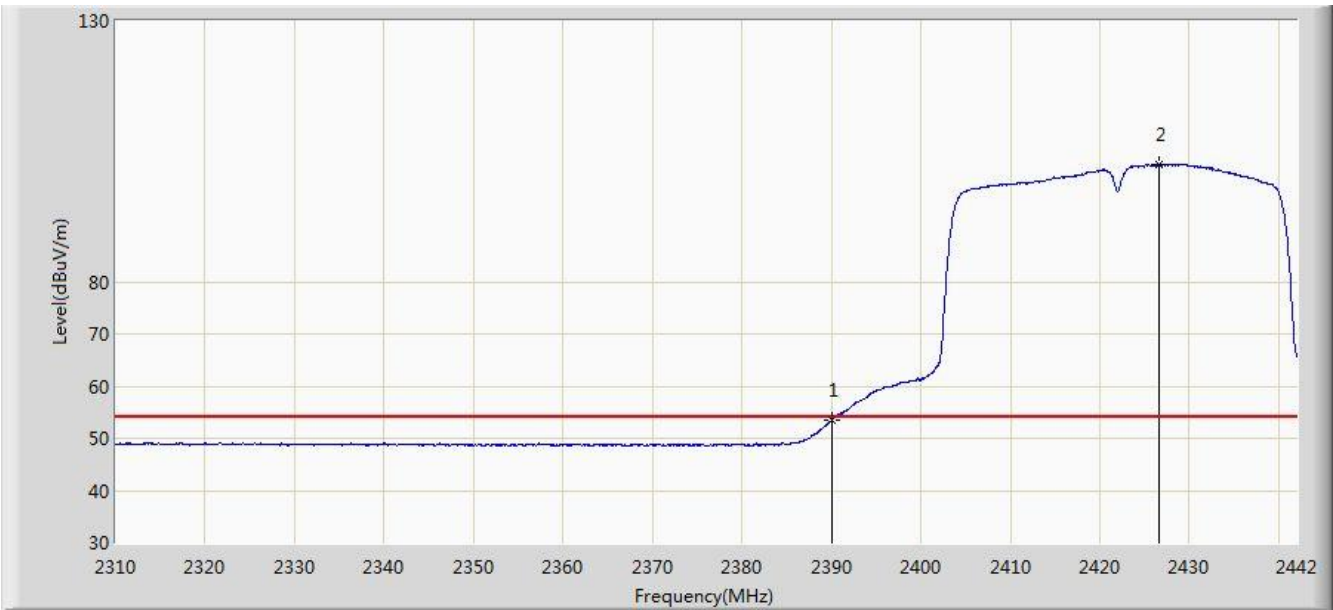


No	Flag	Mark	Frequency (MHz)	Measure Level (dBuV/m)	Reading Level (dBuV)	Margin (dB)	Limit (dBuV/m)	Factor (dB)	Type
1			2388.936	66.348	33.772	-7.652	74.000	32.577	PK
2			2390.000	65.388	32.813	-8.612	74.000	32.575	PK
3		*	2428.866	113.205	80.680	N/A	N/A	32.525	PK

Note: Measure Level (dB $\mu$ V/m) = Reading Level (dB $\mu$ V) + Factor (dB)

Factor (dB) = Cable Loss (dB) + Antenna Factor (dB/m)

Site: AC1	Time: 2018/03/21 - 20:18
Limit: FCC_Part15.209_RE(3m)	Engineer: Kevin Ker
Probe: BBHA9120D_1-18GHz	Polarity: Vertical
EUT: AC220m Wi-Fi module OD US	Power: AC 120V/60Hz
Test Mode: Transmit by 802.11n-HT40 at channel 2422MHz Ant 1	



No	Flag	Mark	Frequency (MHz)	Measure Level (dBuV/m)	Reading Level (dBuV)	Margin (dB)	Limit (dBuV/m)	Factor (dB)	Type
1			2390.000	53.567	20.992	-0.433	54.000	32.575	AV
2		*	2426.556	102.518	69.990	N/A	N/A	32.528	AV

Note: Measure Level (dB $\mu$ V/m) = Reading Level (dB $\mu$ V) + Factor (dB)

Factor (dB) = Cable Loss (dB) + Antenna Factor (dB/m)