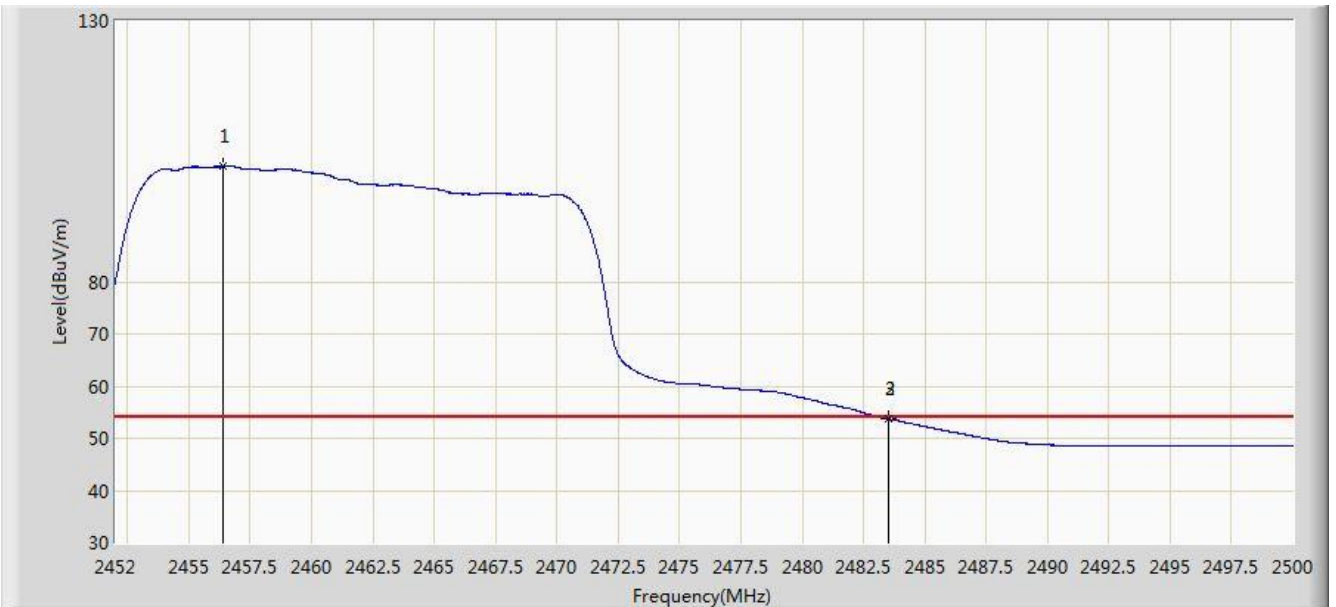


Site: AC1	Time: 2017/12/06 - 04:03
Limit: FCC_Part15.209_RE(3m)	Engineer: Peter Xu
Probe: BBHA9120D_1GHz_18GHz	Polarity: Vertical
EUT: AC220m Wi-Fi module OD US	Power: AC 120V/60Hz
Test Mode: Transmit by 802.11n-HT20 at Channel 2462MHz Ant 1	

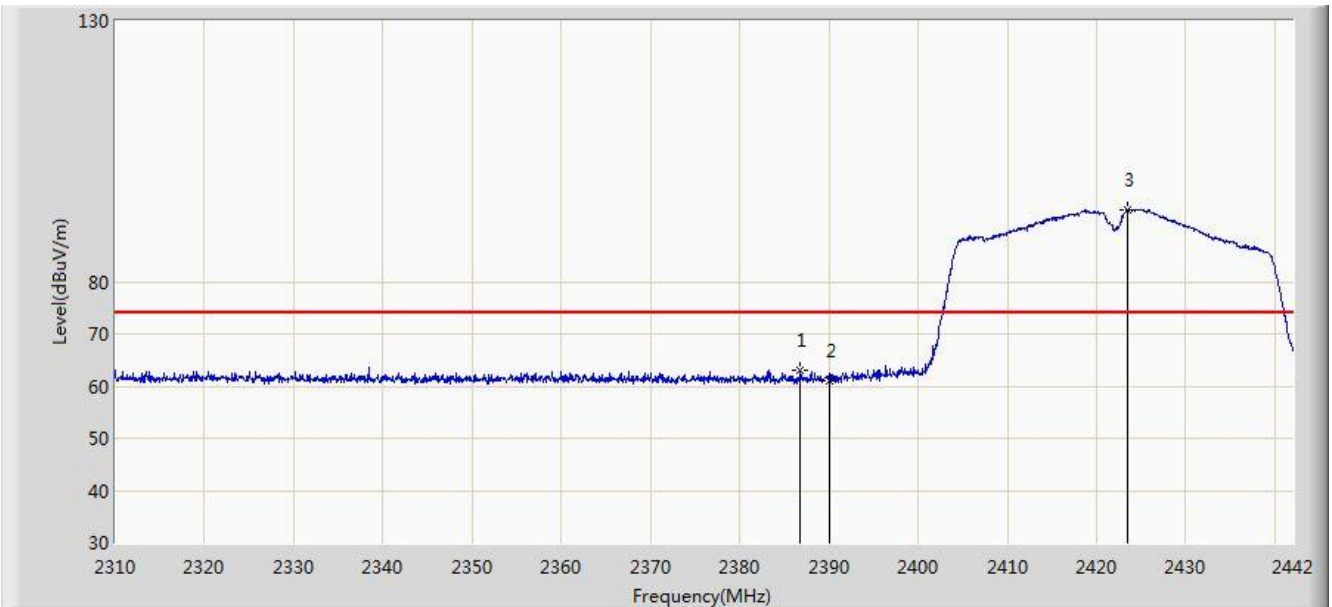


No	Flag	Mark	Frequency (MHz)	Measure Level (dBuV/m)	Reading Level (dBuV)	Margin (dB)	Limit (dBuV/m)	Factor (dB)	Type
1		*	2456.368	102.102	69.596	N/A	N/A	32.507	AV
2			2483.500	53.671	21.090	-0.329	54.000	32.580	AV
3			2483.536	53.678	21.097	-0.322	54.000	32.580	AV

Note: Measure Level (dB μ V/m) = Reading Level (dB μ V) + Factor (dB)

Factor (dB) = Cable Loss (dB) + Antenna Factor (dB/m)

Site: AC1	Time: 2017/12/06 - 04:16
Limit: FCC_Part15.209_RE(3m)	Engineer: Peter Xu
Probe: BBHA9120D_1GHz_18GHz	Polarity: Horizontal
EUT: AC220m Wi-Fi module OD US	Power: AC 120V/60Hz
Test Mode: Transmit by 802.11n-HT40 at Channel 2422MHz Ant 1	

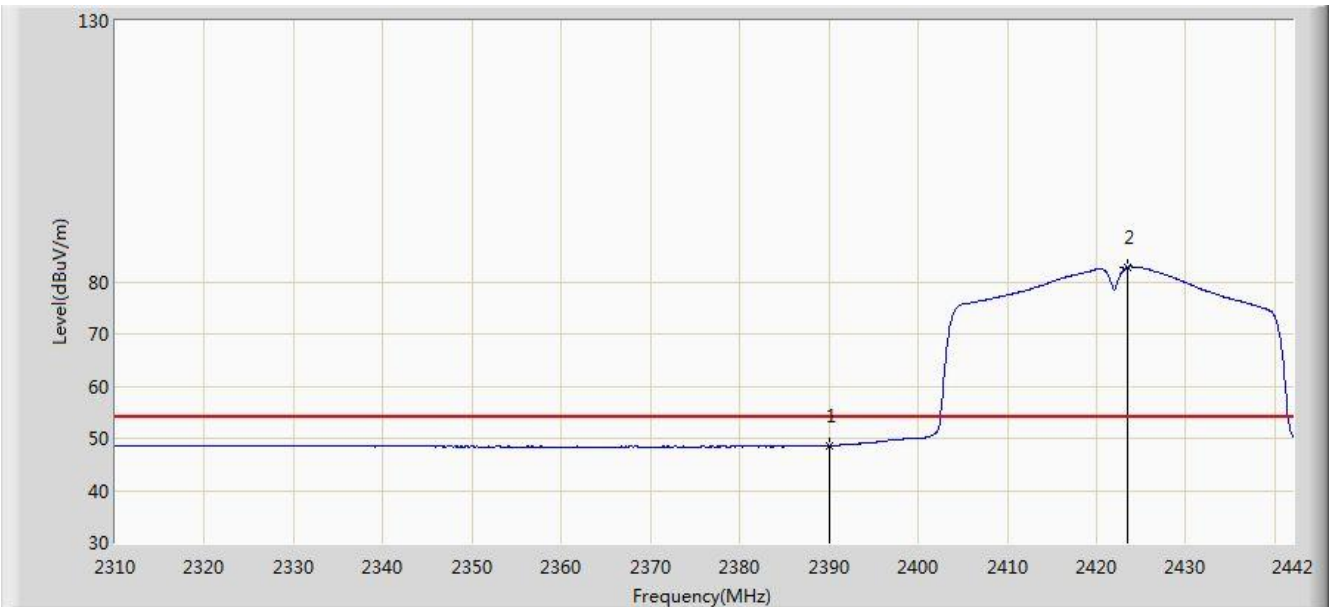


No	Flag	Mark	Frequency (MHz)	Measure Level (dBuV/m)	Reading Level (dBuV)	Margin (dB)	Limit (dBuV/m)	Factor (dB)	Type
1			2386.758	63.133	30.574	-10.867	74.000	32.559	PK
2			2390.000	61.093	28.539	-12.907	74.000	32.554	PK
3		*	2423.520	93.753	61.241	N/A	N/A	32.512	PK

Note: Measure Level (dBμV/m) = Reading Level (dBμV) + Factor (dB)

Factor (dB) = Cable Loss (dB) + Antenna Factor (dB/m)

Site: AC1	Time: 2017/12/06 - 04:17
Limit: FCC_Part15.209_RE(3m)	Engineer: Peter Xu
Probe: BBHA9120D_1GHz_18GHz	Polarity: Horizontal
EUT: AC220m Wi-Fi module OD US	Power: AC 120V/60Hz
Test Mode: Transmit by 802.11n-HT40 at Channel 2422MHz Ant 1	

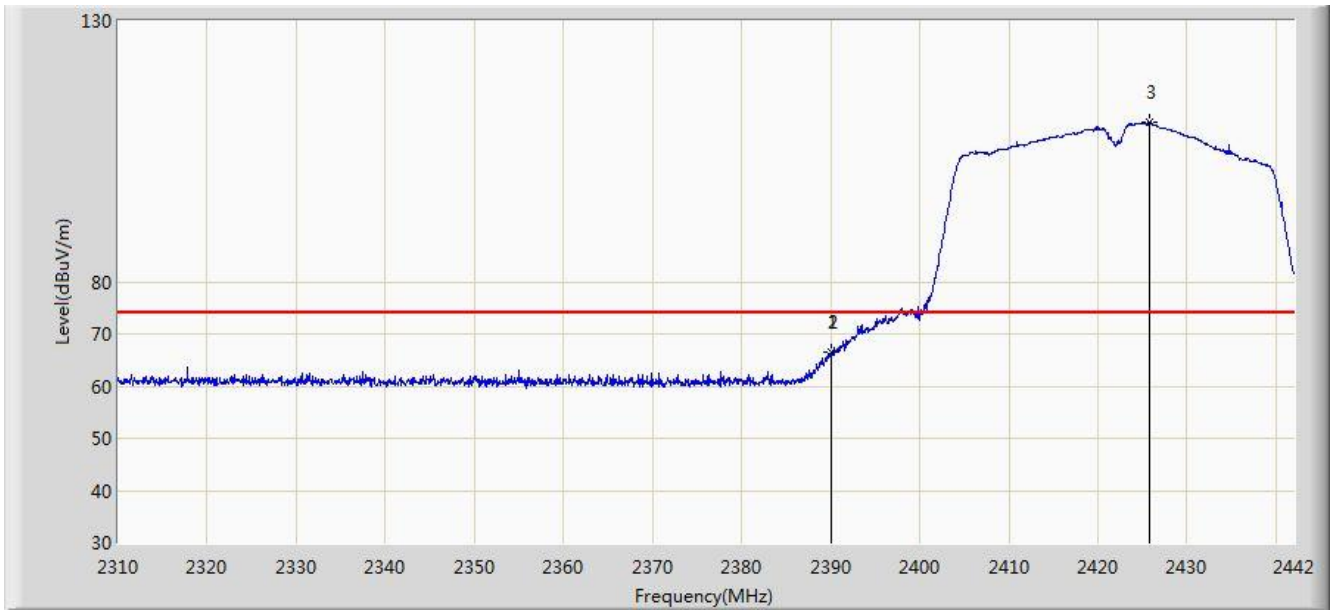


No	Flag	Mark	Frequency (MHz)	Measure Level (dBuV/m)	Reading Level (dBuV)	Margin (dB)	Limit (dBuV/m)	Factor (dB)	Type
1			2390.000	48.595	16.041	-5.405	54.000	32.554	AV
2		*	2423.454	82.772	50.260	N/A	N/A	32.512	AV

Note: Measure Level (dB μ V/m) = Reading Level (dB μ V) + Factor (dB)

Factor (dB) = Cable Loss (dB) + Antenna Factor (dB/m)

Site: AC1	Time: 2017/12/06 - 04:15
Limit: FCC_Part15.209_RE(3m)	Engineer: Peter Xu
Probe: BBHA9120D_1GHz_18GHz	Polarity: Vertical
EUT: AC220m Wi-Fi module OD US	Power: AC 120V/60Hz
Test Mode: Transmit by 802.11n-HT40 at Channel 2422MHz Ant 1	

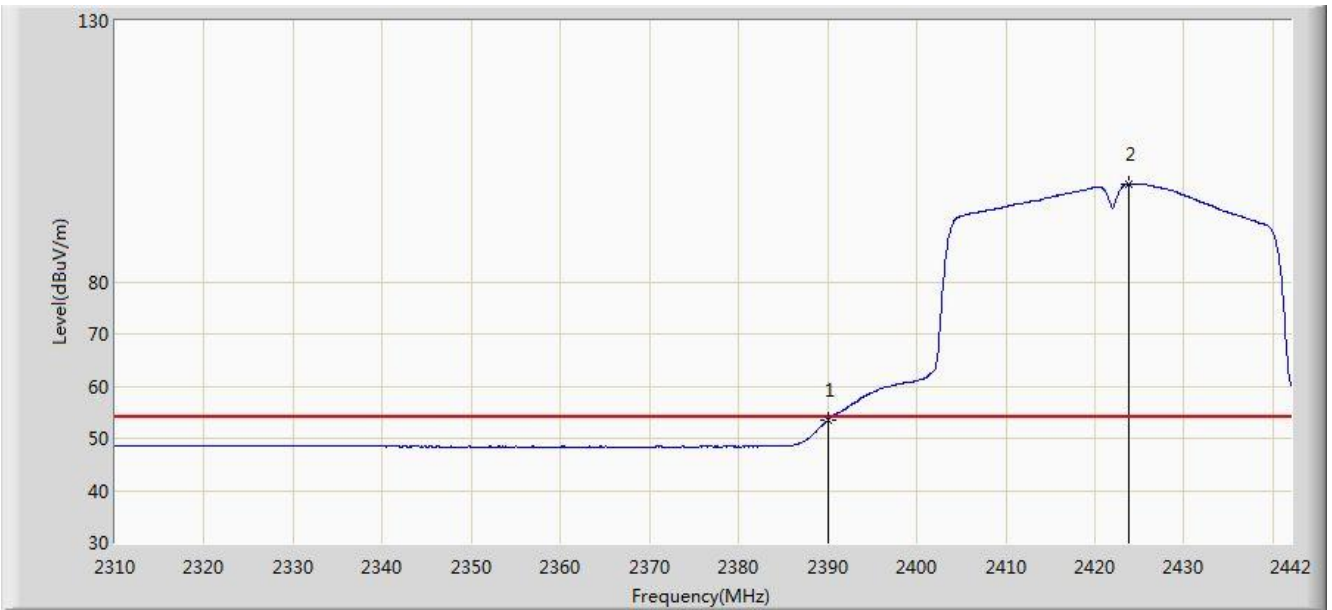


No	Flag	Mark	Frequency (MHz)	Measure Level (dBuV/m)	Reading Level (dBuV)	Margin (dB)	Limit (dBuV/m)	Factor (dB)	Type
1			2389.992	66.531	33.977	-7.469	74.000	32.554	PK
2			2390.000	66.407	33.853	-7.593	74.000	32.554	PK
3		*	2425.764	110.563	78.054	N/A	N/A	32.509	PK

Note: Measure Level (dB μ V/m) = Reading Level (dB μ V) + Factor (dB)

Factor (dB) = Cable Loss (dB) + Antenna Factor (dB/m)

Site: AC1	Time: 2017/12/06 - 04:15
Limit: FCC_Part15.209_RE(3m)	Engineer: Peter Xu
Probe: BBHA9120D_1GHz_18GHz	Polarity: Vertical
EUT: AC220m Wi-Fi module OD US	Power: AC 120V/60Hz
Test Mode: Transmit by 802.11n-HT40 at Channel 2422MHz Ant 1	

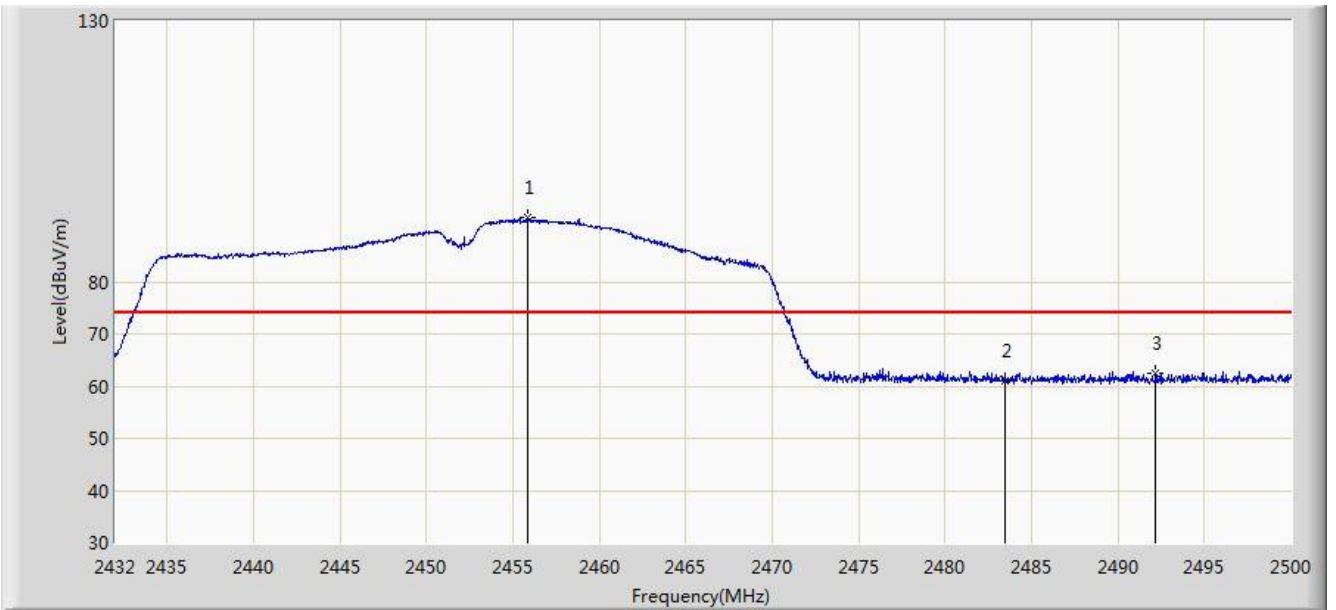


No	Flag	Mark	Frequency (MHz)	Measure Level (dBuV/m)	Reading Level (dBuV)	Margin (dB)	Limit (dBuV/m)	Factor (dB)	Type
1			2390.000	53.441	20.887	-0.559	54.000	32.554	AV
2		*	2423.850	98.800	66.289	N/A	N/A	32.511	AV

Note: Measure Level (dB μ V/m) = Reading Level (dB μ V) + Factor (dB)

Factor (dB) = Cable Loss (dB) + Antenna Factor (dB/m)

Site: AC1	Time: 2017/12/06 - 04:26
Limit: FCC_Part15.209_RE(3m)	Engineer: Peter Xu
Probe: BBHA9120D_1GHz_18GHz	Polarity: Horizontal
EUT: AC220m Wi-Fi module OD US	Power: AC 120V/60Hz
Test Mode: Transmit by 802.11n-HT40 at Channel 2452MHz Ant 1	

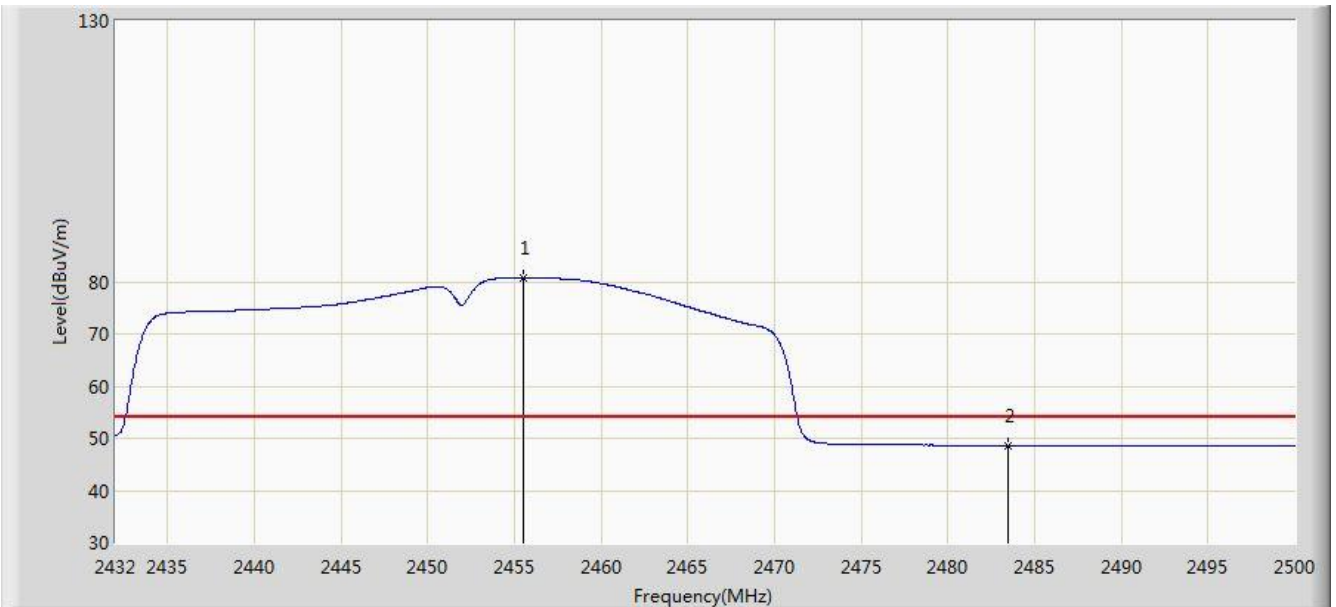


No	Flag	Mark	Frequency (MHz)	Measure Level (dBuV/m)	Reading Level (dBuV)	Margin (dB)	Limit (dBuV/m)	Factor (dB)	Type
1		*	2455.834	92.279	59.773	N/A	N/A	32.505	PK
2			2483.500	61.111	28.530	-12.889	74.000	32.580	PK
3			2492.180	62.563	29.956	-11.437	74.000	32.607	PK

Note: Measure Level (dB μ V/m) = Reading Level (dB μ V) + Factor (dB)

Factor (dB) = Cable Loss (dB) + Antenna Factor (dB/m)

Site: AC1	Time: 2017/12/06 - 04:26
Limit: FCC_Part15.209_RE(3m)	Engineer: Peter Xu
Probe: BBHA9120D_1GHz_18GHz	Polarity: Horizontal
EUT: AC220m Wi-Fi module OD US	Power: AC 120V/60Hz
Test Mode: Transmit by 802.11n-HT40 at Channel 2452MHz Ant 1	

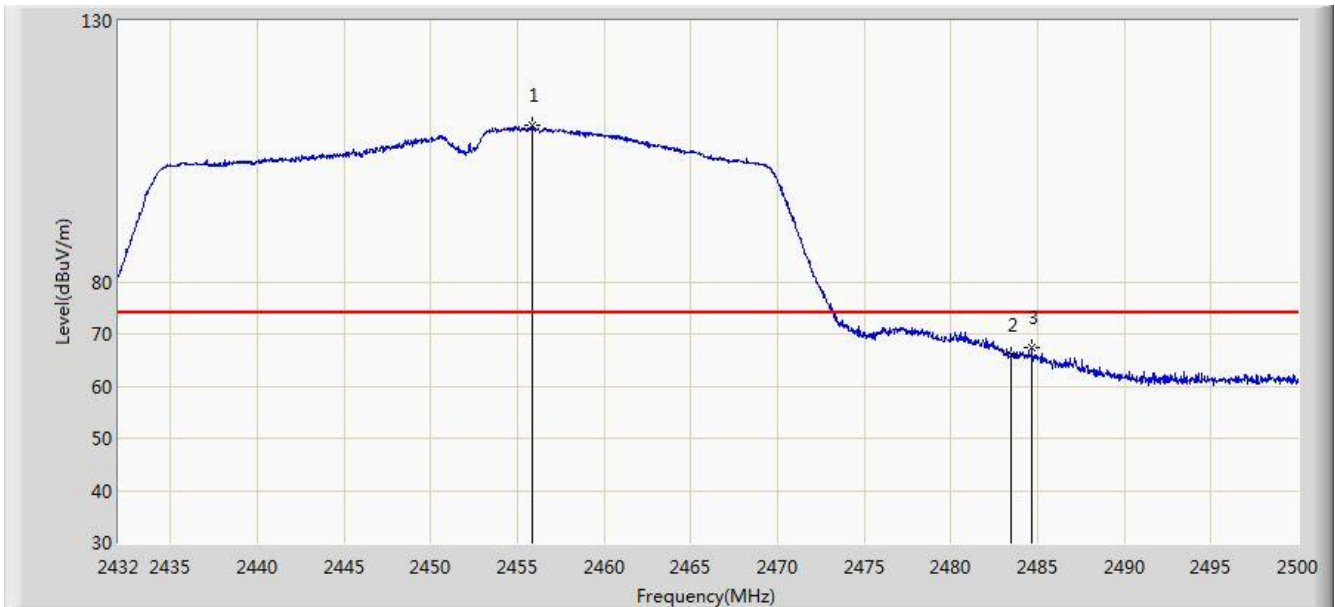


No	Flag	Mark	Frequency (MHz)	Measure Level (dBuV/m)	Reading Level (dBuV)	Margin (dB)	Limit (dBuV/m)	Factor (dB)	Type
1		*	2455.494	80.786	48.281	N/A	N/A	32.505	AV
2			2483.500	48.582	16.001	-5.418	54.000	32.580	AV

Note: Measure Level (dBuV/m) = Reading Level (dBuV) + Factor (dB)

Factor (dB) = Cable Loss (dB) + Antenna Factor (dB/m)

Site: AC1	Time: 2017/12/06 - 04:25
Limit: FCC_Part15.209_RE(3m)	Engineer: Peter Xu
Probe: BBHA9120D_1GHz_18GHz	Polarity: Vertical
EUT: AC220m Wi-Fi module OD US	Power: AC 120V/60Hz
Test Mode: Transmit by 802.11n-HT40 at Channel 2452MHz Ant 1	

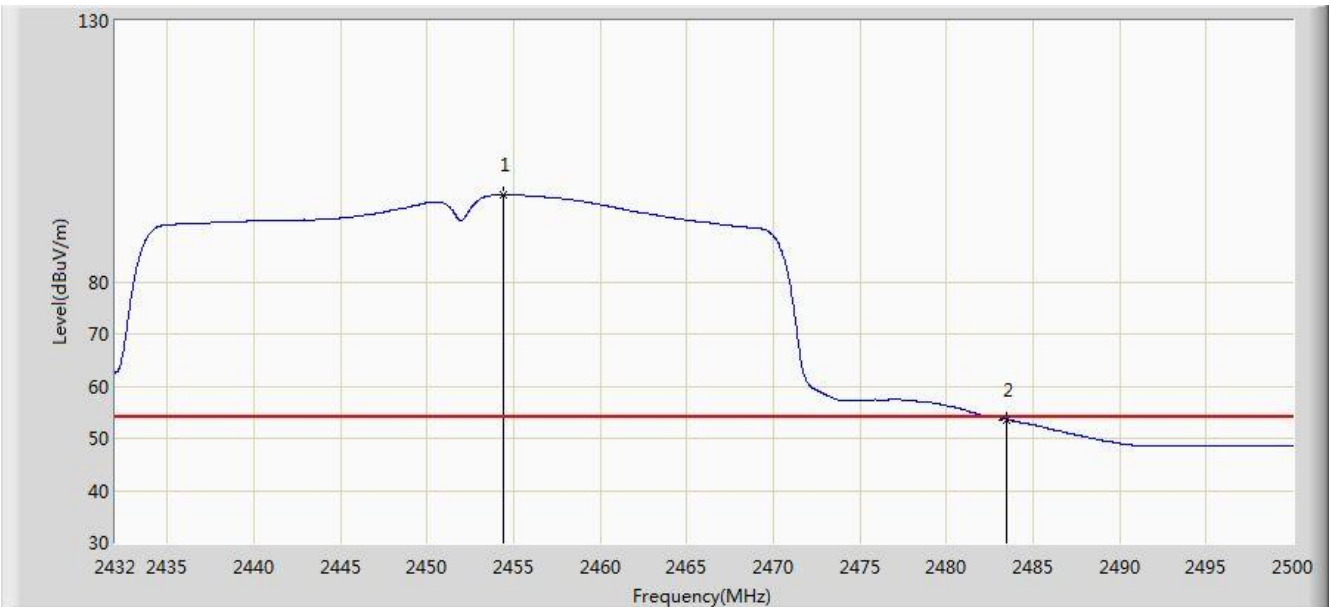


No	Flag	Mark	Frequency (MHz)	Measure Level (dBuV/m)	Reading Level (dBuV)	Margin (dB)	Limit (dBuV/m)	Factor (dB)	Type
1		*	2455.902	109.996	77.490	N/A	N/A	32.505	PK
2			2483.500	65.938	33.357	-8.062	74.000	32.580	PK
3			2484.666	67.489	34.905	-6.511	74.000	32.584	PK

Note: Measure Level (dB μ V/m) = Reading Level (dB μ V) + Factor (dB)

Factor (dB) = Cable Loss (dB) + Antenna Factor (dB/m)

Site: AC1	Time: 2017/12/06 - 04:24
Limit: FCC_Part15.209_RE(3m)	Engineer: Peter Xu
Probe: BBHA9120D_1GHz_18GHz	Polarity: Vertical
EUT: AC220m Wi-Fi module OD US	Power: AC 120V/60Hz
Test Mode: Transmit by 802.11n-HT40 at Channel 2452MHz Ant 1	

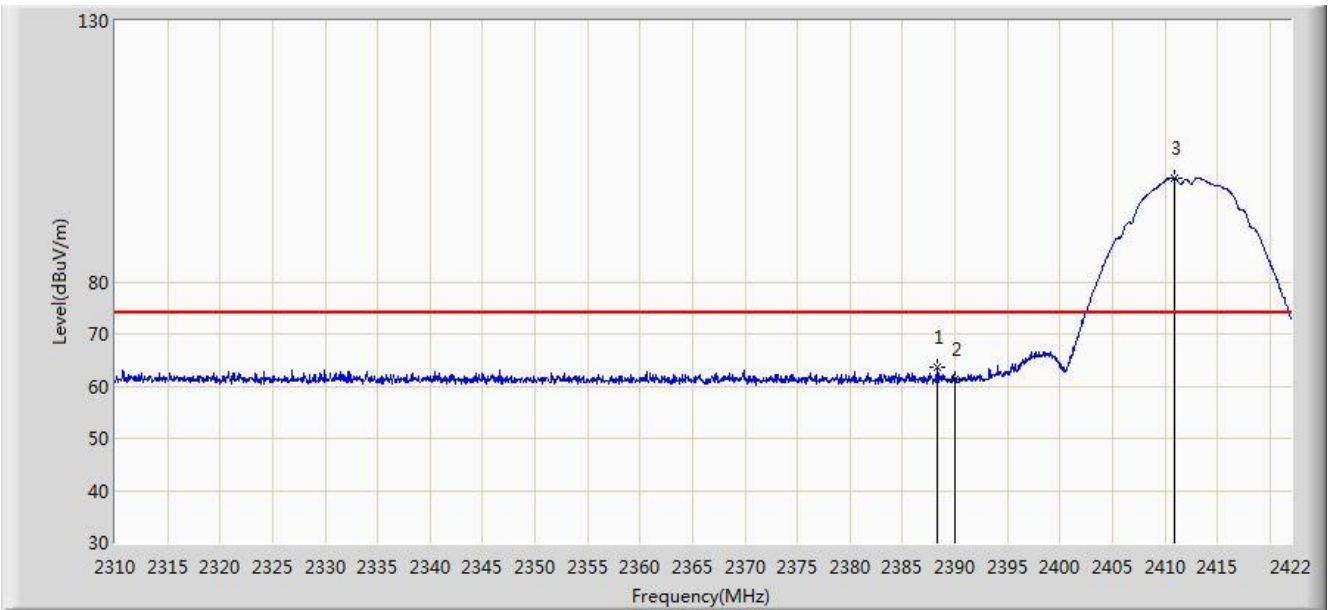


No	Flag	Mark	Frequency (MHz)	Measure Level (dBuV/m)	Reading Level (dBuV)	Margin (dB)	Limit (dBuV/m)	Factor (dB)	Type
1		*	2454.372	96.649	64.146	N/A	N/A	32.503	AV
2			2483.500	53.606	21.025	-0.394	54.000	32.580	AV

Note: Measure Level (dB μ V/m) = Reading Level (dB μ V) + Factor (dB)

Factor (dB) = Cable Loss (dB) + Antenna Factor (dB/m)

Site: AC1	Time: 2017/12/06 - 05:03
Limit: FCC_Part15.209_RE(3m)	Engineer: Peter Xu
Probe: BBHA9120D_1GHz_18GHz	Polarity: Horizontal
EUT: AC220m Wi-Fi module OD US	Power: AC 120V/60Hz
Test Mode: Transmit by 802.11b at Channel 2412MHz Ant 0 + 1 (CDD Mode)	

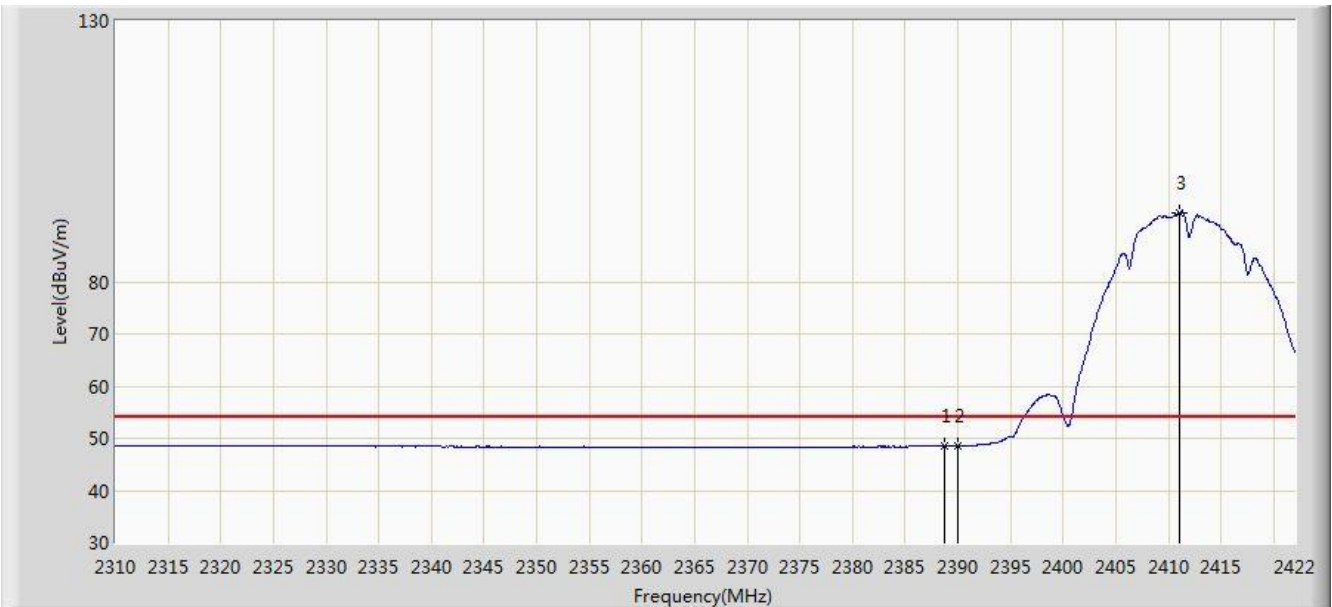


No	Flag	Mark	Frequency (MHz)	Measure Level (dBuV/m)	Reading Level (dBuV)	Margin (dB)	Limit (dBuV/m)	Factor (dB)	Type
1			2388.288	63.569	31.012	-10.431	74.000	32.557	PK
2			2390.000	61.290	28.736	-12.710	74.000	32.554	PK
3		*	2410.968	99.880	67.353	N/A	N/A	32.527	PK

Note: Measure Level (dB μ V/m) = Reading Level (dB μ V) + Factor (dB)

Factor (dB) = Cable Loss (dB) + Antenna Factor (dB/m)

Site: AC1	Time: 2017/12/06 - 05:05
Limit: FCC_Part15.209_RE(3m)	Engineer: Peter Xu
Probe: BBHA9120D_1GHz_18GHz	Polarity: Horizontal
EUT: AC220m Wi-Fi module OD US	Power: AC 120V/60Hz
Test Mode: Transmit by 802.11b at Channel 2412MHz Ant 0 + 1 (CDD Mode)	

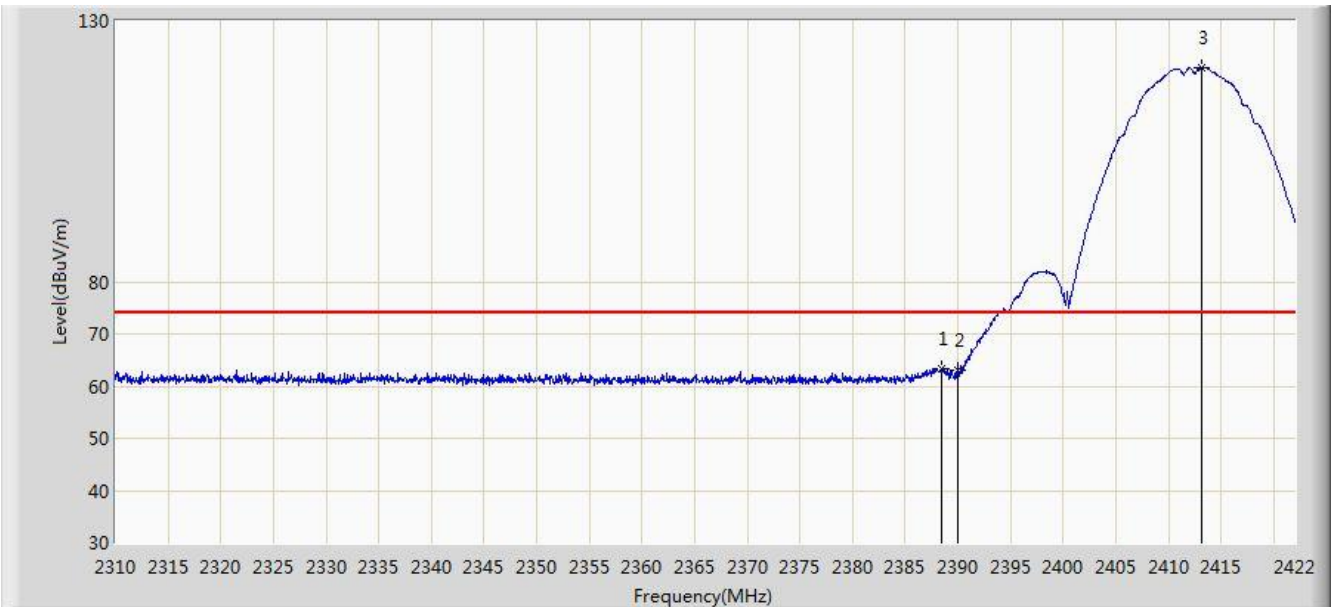


No	Flag	Mark	Frequency (MHz)	Measure Level (dBuV/m)	Reading Level (dBuV)	Margin (dB)	Limit (dBuV/m)	Factor (dB)	Type
1			2388.736	48.523	15.967	-5.477	54.000	32.557	AV
2			2390.000	48.437	15.883	-5.563	54.000	32.554	AV
3		*	2411.080	93.302	60.775	N/A	N/A	32.527	AV

Note: Measure Level (dB μ V/m) = Reading Level (dB μ V) + Factor (dB)

Factor (dB) = Cable Loss (dB) + Antenna Factor (dB/m)

Site: AC1	Time: 2017/12/06 - 05:02
Limit: FCC_Part15.209_RE(3m)	Engineer: Peter Xu
Probe: BBHA9120D_1GHz_18GHz	Polarity: Vertical
EUT: AC220m Wi-Fi module OD US	Power: AC 120V/60Hz
Test Mode: Transmit by 802.11b at Channel 2412MHz Ant 0 + 1 (CDD Mode)	

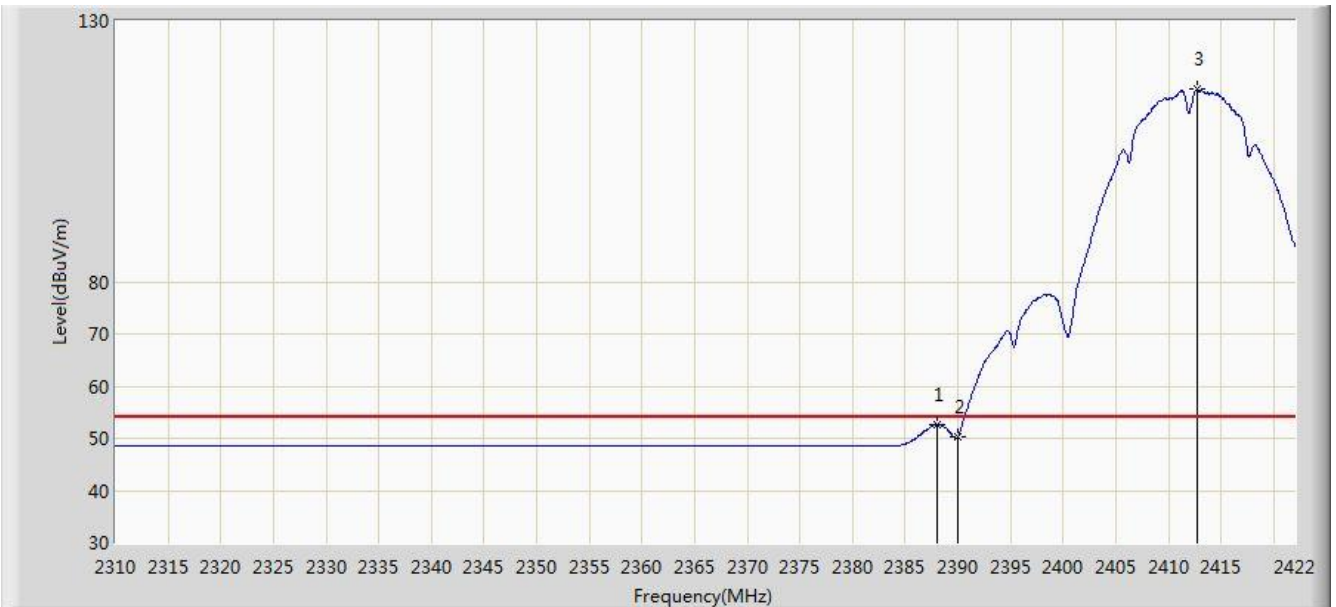


No	Flag	Mark	Frequency (MHz)	Measure Level (dBuV/m)	Reading Level (dBuV)	Margin (dB)	Limit (dBuV/m)	Factor (dB)	Type
1			2388.400	63.461	30.904	-10.539	74.000	32.556	PK
2			2390.000	62.912	30.358	-11.088	74.000	32.554	PK
3		*	2413.208	121.112	88.588	N/A	N/A	32.524	PK

Note: Measure Level (dB μ V/m) = Reading Level (dB μ V) + Factor (dB)

Factor (dB) = Cable Loss (dB) + Antenna Factor (dB/m)

Site: AC1	Time: 2017/12/06 - 05:00
Limit: FCC_Part15.209_RE(3m)	Engineer: Peter Xu
Probe: BBHA9120D_1GHz_18GHz	Polarity: Vertical
EUT: AC220m Wi-Fi module OD US	Power: AC 120V/60Hz
Test Mode: Transmit by 802.11b at Channel 2412MHz Ant 0 + 1 (CDD Mode)	

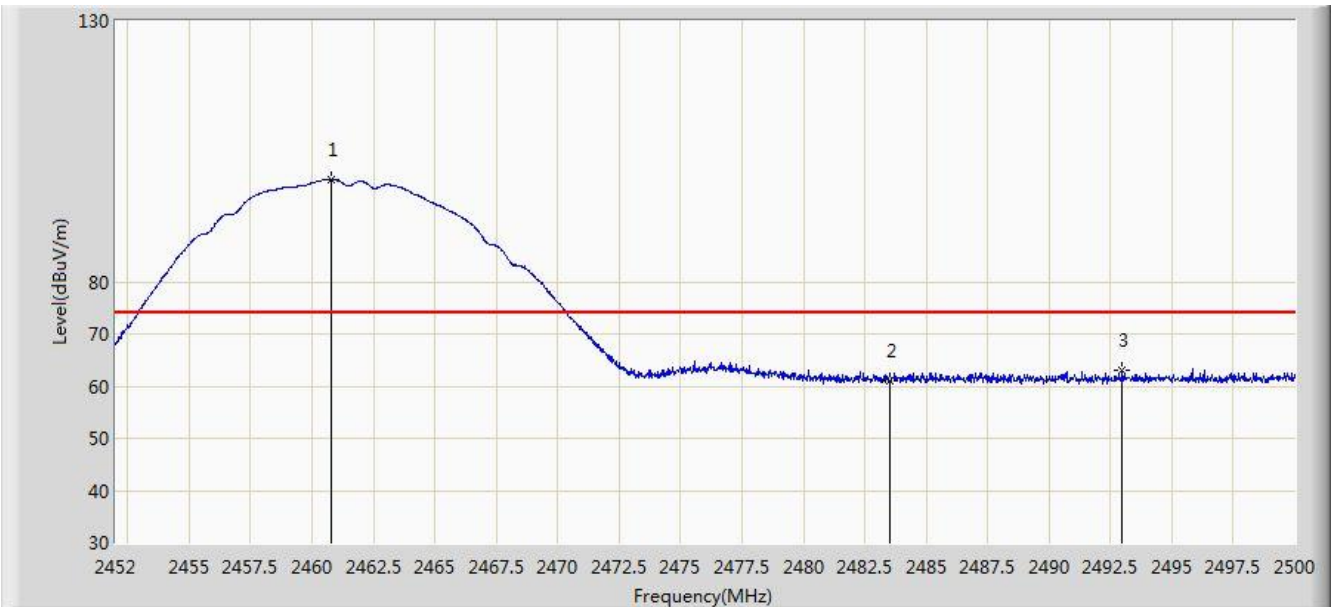


No	Flag	Mark	Frequency (MHz)	Measure Level (dBuV/m)	Reading Level (dBuV)	Margin (dB)	Limit (dBuV/m)	Factor (dB)	Type
1			2388.064	52.746	20.189	-1.254	54.000	32.557	AV
2			2390.000	50.329	17.775	-3.671	54.000	32.554	AV
3		*	2412.704	116.955	84.430	N/A	N/A	32.525	AV

Note: Measure Level (dB μ V/m) = Reading Level (dB μ V) + Factor (dB)

Factor (dB) = Cable Loss (dB) + Antenna Factor (dB/m)

Site: AC1	Time: 2017/12/06 - 05:20
Limit: FCC_Part15.209_RE(3m)	Engineer: Peter Xu
Probe: BBHA9120D_1GHz_18GHz	Polarity: Horizontal
EUT: AC220m Wi-Fi module OD US	Power: AC 120V/60Hz
Test Mode: Transmit by 802.11b at Channel 2462MHz Ant 0 + 1 (CDD Mode)	



No	Flag	Mark	Frequency (MHz)	Measure Level (dBuV/m)	Reading Level (dBuV)	Margin (dB)	Limit (dBuV/m)	Factor (dB)	Type
1		*	2460.784	99.581	67.067	N/A	N/A	32.514	PK
2			2483.500	60.888	28.307	-13.112	74.000	32.580	PK
3			2492.992	63.064	30.455	-10.936	74.000	32.609	PK

Note: Measure Level (dB μ V/m) = Reading Level (dB μ V) + Factor (dB)

Factor (dB) = Cable Loss (dB) + Antenna Factor (dB/m)

Site: AC1	Time: 2017/12/06 - 05:22
Limit: FCC_Part15.209_RE(3m)	Engineer: Peter Xu
Probe: BBHA9120D_1GHz_18GHz	Polarity: Horizontal
EUT: AC220m Wi-Fi module OD US	Power: AC 120V/60Hz
Test Mode: Transmit by 802.11b at Channel 2462MHz Ant 0 + 1 (CDD Mode)	

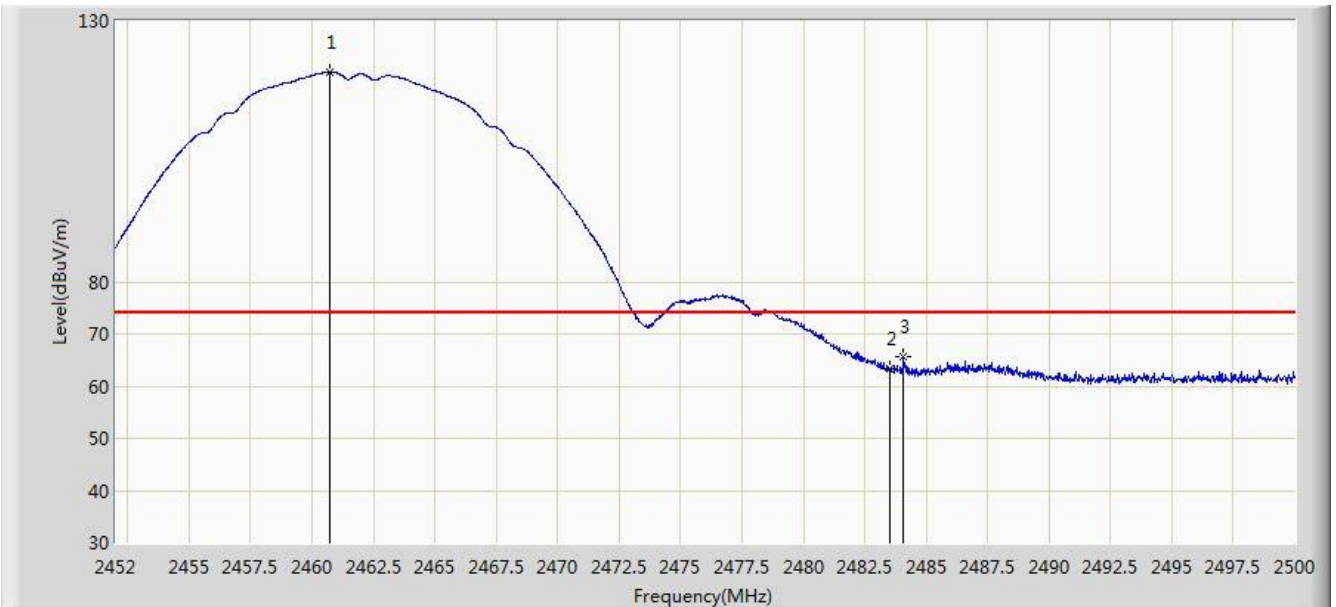


No	Flag	Mark	Frequency (MHz)	Measure Level (dBuV/m)	Reading Level (dBuV)	Margin (dB)	Limit (dBuV/m)	Factor (dB)	Type
1		*	2461.072	96.024	63.509	N/A	N/A	32.514	AV
2			2483.500	48.500	15.919	-5.500	54.000	32.580	AV

Note: Measure Level (dBuV/m) = Reading Level (dBuV) + Factor (dB)

Factor (dB) = Cable Loss (dB) + Antenna Factor (dB/m)

Site: AC1	Time: 2017/12/06 - 05:18
Limit: FCC_Part15.209_RE(3m)	Engineer: Peter Xu
Probe: BBHA9120D_1GHz_18GHz	Polarity: Vertical
EUT: AC220m Wi-Fi module OD US	Power: AC 120V/60Hz
Test Mode: Transmit by 802.11b at Channel 2462MHz Ant 0 + 1 (CDD Mode)	



No	Flag	Mark	Frequency (MHz)	Measure Level (dBuV/m)	Reading Level (dBuV)	Margin (dB)	Limit (dBuV/m)	Factor (dB)	Type
1		*	2460.712	120.101	87.587	N/A	N/A	32.514	PK
2			2483.500	63.260	30.679	-10.740	74.000	32.580	PK
3			2484.088	65.618	33.036	-8.382	74.000	32.582	PK

Note: Measure Level (dB μ V/m) = Reading Level (dB μ V) + Factor (dB)

Factor (dB) = Cable Loss (dB) + Antenna Factor (dB/m)

Site: AC1	Time: 2017/12/06 - 05:11
Limit: FCC_Part15.209_RE(3m)	Engineer: Peter Xu
Probe: BBHA9120D_1GHz_18GHz	Polarity: Vertical
EUT: AC220m Wi-Fi module OD US	Power: AC 120V/60Hz
Test Mode: Transmit by 802.11b at Channel 2462MHz Ant 0 + 1 (CDD Mode)	

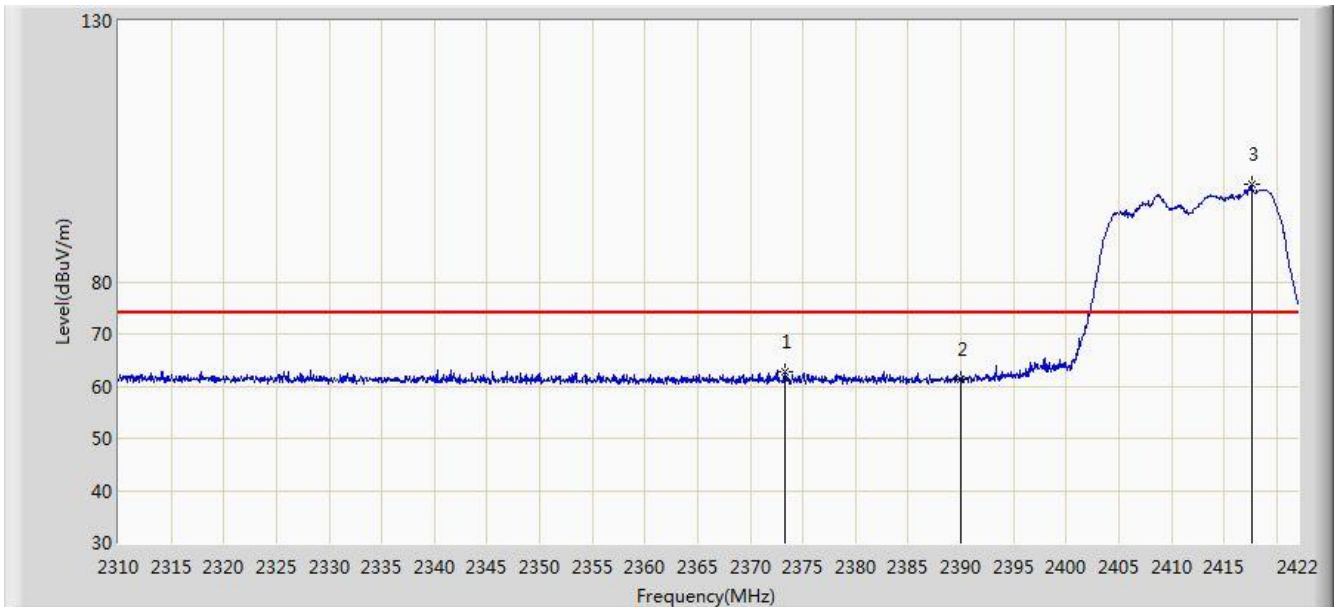


No	Flag	Mark	Frequency (MHz)	Measure Level (dBuV/m)	Reading Level (dBuV)	Margin (dB)	Limit (dBuV/m)	Factor (dB)	Type
1		*	2461.240	116.464	83.949	N/A	N/A	32.515	AV
2			2483.500	53.706	21.125	-0.294	54.000	32.580	AV
3			2486.344	52.981	20.392	-1.019	54.000	32.589	AV

Note: Measure Level (dB μ V/m) = Reading Level (dB μ V) + Factor (dB)

Factor (dB) = Cable Loss (dB) + Antenna Factor (dB/m)

Site: AC1	Time: 2017/12/06 - 05:31
Limit: FCC_Part15.209_RE(3m)	Engineer: Peter Xu
Probe: BBHA9120D_1GHz_18GHz	Polarity: Horizontal
EUT: AC220m Wi-Fi module OD US	Power: AC 120V/60Hz
Test Mode: Transmit by 802.11g at Channel 2412MHz Ant 0 + 1 (CDD Mode)	

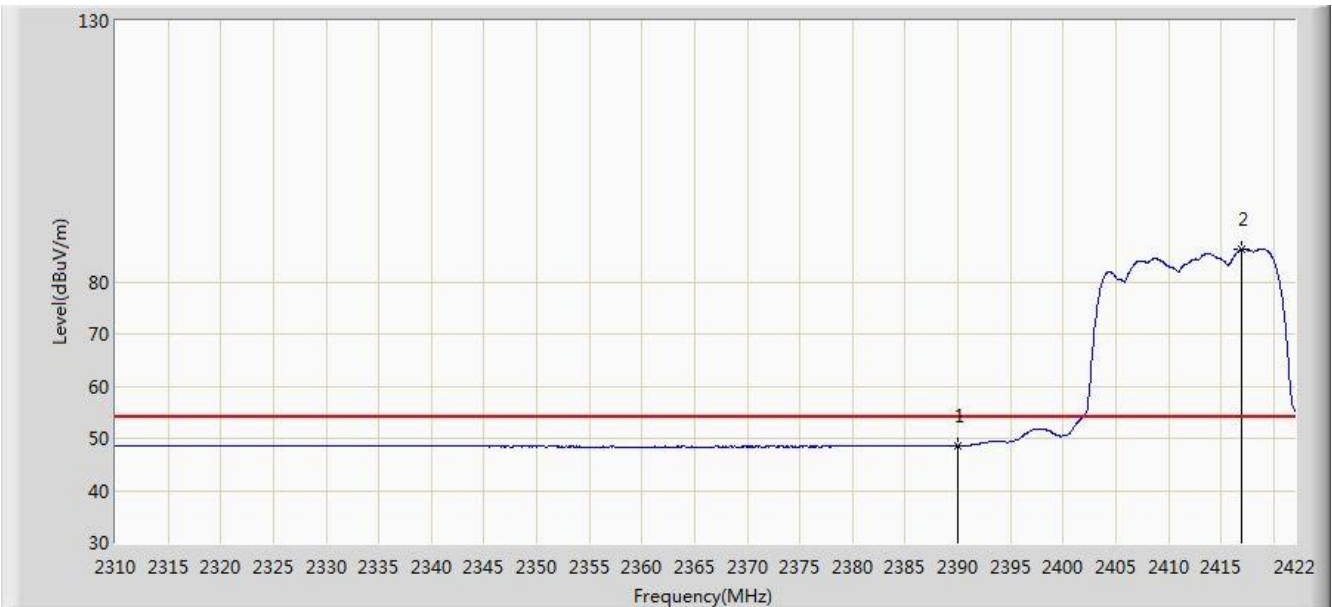


No	Flag	Mark	Frequency (MHz)	Measure Level (dBuV/m)	Reading Level (dBuV)	Margin (dB)	Limit (dBuV/m)	Factor (dB)	Type
1			2373.280	62.825	30.248	-11.175	74.000	32.578	PK
2			2390.000	61.373	28.819	-12.627	74.000	32.554	PK
3		*	2417.632	98.746	66.227	N/A	N/A	32.519	PK

Note: Measure Level (dB μ V/m) = Reading Level (dB μ V) + Factor (dB)

Factor (dB) = Cable Loss (dB) + Antenna Factor (dB/m)

Site: AC1	Time: 2017/12/06 - 05:33
Limit: FCC_Part15.209_RE(3m)	Engineer: Peter Xu
Probe: BBHA9120D_1GHz_18GHz	Polarity: Horizontal
EUT: AC220m Wi-Fi module OD US	Power: AC 120V/60Hz
Test Mode: Transmit by 802.11g at Channel 2412MHz Ant 0 + 1 (CDD Mode)	

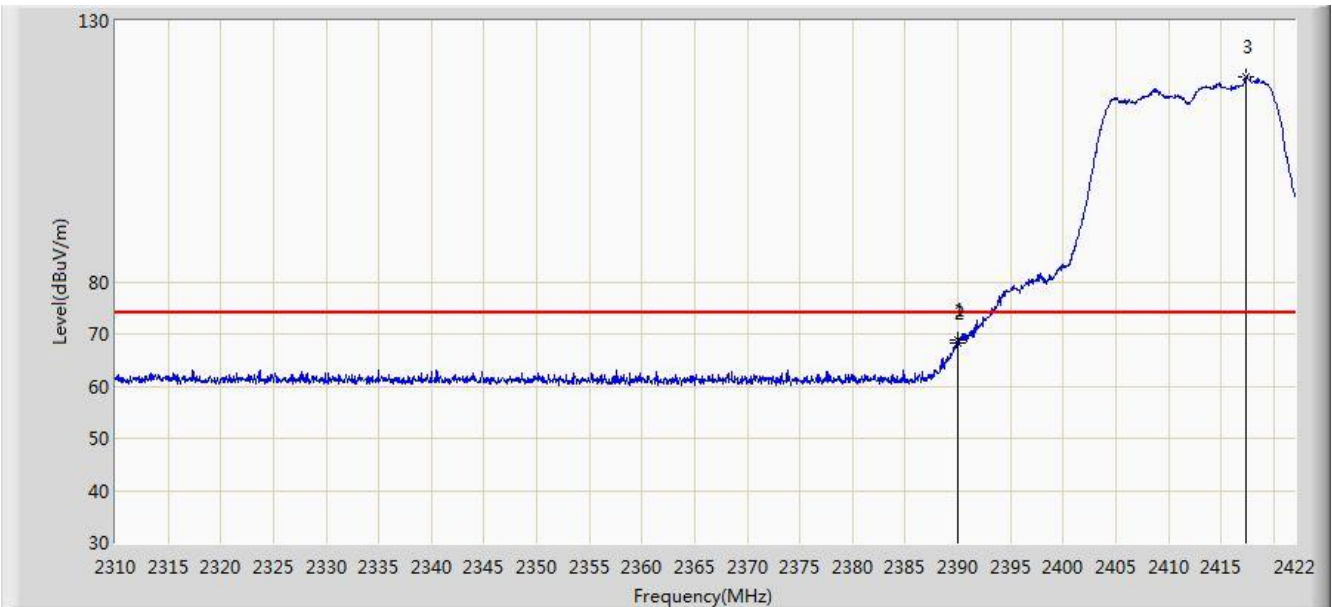


No	Flag	Mark	Frequency (MHz)	Measure Level (dBuV/m)	Reading Level (dBuV)	Margin (dB)	Limit (dBuV/m)	Factor (dB)	Type
1			2390.000	48.511	15.957	-5.489	54.000	32.554	AV
2		*	2416.904	86.219	53.699	N/A	N/A	32.520	AV

Note: Measure Level (dB μ V/m) = Reading Level (dB μ V) + Factor (dB)

Factor (dB) = Cable Loss (dB) + Antenna Factor (dB/m)

Site: AC1	Time: 2017/12/06 - 05:30
Limit: FCC_Part15.209_RE(3m)	Engineer: Peter Xu
Probe: BBHA9120D_1GHz_18GHz	Polarity: Vertical
EUT: AC220m Wi-Fi module OD US	Power: AC 120V/60Hz
Test Mode: Transmit by 802.11g at Channel 2412MHz Ant 0 + 1 (CDD Mode)	

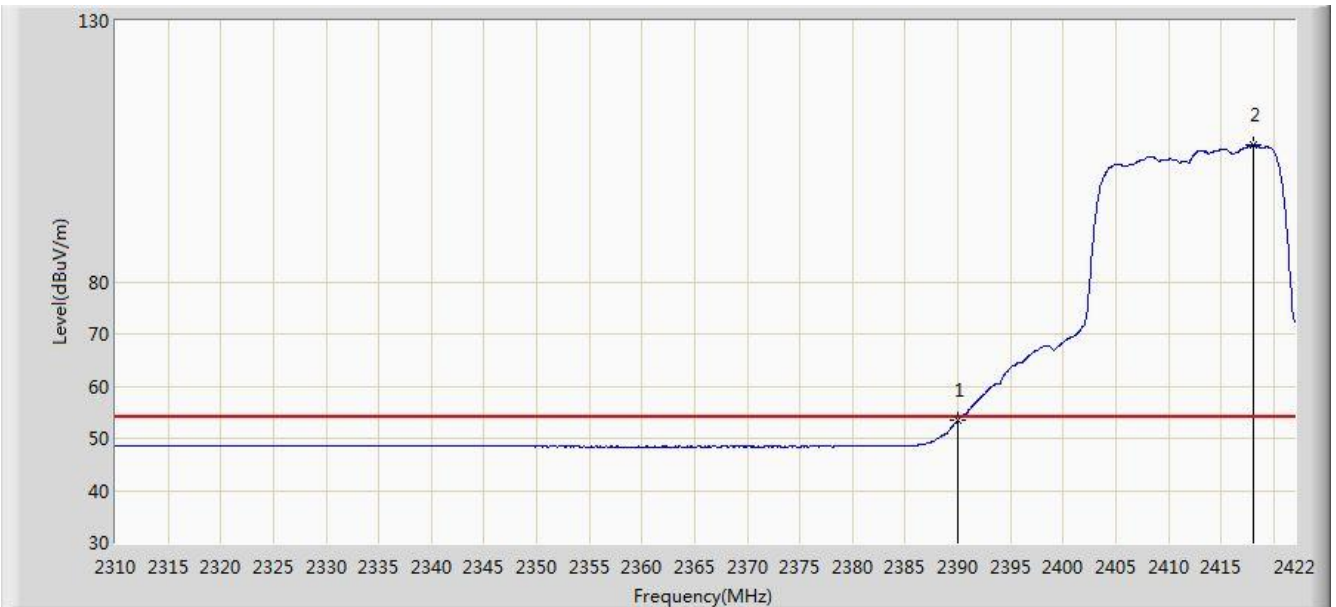


No	Flag	Mark	Frequency (MHz)	Measure Level (dBuV/m)	Reading Level (dBuV)	Margin (dB)	Limit (dBuV/m)	Factor (dB)	Type
1			2389.968	68.787	36.233	-5.213	74.000	32.554	PK
2			2390.000	68.370	35.816	-5.630	74.000	32.554	PK
3		*	2417.408	119.249	86.730	N/A	N/A	32.520	PK

Note: Measure Level (dBμV/m) = Reading Level (dBμV) + Factor (dB)

Factor (dB) = Cable Loss (dB) + Antenna Factor (dB/m)

Site: AC1	Time: 2017/12/06 - 05:27
Limit: FCC_Part15.209_RE(3m)	Engineer: Peter Xu
Probe: BBHA9120D_1GHz_18GHz	Polarity: Vertical
EUT: AC220m Wi-Fi module OD US	Power: AC 120V/60Hz
Test Mode: Transmit by 802.11g at Channel 2412MHz Ant 0 + 1 (CDD Mode)	

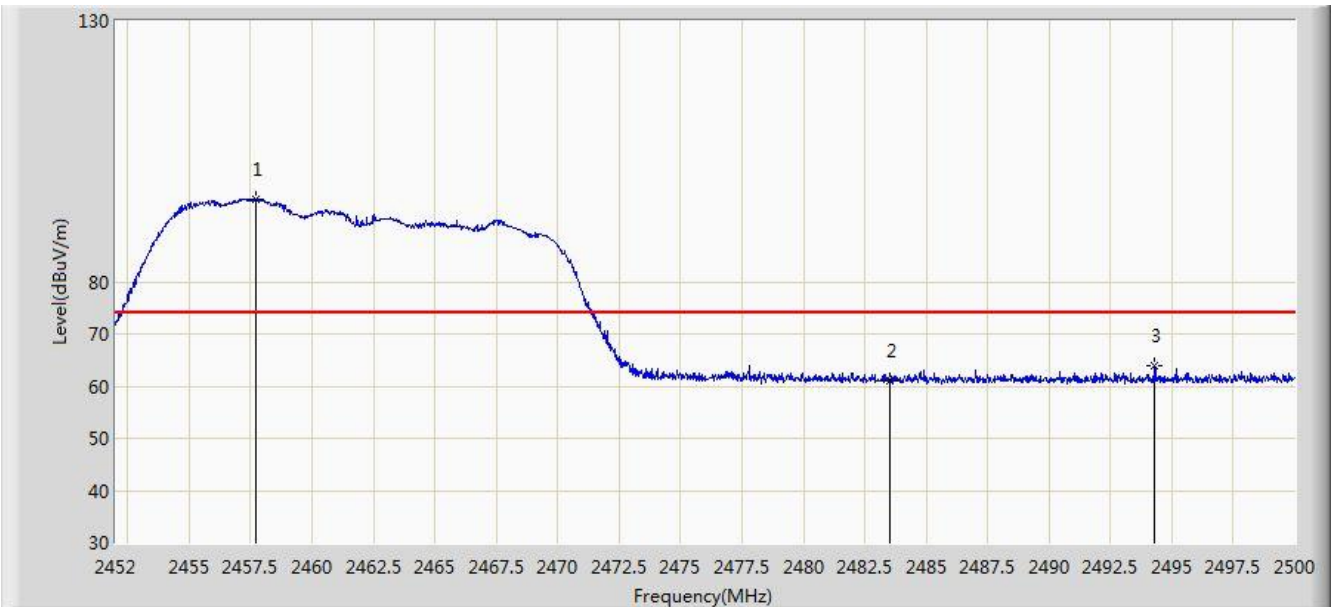


No	Flag	Mark	Frequency (MHz)	Measure Level (dBuV/m)	Reading Level (dBuV)	Margin (dB)	Limit (dBuV/m)	Factor (dB)	Type
1			2390.000	53.461	20.907	-0.539	54.000	32.554	AV
2		*	2418.080	106.273	73.755	N/A	N/A	32.518	AV

Note: Measure Level (dB μ V/m) = Reading Level (dB μ V) + Factor (dB)

Factor (dB) = Cable Loss (dB) + Antenna Factor (dB/m)

Site: AC1	Time: 2017/12/06 - 05:45
Limit: FCC_Part15.209_RE(3m)	Engineer: Peter Xu
Probe: BBHA9120D_1GHz_18GHz	Polarity: Horizontal
EUT: AC220m Wi-Fi module OD US	Power: AC 120V/60Hz
Test Mode: Transmit by 802.11g at Channel 2462MHz Ant 0 + 1 (CDD Mode)	

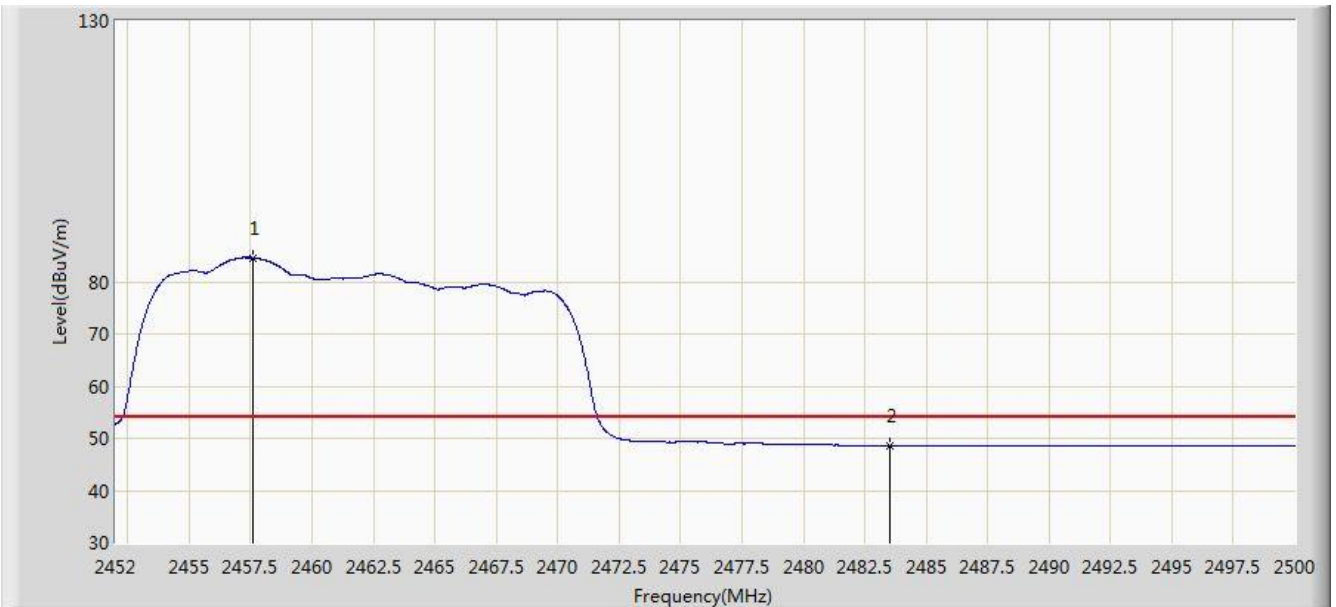


No	Flag	Mark	Frequency (MHz)	Measure Level (dBuV/m)	Reading Level (dBuV)	Margin (dB)	Limit (dBuV/m)	Factor (dB)	Type
1		*	2457.712	95.821	63.312	N/A	N/A	32.508	PK
2			2483.500	61.048	28.467	-12.952	74.000	32.580	PK
3			2494.312	63.816	31.203	-10.184	74.000	32.613	PK

Note: Measure Level (dB μ V/m) = Reading Level (dB μ V) + Factor (dB)

Factor (dB) = Cable Loss (dB) + Antenna Factor (dB/m)

Site: AC1	Time: 2017/12/06 - 05:46
Limit: FCC_Part15.209_RE(3m)	Engineer: Peter Xu
Probe: BBHA9120D_1GHz_18GHz	Polarity: Horizontal
EUT: AC220m Wi-Fi module OD US	Power: AC 120V/60Hz
Test Mode: Transmit by 802.11g at Channel 2462MHz Ant 0 + 1 (CDD Mode)	

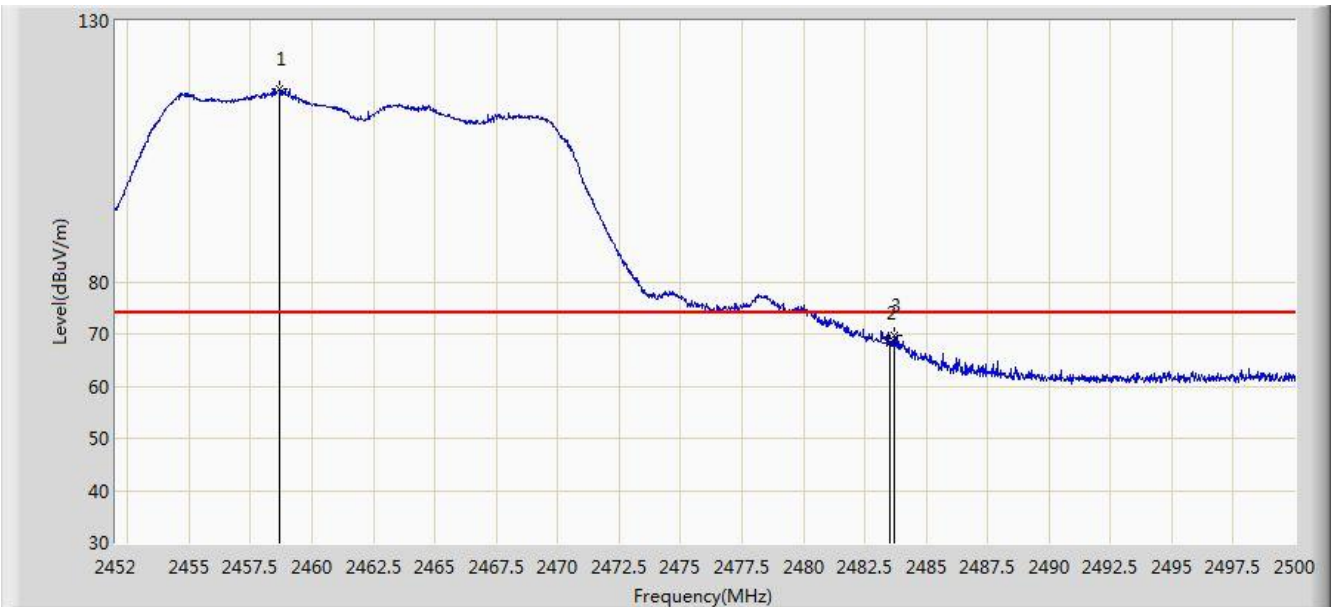


No	Flag	Mark	Frequency (MHz)	Measure Level (dBuV/m)	Reading Level (dBuV)	Margin (dB)	Limit (dBuV/m)	Factor (dB)	Type
1		*	2457.568	84.635	52.126	N/A	N/A	32.508	AV
2			2483.500	48.581	16.000	-5.419	54.000	32.580	AV

Note: Measure Level (dBuV/m) = Reading Level (dBuV) + Factor (dB)

Factor (dB) = Cable Loss (dB) + Antenna Factor (dB/m)

Site: AC1	Time: 2017/12/06 - 05:43
Limit: FCC_Part15.209_RE(3m)	Engineer: Peter Xu
Probe: BBHA9120D_1GHz_18GHz	Polarity: Vertical
EUT: AC220m Wi-Fi module OD US	Power: AC 120V/60Hz
Test Mode: Transmit by 802.11g at Channel 2462MHz Ant 0 + 1 (CDD Mode)	



No	Flag	Mark	Frequency (MHz)	Measure Level (dBuV/m)	Reading Level (dBuV)	Margin (dB)	Limit (dBuV/m)	Factor (dB)	Type
1		*	2458.696	116.818	84.307	N/A	N/A	32.510	PK
2			2483.500	68.274	35.693	-5.726	74.000	32.580	PK
3			2483.680	69.789	37.208	-4.211	74.000	32.582	PK

Note: Measure Level (dBμV/m) = Reading Level (dBμV) + Factor (dB)

Factor (dB) = Cable Loss (dB) + Antenna Factor (dB/m)

Site: AC1	Time: 2017/12/06 - 05:41
Limit: FCC_Part15.209_RE(3m)	Engineer: Peter Xu
Probe: BBHA9120D_1GHz_18GHz	Polarity: Vertical
EUT: AC220m Wi-Fi module OD US	Power: AC 120V/60Hz
Test Mode: Transmit by 802.11g at Channel 2462MHz Ant 0 + 1 (CDD Mode)	

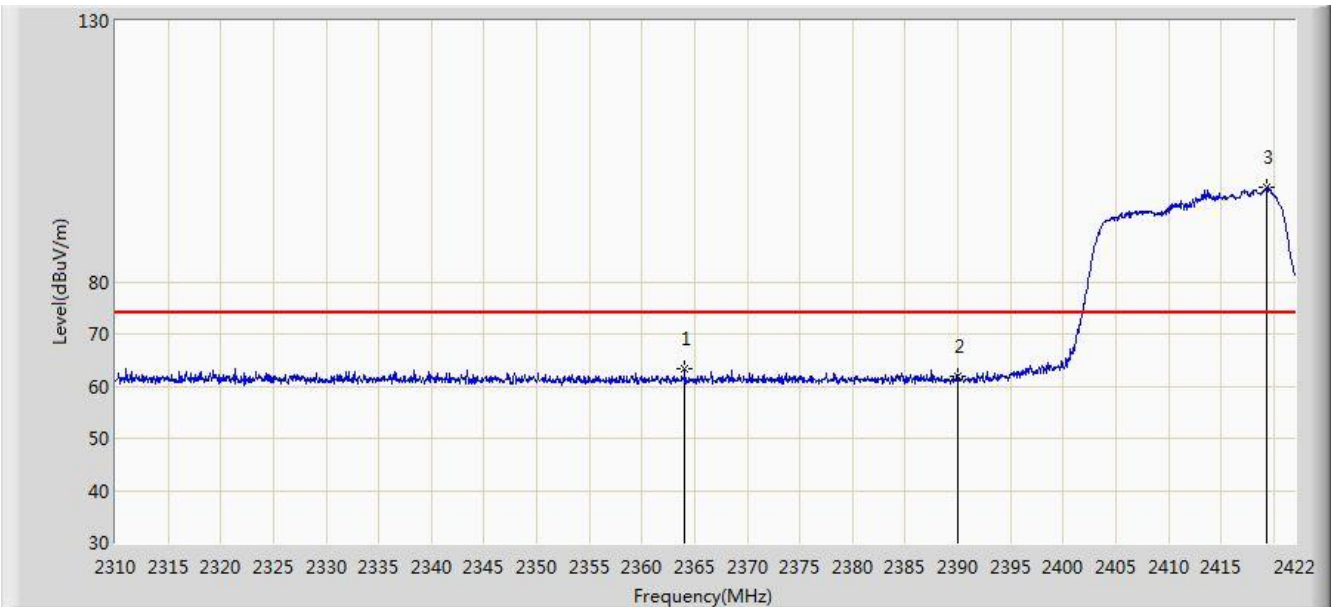


No	Flag	Mark	Frequency (MHz)	Measure Level (dBuV/m)	Reading Level (dBuV)	Margin (dB)	Limit (dBuV/m)	Factor (dB)	Type
1		*	2457.424	103.157	70.649	N/A	N/A	32.508	AV
2			2483.500	53.387	20.806	-0.613	54.000	32.580	AV

Note: Measure Level (dBuV/m) = Reading Level (dBuV) + Factor (dB)

Factor (dB) = Cable Loss (dB) + Antenna Factor (dB/m)

Site: AC1	Time: 2017/12/06 - 05:56
Limit: FCC_Part15.209_RE(3m)	Engineer: Peter Xu
Probe: BBHA9120D_1GHz_18GHz	Polarity: Horizontal
EUT: AC220m Wi-Fi module OD US	Power: AC 120V/60Hz
Test Mode: Transmit by 802.11n-HT20 at Channel 2412MHz Ant 0 + 1 (CDD Mode)	

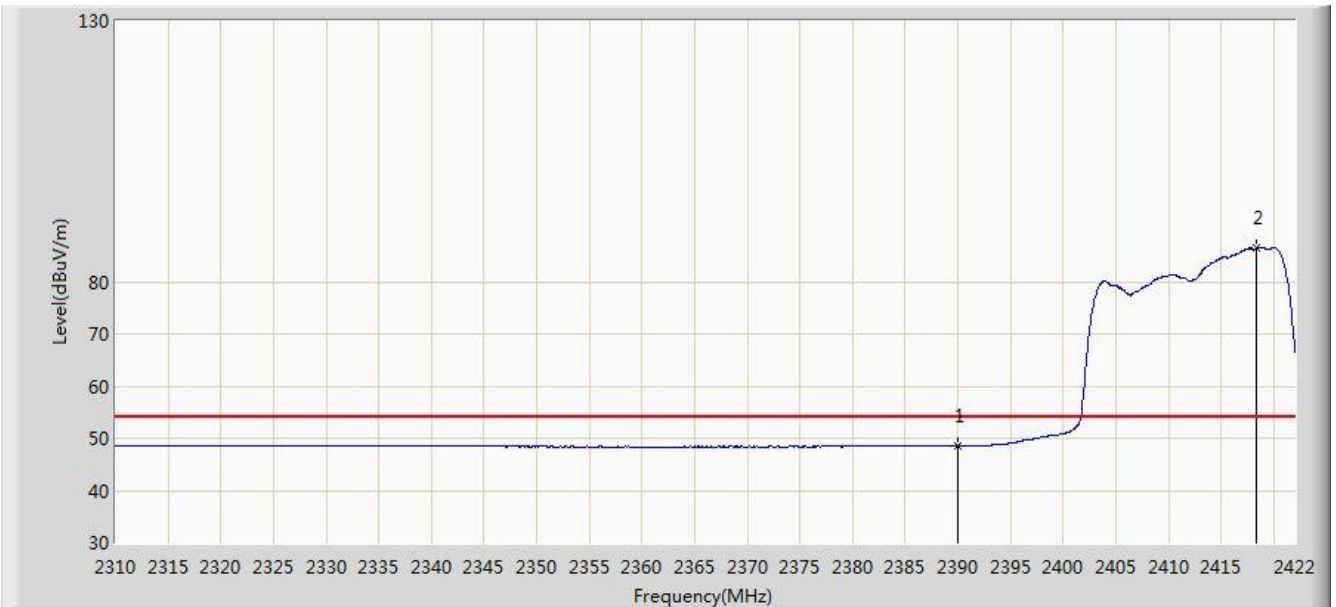


No	Flag	Mark	Frequency (MHz)	Measure Level (dBuV/m)	Reading Level (dBuV)	Margin (dB)	Limit (dBuV/m)	Factor (dB)	Type
1			2364.040	63.211	30.620	-10.789	74.000	32.591	PK
2			2390.000	61.910	29.356	-12.090	74.000	32.554	PK
3		*	2419.312	97.996	65.479	N/A	N/A	32.517	PK

Note: Measure Level (dB μ V/m) = Reading Level (dB μ V) + Factor (dB)

Factor (dB) = Cable Loss (dB) + Antenna Factor (dB/m)

Site: AC1	Time: 2017/12/06 - 05:58
Limit: FCC_Part15.209_RE(3m)	Engineer: Peter Xu
Probe: BBHA9120D_1GHz_18GHz	Polarity: Horizontal
EUT: AC220m Wi-Fi module OD US	Power: AC 120V/60Hz
Test Mode: Transmit by 802.11n-HT20 at Channel 2412MHz Ant 0 + 1 (CDD Mode)	

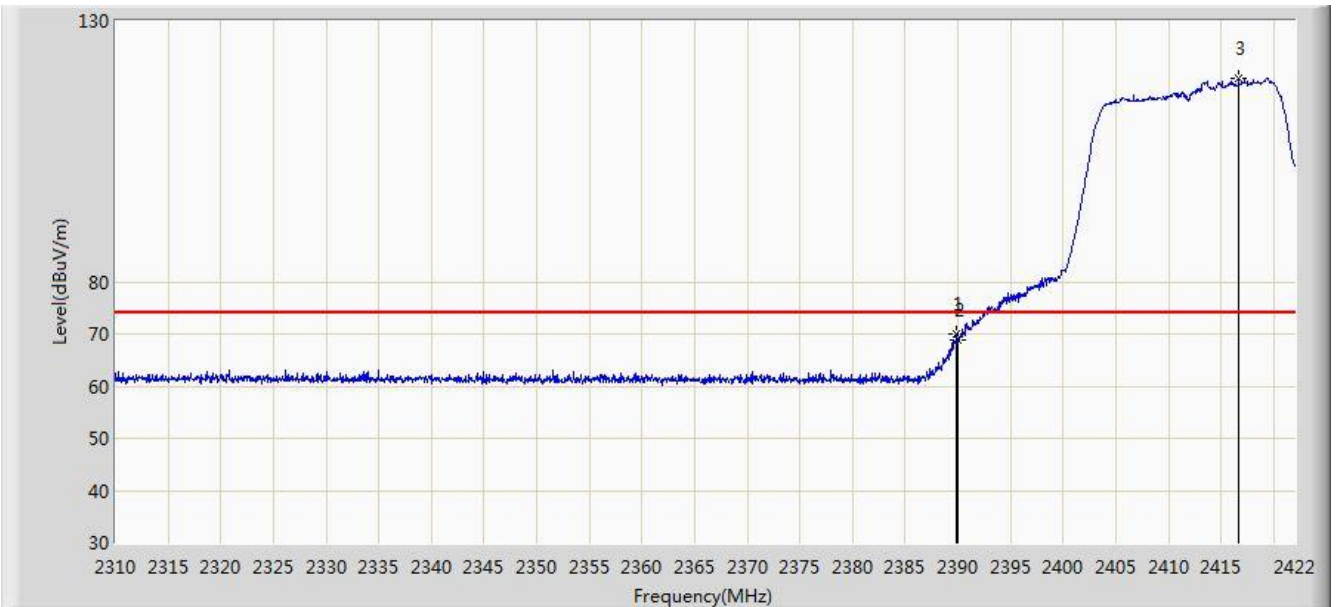


No	Flag	Mark	Frequency (MHz)	Measure Level (dBuV/m)	Reading Level (dBuV)	Margin (dB)	Limit (dBuV/m)	Factor (dB)	Type
1			2390.000	48.499	15.945	-5.501	54.000	32.554	AV
2		*	2418.304	86.408	53.890	N/A	N/A	32.518	AV

Note: Measure Level (dBuV/m) = Reading Level (dBuV) + Factor (dB)

Factor (dB) = Cable Loss (dB) + Antenna Factor (dB/m)

Site: AC1	Time: 2017/12/06 - 05:54
Limit: FCC_Part15.209_RE(3m)	Engineer: Peter Xu
Probe: BBHA9120D_1GHz_18GHz	Polarity: Vertical
EUT: AC220m Wi-Fi module OD US	Power: AC 120V/60Hz
Test Mode: Transmit by 802.11n-HT20 at Channel 2412MHz Ant 0 + 1 (CDD Mode)	

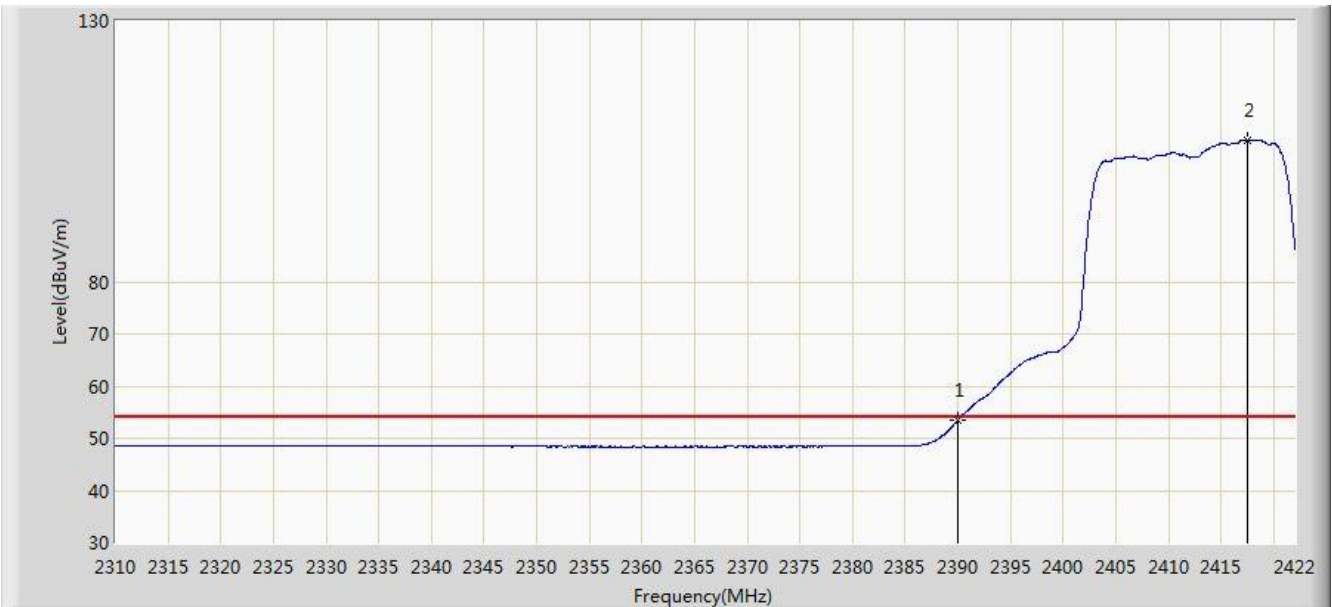


No	Flag	Mark	Frequency (MHz)	Measure Level (dBuV/m)	Reading Level (dBuV)	Margin (dB)	Limit (dBuV/m)	Factor (dB)	Type
1			2389.856	70.023	37.468	-3.977	74.000	32.555	PK
2			2390.000	68.762	36.208	-5.238	74.000	32.554	PK
3		*	2416.680	118.930	86.410	N/A	N/A	32.520	PK

Note: Measure Level (dB μ V/m) = Reading Level (dB μ V) + Factor (dB)

Factor (dB) = Cable Loss (dB) + Antenna Factor (dB/m)

Site: AC1	Time: 2017/12/06 - 05:51
Limit: FCC_Part15.209_RE(3m)	Engineer: Peter Xu
Probe: BBHA9120D_1GHz_18GHz	Polarity: Vertical
EUT: AC220m Wi-Fi module OD US	Power: AC 120V/60Hz
Test Mode: Transmit by 802.11n-HT20 at Channel 2412MHz Ant 0 + 1 (CDD Mode)	

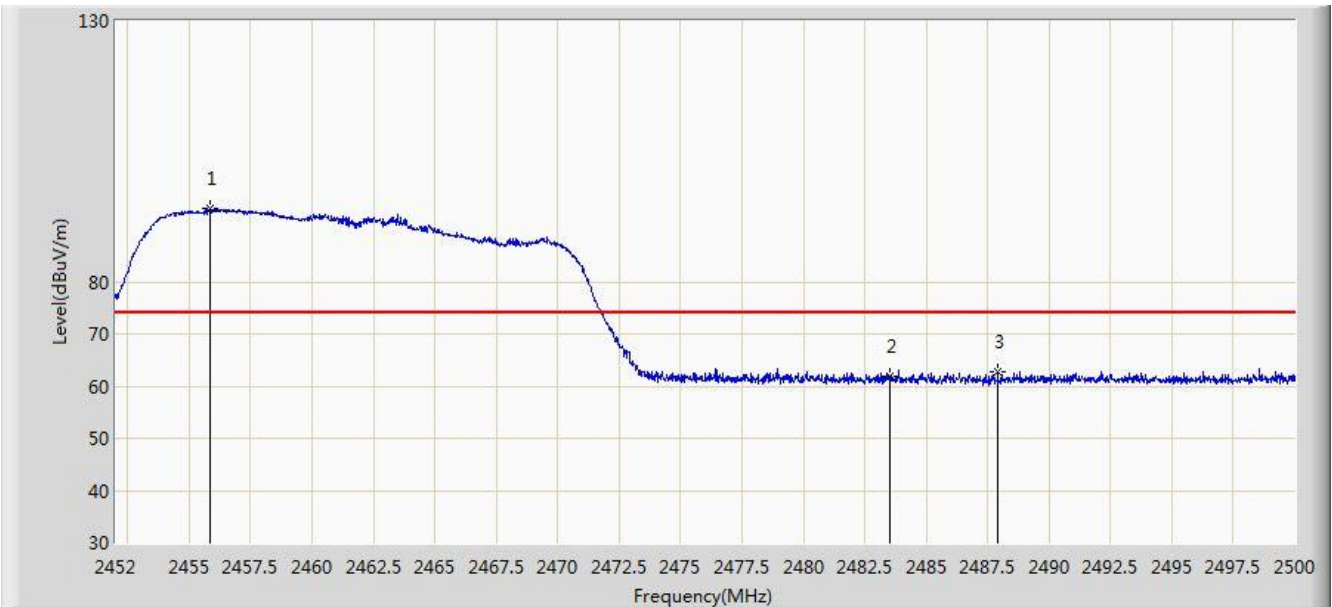


No	Flag	Mark	Frequency (MHz)	Measure Level (dBuV/m)	Reading Level (dBuV)	Margin (dB)	Limit (dBuV/m)	Factor (dB)	Type
1			2390.000	53.473	20.919	-0.527	54.000	32.554	AV
2		*	2417.576	107.200	74.681	N/A	N/A	32.519	AV

Note: Measure Level (dB μ V/m) = Reading Level (dB μ V) + Factor (dB)

Factor (dB) = Cable Loss (dB) + Antenna Factor (dB/m)

Site: AC1	Time: 2017/12/06 - 06:10
Limit: FCC_Part15.209_RE(3m)	Engineer: Peter Xu
Probe: BBHA9120D_1GHz_18GHz	Polarity: Horizontal
EUT: AC220m Wi-Fi module OD US	Power: AC 120V/60Hz
Test Mode: Transmit by 802.11n-HT20 at Channel 2462MHz Ant 0 + 1 (CDD Mode)	

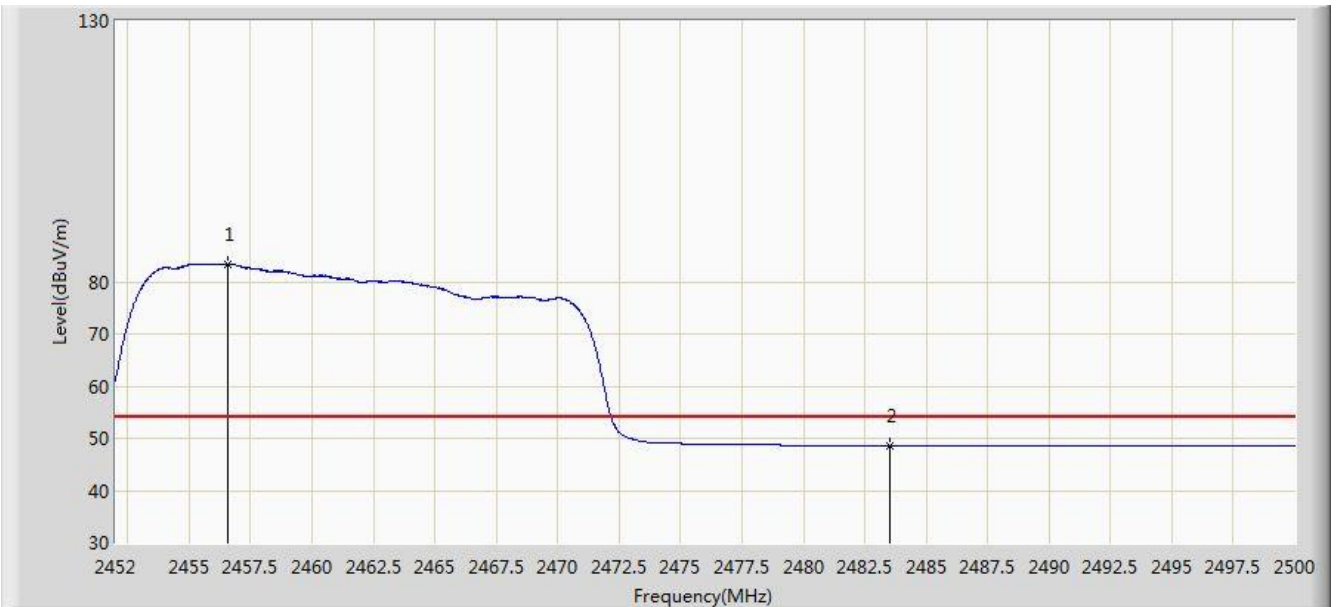


No	Flag	Mark	Frequency (MHz)	Measure Level (dBuV/m)	Reading Level (dBuV)	Margin (dB)	Limit (dBuV/m)	Factor (dB)	Type
1		*	2455.864	94.180	61.674	N/A	N/A	32.505	PK
2			2483.500	62.023	29.442	-11.977	74.000	32.580	PK
3			2487.904	62.826	30.232	-11.174	74.000	32.594	PK

Note: Measure Level (dBμV/m) = Reading Level (dBμV) + Factor (dB)

Factor (dB) = Cable Loss (dB) + Antenna Factor (dB/m)

Site: AC1	Time: 2017/12/06 - 06:11
Limit: FCC_Part15.209_RE(3m)	Engineer: Peter Xu
Probe: BBHA9120D_1GHz_18GHz	Polarity: Horizontal
EUT: AC220m Wi-Fi module OD US	Power: AC 120V/60Hz
Test Mode: Transmit by 802.11n-HT20 at Channel 2462MHz Ant 0 + 1 (CDD Mode)	

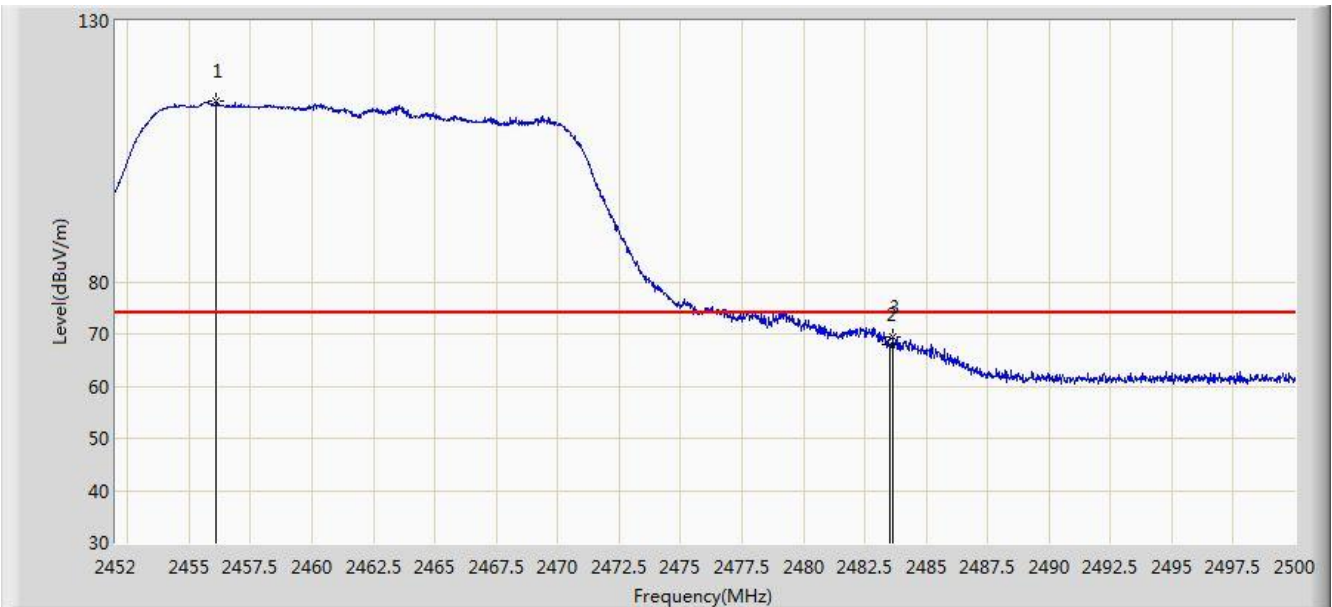


No	Flag	Mark	Frequency (MHz)	Measure Level (dBuV/m)	Reading Level (dBuV)	Margin (dB)	Limit (dBuV/m)	Factor (dB)	Type
1		*	2456.560	83.413	50.906	N/A	N/A	32.507	AV
2			2483.500	48.573	15.992	-5.427	54.000	32.580	AV

Note: Measure Level (dB μ V/m) = Reading Level (dB μ V) + Factor (dB)

Factor (dB) = Cable Loss (dB) + Antenna Factor (dB/m)

Site: AC1	Time: 2017/12/06 - 06:08
Limit: FCC_Part15.209_RE(3m)	Engineer: Peter Xu
Probe: BBHA9120D_1GHz_18GHz	Polarity: Vertical
EUT: AC220m Wi-Fi module OD US	Power: AC 120V/60Hz
Test Mode: Transmit by 802.11n-HT20 at Channel 2462MHz Ant 0 + 1 (CDD Mode)	

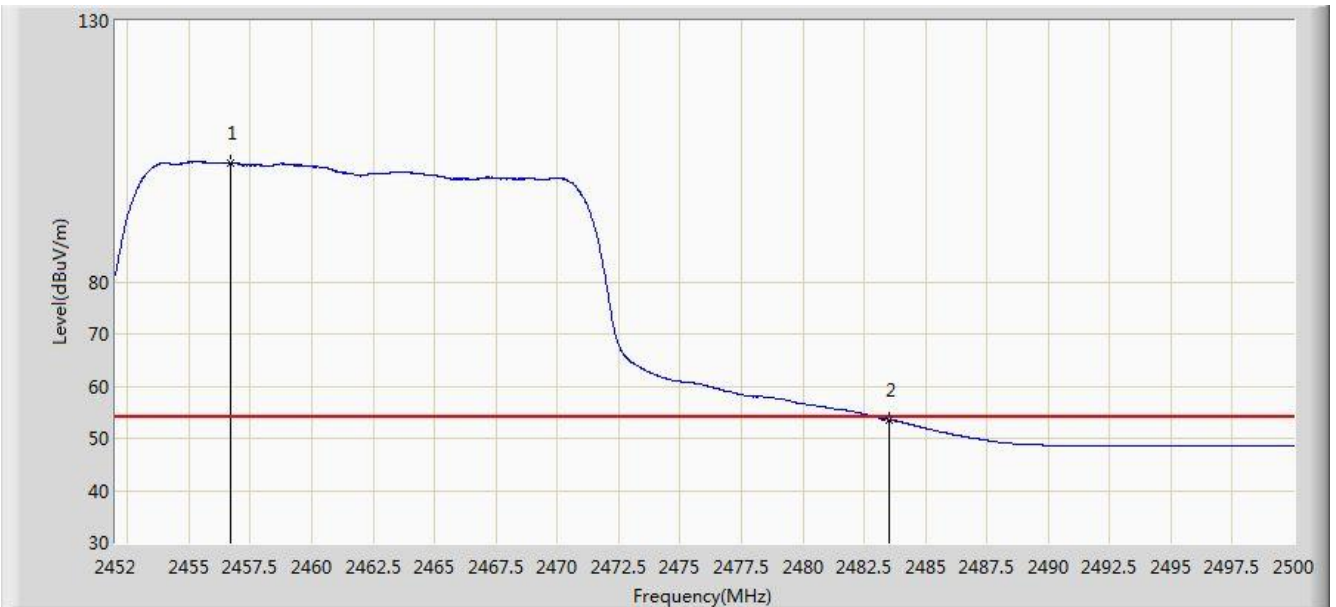


No	Flag	Mark	Frequency (MHz)	Measure Level (dBuV/m)	Reading Level (dBuV)	Margin (dB)	Limit (dBuV/m)	Factor (dB)	Type
1		*	2456.104	114.737	82.231	N/A	N/A	32.506	PK
2			2483.500	67.919	35.338	-6.081	74.000	32.580	PK
3			2483.632	69.334	36.753	-4.666	74.000	32.581	PK

Note: Measure Level (dB μ V/m) = Reading Level (dB μ V) + Factor (dB)

Factor (dB) = Cable Loss (dB) + Antenna Factor (dB/m)

Site: AC1	Time: 2017/12/06 - 06:06
Limit: FCC_Part15.209_RE(3m)	Engineer: Peter Xu
Probe: BBHA9120D_1GHz_18GHz	Polarity: Vertical
EUT: AC220m Wi-Fi module OD US	Power: AC 120V/60Hz
Test Mode: Transmit by 802.11n-HT20 at Channel 2462MHz Ant 0 + 1 (CDD Mode)	

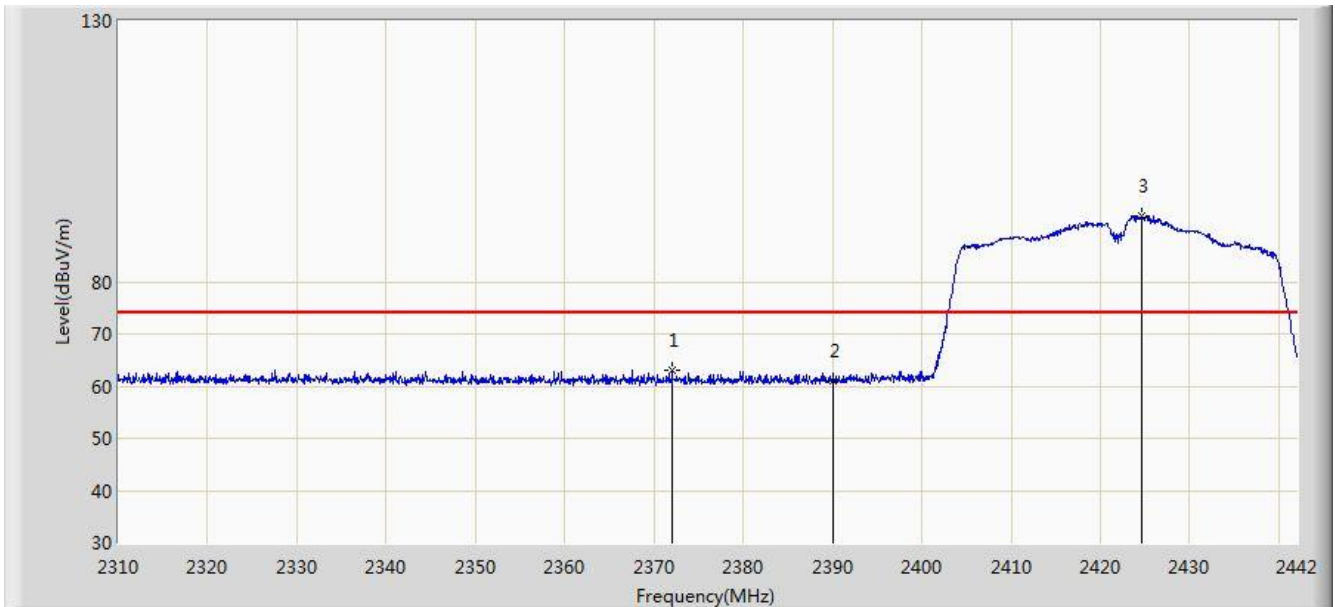


No	Flag	Mark	Frequency (MHz)	Measure Level (dBuV/m)	Reading Level (dBuV)	Margin (dB)	Limit (dBuV/m)	Factor (dB)	Type
1		*	2456.704	102.864	70.357	N/A	N/A	32.507	AV
2			2483.500	53.592	21.011	-0.408	54.000	32.580	AV

Note: Measure Level (dB μ V/m) = Reading Level (dB μ V) + Factor (dB)

Factor (dB) = Cable Loss (dB) + Antenna Factor (dB/m)

Site: AC1	Time: 2017/12/06 - 06:27
Limit: FCC_Part15.209_RE(3m)	Engineer: Peter Xu
Probe: BBHA9120D_1GHz_18GHz	Polarity: Horizontal
EUT: AC220m Wi-Fi module OD US	Power: AC 120V/60Hz
Test Mode: Transmit by 802.11n-HT40 at Channel 2422MHz Ant 0 + 1 (CDD Mode)	

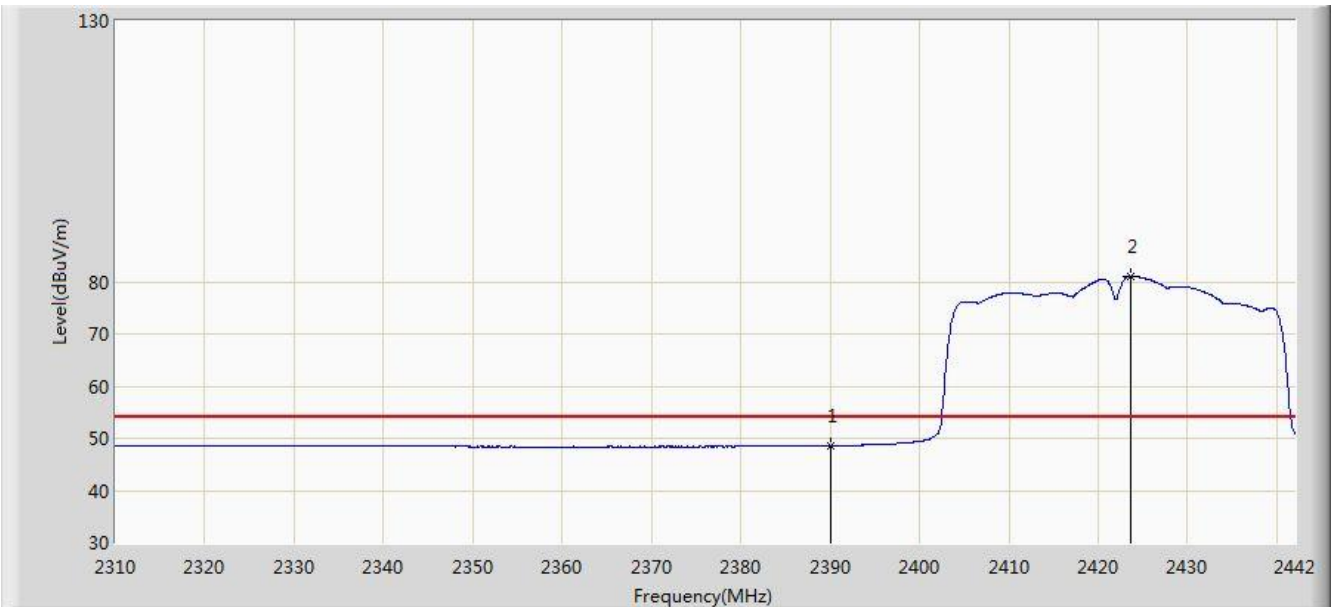


No	Flag	Mark	Frequency (MHz)	Measure Level (dBuV/m)	Reading Level (dBuV)	Margin (dB)	Limit (dBuV/m)	Factor (dB)	Type
1			2372.040	62.991	30.412	-11.009	74.000	32.579	PK
2			2390.000	60.979	28.425	-13.021	74.000	32.554	PK
3		*	2424.642	92.741	60.230	N/A	N/A	32.510	PK

Note: Measure Level (dB μ V/m) = Reading Level (dB μ V) + Factor (dB)

Factor (dB) = Cable Loss (dB) + Antenna Factor (dB/m)

Site: AC1	Time: 2017/12/06 - 06:29
Limit: FCC_Part15.209_RE(3m)	Engineer: Peter Xu
Probe: BBHA9120D_1GHz_18GHz	Polarity: Horizontal
EUT: AC220m Wi-Fi module OD US	Power: AC 120V/60Hz
Test Mode: Transmit by 802.11n-HT40 at Channel 2422MHz Ant 0 + 1 (CDD Mode)	

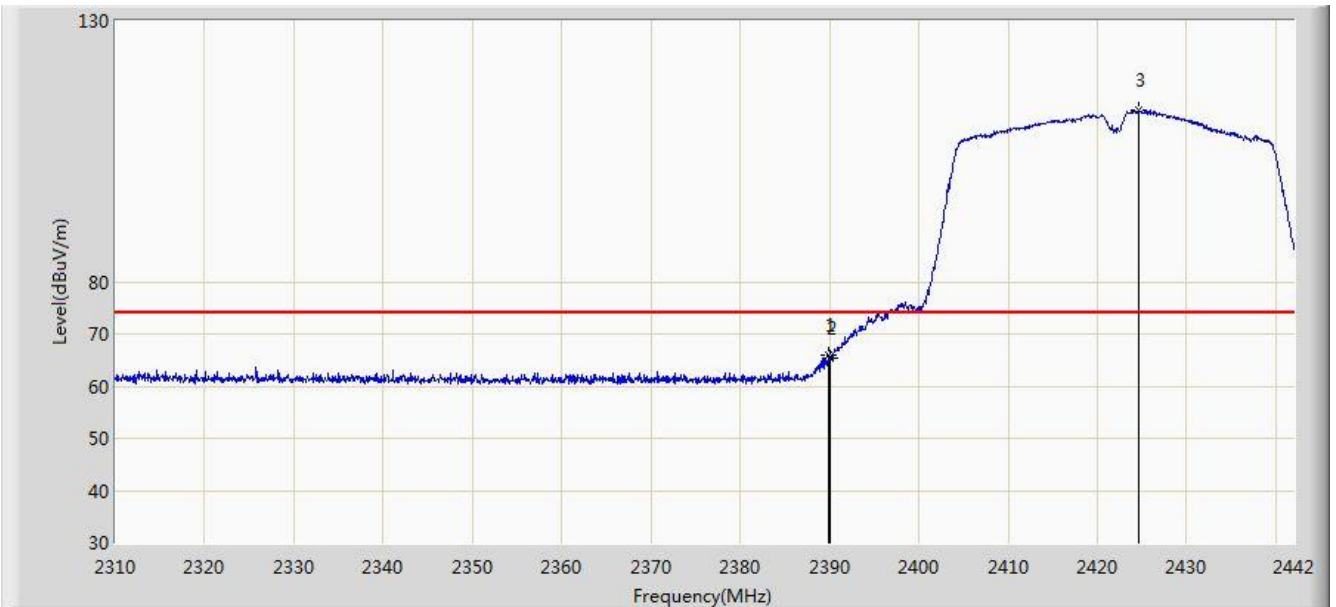


No	Flag	Mark	Frequency (MHz)	Measure Level (dBuV/m)	Reading Level (dBuV)	Margin (dB)	Limit (dBuV/m)	Factor (dB)	Type
1			2390.000	48.540	15.986	-5.460	54.000	32.554	AV
2		*	2423.586	81.115	48.603	N/A	N/A	32.512	AV

Note: Measure Level (dBuV/m) = Reading Level (dBuV) + Factor (dB)

Factor (dB) = Cable Loss (dB) + Antenna Factor (dB/m)

Site: AC1	Time: 2017/12/06 - 06:27
Limit: FCC_Part15.209_RE(3m)	Engineer: Peter Xu
Probe: BBHA9120D_1GHz_18GHz	Polarity: Vertical
EUT: AC220m Wi-Fi module OD US	Power: AC 120V/60Hz
Test Mode: Transmit by 802.11n-HT40 at Channel 2422MHz Ant 0 + 1 (CDD Mode)	

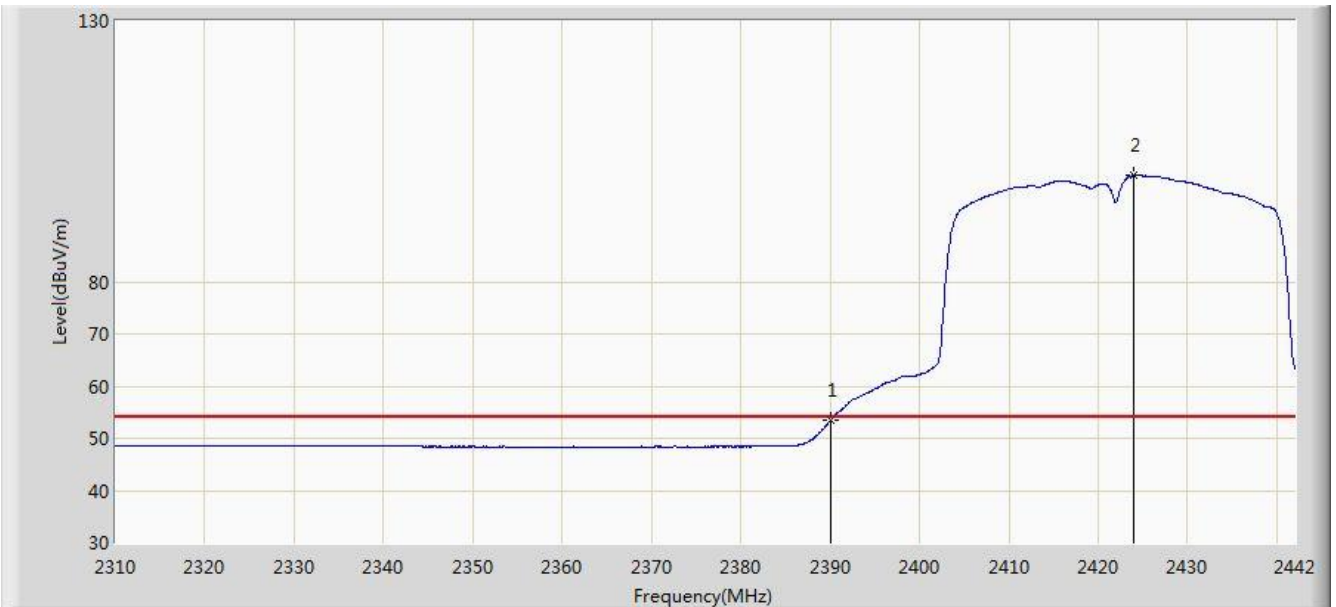


No	Flag	Mark	Frequency (MHz)	Measure Level (dBuV/m)	Reading Level (dBuV)	Margin (dB)	Limit (dBuV/m)	Factor (dB)	Type
1			2389.926	65.963	33.408	-8.037	74.000	32.555	PK
2			2390.000	65.298	32.744	-8.702	74.000	32.554	PK
3		*	2424.576	112.867	80.356	N/A	N/A	32.510	PK

Note: Measure Level (dB μ V/m) = Reading Level (dB μ V) + Factor (dB)

Factor (dB) = Cable Loss (dB) + Antenna Factor (dB/m)

Site: AC1	Time: 2017/12/06 - 06:25
Limit: FCC_Part15.209_RE(3m)	Engineer: Peter Xu
Probe: BBHA9120D_1GHz_18GHz	Polarity: Vertical
EUT: AC220m Wi-Fi module OD US	Power: AC 120V/60Hz
Test Mode: Transmit by 802.11n-HT40 at Channel 2422MHz Ant 0 + 1 (CDD Mode)	

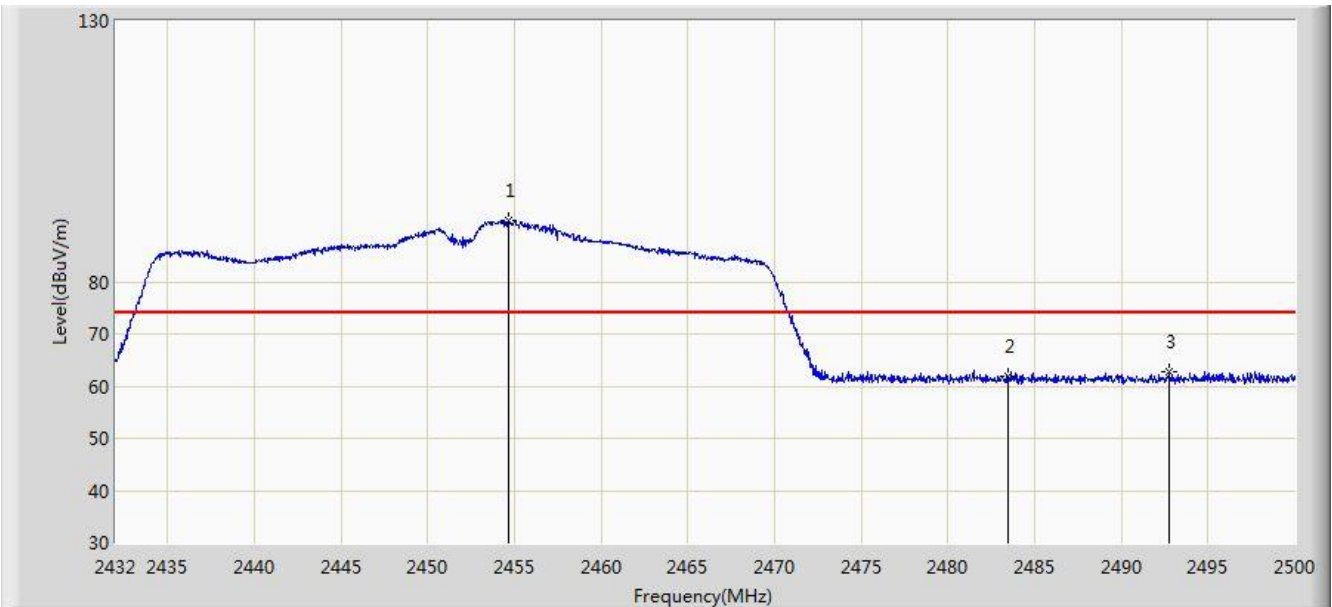


No	Flag	Mark	Frequency (MHz)	Measure Level (dBuV/m)	Reading Level (dBuV)	Margin (dB)	Limit (dBuV/m)	Factor (dB)	Type
1			2390.000	53.354	20.800	-0.646	54.000	32.554	AV
2		*	2424.048	100.342	67.831	N/A	N/A	32.512	AV

Note: Measure Level (dB μ V/m) = Reading Level (dB μ V) + Factor (dB)

Factor (dB) = Cable Loss (dB) + Antenna Factor (dB/m)

Site: AC1	Time: 2017/12/06 - 06:44
Limit: FCC_Part15.209_RE(3m)	Engineer: Peter Xu
Probe: BBHA9120D_1GHz_18GHz	Polarity: Horizontal
EUT: AC220m Wi-Fi module OD US	Power: AC 120V/60Hz
Test Mode: Transmit by 802.11n-HT40 at Channel 2452MHz Ant 0 + 1 (CDD Mode)	

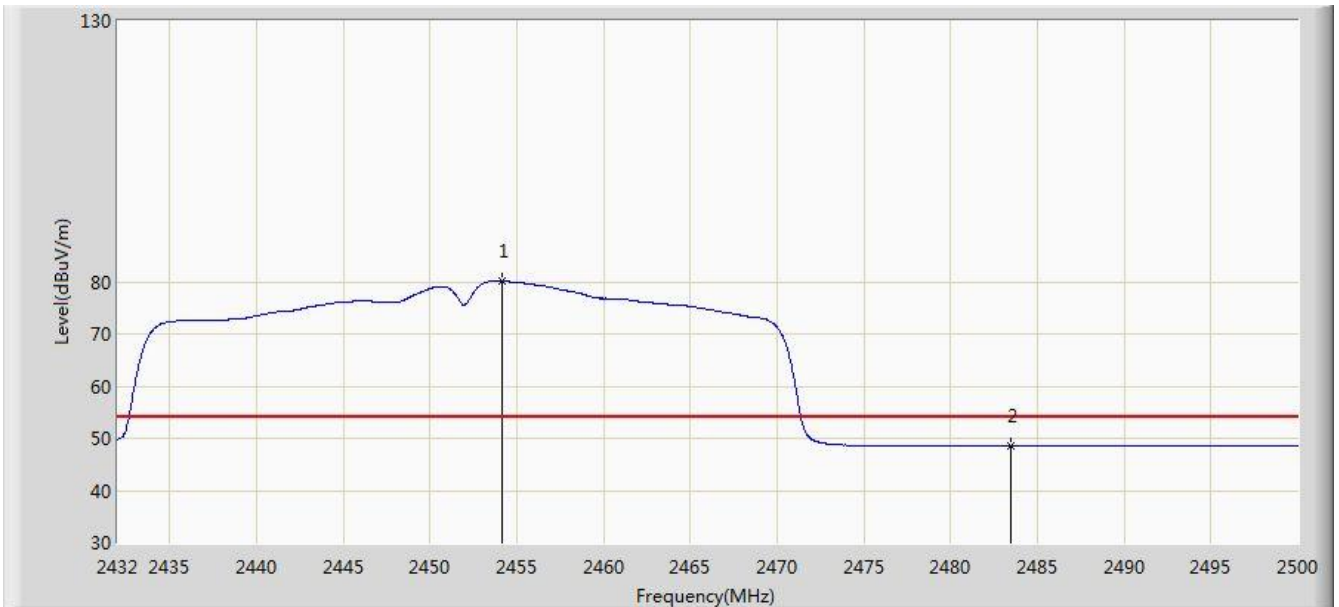


No	Flag	Mark	Frequency (MHz)	Measure Level (dBuV/m)	Reading Level (dBuV)	Margin (dB)	Limit (dBuV/m)	Factor (dB)	Type
1		*	2454.678	91.774	59.271	N/A	N/A	32.504	PK
2			2483.500	61.806	29.225	-12.194	74.000	32.580	PK
3			2492.792	62.837	30.229	-11.163	74.000	32.608	PK

Note: Measure Level (dBμV/m) = Reading Level (dBμV) + Factor (dB)

Factor (dB) = Cable Loss (dB) + Antenna Factor (dB/m)

Site: AC1	Time: 2017/12/06 - 06:44
Limit: FCC_Part15.209_RE(3m)	Engineer: Peter Xu
Probe: BBHA9120D_1GHz_18GHz	Polarity: Horizontal
EUT: AC220m Wi-Fi module OD US	Power: AC 120V/60Hz
Test Mode: Transmit by 802.11n-HT40 at Channel 2452MHz Ant 0 + 1 (CDD Mode)	

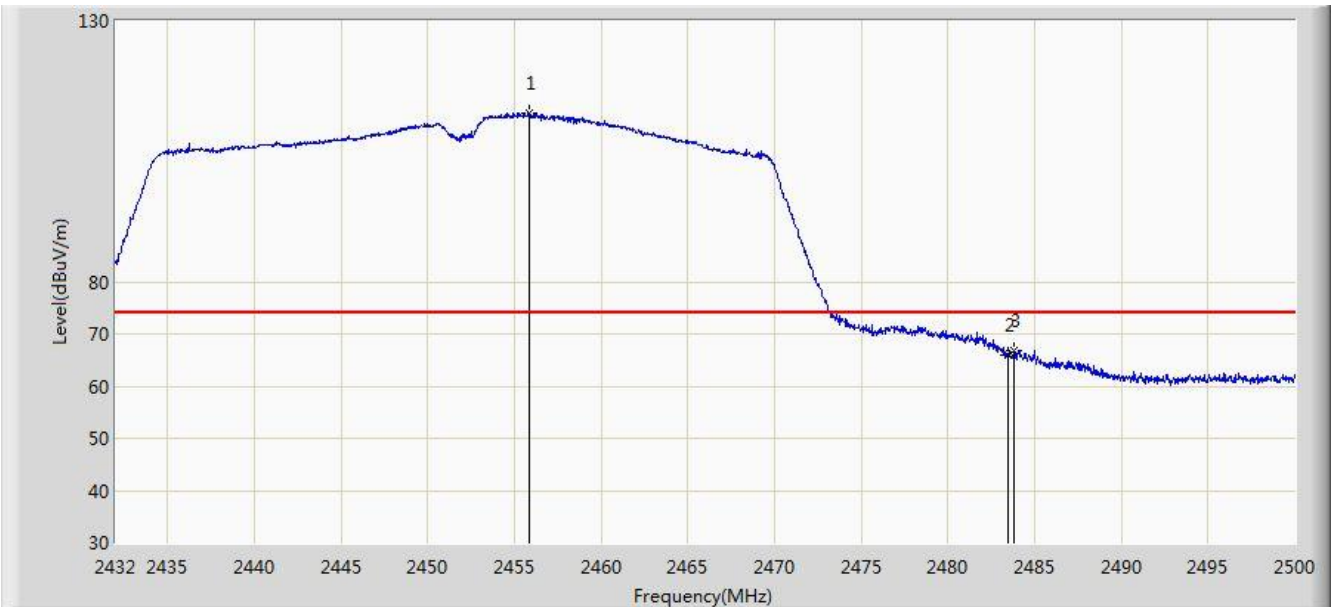


No	Flag	Mark	Frequency (MHz)	Measure Level (dBuV/m)	Reading Level (dBuV)	Margin (dB)	Limit (dBuV/m)	Factor (dB)	Type
1		*	2454.168	80.182	47.679	N/A	N/A	32.502	AV
2			2483.500	48.576	15.995	-5.424	54.000	32.580	AV

Note: Measure Level (dBuV/m) = Reading Level (dBuV) + Factor (dB)

Factor (dB) = Cable Loss (dB) + Antenna Factor (dB/m)

Site: AC1	Time: 2017/12/06 - 06:42
Limit: FCC_Part15.209_RE(3m)	Engineer: Peter Xu
Probe: BBHA9120D_1GHz_18GHz	Polarity: Vertical
EUT: AC220m Wi-Fi module OD US	Power: AC 120V/60Hz
Test Mode: Transmit by 802.11n-HT40 at Channel 2452MHz Ant 0 + 1 (CDD Mode)	

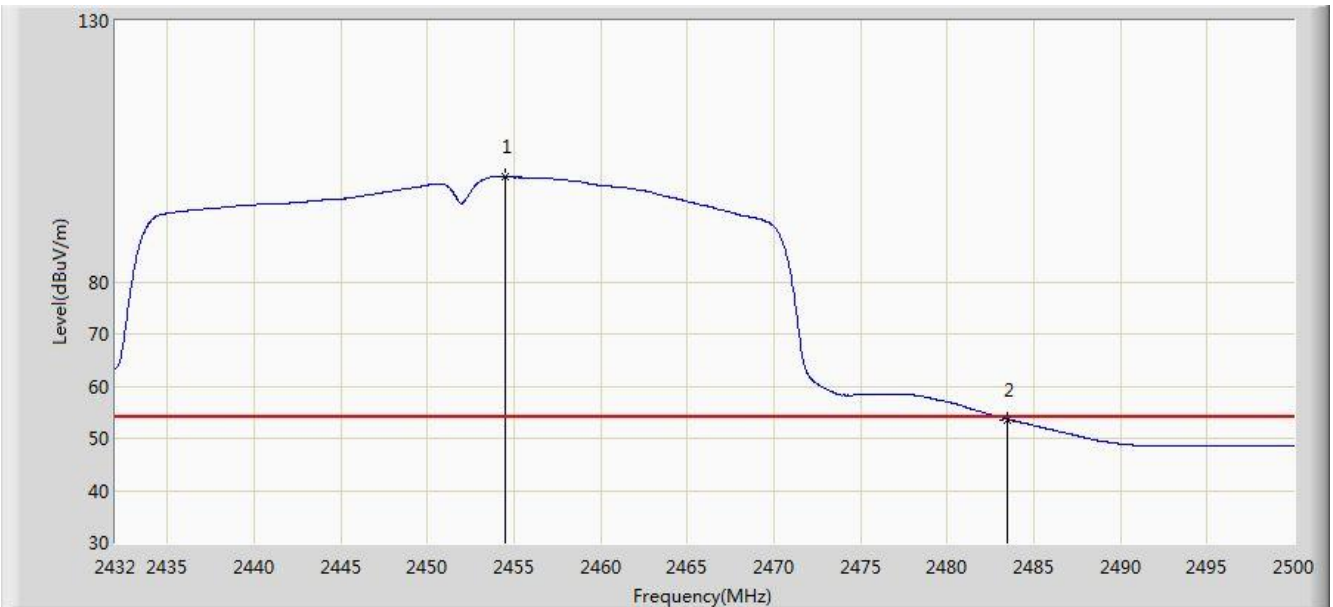


No	Flag	Mark	Frequency (MHz)	Measure Level (dBuV/m)	Reading Level (dBuV)	Margin (dB)	Limit (dBuV/m)	Factor (dB)	Type
1		*	2455.868	112.437	79.931	N/A	N/A	32.505	PK
2			2483.500	65.861	33.280	-8.139	74.000	32.580	PK
3			2483.782	66.861	34.280	-7.139	74.000	32.582	PK

Note: Measure Level (dB μ V/m) = Reading Level (dB μ V) + Factor (dB)

Factor (dB) = Cable Loss (dB) + Antenna Factor (dB/m)

Site: AC1	Time: 2017/12/06 - 06:38
Limit: FCC_Part15.209_RE(3m)	Engineer: Peter Xu
Probe: BBHA9120D_1GHz_18GHz	Polarity: Vertical
EUT: AC220m Wi-Fi module OD US	Power: AC 120V/60Hz
Test Mode: Transmit by 802.11n-HT40 at Channel 2452MHz Ant 0 + 1 (CDD Mode)	

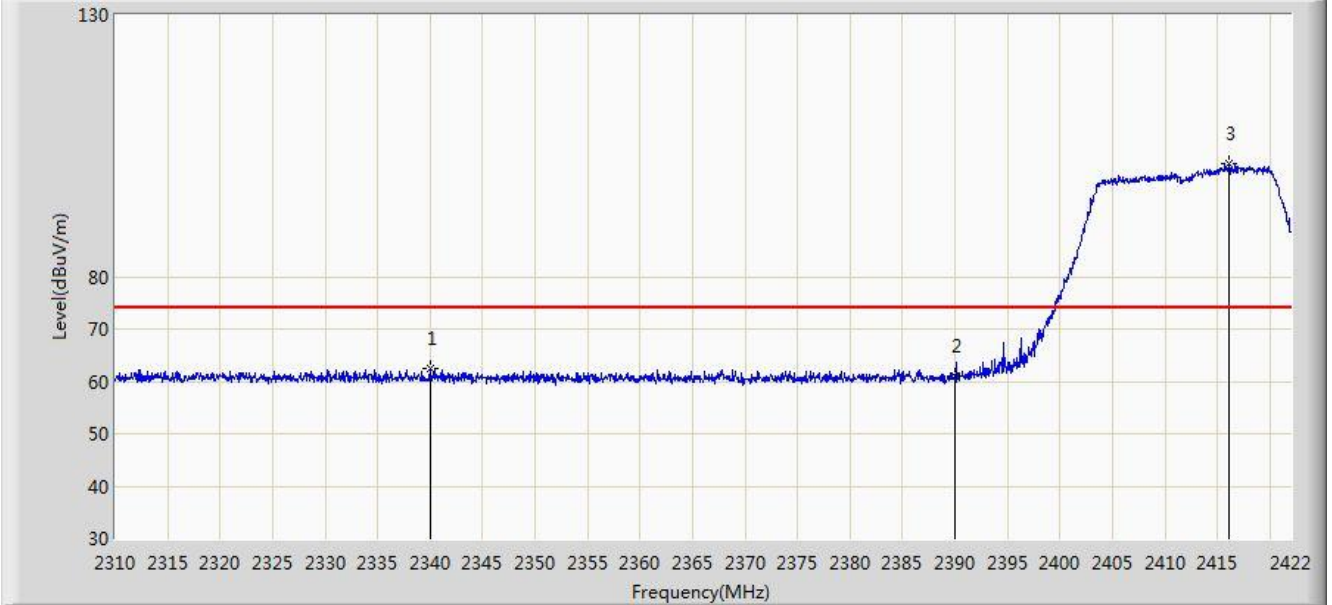


No	Flag	Mark	Frequency (MHz)	Measure Level (dBuV/m)	Reading Level (dBuV)	Margin (dB)	Limit (dBuV/m)	Factor (dB)	Type
1		*	2454.474	100.138	67.635	N/A	N/A	32.504	AV
2			2483.500	53.590	21.009	-0.410	54.000	32.580	AV

Note: Measure Level (dBuV/m) = Reading Level (dBuV) + Factor (dB)

Factor (dB) = Cable Loss (dB) + Antenna Factor (dB/m)

Site: AC1	Time: 2017/12/15 - 21:58
Limit: FCC_Part15.209_RE(3m)	Engineer: Peter Xu
Probe: BBHA9120D_1GHz_18GHz	Polarity: Horizontal
EUT: AC220m Wi-Fi module OD US	Power: AC 120V/60Hz
Note: Transmit by 802.11n-HT20 at channel 2412MHz Ant 0 + 1 (Beam-Forming Mode)	

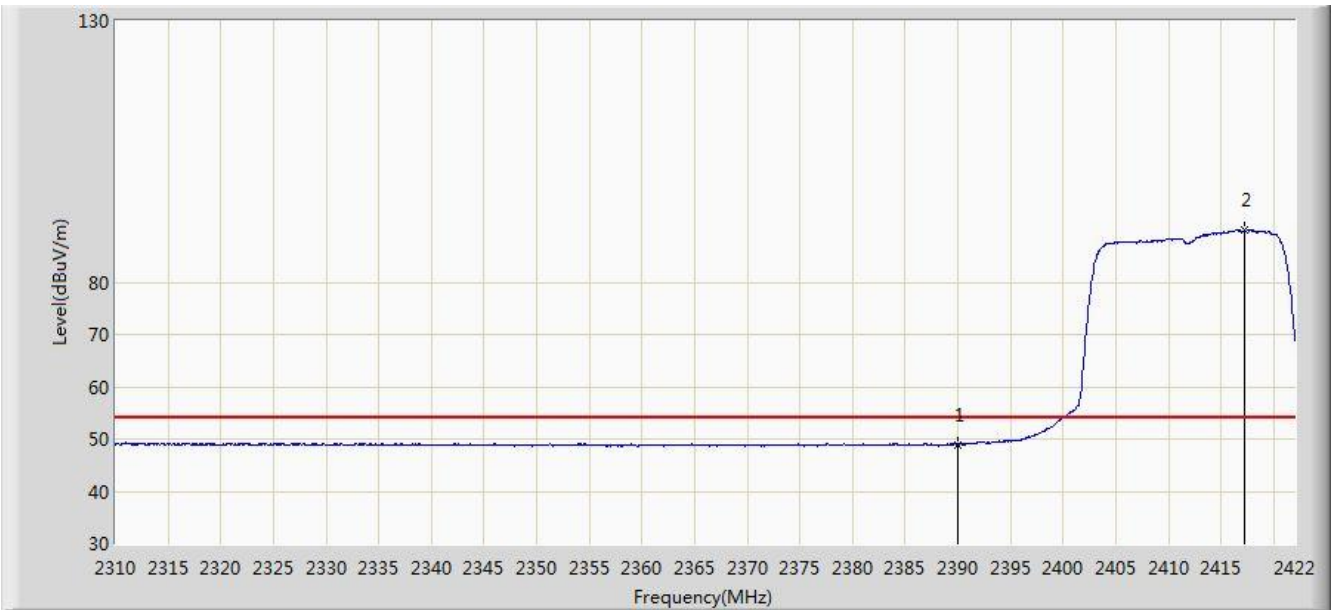


No	Flag	Mark	Frequency (MHz)	Measure Level (dBuV/m)	Reading Level (dBuV)	Margin (dB)	Limit (dBuV/m)	Factor (dB)	Type
1			2340.072	62.371	29.719	-11.629	74.000	32.652	PK
2			2390.000	60.905	28.351	-13.095	74.000	32.554	PK
3		*	2416.120	101.474	68.953	N/A	N/A	32.521	PK

Note: Measure Level (dB μ V/m) = Reading Level (dB μ V) + Factor (dB)

Factor (dB) = Cable Loss (dB) + Antenna Factor (dB/m)

Site: AC1	Time: 2017/12/15 - 22:01
Limit: FCC_Part15.209_RE(3m)	Engineer: Peter Xu
Probe: BBHA9120D_1GHz_18GHz	Polarity: Horizontal
EUT: AC220m Wi-Fi module OD US	Power: AC 120V/60Hz
Note: Transmit by 802.11n-HT20 at channel 2412MHz Ant 0 + 1 (Beam-Forming Mode)	

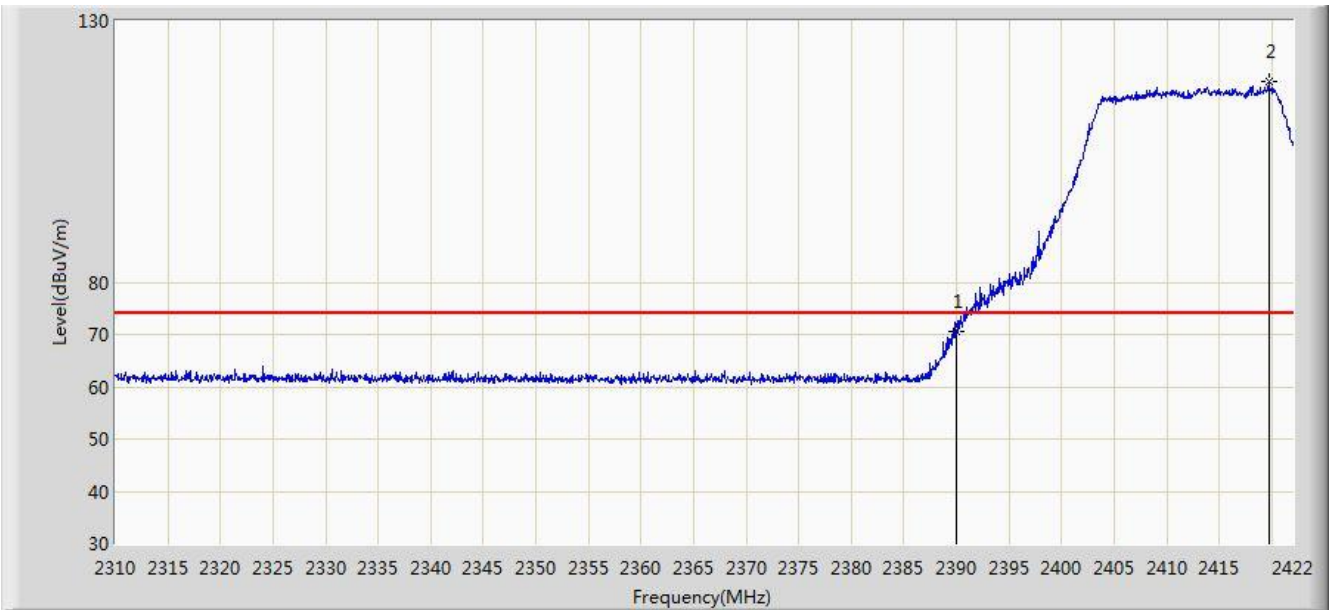


No	Flag	Mark	Frequency (MHz)	Measure Level (dBuV/m)	Reading Level (dBuV)	Margin (dB)	Limit (dBuV/m)	Factor (dB)	Type
1			2390.000	48.960	16.406	-5.040	54.000	32.554	AV
2		*	2417.296	89.907	57.388	N/A	N/A	32.519	AV

Note: Measure Level (dBuV/m) = Reading Level (dBuV) + Factor (dB)

Factor (dB) = Cable Loss (dB) + Antenna Factor (dB/m)

Site: AC1	Time: 2017/12/15 - 21:56
Limit: FCC_Part15.209_RE(3m)	Engineer: Peter Xu
Probe: BBHA9120D_1GHz_18GHz	Polarity: Vertical
EUT: AC220m Wi-Fi module OD US	Power: AC 120V/60Hz
Note: Transmit by 802.11n-HT20 at channel 2412MHz Ant 0 + 1 (Beam-Forming Mode)	

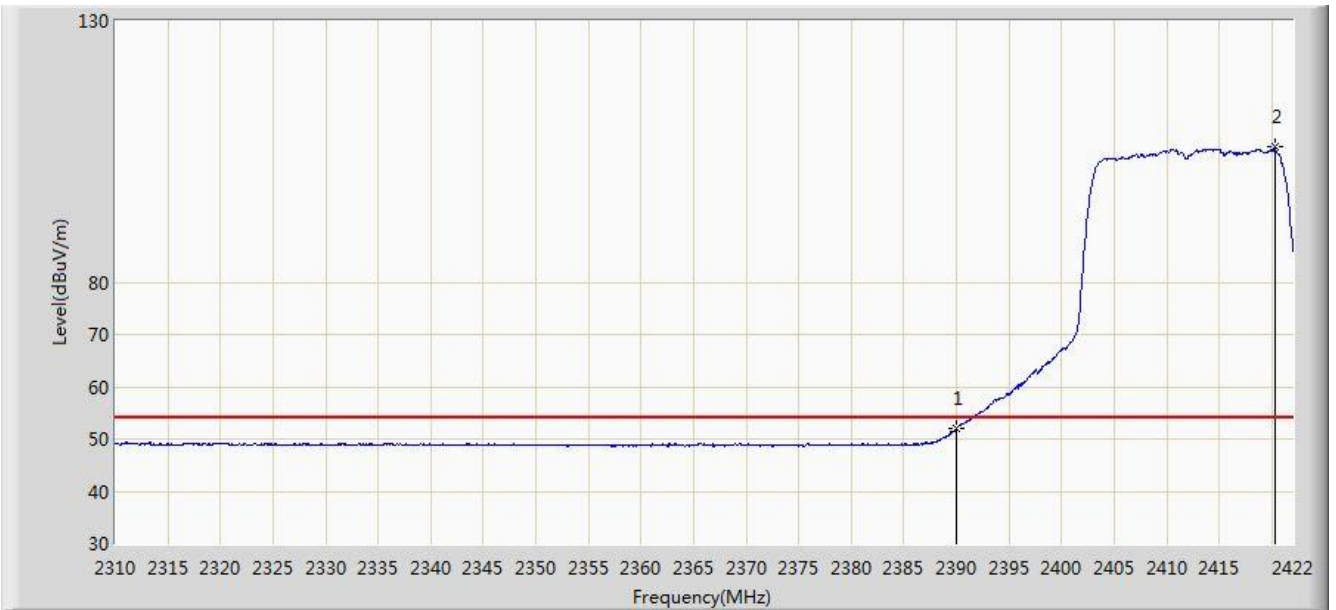


No	Flag	Mark	Frequency (MHz)	Measure Level (dBuV/m)	Reading Level (dBuV)	Margin (dB)	Limit (dBuV/m)	Factor (dB)	Type
1			2390.000	70.630	38.076	-3.370	74.000	32.554	PK
2		*	2419.704	118.278	85.762	N/A	N/A	32.516	PK

Note: Measure Level (dBuV/m) = Reading Level (dBuV) + Factor (dB)

Factor (dB) = Cable Loss (dB) + Antenna Factor (dB/m)

Site: AC1	Time: 2017/12/15 - 21:55
Limit: FCC_Part15.209_RE(3m)	Engineer: Peter Xu
Probe: BBHA9120D_1GHz_18GHz	Polarity: Vertical
EUT: AC220m Wi-Fi module OD US	Power: AC 120V/60Hz
Note: Transmit by 802.11n-HT20 at channel 2412MHz Ant 0 + 1 (Beam-Forming Mode)	

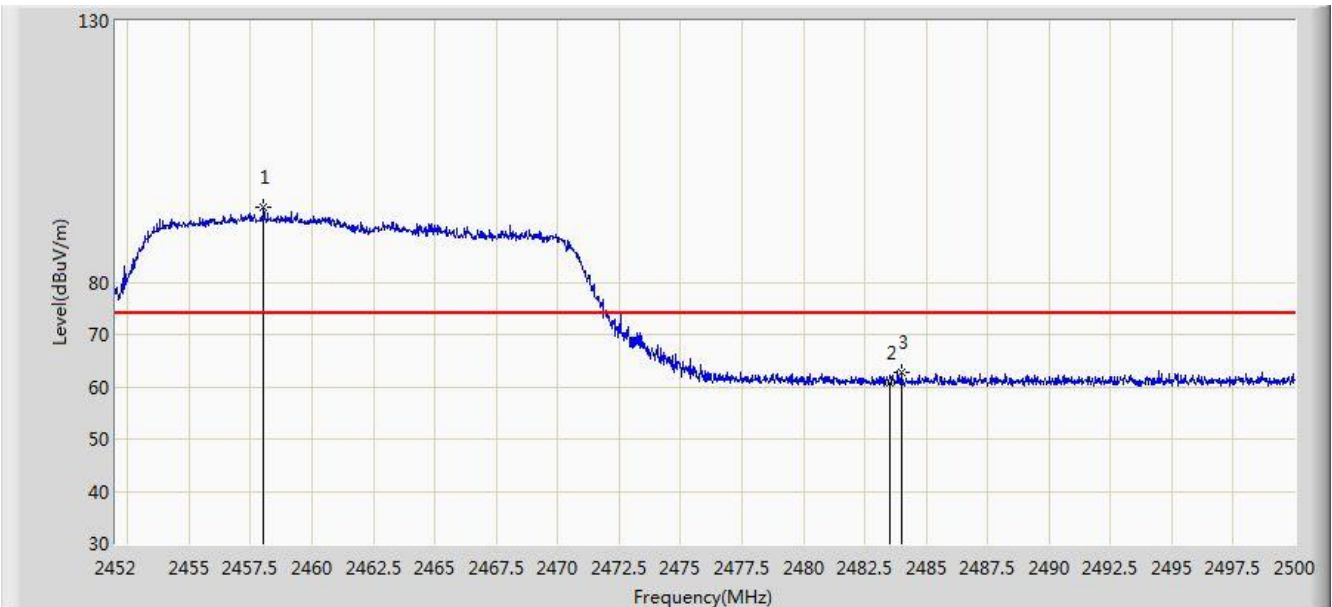


No	Flag	Mark	Frequency (MHz)	Measure Level (dBuV/m)	Reading Level (dBuV)	Margin (dB)	Limit (dBuV/m)	Factor (dB)	Type
1			2390.000	52.084	19.530	-1.916	54.000	32.554	AV
2		*	2420.320	105.798	73.282	N/A	N/A	32.516	AV

Note: Measure Level (dB μ V/m) = Reading Level (dB μ V) + Factor (dB)

Factor (dB) = Cable Loss (dB) + Antenna Factor (dB/m)

Site: AC1	Time: 2017/12/15 - 22:21
Limit: FCC_Part15.209_RE(3m)	Engineer: Peter Xu
Probe: BBHA9120D_1GHz_18GHz	Polarity: Horizontal
EUT: AC220m Wi-Fi module OD US	Power: AC 120V/60Hz
Note: Transmit by 802.11n-HT20 at channel 2462MHz Ant 0 + 1 (Beam-Forming Mode)	



No	Flag	Mark	Frequency (MHz)	Measure Level (dBuV/m)	Reading Level (dBuV)	Margin (dB)	Limit (dBuV/m)	Factor	Type
1		*	2458.024	94.415	61.906	N/A	N/A	32.510	PK
2			2483.500	60.810	28.229	-13.190	74.000	32.580	PK
3			2483.992	62.854	30.272	-11.146	74.000	32.582	PK

Note: Measure Level (dB μ V/m) = Reading Level (dB μ V) + Factor (dB)

Factor (dB) = Cable Loss (dB) + Antenna Factor (dB/m)

Site: AC1	Time: 2017/12/16 - 00:09
Limit: FCC_Part15.209_RE(3m)	Engineer: Peter Xu
Probe: BBHA9120D_1GHz_18GHz	Polarity: Horizontal
EUT: AC220m Wi-Fi module OD US	Power: AC 120V/60Hz
Note: Transmit by 802.11n-HT20 at channel 2462MHz Ant 0 + 1 (Beam-Forming Mode)	

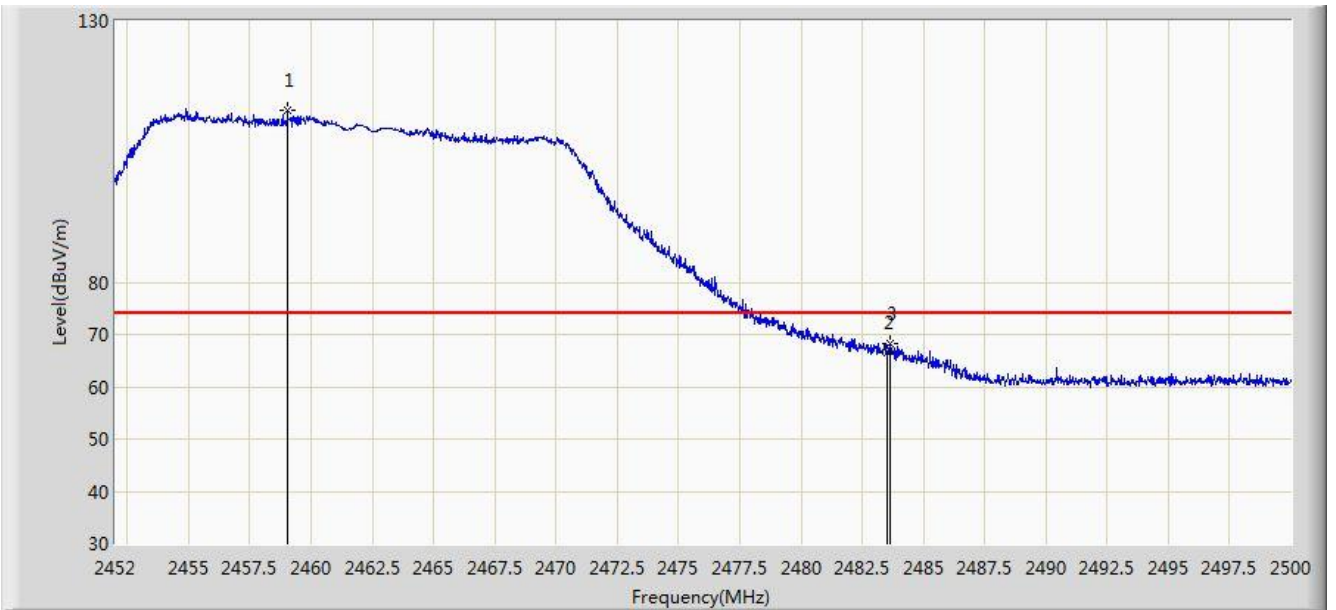


No	Flag	Mark	Frequency (MHz)	Measure Level (dBuV/m)	Reading Level (dBuV)	Margin (dB)	Limit (dBuV/m)	Factor	Type
1		*	2458.552	81.719	49.209	N/A	N/A	32.510	AV
2			2483.500	48.983	16.402	-5.017	54.000	32.580	AV

Note: Measure Level (dB μ V/m) = Reading Level (dB μ V) + Factor (dB)

Factor (dB) = Cable Loss (dB) + Antenna Factor (dB/m)

Site: AC1	Time: 2017/12/15 - 22:20
Limit: FCC_Part15.209_RE(3m)	Engineer: Peter Xu
Probe: BBHA9120D_1GHz_18GHz	Polarity: Vertical
EUT: AC220m Wi-Fi module OD US	Power: AC 120V/60Hz
Note: Transmit by 802.11n-HT20 at channel 2462MHz Ant 0 + 1 (Beam-Forming Mode)	

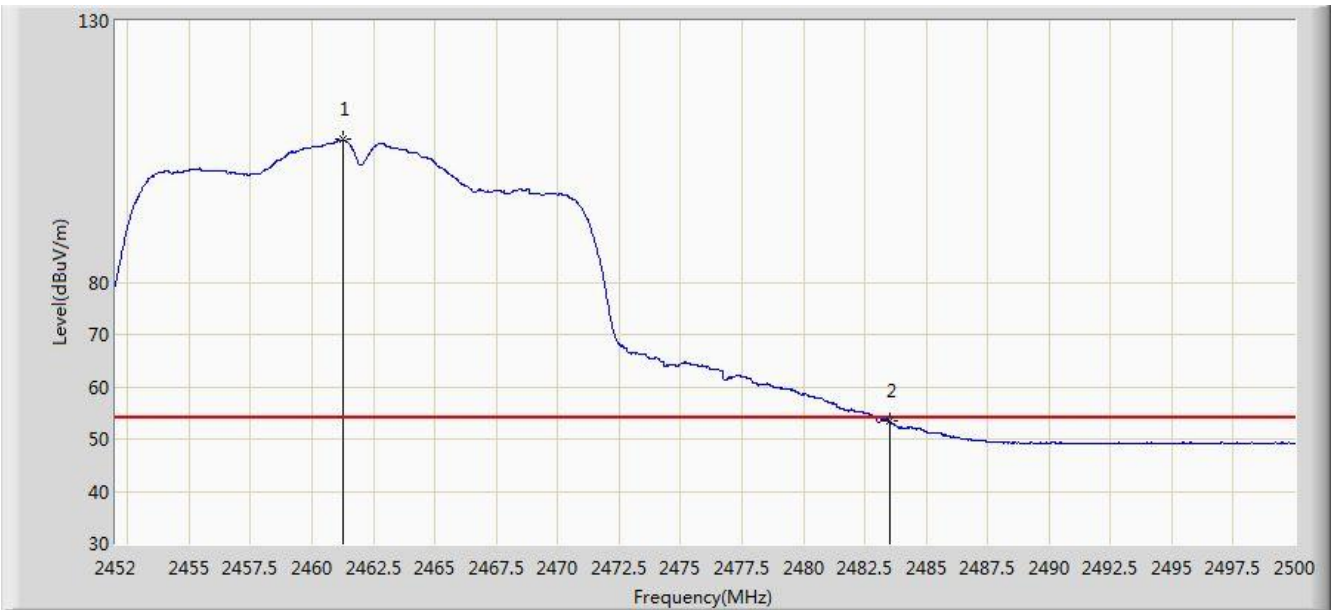


No	Flag	Mark	Frequency (MHz)	Measure Level (dBuV/m)	Reading Level (dBuV)	Margin (dB)	Limit (dBuV/m)	Factor	Type
1		*	2459.032	112.945	80.434	N/A	N/A	32.511	PK
2			2483.500	66.582	34.001	-7.418	74.000	32.580	PK
3			2483.656	68.183	35.602	-5.817	74.000	32.581	PK

Note: Measure Level (dB μ V/m) = Reading Level (dB μ V) + Factor (dB)

Factor (dB) = Cable Loss (dB) + Antenna Factor (dB/m)

Site: AC1	Time: 2017/12/15 - 22:18
Limit: FCC_Part15.209_RE(3m)	Engineer: Peter Xu
Probe: BBHA9120D_1GHz_18GHz	Polarity: Vertical
EUT: AC220m Wi-Fi module OD US	Power: AC 120V/60Hz
Note: Transmit by 802.11n-HT20 at channel 2462MHz Ant 0 + 1 (Beam-Forming Mode)	

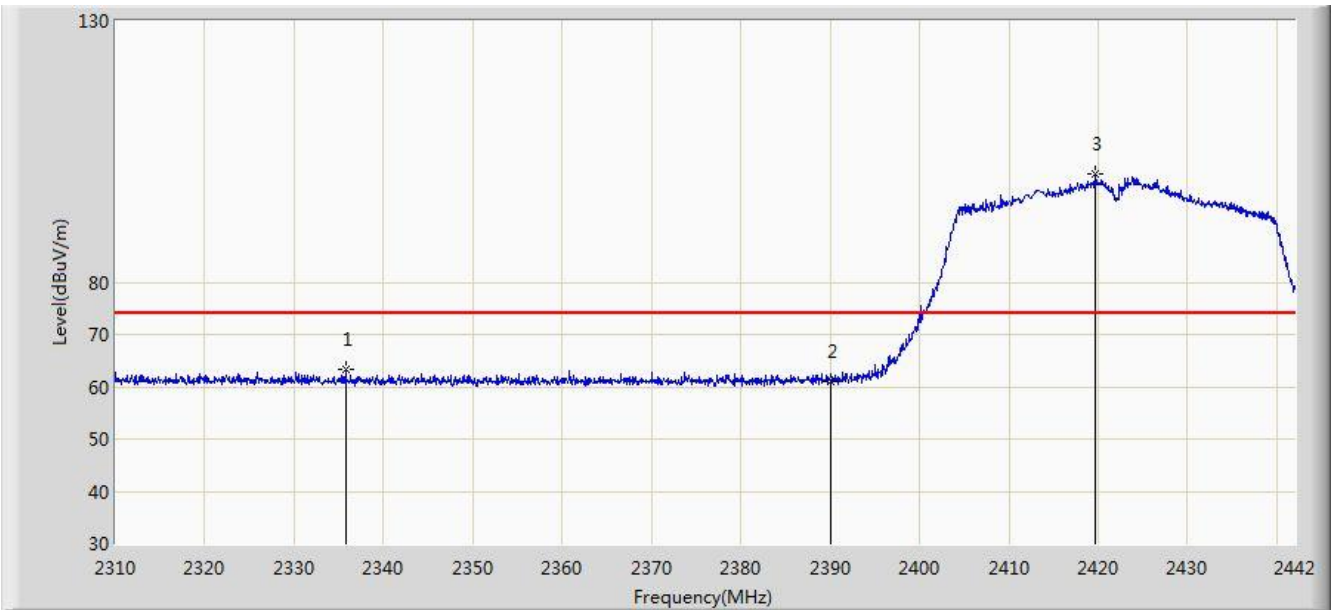


No	Flag	Mark	Frequency (MHz)	Measure Level (dBuV/m)	Reading Level (dBuV)	Margin (dB)	Limit (dBuV/m)	Factor	Type
1		*	2461.240	107.264	74.749	N/A	N/A	32.515	AV
2			2483.500	53.478	20.897	-0.522	54.000	32.580	AV

Note: Measure Level (dBuV/m) = Reading Level (dBuV) + Factor (dB)

Factor (dB) = Cable Loss (dB) + Antenna Factor (dB/m)

Site: AC1	Time: 2017/12/16 - 00:18
Limit: FCC_Part15.209_RE(3m)	Engineer: Peter Xu
Probe: BBHA9120D_1GHz_18GHz	Polarity: Horizontal
EUT: AC220m Wi-Fi module OD US	Power: AC 120V/60Hz
Note: Transmit by 802.11n-HT40 at channel 2422MHz Ant 0 + 1 (Beam-Forming Mode)	

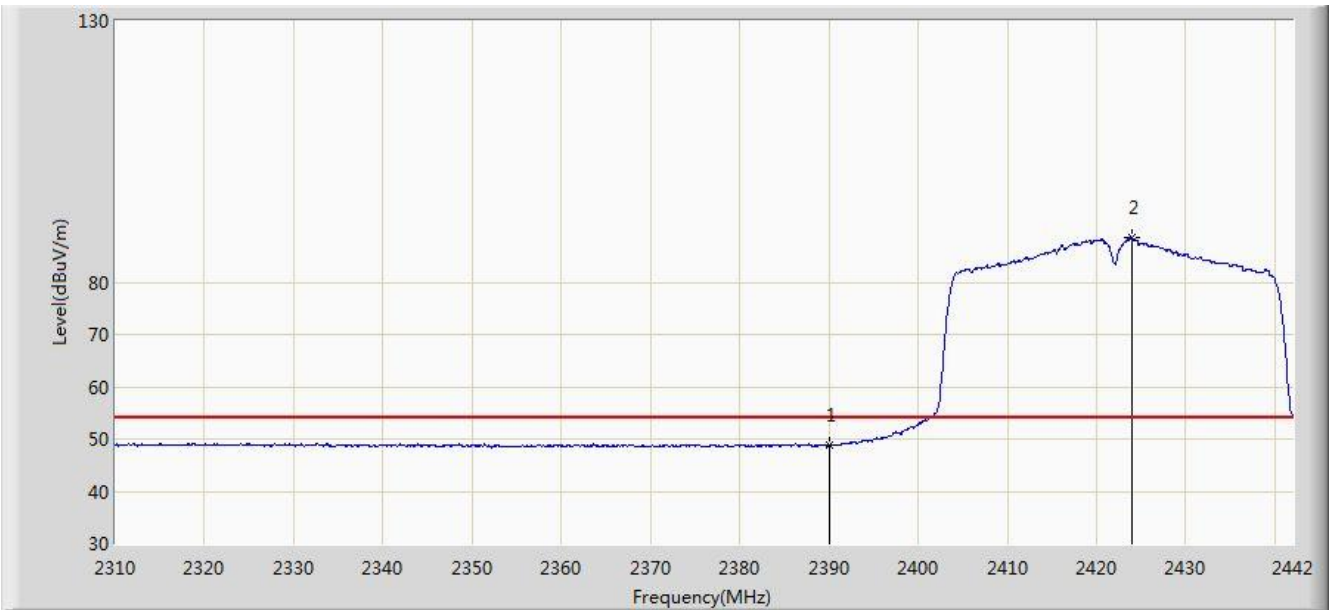


No	Flag	Mark	Frequency (MHz)	Measure Level (dBuV/m)	Reading Level (dBuV)	Margin (dB)	Limit (dBuV/m)	Factor	Type
1			2335.740	63.284	30.614	-10.716	74.000	32.670	PK
2			2390.000	60.950	28.396	-13.050	74.000	32.554	PK
3		*	2419.692	100.685	68.169	N/A	N/A	32.516	PK

Note: Measure Level (dB μ V/m) = Reading Level (dB μ V) + Factor (dB)

Factor (dB) = Cable Loss (dB) + Antenna Factor (dB/m)

Site: AC1	Time: 2017/12/16 - 00:19
Limit: FCC_Part15.209_RE(3m)	Engineer: Peter Xu
Probe: BBHA9120D_1-18GHz	Polarity: Horizontal
EUT: AC220m Wi-Fi module OD US	Power: AC 120V/60Hz
Note: Transmit by 802.11n-HT40 at channel 2422MHz Ant 0 + 1 (Beam-Forming Mode)	

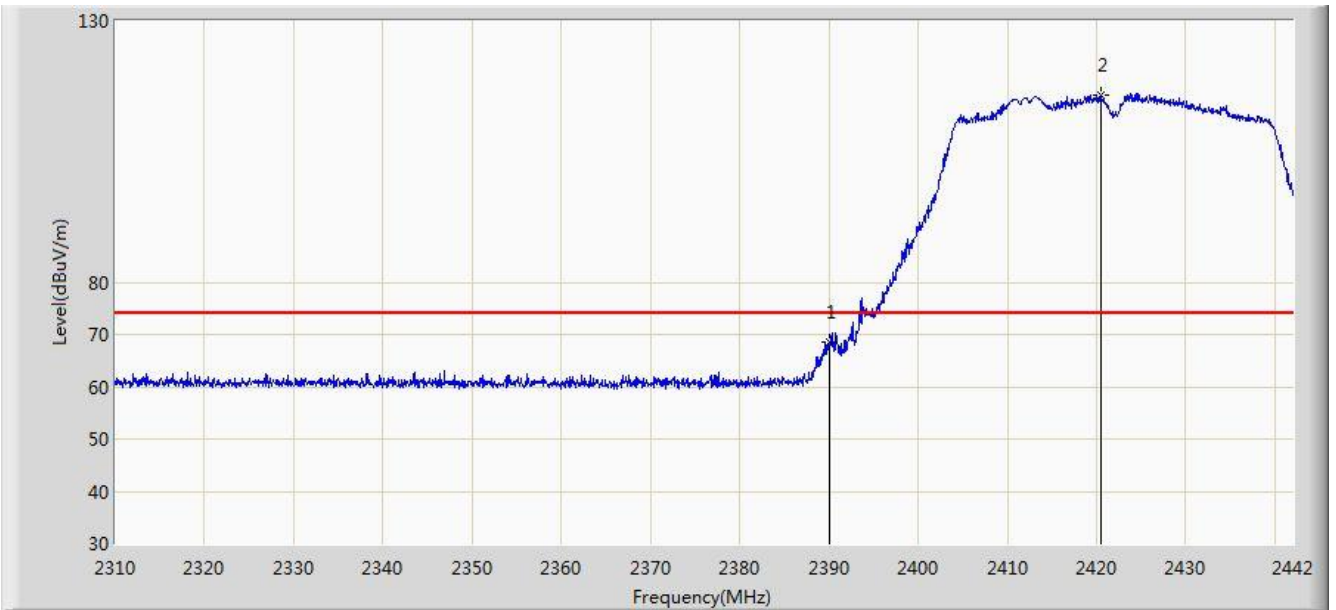


No	Flag	Mark	Frequency (MHz)	Measure Level (dBuV/m)	Reading Level (dBuV)	Margin (dB)	Limit (dBuV/m)	Factor	Type
1			2390.000	48.828	21.222	-5.172	54.000	27.606	AV
2		*	2423.916	88.560	61.037	N/A	N/A	27.523	AV

Note: Measure Level (dBμV/m) = Reading Level (dBμV) + Factor (dB)

Factor (dB) = Cable Loss (dB) + Antenna Factor (dB/m)

Site: AC1	Time: 2017/12/16 - 00:18
Limit: FCC_Part15.209_RE(3m)	Engineer: Peter Xu
Probe: BBHA9120D_1-18GHz	Polarity: Vertical
EUT: AC220m Wi-Fi module OD US	Power: AC 120V/60Hz
Note: Transmit by 802.11n-HT40 at channel 2422MHz Ant 0 + 1 (Beam-Forming Mode)	

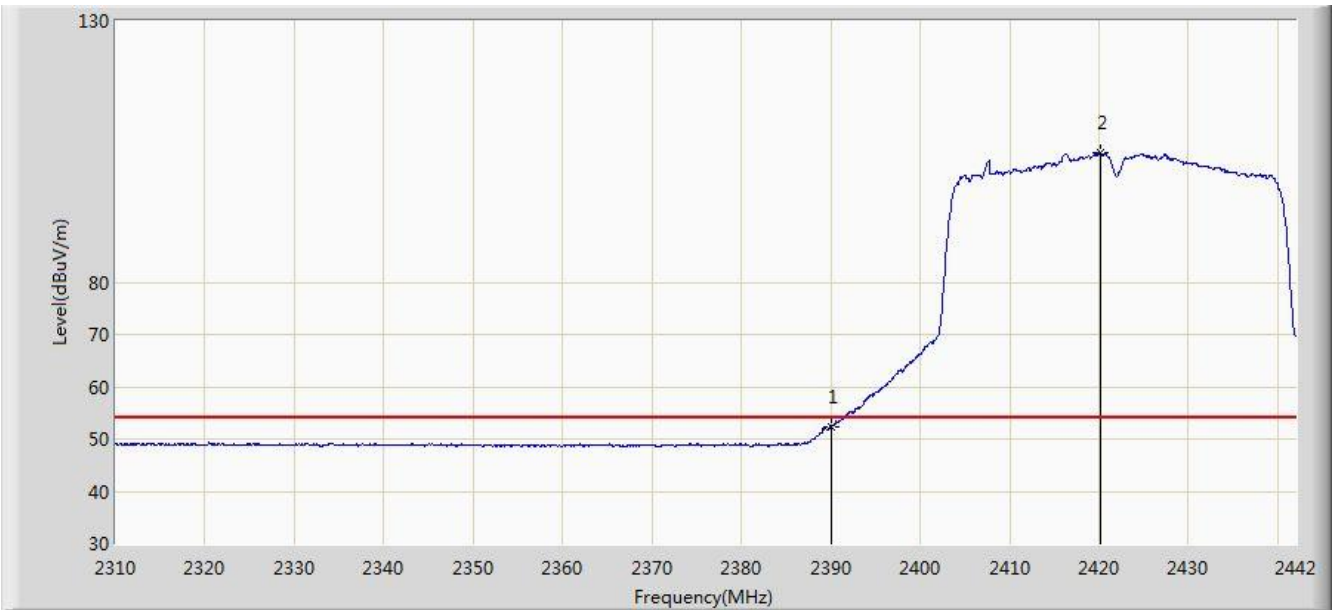


No	Flag	Mark	Frequency (MHz)	Measure Level (dBuV/m)	Reading Level (dBuV)	Margin (dB)	Limit (dBuV/m)	Factor	Type
1			2390.000	68.600	40.994	-5.400	74.000	27.606	PK
2		*	2420.550	115.815	88.284	N/A	N/A	27.531	PK

Note: Measure Level (dBuV/m) = Reading Level (dBuV) + Factor (dB)

Factor (dB) = Cable Loss (dB) + Antenna Factor (dB/m)

Site: AC1	Time: 2017/12/16 - 00:16
Limit: FCC_Part15.209_RE(3m)	Engineer: Peter Xu
Probe: BBHA9120D_1-18GHz	Polarity: Vertical
EUT: AC220m Wi-Fi module OD US	Power: AC 120V/60Hz
Note: Transmit by 802.11n-HT40 at channel 2422MHz Ant 0 + 1 (Beam-Forming Mode)	

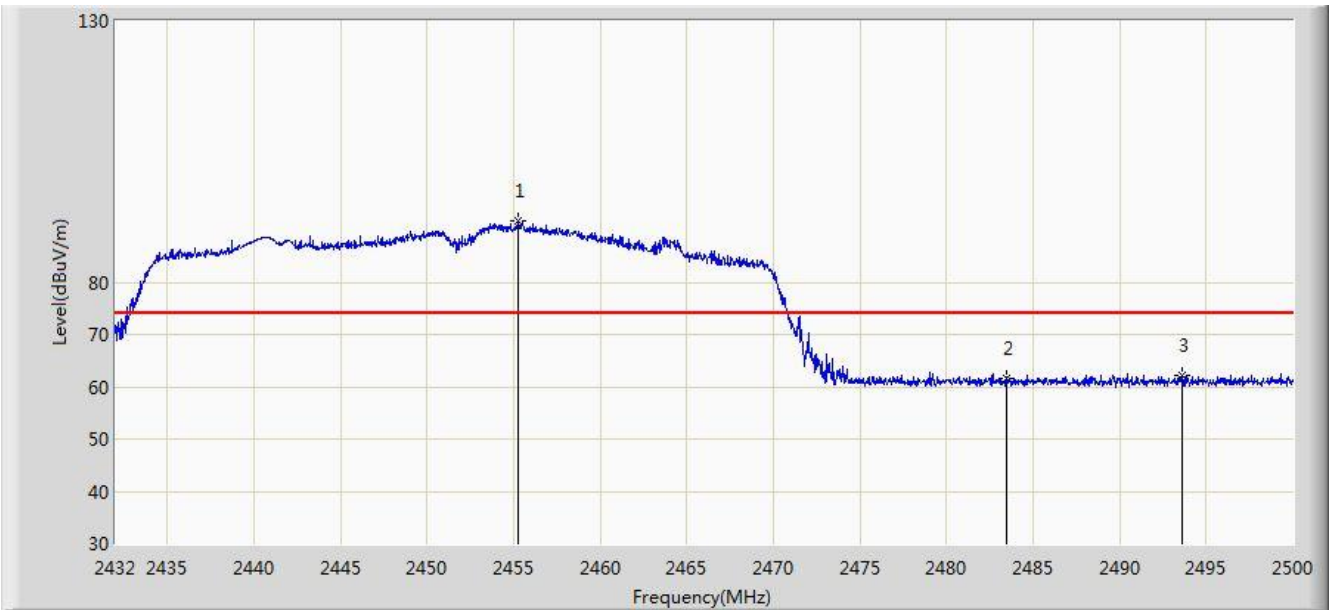


No	Flag	Mark	Frequency (MHz)	Measure Level (dBuV/m)	Reading Level (dBuV)	Margin (dB)	Limit (dBuV/m)	Factor	Type
1			2390.000	52.450	24.844	-1.550	54.000	27.606	AV
2		*	2420.154	104.756	77.224	N/A	N/A	27.532	AV

Note: Measure Level (dB μ V/m) = Reading Level (dB μ V) + Factor (dB)

Factor (dB) = Cable Loss (dB) + Antenna Factor (dB/m)

Site: AC1	Time: 2017/12/16 - 00:42
Limit: FCC_Part15.209_RE(3m)	Engineer: Peter Xu
Probe: BBHA9120D_1GHz_18GHz	Polarity: Horizontal
EUT: AC220m Wi-Fi module OD US	Power: AC 120V/60Hz
Note: Transmit by 802.11n-HT40 at channel 2452MHz Ant 0 + 1 (Beam-Forming Mode)	

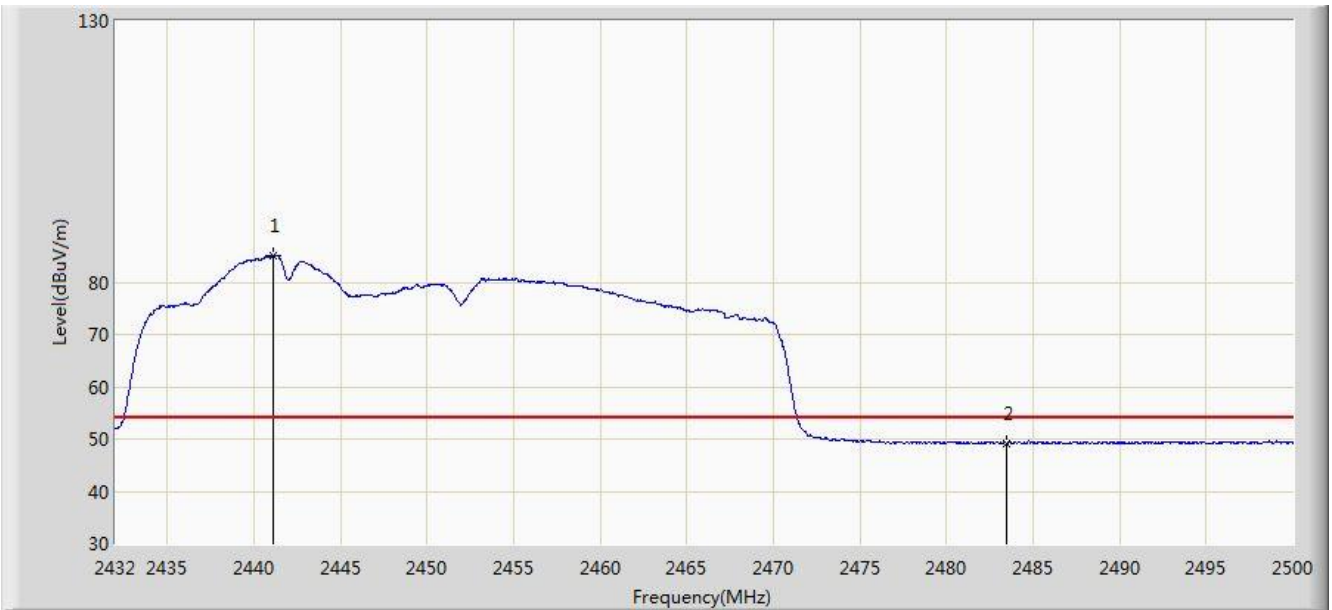


No	Flag	Mark	Frequency (MHz)	Measure Level (dBuV/m)	Reading Level (dBuV)	Margin (dB)	Limit (dBuV/m)	Factor	Type
1		*	2455.256	91.620	59.116	N/A	N/A	32.504	PK
2			2483.500	61.503	28.922	-12.497	74.000	32.580	PK
3			2493.608	62.256	29.645	-11.744	74.000	32.611	PK

Note: Measure Level (dB μ V/m) = Reading Level (dB μ V) + Factor (dB)

Factor (dB) = Cable Loss (dB) + Antenna Factor (dB/m)

Site: AC1	Time: 2017/12/16 - 00:43
Limit: FCC_Part15.209_RE(3m)	Engineer: Peter Xu
Probe: BBHA9120D_1GHz_18GHz	Polarity: Horizontal
EUT: AC220m Wi-Fi module OD US	Power: AC 120V/60Hz
Note: Transmit by 802.11n-HT40 at channel 2452MHz Ant 0 + 1 (Beam-Forming Mode)	

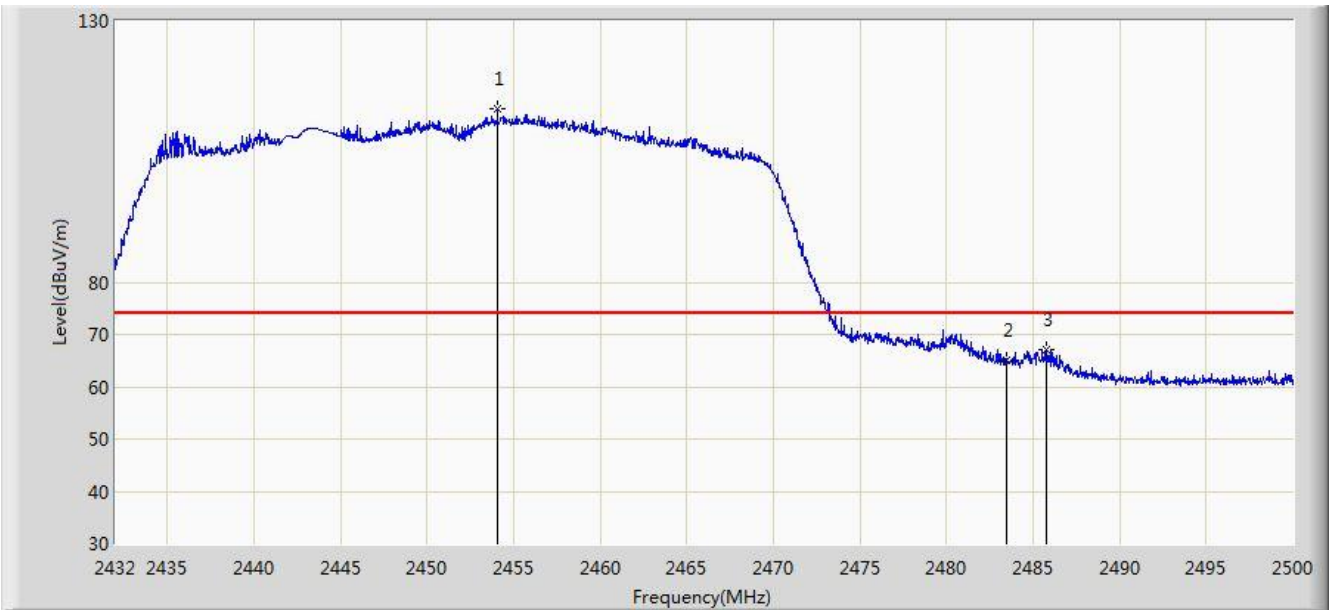


No	Flag	Mark	Frequency (MHz)	Measure Level (dBuV/m)	Reading Level (dBuV)	Margin (dB)	Limit (dBuV/m)	Factor	Type
1		*	2441.112	85.167	52.676	N/A	N/A	32.491	AV
2			2483.500	49.237	16.656	-4.763	54.000	32.580	AV

Note: Measure Level (dB μ V/m) = Reading Level (dB μ V) + Factor (dB)

Factor (dB) = Cable Loss (dB) + Antenna Factor (dB/m)

Site: AC1	Time: 2017/12/16 - 00:41
Limit: FCC_Part15.209_RE(3m)	Engineer: Peter Xu
Probe: BBHA9120D_1-18GHz	Polarity: Vertical
EUT: AC220m Wi-Fi module OD US	Power: AC 120V/60Hz
Note: Transmit by 802.11n-HT40 at channel 2452MHz Ant 0 + 1 (Beam-Forming Mode)	



No	Flag	Mark	Frequency (MHz)	Measure Level (dBuV/m)	Reading Level (dBuV)	Margin (dB)	Limit (dBuV/m)	Factor	Type
1		*	2454.066	113.054	85.578	N/A	N/A	27.476	PK
2			2483.500	65.007	37.486	-8.993	74.000	27.521	PK
3			2485.754	67.210	39.685	-6.790	74.000	27.525	PK

Note: Measure Level (dB μ V/m) = Reading Level (dB μ V) + Factor (dB)

Factor (dB) = Cable Loss (dB) + Antenna Factor (dB/m)

Site: AC1	Time: 2017/12/16 - 00:40
Limit: FCC_Part15.209_RE(3m)	Engineer: Peter Xu
Probe: BBHA9120D_1GHz_18GHz	Polarity: Vertical
EUT: AC220m Wi-Fi module OD US	Power: AC 120V/60Hz
Note: Transmit by 802.11n-HT40 at channel 2452MHz Ant 0 + 1 (Beam-Forming Mode)	



No	Flag	Mark	Frequency (MHz)	Measure Level (dBuV/m)	Reading Level (dBuV)	Margin (dB)	Limit (dBuV/m)	Factor	Type
1		*	2443.084	105.523	73.034	N/A	N/A	32.489	AV
2			2483.500	53.580	20.999	-0.420	54.000	32.580	AV

Note: Measure Level (dB μ V/m) = Reading Level (dB μ V) + Factor (dB)

Factor (dB) = Cable Loss (dB) + Antenna Factor (dB/m)

7.8. AC Conducted Emissions Measurement

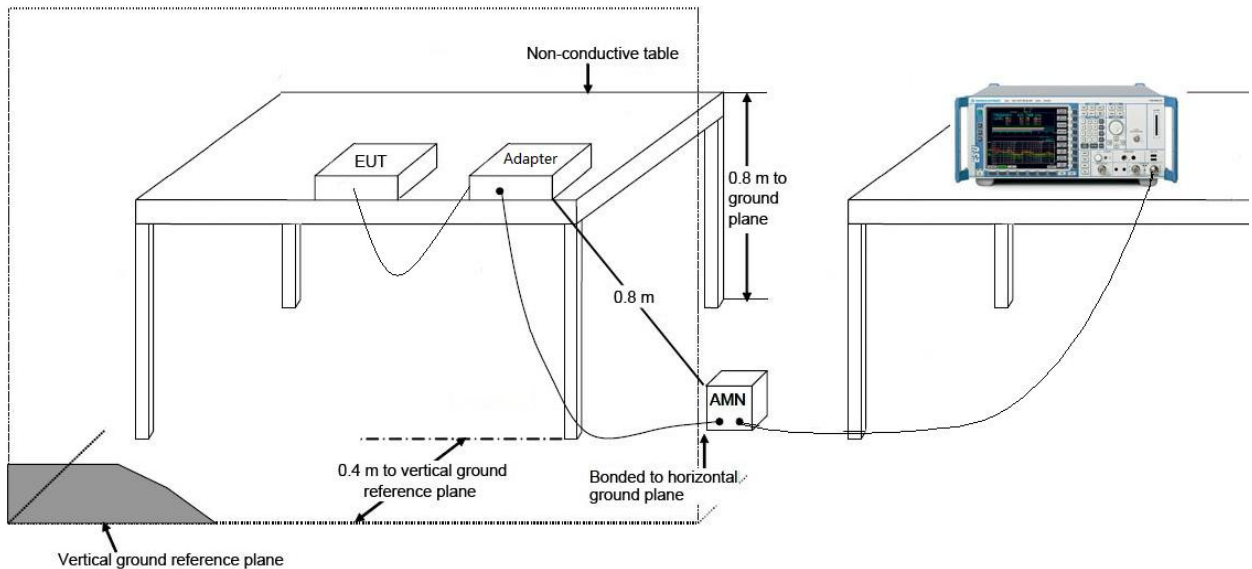
7.8.1. Test Limit

FCC 15.207 Limits		
Frequency (MHz)	QP (dBuV)	AV (dBuV)
0.15 ~ 0.50	66 ~ 56	56 ~ 46
0.50 ~ 5.0	56	46
5.0 ~ 30	60	50

Note 1: The lower limit shall apply at the transition frequencies.

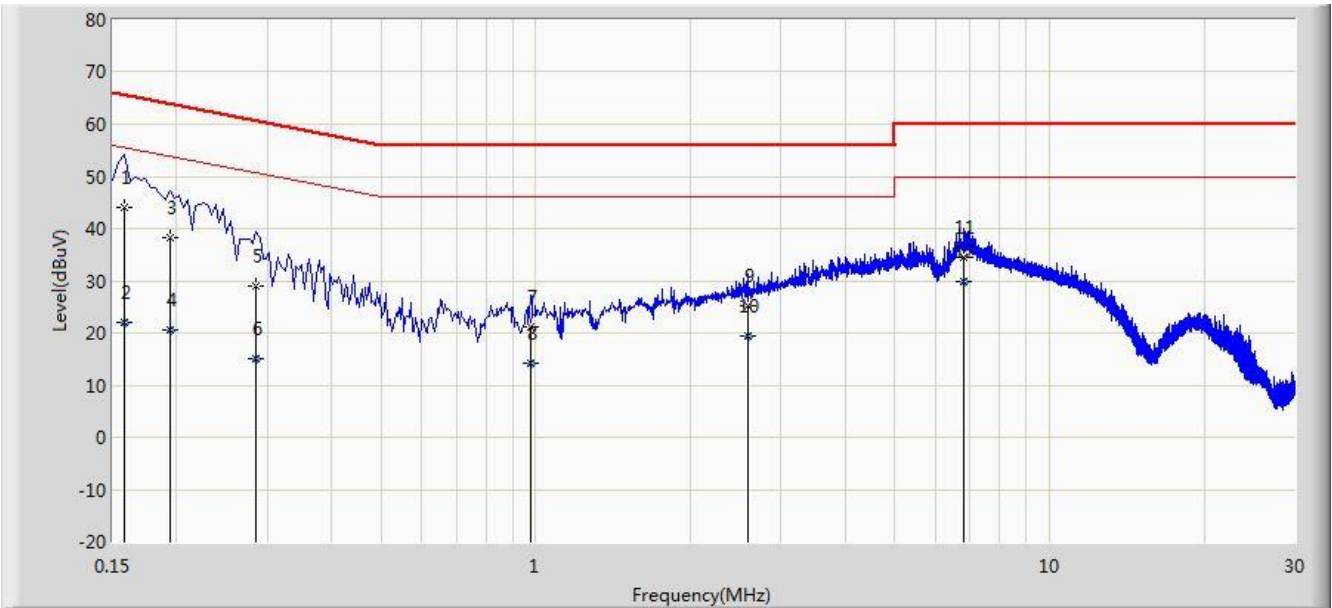
Note 2: The limit decreases linearly with the logarithm of the frequency in the range 0.15MHz to 0.5MHz.

7.8.2. Test Setup



7.8.3. Test Result

Site: SR2	Time: 2017/12/19 - 16:17
Limit: FCC_Part15.207_CE_AC Power	Engineer: Peter Xu
Probe: ENV216_101683_Filter On	Polarity: Line
EUT: AC220m Wi-Fi module OD US	Power: AC 120V/60Hz
Test Mode 1	

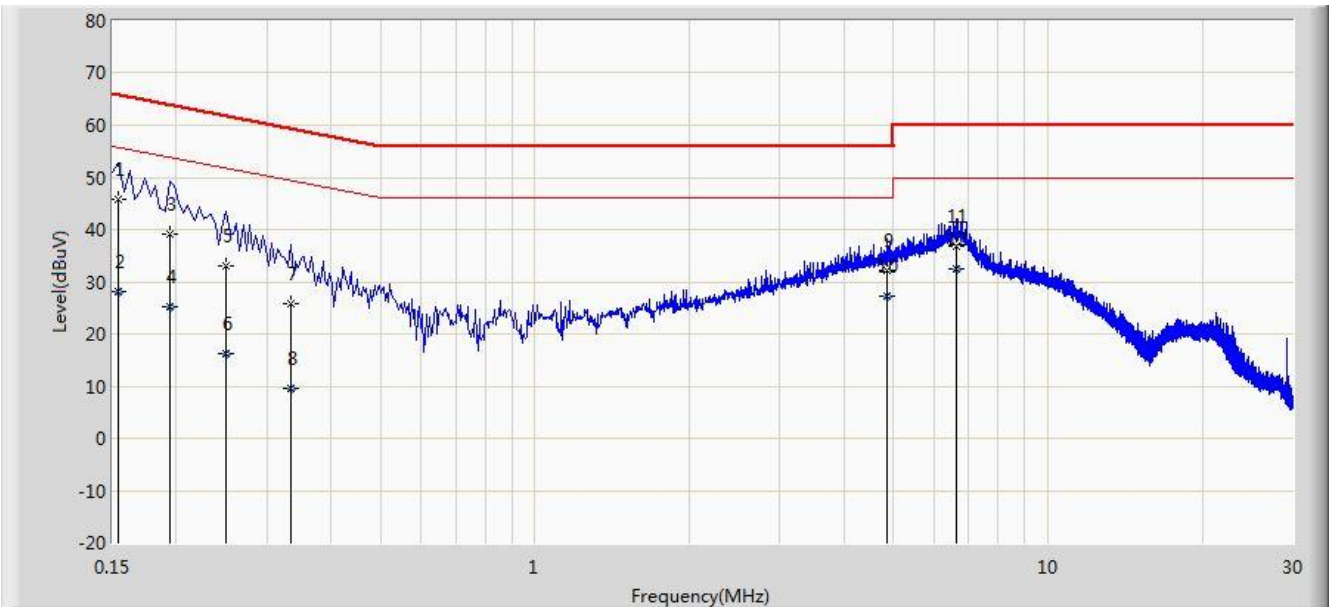


No	Flag	Mark	Frequency (MHz)	Measure Level (dBuV)	Reading Level (dBuV)	Over Limit (dB)	Limit (dBuV)	Factor (dB)	Type
1			0.158	43.983	33.672	-21.586	65.568	10.311	QP
2			0.158	21.969	11.658	-33.599	55.568	10.311	AV
3			0.194	38.240	28.223	-25.624	63.864	10.017	QP
4			0.194	20.498	10.481	-33.366	53.864	10.017	AV
5			0.286	28.920	18.928	-31.719	60.640	9.993	QP
6			0.286	14.988	4.995	-35.652	50.640	9.993	AV
7			0.978	21.160	11.240	-34.840	56.000	9.920	QP
8			0.978	14.159	4.239	-31.841	46.000	9.920	AV
9			2.582	25.078	15.224	-30.922	56.000	9.853	QP
10			2.582	19.484	9.631	-26.516	46.000	9.853	AV
11			6.798	34.395	24.246	-25.605	60.000	10.149	QP
12		*	6.798	29.813	19.664	-20.187	50.000	10.149	AV

Note: Measure Level (dBμV) = Reading Level (dBμV) + Factor (dB)

Factor (dB) = Cable Loss (dB) + LISN Factor (dB)

Site: SR2	Time: 2017/12/19 - 16:21
Limit: FCC_Part15.207_CE_AC Power	Engineer: Peter Xu
Probe: ENV216_101683_Filter On	Polarity: Neutral
EUT: AC220m Wi-Fi module OD US	Power: AC 120V/60Hz
Test Mode 1	



No	Flag	Mark	Frequency (MHz)	Measure Level (dBuV)	Reading Level (dBuV)	Over Limit (dB)	Limit (dBuV)	Factor (dB)	Type
1			0.154	45.882	35.166	-19.899	65.781	10.716	QP
2			0.154	28.211	17.495	-27.570	55.781	10.716	AV
3			0.194	39.045	29.023	-24.819	63.864	10.021	QP
4			0.194	25.088	15.067	-28.776	53.864	10.021	AV
5			0.250	32.921	22.920	-28.837	61.757	10.001	QP
6			0.250	16.288	6.287	-35.469	51.757	10.001	AV
7			0.334	25.808	15.745	-33.543	59.351	10.063	QP
8			0.334	9.618	-0.445	-39.733	49.351	10.063	AV
9			4.854	32.034	21.999	-23.966	56.000	10.035	QP
10			4.854	27.132	17.097	-18.868	46.000	10.035	AV
11			6.606	36.825	26.661	-23.175	60.000	10.164	QP
12		*	6.606	32.395	22.232	-17.605	50.000	10.164	AV

Note: Measure Level (dBμV) = Reading Level (dBμV) + Factor (dB)

Factor (dB) = Cable Loss (dB) + LISN Factor (dB)

8. CONCLUSION

The data collected relate only the item(s) tested and show that the **AC220m Wi-Fi module OD US, FCC ID: 2AD8UFZCWMBOM2** is in compliance with FCC Rules.

————— The End —————