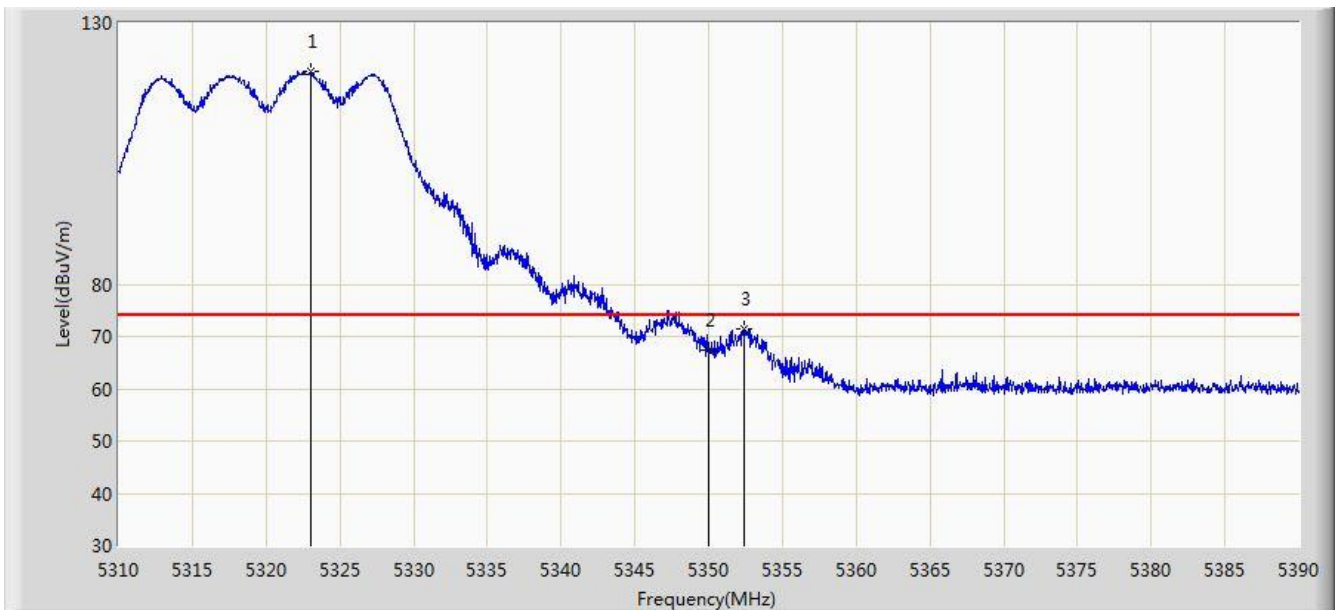


Site: AC1	Time: 2017/02/20 - 10:10
Limit: FCC_Part15.209_RE(3m)	Engineer: Kevin Ker
Probe: BBHA9120D_1GHz_18GHz	Polarity: Vertical
EUT: US Wi-Fi AP 2x2 OD ext. antenna	Power: AC 120V/60Hz
Test Mode: Transmit by 802.11a at Channel 5320MHz Ant 1 + 2	

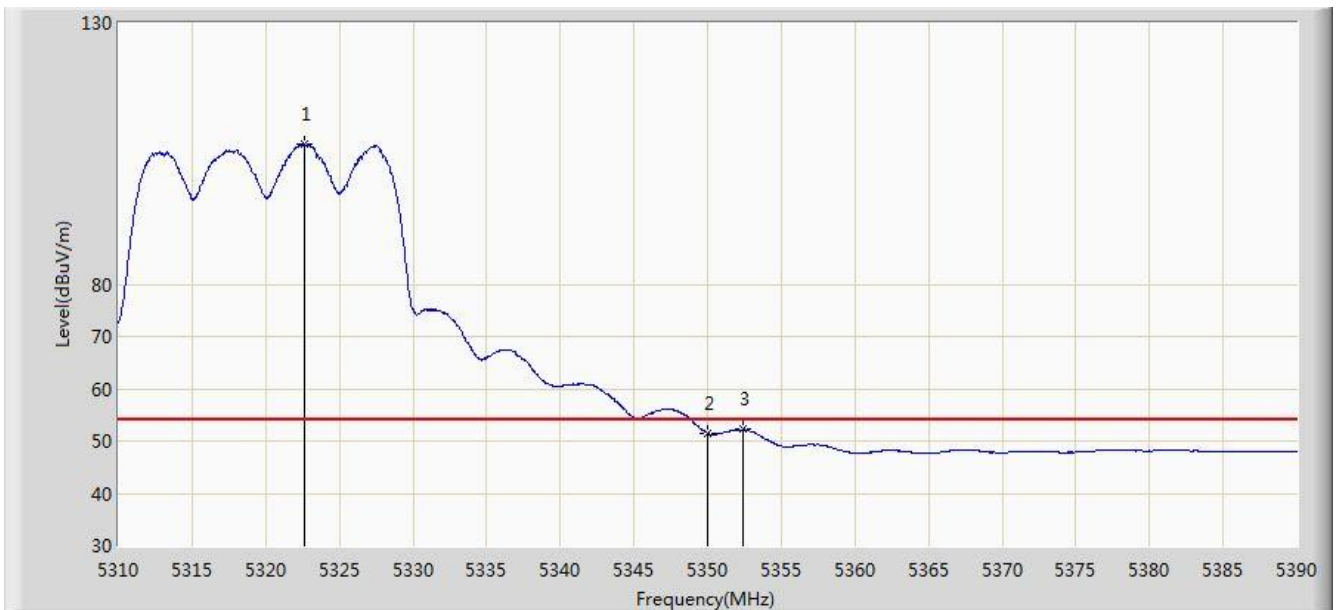


No	Flag	Mark	Frequency (MHz)	Measure Level (dBuV/m)	Reading Level (dBuV)	Margin (dB)	Limit (dBuV/m)	Factor (dB)	Type
1			5323.000	120.627	116.773	N/A	N/A	3.855	PK
2			5350.000	67.338	63.433	-6.662	74.000	3.904	PK
3			5352.440	71.529	67.620	-2.471	74.000	3.909	PK

Note: Measure Level (dBuV/m) = Reading Level (dBuV) + Factor (dB)

Factor (dB) = Cable Loss (dB) + Antenna Factor (dB/m) - Pre_Amplifier Gain (dB)

Site: AC1	Time: 2017/02/20 - 10:09
Limit: FCC_Part15.209_RE(3m)	Engineer: Kevin Ker
Probe: BBHA9120D_1GHz_18GHz	Polarity: Vertical
EUT: US Wi-Fi AP 2x2 OD ext. antenna	Power: AC 120V/60Hz
Test Mode: Transmit by 802.11a at Channel 5320MHz Ant 1 + 2	

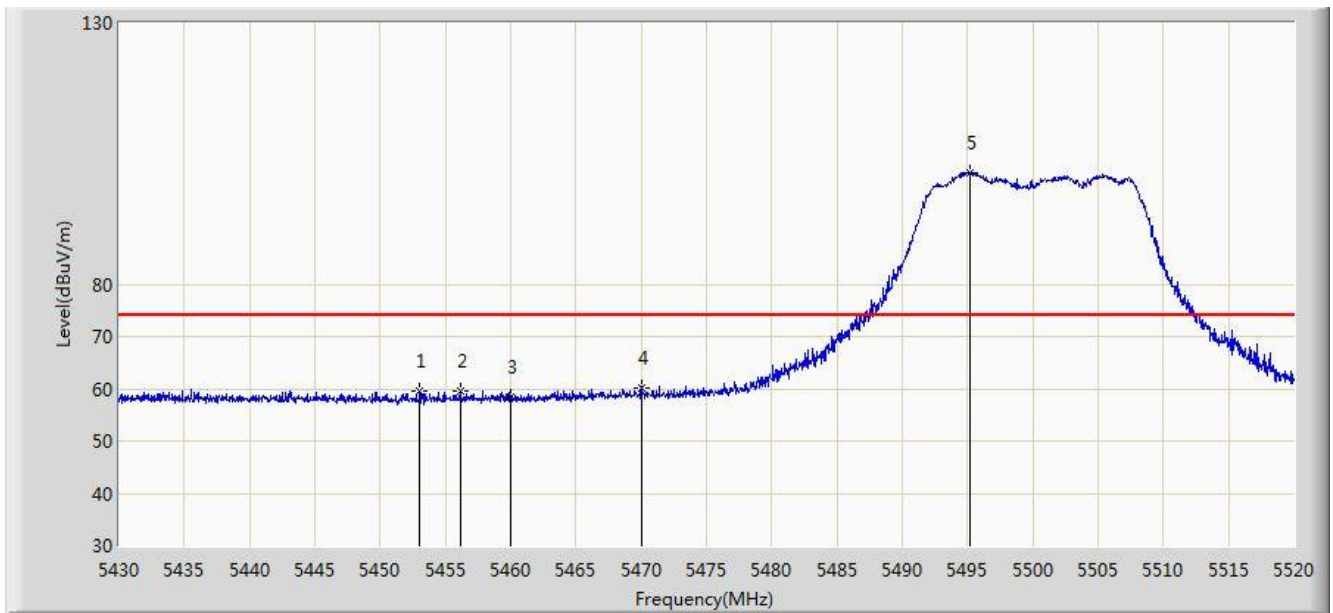


No	Flag	Mark	Frequency (MHz)	Measure Level (dBuV/m)	Reading Level (dBuV)	Margin (dB)	Limit (dBuV/m)	Factor (dB)	Type
1			5322.640	106.683	102.829	N/A	N/A	3.853	AV
2			5350.000	51.376	47.471	-2.624	54.000	3.904	AV
3			5352.440	52.223	48.314	-1.777	54.000	3.909	AV

Note: Measure Level (dB μ V/m) = Reading Level (dB μ V) + Factor (dB)

Factor (dB) = Cable Loss (dB) + Antenna Factor (dB/m) - Pre_Amplifier Gain (dB)

Site: AC1	Time: 2017/02/20 - 10:17
Limit: FCC_Part15.209_RE(3m)	Engineer: Kevin Ker
Probe: BBHA9120D_1GHz_18GHz	Polarity: Horizontal
EUT: US Wi-Fi AP 2x2 OD ext. antenna	Power: AC 120V/60Hz
Test Mode: Transmit by 802.11a at Channel 5500MHz Ant 1 + 2	

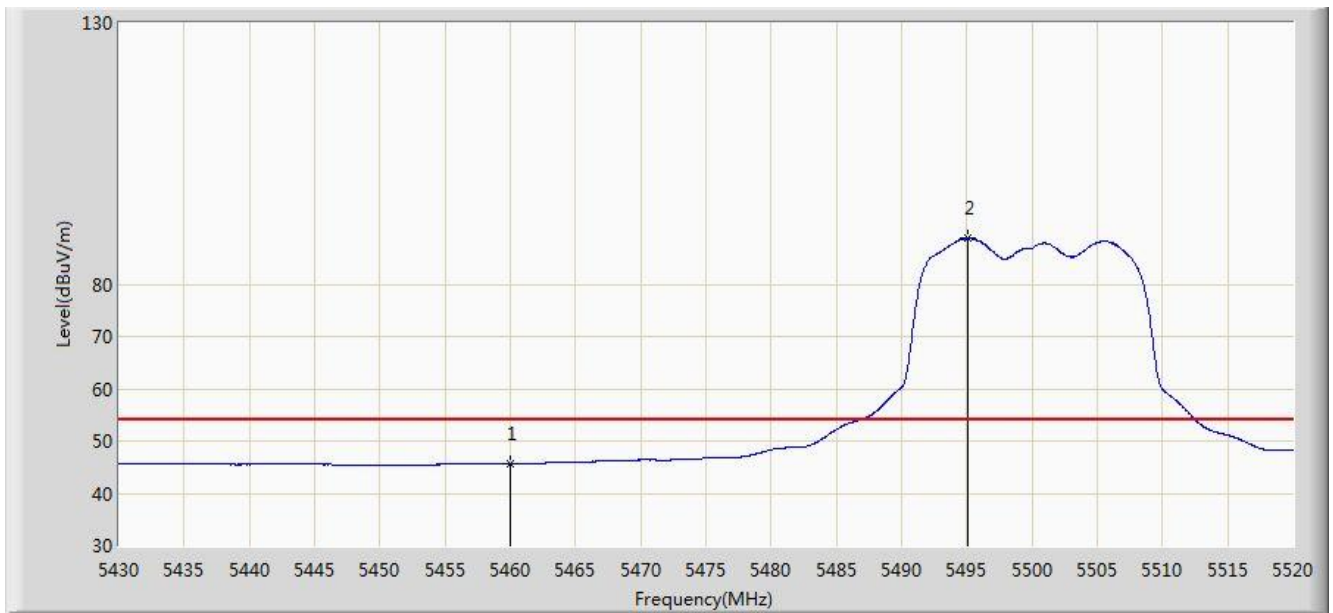


No	Flag	Mark	Frequency (MHz)	Measure Level (dBuV/m)	Reading Level (dBuV)	Margin (dB)	Limit (dBuV/m)	Factor (dB)	Type
1			5453.040	59.424	55.259	-14.576	74.000	4.164	PK
2			5456.145	59.651	55.479	-14.349	74.000	4.172	PK
3			5460.000	58.434	54.254	-15.566	74.000	4.180	PK
4			5470.000	60.258	56.056	-13.742	74.000	4.202	PK
5			5495.160	101.342	97.082	N/A	N/A	4.259	PK

Note: Measure Level (dB μ V/m) = Reading Level (dB μ V) + Factor (dB)

Factor (dB) = Cable Loss (dB) + Antenna Factor (dB/m) - Pre_Amplifier Gain (dB)

Site: AC1	Time: 2017/02/20 - 10:19
Limit: FCC_Part15.209_RE(3m)	Engineer: Kevin Ker
Probe: BBHA9120D_1GHz_18GHz	Polarity: Horizontal
EUT: US Wi-Fi AP 2x2 OD ext. antenna	Power: AC 120V/60Hz
Test Mode: Transmit by 802.11a at Channel 5500MHz Ant 1 + 2	

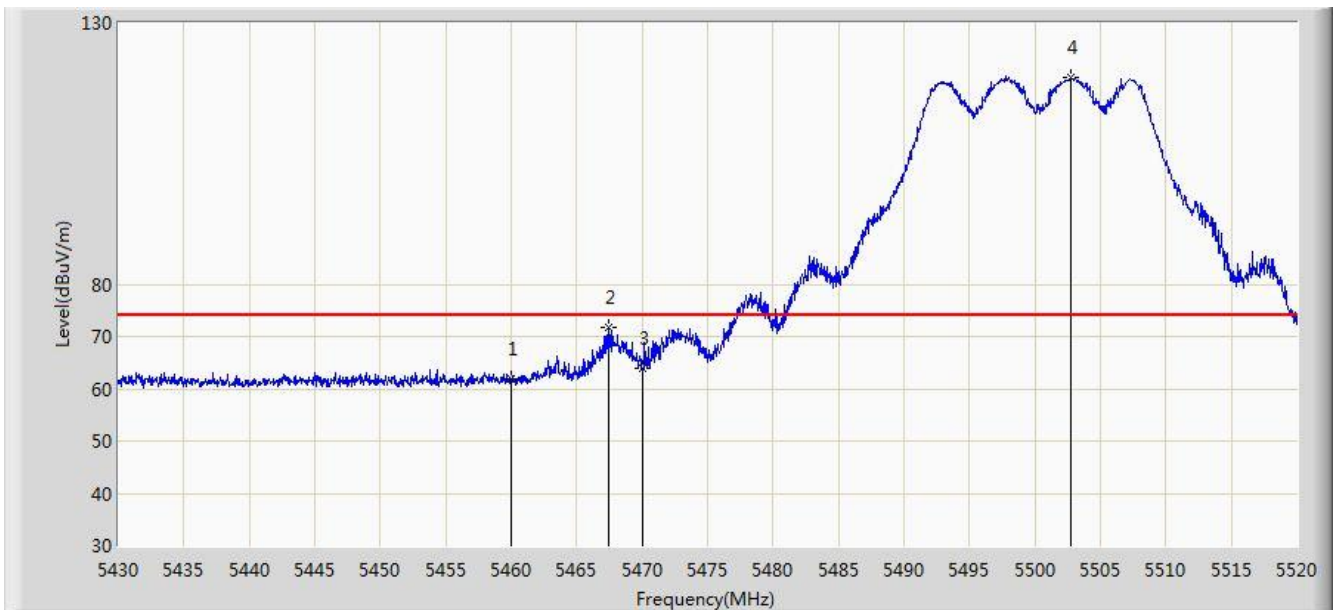


No	Flag	Mark	Frequency (MHz)	Measure Level (dBuV/m)	Reading Level (dBuV)	Margin (dB)	Limit (dBuV/m)	Factor (dB)	Type
1			5460.000	45.635	41.455	-8.365	54.000	4.180	AV
2			5495.025	88.777	84.518	N/A	N/A	4.259	AV

Note: Measure Level (dBuV/m) = Reading Level (dBuV) + Factor (dB)

Factor (dB) = Cable Loss (dB) + Antenna Factor (dB/m) - Pre_Amplifier Gain (dB)

Site: AC1	Time: 2017/02/20 - 10:14
Limit: FCC_Part15.209_RE(3m)	Engineer: Kevin Ker
Probe: BBHA9120D_1GHz_18GHz	Polarity: Vertical
EUT: US Wi-Fi AP 2x2 OD ext. antenna	Power: AC 120V/60Hz
Test Mode: Transmit by 802.11a at Channel 5500MHz Ant 1 + 2	

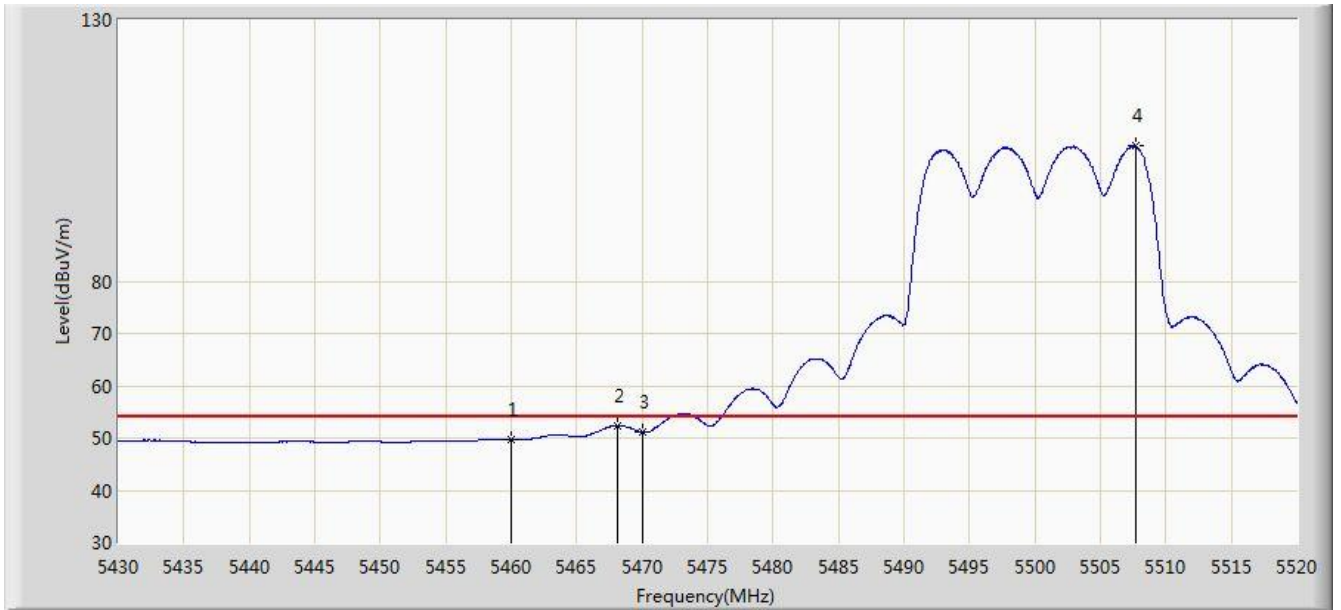


No	Flag	Mark	Frequency (MHz)	Measure Level (dBuV/m)	Reading Level (dBuV)	Margin (dB)	Limit (dBuV/m)	Factor (dB)	Type
1			5460.000	61.859	57.679	-12.141	74.000	4.180	PK
2			5467.485	71.711	67.514	-2.289	74.000	4.196	PK
3			5470.000	63.956	59.754	-10.044	74.000	4.202	PK
4			5502.765	119.633	115.353	N/A	N/A	4.281	PK

Note: Measure Level (dBuV/m) = Reading Level (dBuV) + Factor (dB)

Factor (dB) = Cable Loss (dB) + Antenna Factor (dB/m) - Pre_Amplifier Gain (dB)

Site: AC1	Time: 2017/02/20 - 10:16
Limit: FCC_Part15.209_RE(3m)	Engineer: Kevin Ker
Probe: BBHA9120D_1GHz_18GHz	Polarity: Vertical
EUT: US Wi-Fi AP 2x2 OD ext. antenna	Power: AC 120V/60Hz
Test Mode: Transmit by 802.11a at Channel 5500MHz Ant 1 + 2	

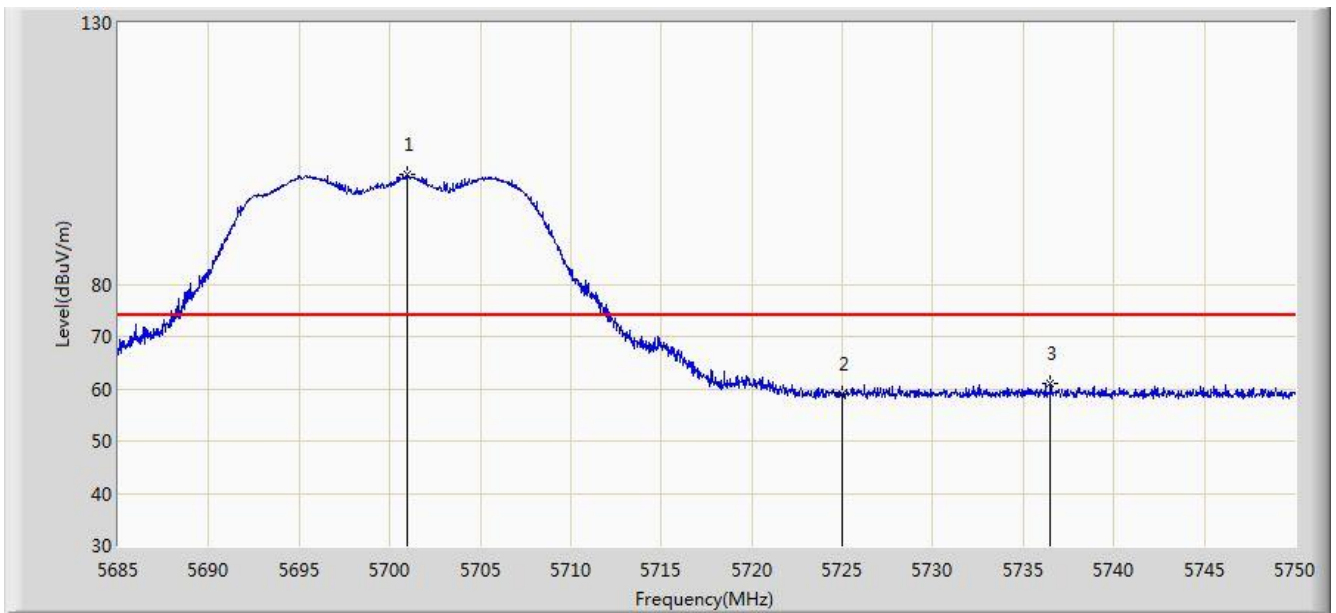


No	Flag	Mark	Frequency (MHz)	Measure Level (dBuV/m)	Reading Level (dBuV)	Margin (dB)	Limit (dBuV/m)	Factor (dB)	Type
1			5460.000	49.672	45.492	-4.328	54.000	4.180	AV
2			5468.160	52.341	48.143	-1.659	54.000	4.198	AV
3			5470.000	51.110	46.908	-2.890	54.000	4.202	AV
4			5507.715	105.928	101.633	N/A	N/A	4.295	AV

Note: Measure Level (dBuV/m) = Reading Level (dBuV) + Factor (dB)

Factor (dB) = Cable Loss (dB) + Antenna Factor (dB/m) - Pre_Amplifier Gain (dB)

Site: AC1	Time: 2017/02/20 - 11:11
Limit: FCC_Part15.209_RE(3m)	Engineer: Kevin Ker
Probe: BBHA9120D_1GHz_18GHz	Polarity: Horizontal
EUT: US Wi-Fi AP 2x2 OD ext. antenna	Power: AC 120V/60Hz
Test Mode: Transmit by 802.11a at Channel 5700MHz Ant 1 + 2	

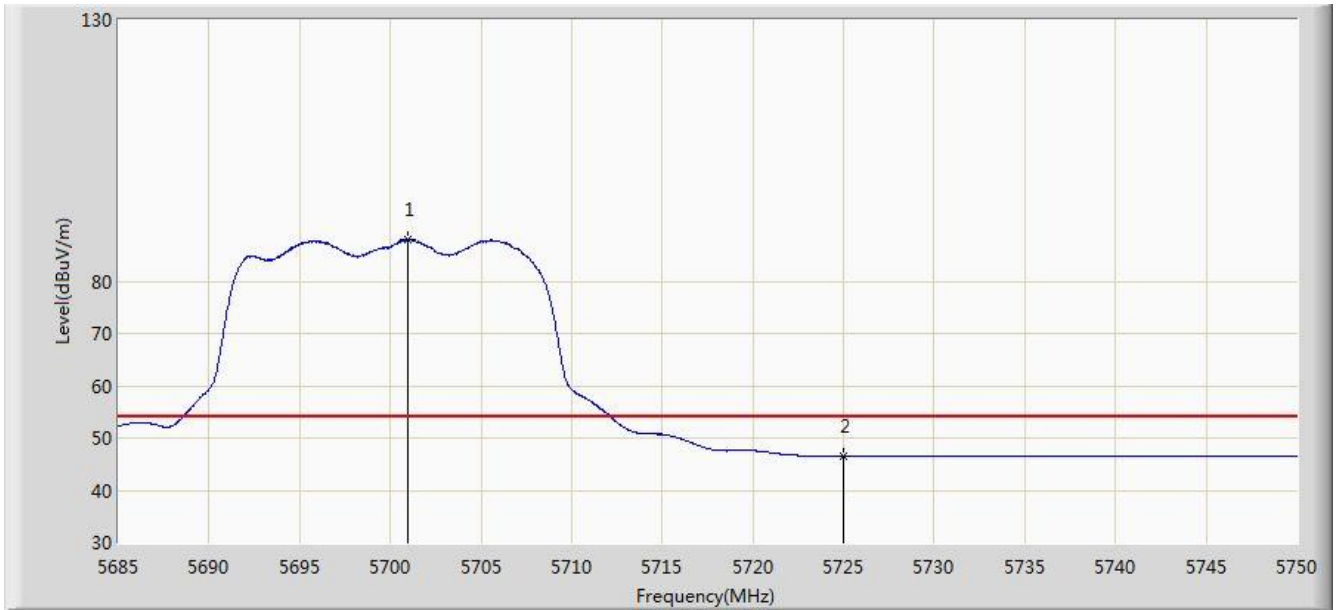


No	Flag	Mark	Frequency (MHz)	Measure Level (dBuV/m)	Reading Level (dBuV)	Margin (dB)	Limit (dBuV/m)	Factor (dB)	Type
1			5700.958	100.915	96.032	N/A	N/A	4.884	PK
2			5725.000	58.989	53.960	-15.011	74.000	5.029	PK
3			5736.480	60.948	55.846	-13.052	74.000	5.101	PK

Note: Measure Level (dB μ V/m) = Reading Level (dB μ V) + Factor (dB)

Factor (dB) = Cable Loss (dB) + Antenna Factor (dB/m) - Pre_Amplifier Gain (dB)

Site: AC1	Time: 2017/02/20 - 11:12
Limit: FCC_Part15.209_RE(3m)	Engineer: Kevin Ker
Probe: BBHA9120D_1GHz_18GHz	Polarity: Horizontal
EUT: US Wi-Fi AP 2x2 OD ext. antenna	Power: AC 120V/60Hz
Test Mode: Transmit by 802.11a at Channel 5700MHz Ant 1 + 2	

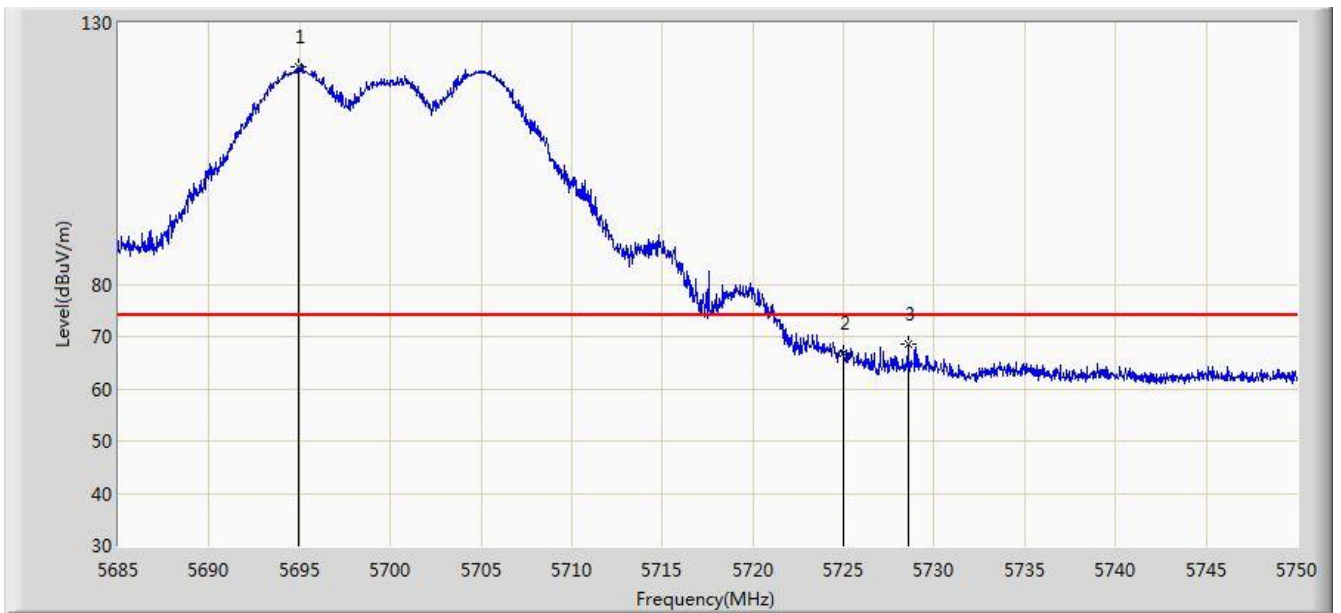


No	Flag	Mark	Frequency (MHz)	Measure Level (dBuV/m)	Reading Level (dBuV)	Margin (dB)	Limit (dBuV/m)	Factor (dB)	Type
1			5700.990	87.958	83.074	N/A	N/A	4.884	AV
2			5725.000	46.585	41.556	-7.415	54.000	5.029	AV

Note: Measure Level (dB μ V/m) = Reading Level (dB μ V) + Factor (dB)

Factor (dB) = Cable Loss (dB) + Antenna Factor (dB/m) - Pre_Amplifier Gain (dB)

Site: AC1	Time: 2017/02/20 - 11:10
Limit: FCC_Part15.209_RE(3m)	Engineer: Kevin Ker
Probe: BBHA9120D_1GHz_18GHz	Polarity: Vertical
EUT: US Wi-Fi AP 2x2 OD ext. antenna	Power: AC 120V/60Hz
Test Mode: Transmit by 802.11a at Channel 5700MHz Ant 1 + 2	

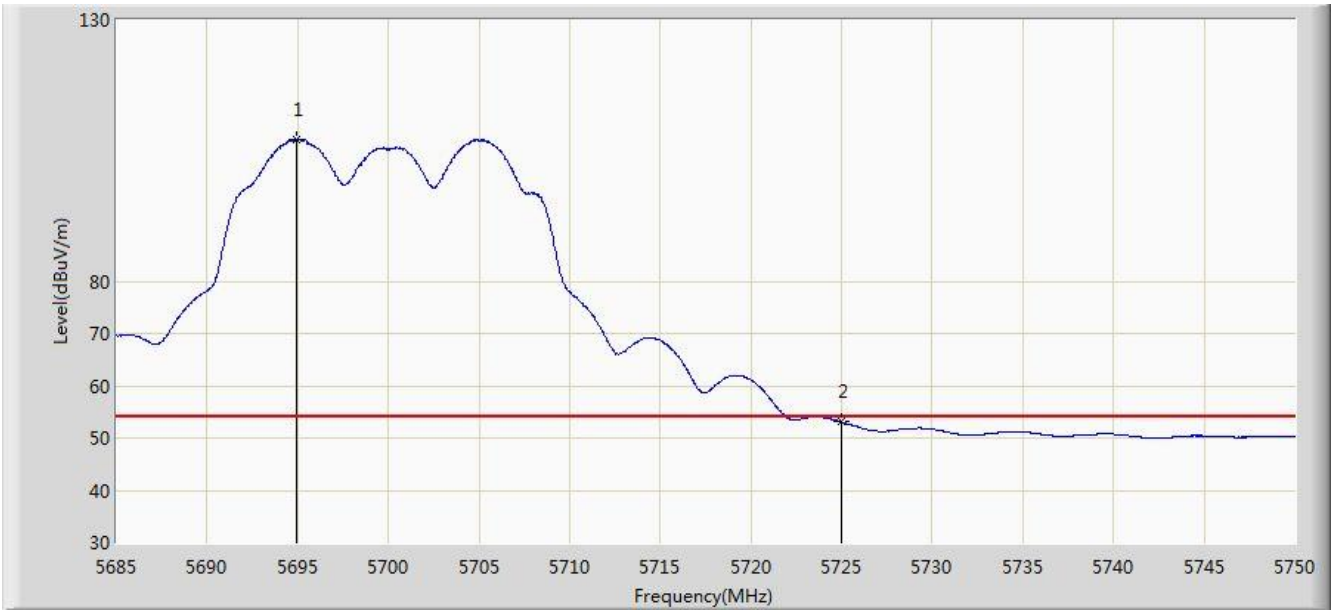


No	Flag	Mark	Frequency (MHz)	Measure Level (dBuV/m)	Reading Level (dBuV)	Margin (dB)	Limit (dBuV/m)	Factor (dB)	Type
1			5694.978	121.550	116.698	N/A	N/A	4.852	PK
2			5725.000	66.825	61.796	-7.175	74.000	5.029	PK
3			5728.550	68.573	63.521	-5.427	74.000	5.052	PK

Note: Measure Level (dB μ V/m) = Reading Level (dB μ V) + Factor (dB)

Factor (dB) = Cable Loss (dB) + Antenna Factor (dB/m) - Pre_Amplifier Gain (dB)

Site: AC1	Time: 2017/02/20 - 11:10
Limit: FCC_Part15.209_RE(3m)	Engineer: Kevin Ker
Probe: BBHA9120D_1GHz_18GHz	Polarity: Vertical
EUT: US Wi-Fi AP 2x2 OD ext. antenna	Power: AC 120V/60Hz
Test Mode: Transmit by 802.11a at Channel 5700MHz Ant 1 + 2	

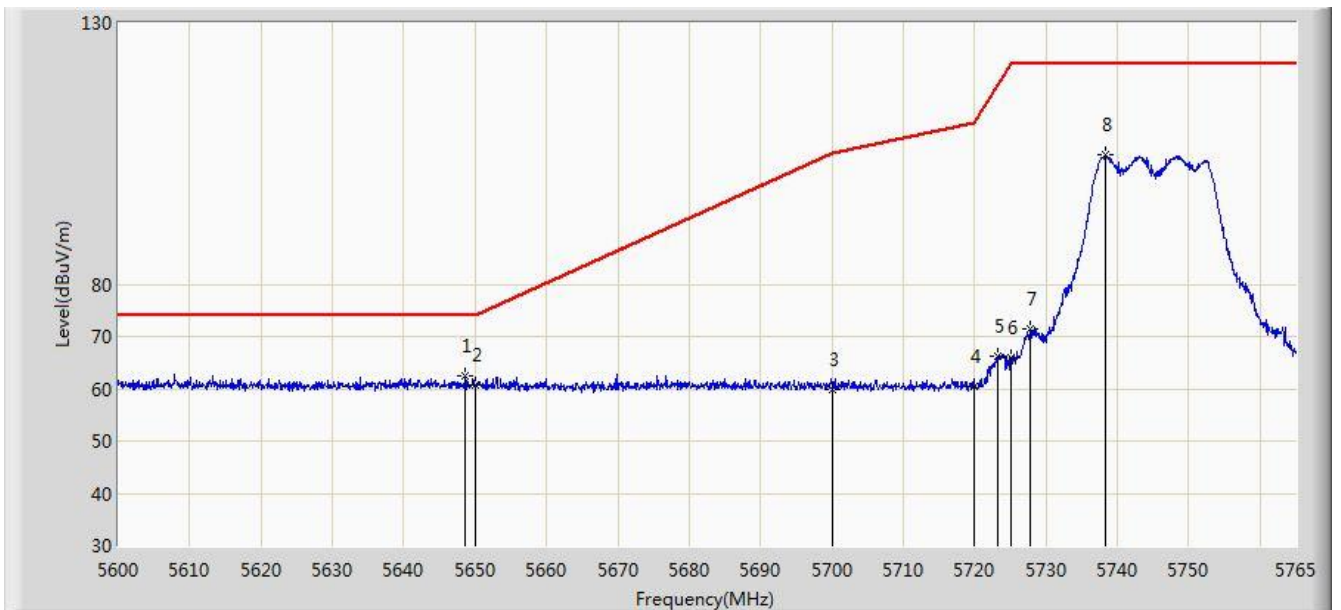


No	Flag	Mark	Frequency (MHz)	Measure Level (dBuV/m)	Reading Level (dBuV)	Margin (dB)	Limit (dBuV/m)	Factor (dB)	Type
1			5694.978	107.191	102.339	N/A	N/A	4.852	AV
2			5725.000	53.060	48.031	-0.940	54.000	5.029	AV

Note: Measure Level (dB μ V/m) = Reading Level (dB μ V) + Factor (dB)

Factor (dB) = Cable Loss (dB) + Antenna Factor (dB/m) - Pre_Amplifier Gain (dB)

Site: AC1	Time: 2017/02/20 - 11:16
Limit: FCC_Part15.407_RE(3m)	Engineer: Kevin Ker
Probe: BBHA9120D_1GHz_18GHz	Polarity: Horizontal
EUT: US Wi-Fi AP 2x2 OD ext. antenna	Power: AC 120V/60Hz
Test Mode: Transmit by 802.11a at Channel 5745MHz Ant 1 + 2	

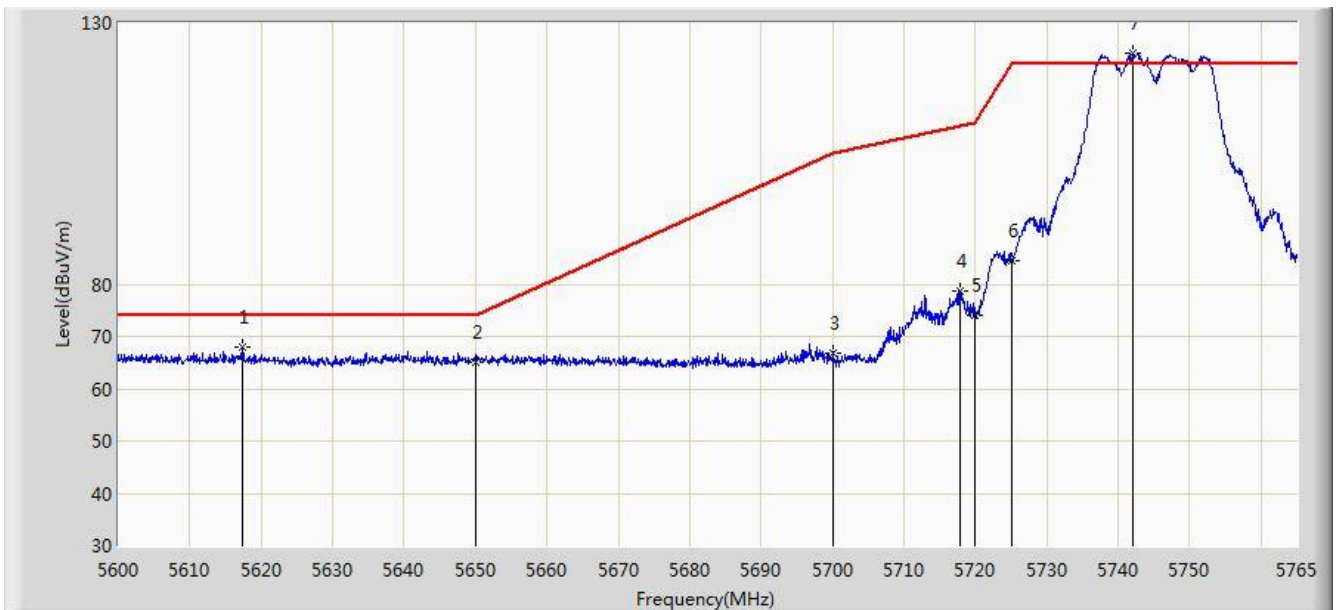


No	Flag	Mark	Frequency (MHz)	Measure Level (dBuV/m)	Reading Level (dBuV)	Margin (dB)	Limit (dBuV/m)	Factor (dB)	Type
1			5648.675	62.555	57.888	-11.445	74.000	4.666	PK
2			5650.000	60.686	56.015	-13.314	74.000	4.671	PK
3			5700.000	59.953	55.075	-45.247	105.200	4.878	PK
4			5720.000	60.447	55.450	-50.353	110.800	4.997	PK
5			5723.255	66.253	61.235	-51.970	118.223	5.018	PK
6			5725.000	65.949	60.920	-56.251	122.200	5.029	PK
7			5727.875	71.499	66.452	-50.701	122.200	5.047	PK
8			5738.353	104.776	99.662	N/A	N/A	5.115	PK

Note: Measure Level (dB μ V/m) = Reading Level (dB μ V) + Factor (dB)

Factor (dB) = Cable Loss (dB) + Antenna Factor (dB/m) - Pre_Amplifier Gain (dB)

Site: AC1	Time: 2017/02/20 - 11:13
Limit: FCC_Part15.407_RE(3m)	Engineer: Kevin Ker
Probe: BBHA9120D_1GHz_18GHz	Polarity: Vertical
EUT: US Wi-Fi AP 2x2 OD ext. antenna	Power: AC 120V/60Hz
Test Mode: Transmit by 802.11a at Channel 5745MHz Ant 1 + 2	

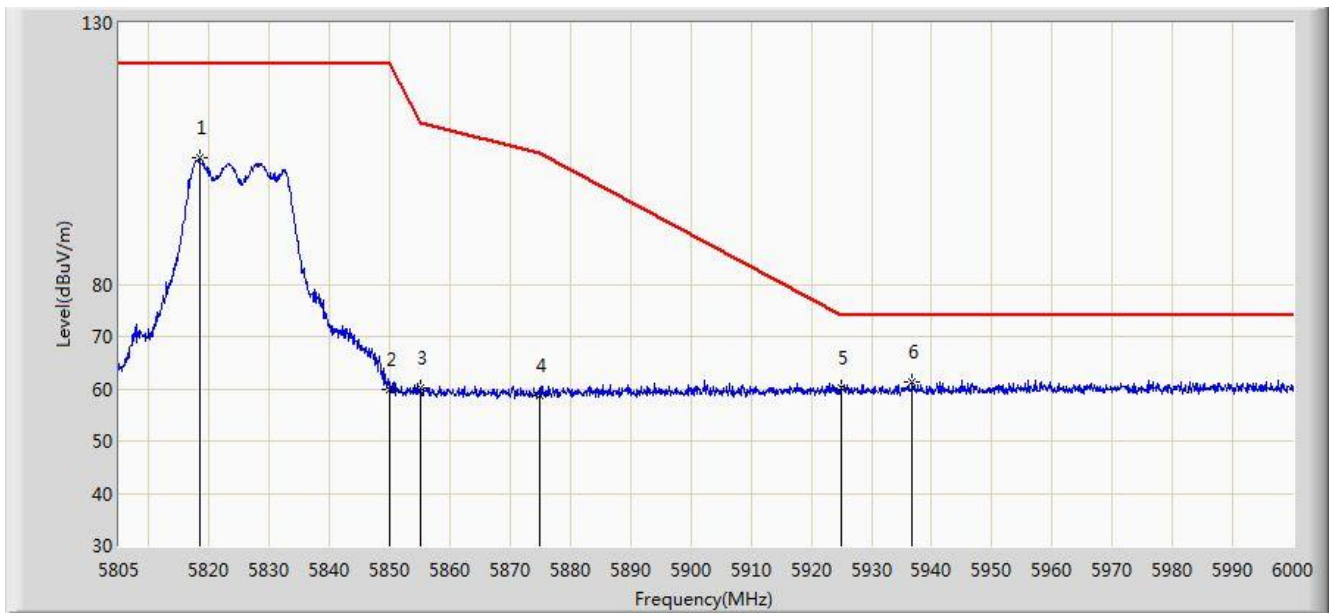


No	Flag	Mark	Frequency (MHz)	Measure Level (dBuV/m)	Reading Level (dBuV)	Margin (dB)	Limit (dBuV/m)	Factor (dB)	Type
1			5617.408	67.909	63.336	-6.091	74.000	4.572	PK
2			5650.000	65.029	60.358	-8.971	74.000	4.671	PK
3			5700.000	66.696	61.818	-38.504	105.200	4.878	PK
4			5717.893	78.636	73.653	-31.575	110.211	4.983	PK
5			5720.000	74.124	69.127	-36.676	110.800	4.997	PK
6			5725.000	84.358	79.329	-37.842	122.200	5.029	PK
7			5742.147	124.167	119.029	N/A	N/A	5.138	PK

Note: Measure Level (dB μ V/m) = Reading Level (dB μ V) + Factor (dB)

Factor (dB) = Cable Loss (dB) + Antenna Factor (dB/m) - Pre_Amplifier Gain (dB)

Site: AC1	Time: 2017/02/20 - 11:23
Limit: FCC_Part15.407_RE(3m)	Engineer: Kevin Ker
Probe: BBHA9120D_1GHz_18GHz	Polarity: Horizontal
EUT: US Wi-Fi AP 2x2 OD ext. antenna	Power: AC 120V/60Hz
Test Mode: Transmit by 802.11a at Channel 5825MHz Ant 1 + 2	

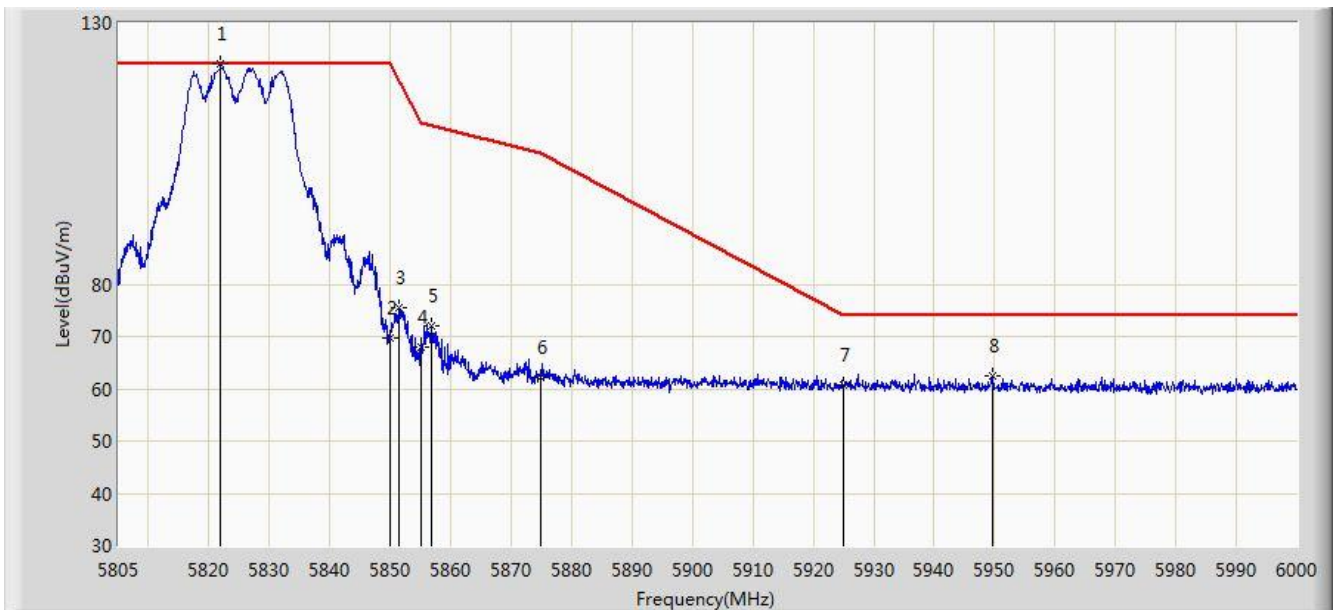


No	Flag	Mark	Frequency (MHz)	Measure Level (dBuV/m)	Reading Level (dBuV)	Margin (dB)	Limit (dBuV/m)	Factor (dB)	Type
1			5818.357	104.106	98.557	N/A	N/A	5.549	PK
2			5850.000	59.998	54.272	-62.202	122.200	5.726	PK
3			5855.000	60.085	54.339	-50.715	110.800	5.746	PK
4			5875.000	58.818	52.998	-46.382	105.200	5.820	PK
5			5925.000	60.211	54.245	-13.789	74.000	5.967	PK
6			5936.723	61.443	55.447	-12.557	74.000	5.995	PK

Note: Measure Level (dBuV/m) = Reading Level (dBuV) + Factor (dB)

Factor (dB) = Cable Loss (dB) + Antenna Factor (dB/m) - Pre_Amplifier Gain (dB)

Site: AC1	Time: 2017/02/20 - 11:19
Limit: FCC_Part15.407_RE(3m)	Engineer: Kevin Ker
Probe: BBHA9120D_1GHz_18GHz	Polarity: Vertical
EUT: US Wi-Fi AP 2x2 OD ext. antenna	Power: AC 120V/60Hz
Test Mode: Transmit by 802.11a at Channel 5825MHz Ant 1 + 2	

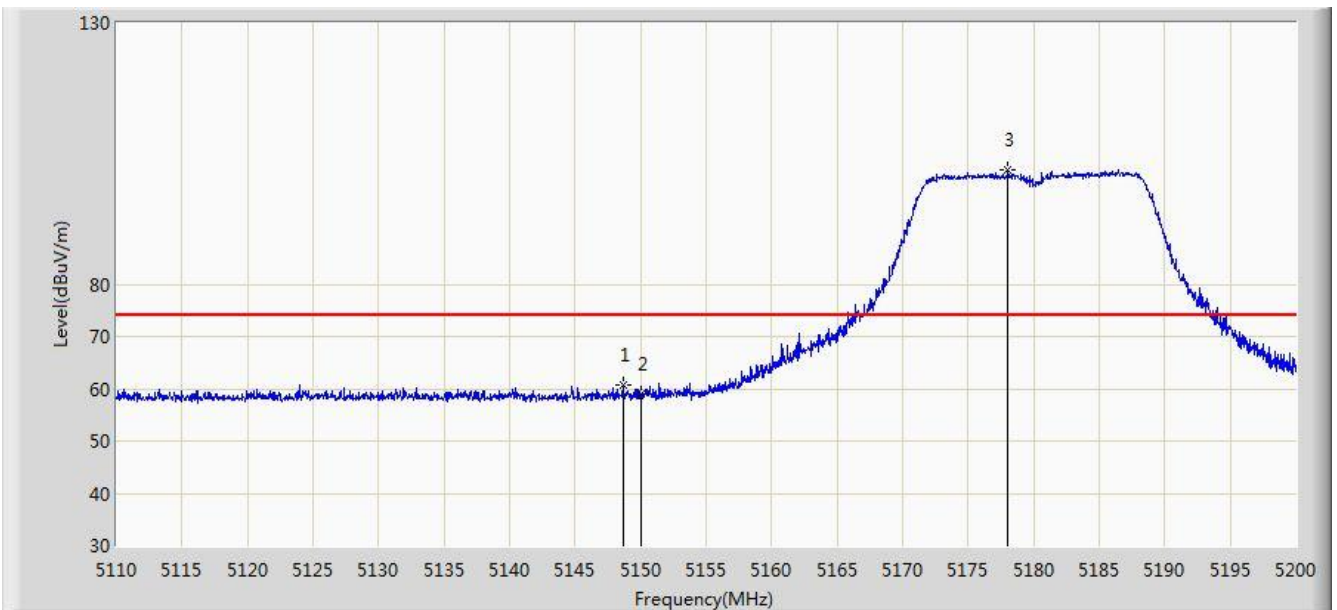


No	Flag	Mark	Frequency (MHz)	Measure Level (dBuV/m)	Reading Level (dBuV)	Margin (dB)	Limit (dBuV/m)	Factor (dB)	Type
1			5821.868	122.037	116.467	N/A	N/A	5.570	PK
2			5850.000	69.802	64.076	-52.398	122.200	5.726	PK
3			5851.507	75.378	69.646	-43.385	118.763	5.731	PK
4			5855.000	68.062	62.316	-42.738	110.800	5.746	PK
5			5856.870	72.170	66.416	-38.106	110.276	5.754	PK
6			5875.000	62.286	56.466	-42.914	105.200	5.820	PK
7			5925.000	60.605	54.639	-13.395	74.000	5.967	PK
8			5949.690	62.501	56.476	-11.499	74.000	6.025	PK

Note: Measure Level (dB μ V/m) = Reading Level (dB μ V) + Factor (dB)

Factor (dB) = Cable Loss (dB) + Antenna Factor (dB/m) - Pre_Amplifier Gain (dB)

Site: AC1	Time: 2017/02/20 - 11:46
Limit: FCC_Part15.209_RE(3m)	Engineer: Kevin Ker
Probe: BBHA9120D_1GHz_18GHz	Polarity: Horizontal
EUT: US Wi-Fi AP 2x2 OD ext. antenna	Power: AC 120V/60Hz
Test Mode: Transmit by 802.11n-HT20 at Channel 5180MHz Ant 1 + 2	

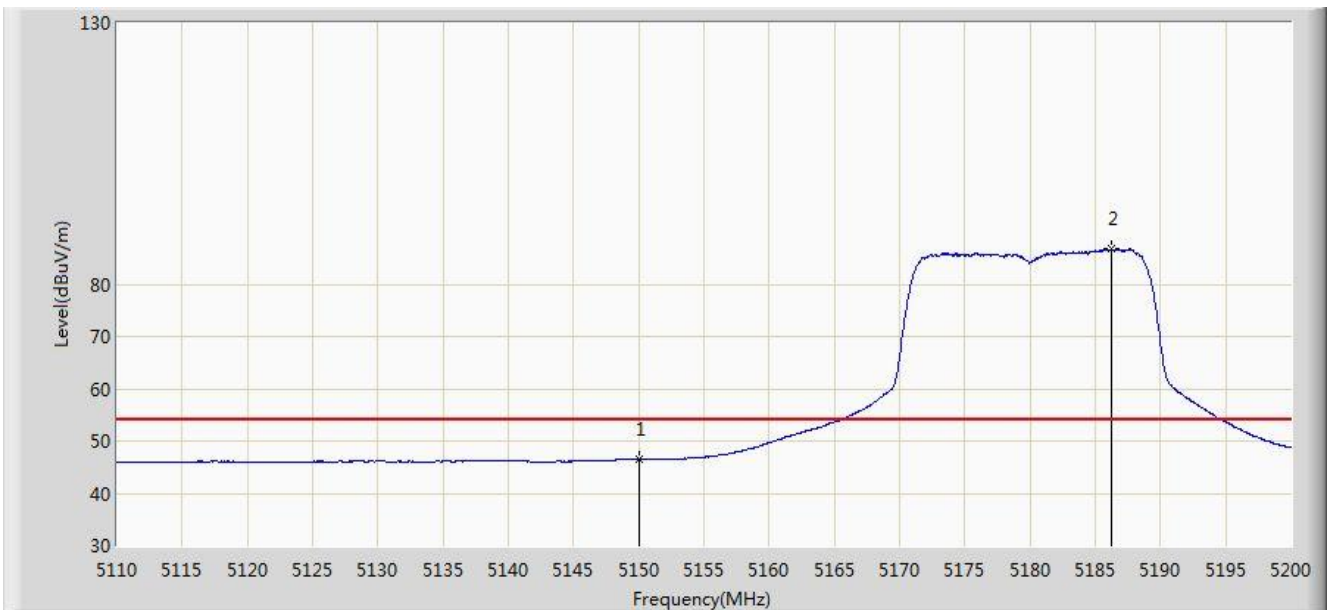


No	Flag	Mark	Frequency (MHz)	Measure Level (dBuV/m)	Reading Level (dBuV)	Margin (dB)	Limit (dBuV/m)	Factor (dB)	Type
1			5148.655	60.593	56.419	-13.407	74.000	4.174	PK
2			5150.000	58.914	54.745	-15.086	74.000	4.170	PK
3			5178.040	101.822	97.746	N/A	N/A	4.077	PK

Note: Measure Level (dB μ V/m) = Reading Level (dB μ V) + Factor (dB)

Factor (dB) = Cable Loss (dB) + Antenna Factor (dB/m) - Pre_Amplifier Gain (dB)

Site: AC1	Time: 2017/02/20 - 11:47
Limit: FCC_Part15.209_RE(3m)	Engineer: Kevin Ker
Probe: BBHA9120D_1GHz_18GHz	Polarity: Horizontal
EUT: US Wi-Fi AP 2x2 OD ext. antenna	Power: AC 120V/60Hz
Test Mode: Transmit by 802.11n-HT20 at Channel 5180MHz Ant 1 + 2	

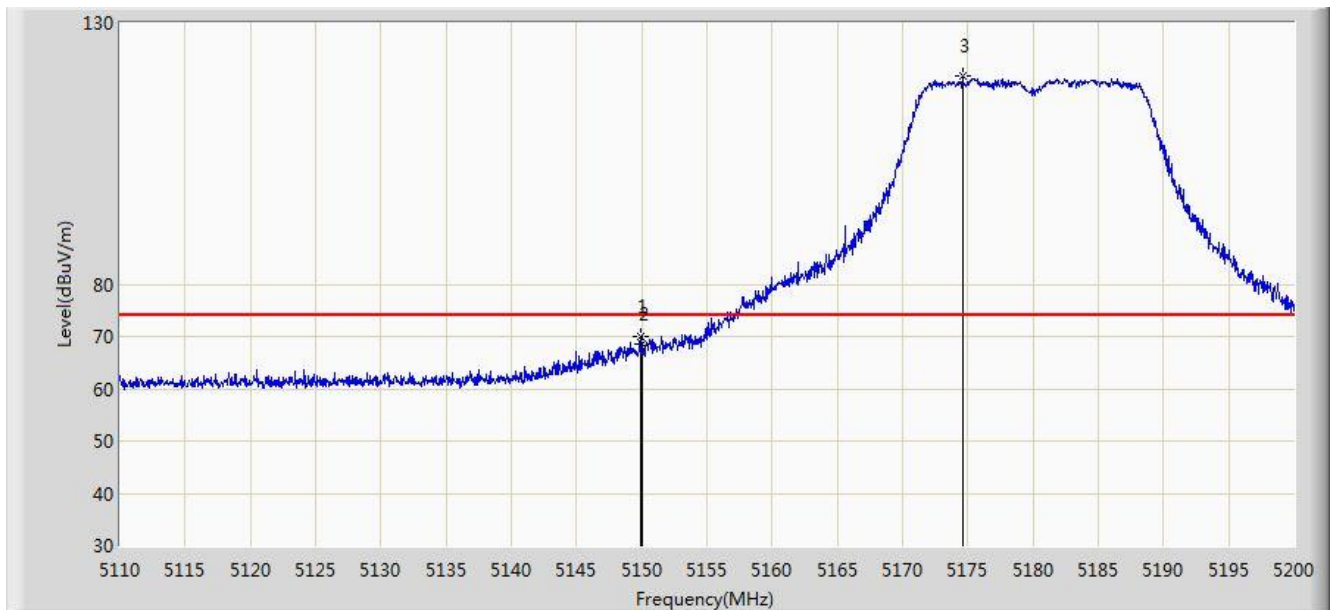


No	Flag	Mark	Frequency (MHz)	Measure Level (dBuV/m)	Reading Level (dBuV)	Margin (dB)	Limit (dBuV/m)	Factor (dB)	Type
1			5150.000	46.523	42.354	-7.477	54.000	4.170	AV
2			5186.185	86.682	82.635	N/A	N/A	4.047	AV

Note: Measure Level (dBuV/m) = Reading Level (dBuV) + Factor (dB)

Factor (dB) = Cable Loss (dB) + Antenna Factor (dB/m) - Pre_Amplifier Gain (dB)

Site: AC1	Time: 2017/02/20 - 11:45
Limit: FCC_Part15.209_RE(3m)	Engineer: Kevin Ker
Probe: BBHA9120D_1GHz_18GHz	Polarity: Vertical
EUT: US Wi-Fi AP 2x2 OD ext. antenna	Power: AC 120V/60Hz
Test Mode: Transmit by 802.11n-HT20 at Channel 5180MHz Ant 1 + 2	

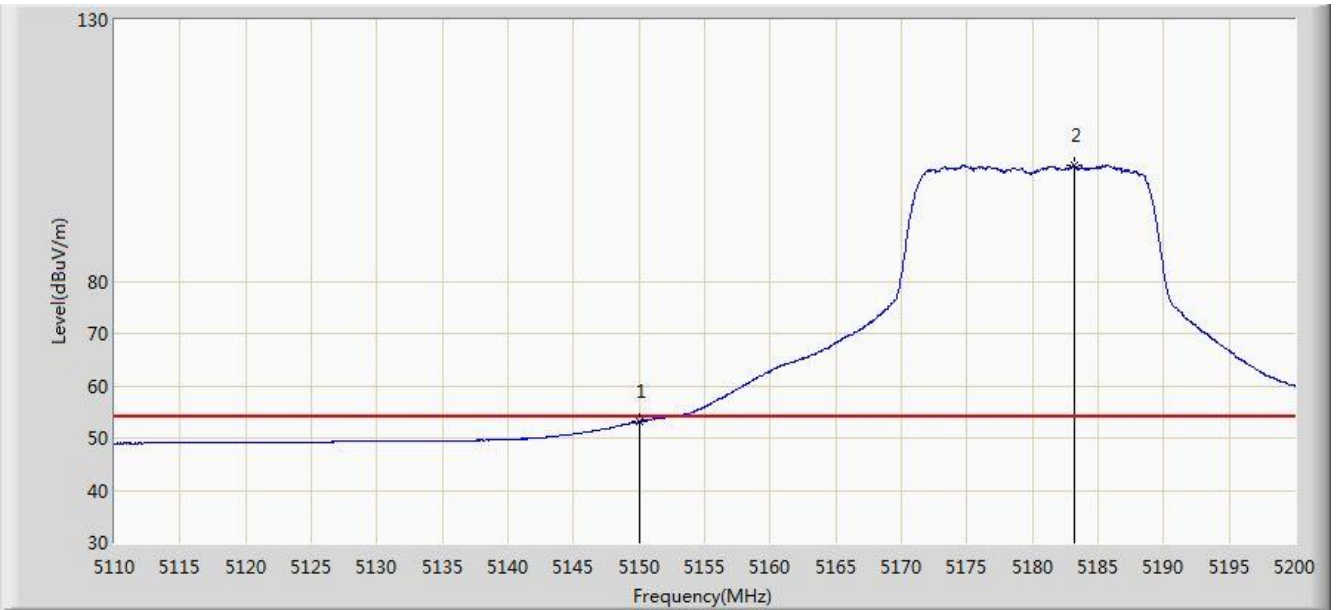


No	Flag	Mark	Frequency (MHz)	Measure Level (dBuV/m)	Reading Level (dBuV)	Margin (dB)	Limit (dBuV/m)	Factor (dB)	Type
1			5149.870	70.102	65.932	-3.898	74.000	4.170	PK
2			5150.000	68.609	64.440	-5.391	74.000	4.170	PK
3			5174.575	119.798	115.710	N/A	N/A	4.088	PK

Note: Measure Level (dB μ V/m) = Reading Level (dB μ V) + Factor (dB)

Factor (dB) = Cable Loss (dB) + Antenna Factor (dB/m) - Pre_Amplifier Gain (dB)

Site: AC1	Time: 2017/02/20 - 11:27
Limit: FCC_Part15.209_RE(3m)	Engineer: Kevin Ker
Probe: BBHA9120D_1GHz_18GHz	Polarity: Vertical
EUT: US Wi-Fi AP 2x2 OD ext. antenna	Power: AC 120V/60Hz
Test Mode: Transmit by 802.11n-HT20 at Channel 5180MHz Ant 1 + 2	

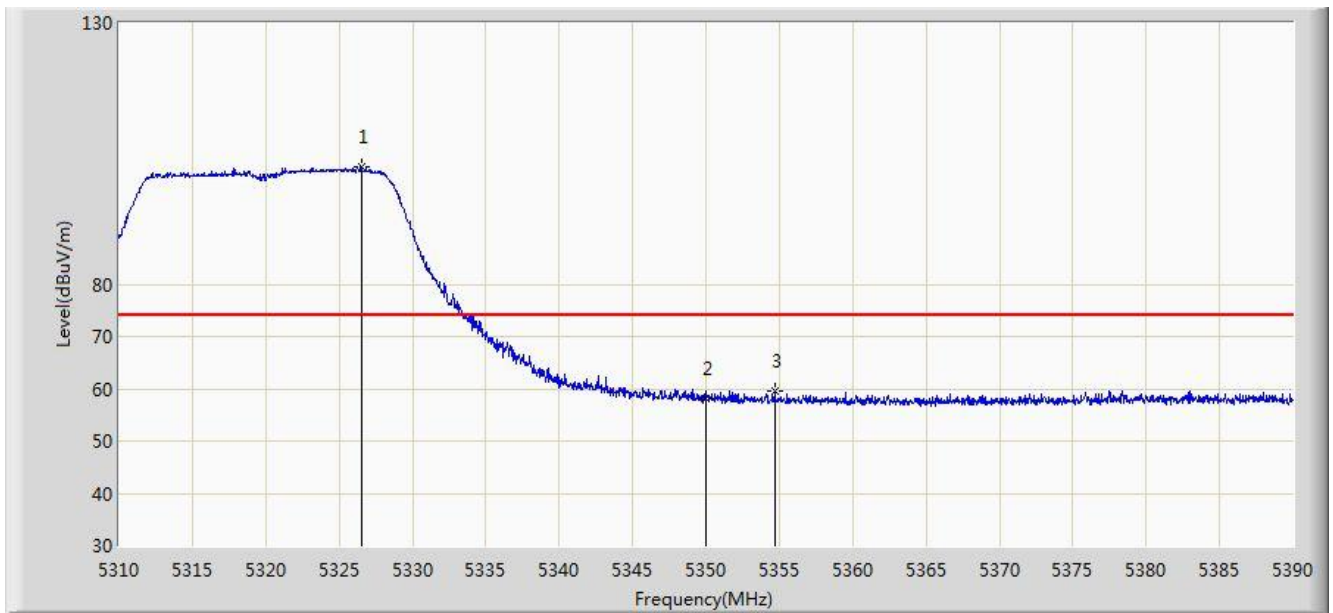


No	Flag	Mark	Frequency (MHz)	Measure Level (dBuV/m)	Reading Level (dBuV)	Margin (dB)	Limit (dBuV/m)	Factor (dB)	Type
1			5150.000	53.165	48.996	-0.835	54.000	4.170	AV
2			5183.215	102.221	98.164	N/A	N/A	4.057	AV

Note: Measure Level (dBuV/m) = Reading Level (dBuV) + Factor (dB)

Factor (dB) = Cable Loss (dB) + Antenna Factor (dB/m) - Pre_Amplifier Gain (dB)

Site: AC1	Time: 2017/02/20 - 11:54
Limit: FCC_Part15.209_RE(3m)	Engineer: Kevin Ker
Probe: BBHA9120D_1GHz_18GHz	Polarity: Horizontal
EUT: US Wi-Fi AP 2x2 OD ext. antenna	Power: AC 120V/60Hz
Test Mode: Transmit by 802.11n-HT20 at Channel 5320MHz Ant 1 + 2	

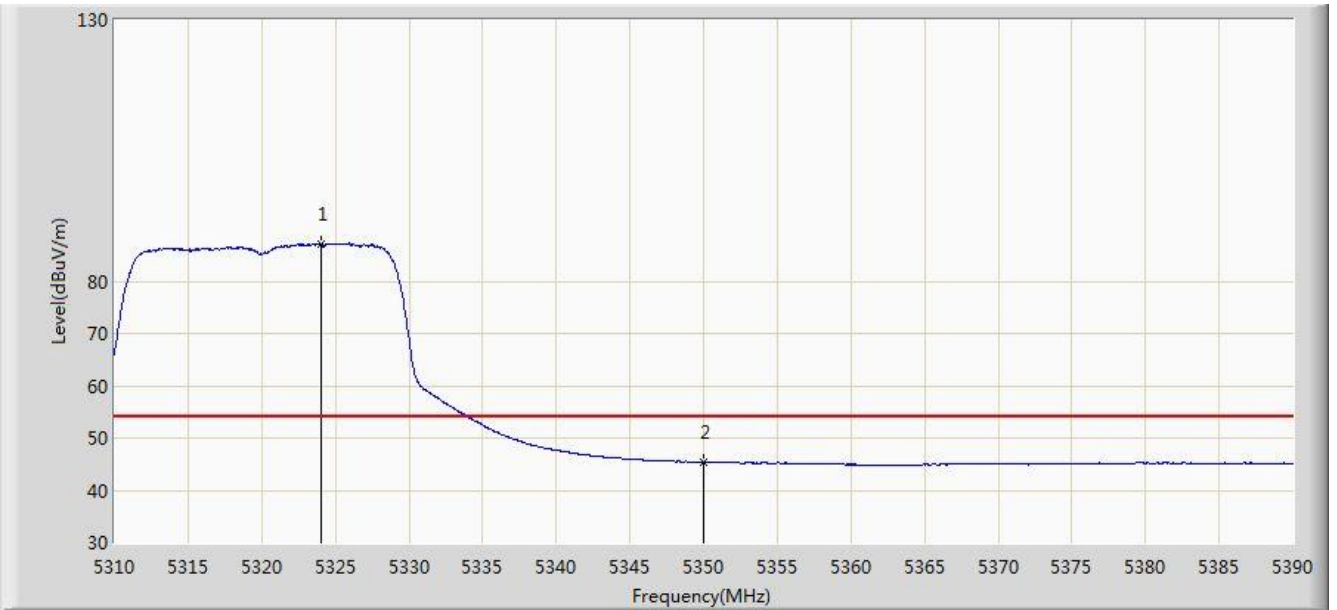


No	Flag	Mark	Frequency (MHz)	Measure Level (dBuV/m)	Reading Level (dBuV)	Margin (dB)	Limit (dBuV/m)	Factor (dB)	Type
1			5326.520	102.525	98.664	N/A	N/A	3.862	PK
2			5350.000	58.040	54.135	-15.960	74.000	3.904	PK
3			5354.720	59.536	55.623	-14.464	74.000	3.913	PK

Note: Measure Level (dB μ V/m) = Reading Level (dB μ V) + Factor (dB)

Factor (dB) = Cable Loss (dB) + Antenna Factor (dB/m) - Pre_Amplifier Gain (dB)

Site: AC1	Time: 2017/02/20 - 11:55
Limit: FCC_Part15.209_RE(3m)	Engineer: Kevin Ker
Probe: BBHA9120D_1GHz_18GHz	Polarity: Horizontal
EUT: US Wi-Fi AP 2x2 OD ext. antenna	Power: AC 120V/60Hz
Test Mode: Transmit by 802.11n-HT20 at Channel 5320MHz Ant 1 + 2	

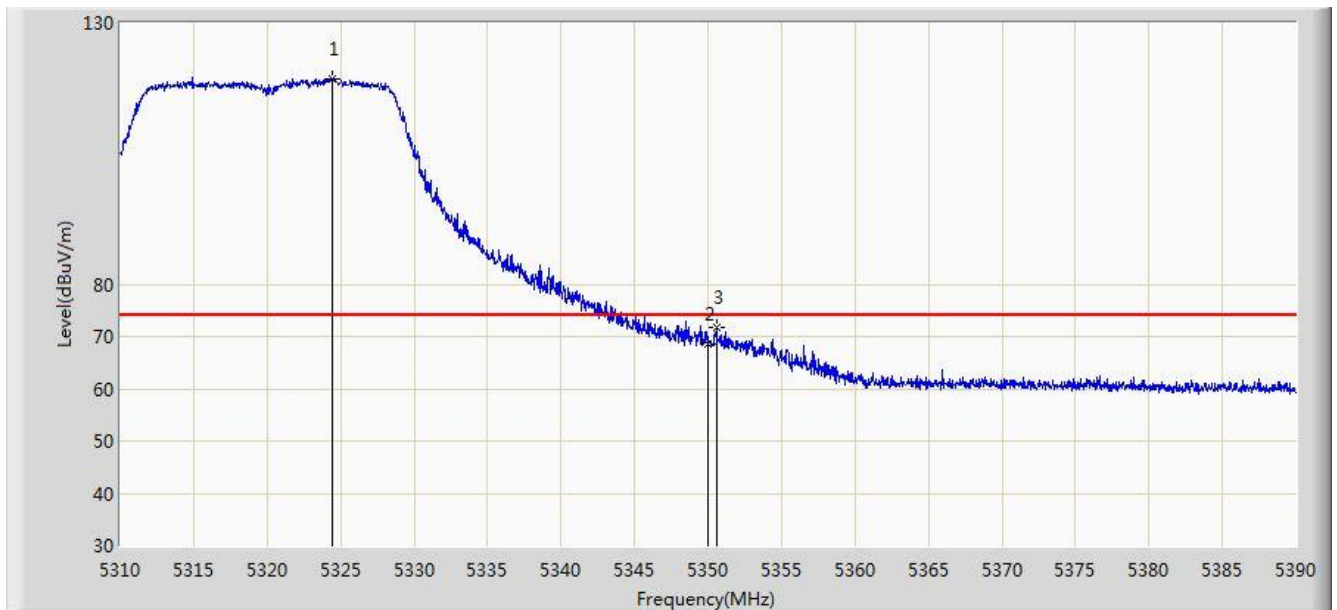


No	Flag	Mark	Frequency (MHz)	Measure Level (dBuV/m)	Reading Level (dBuV)	Margin (dB)	Limit (dBuV/m)	Factor (dB)	Type
1			5324.040	87.236	83.380	N/A	N/A	3.856	AV
2			5350.000	45.388	41.483	-8.612	54.000	3.904	AV

Note: Measure Level (dB μ V/m) = Reading Level (dB μ V) + Factor (dB)

Factor (dB) = Cable Loss (dB) + Antenna Factor (dB/m) - Pre_Amplifier Gain (dB)

Site: AC1	Time: 2017/02/20 - 11:54
Limit: FCC_Part15.209_RE(3m)	Engineer: Kevin Ker
Probe: BBHA9120D_1GHz_18GHz	Polarity: Vertical
EUT: US Wi-Fi AP 2x2 OD ext. antenna	Power: AC 120V/60Hz
Test Mode: Transmit by 802.11n-HT20 at Channel 5320MHz Ant 1 + 2	

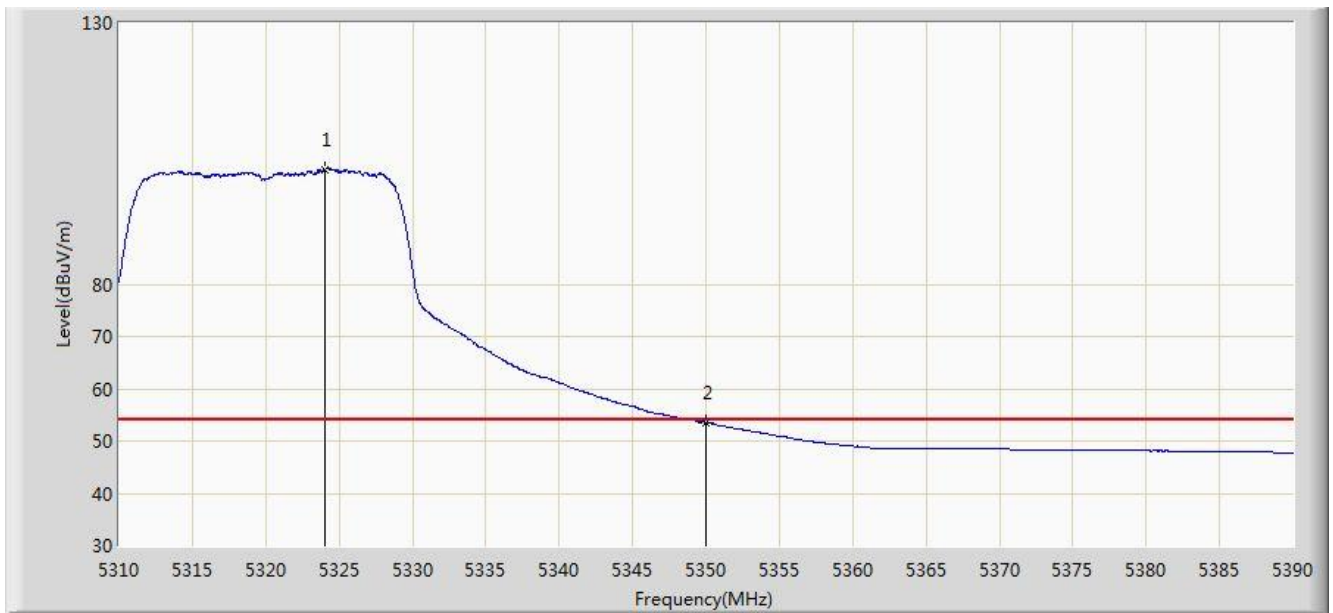


No	Flag	Mark	Frequency (MHz)	Measure Level (dBuV/m)	Reading Level (dBuV)	Margin (dB)	Limit (dBuV/m)	Factor (dB)	Type
1			5324.400	119.315	115.458	N/A	N/A	3.857	PK
2			5350.000	68.495	64.590	-5.505	74.000	3.904	PK
3			5350.560	71.605	67.699	-2.395	74.000	3.906	PK

Note: Measure Level (dB μ V/m) = Reading Level (dB μ V) + Factor (dB)

Factor (dB) = Cable Loss (dB) + Antenna Factor (dB/m) - Pre_Amplifier Gain (dB)

Site: AC1	Time: 2017/02/20 - 11:53
Limit: FCC_Part15.209_RE(3m)	Engineer: Kevin Ker
Probe: BBHA9120D_1GHz_18GHz	Polarity: Vertical
EUT: US Wi-Fi AP 2x2 OD ext. antenna	Power: AC 120V/60Hz
Test Mode: Transmit by 802.11n-HT20 at Channel 5320MHz Ant 1 + 2	

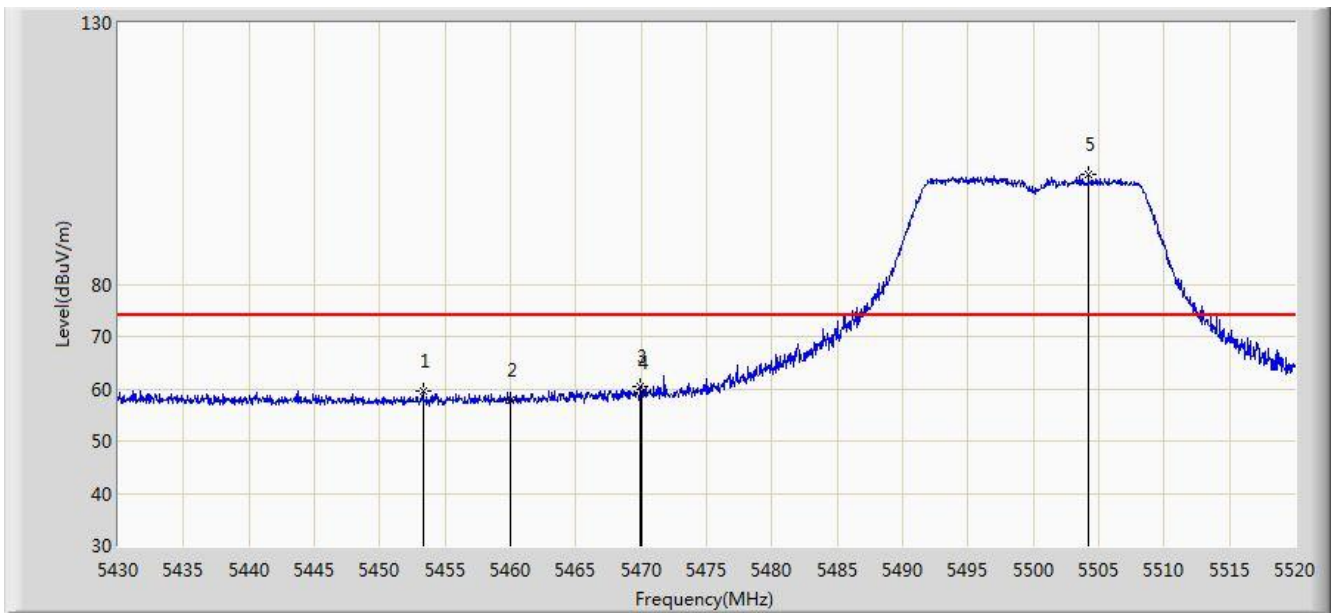


No	Flag	Mark	Frequency (MHz)	Measure Level (dBuV/m)	Reading Level (dBuV)	Margin (dB)	Limit (dBuV/m)	Factor (dB)	Type
1			5324.000	101.904	98.048	N/A	N/A	3.856	AV
2			5350.000	53.560	49.655	-0.440	54.000	3.904	AV

Note: Measure Level (dB μ V/m) = Reading Level (dB μ V) + Factor (dB)

Factor (dB) = Cable Loss (dB) + Antenna Factor (dB/m) - Pre_Amplifier Gain (dB)

Site: AC1	Time: 2017/02/20 - 12:00
Limit: FCC_Part15.209_RE(3m)	Engineer: Kevin Ker
Probe: BBHA9120D_1GHz_18GHz	Polarity: Horizontal
EUT: US Wi-Fi AP 2x2 OD ext. antenna	Power: AC 120V/60Hz
Test Mode: Transmit by 802.11n-HT20 at Channel 5500MHz Ant 1 + 2	

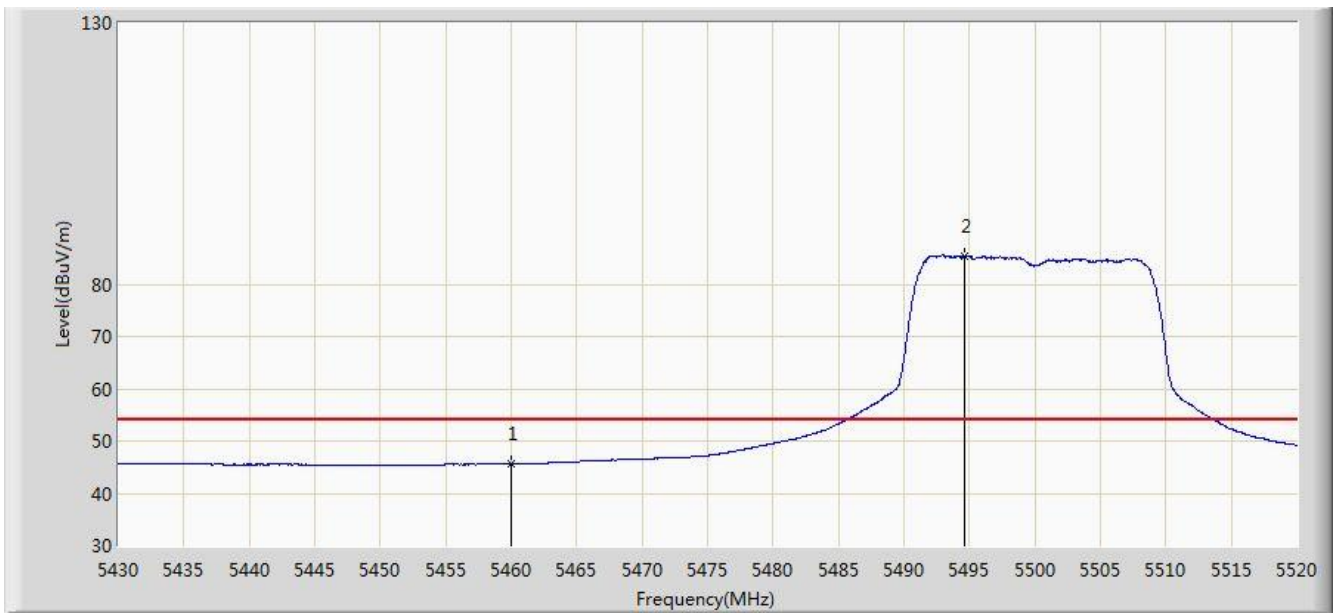


No	Flag	Mark	Frequency (MHz)	Measure Level (dBuV/m)	Reading Level (dBuV)	Margin (dB)	Limit (dBuV/m)	Factor (dB)	Type
1			5453.310	59.642	55.477	-14.358	74.000	4.165	PK
2			5460.000	57.955	53.775	-16.045	74.000	4.180	PK
3			5469.960	60.423	56.221	-13.577	74.000	4.202	PK
4			5470.000	59.384	55.182	-14.616	74.000	4.202	PK
5			5504.205	100.898	96.614	N/A	N/A	4.284	PK

Note: Measure Level (dB μ V/m) = Reading Level (dB μ V) + Factor (dB)

Factor (dB) = Cable Loss (dB) + Antenna Factor (dB/m) - Pre_Amplifier Gain (dB)

Site: AC1	Time: 2017/02/20 - 12:01
Limit: FCC_Part15.209_RE(3m)	Engineer: Kevin Ker
Probe: BBHA9120D_1GHz_18GHz	Polarity: Horizontal
EUT: US Wi-Fi AP 2x2 OD ext. antenna	Power: AC 120V/60Hz
Test Mode: Transmit by 802.11n-HT20 at Channel 5500MHz Ant 1 + 2	

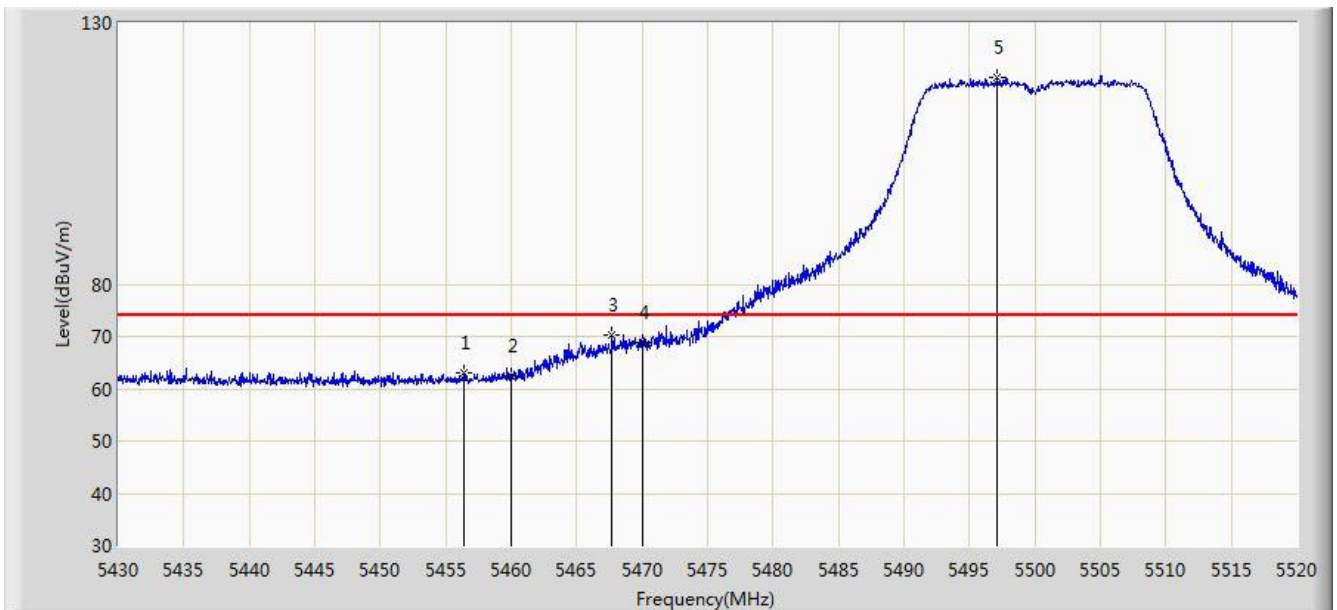


No	Flag	Mark	Frequency (MHz)	Measure Level (dBuV/m)	Reading Level (dBuV)	Margin (dB)	Limit (dBuV/m)	Factor (dB)	Type
1			5460.000	45.595	41.415	-8.405	54.000	4.180	AV
2			5494.620	85.465	81.207	N/A	N/A	4.259	AV

Note: Measure Level (dBuV/m) = Reading Level (dBuV) + Factor (dB)

Factor (dB) = Cable Loss (dB) + Antenna Factor (dB/m) - Pre_Amplifier Gain (dB)

Site: AC1	Time: 2017/02/20 - 11:59
Limit: FCC_Part15.209_RE(3m)	Engineer: Kevin Ker
Probe: BBHA9120D_1GHz_18GHz	Polarity: Vertical
EUT: US Wi-Fi AP 2x2 OD ext. antenna	Power: AC 120V/60Hz
Test Mode: Transmit by 802.11n-HT20 at Channel 5500MHz Ant 1 + 2	

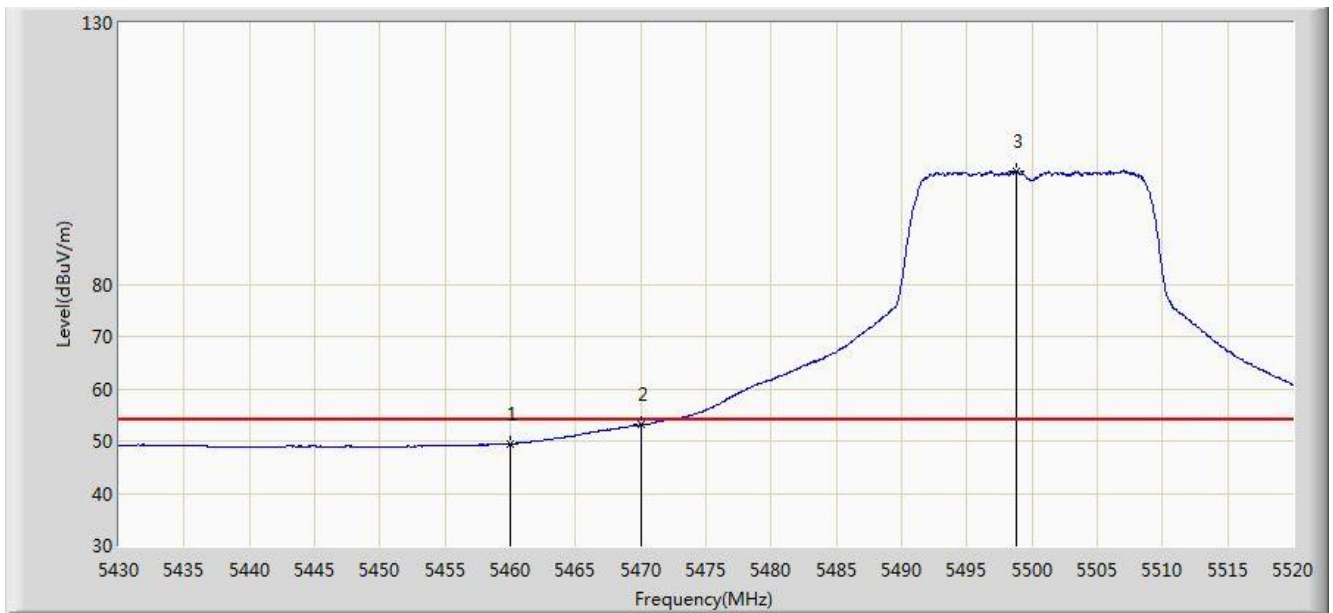


No	Flag	Mark	Frequency (MHz)	Measure Level (dBuV/m)	Reading Level (dBuV)	Margin (dB)	Limit (dBuV/m)	Factor (dB)	Type
1			5456.415	63.159	58.986	-10.841	74.000	4.172	PK
2			5460.000	62.325	58.145	-11.675	74.000	4.180	PK
3			5467.710	70.420	66.223	-3.580	74.000	4.197	PK
4			5470.000	68.834	64.632	-5.166	74.000	4.202	PK
5			5497.050	119.686	115.422	N/A	N/A	4.264	PK

Note: Measure Level (dB μ V/m) = Reading Level (dB μ V) + Factor (dB)

Factor (dB) = Cable Loss (dB) + Antenna Factor (dB/m) - Pre_Amplifier Gain (dB)

Site: AC1	Time: 2017/02/20 - 11:59
Limit: FCC_Part15.209_RE(3m)	Engineer: Kevin Ker
Probe: BBHA9120D_1GHz_18GHz	Polarity: Vertical
EUT: US Wi-Fi AP 2x2 OD ext. antenna	Power: AC 120V/60Hz
Test Mode: Transmit by 802.11n-HT20 at Channel 5500MHz Ant 1 + 2	

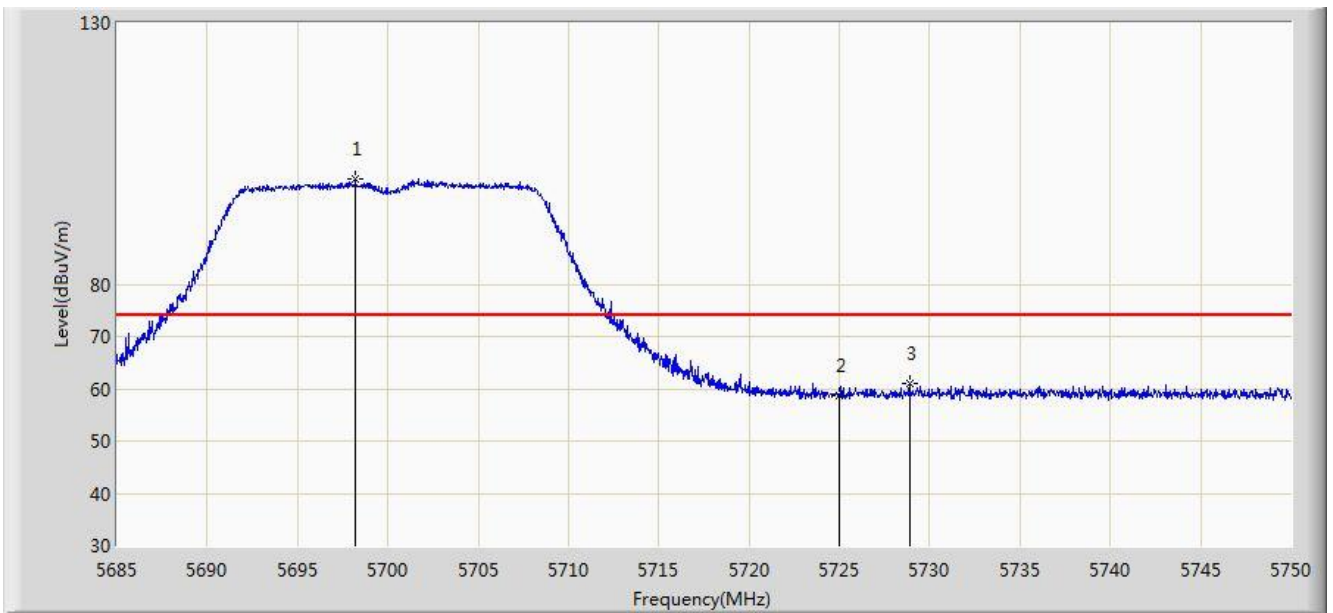


No	Flag	Mark	Frequency (MHz)	Measure Level (dBuV/m)	Reading Level (dBuV)	Margin (dB)	Limit (dBuV/m)	Factor (dB)	Type
1			5460.000	49.473	45.293	-4.527	54.000	4.180	AV
2			5470.000	53.080	48.878	-0.920	54.000	4.202	AV
3			5498.805	101.667	97.398	N/A	N/A	4.268	AV

Note: Measure Level (dB μ V/m) = Reading Level (dB μ V) + Factor (dB)

Factor (dB) = Cable Loss (dB) + Antenna Factor (dB/m) - Pre_Amplifier Gain (dB)

Site: AC1	Time: 2017/02/20 - 13:20
Limit: FCC_Part15.209_RE(3m)	Engineer: Kevin Ker
Probe: BBHA9120D_1GHz_18GHz	Polarity: Horizontal
EUT: US Wi-Fi AP 2x2 OD ext. antenna	Power: AC 120V/60Hz
Test Mode: Transmit by 802.11n-HT20 at Channel 5700MHz Ant 1 + 2	

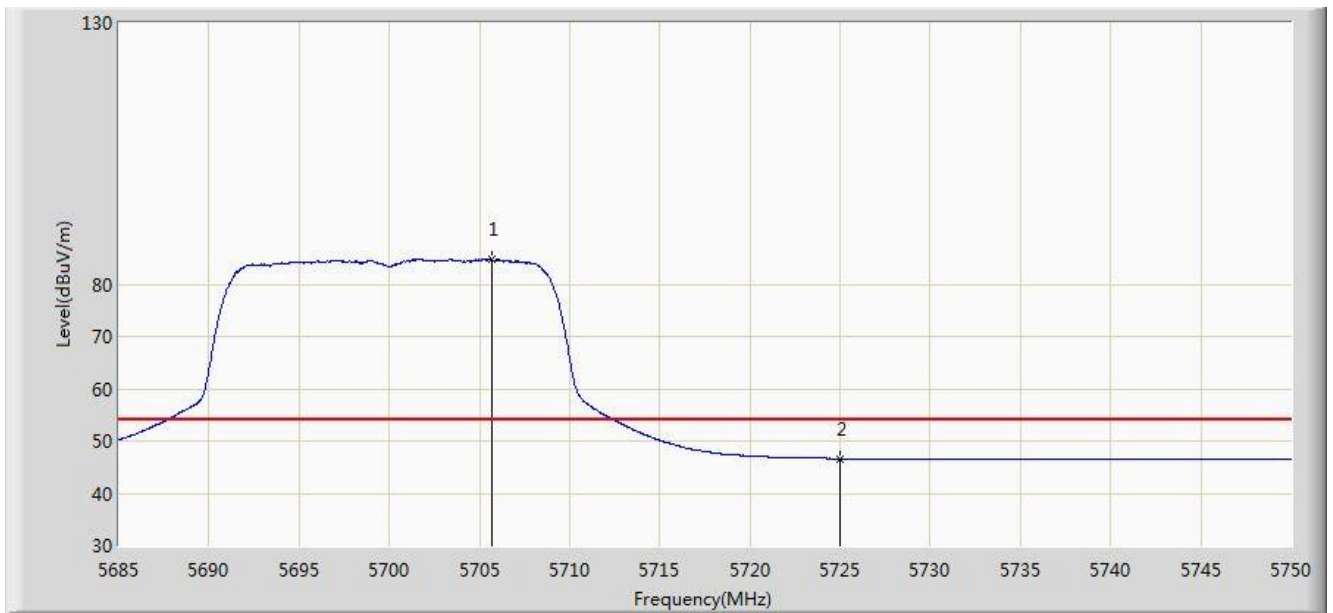


No	Flag	Mark	Frequency (MHz)	Measure Level (dBuV/m)	Reading Level (dBuV)	Margin (dB)	Limit (dBuV/m)	Factor (dB)	Type
1			5698.195	100.050	95.181	N/A	N/A	4.868	PK
2			5725.000	58.638	53.609	-15.362	74.000	5.029	PK
3			5728.908	61.092	56.038	-12.908	74.000	5.054	PK

Note: Measure Level (dBμV/m) = Reading Level (dBμV) + Factor (dB)

Factor (dB) = Cable Loss (dB) + Antenna Factor (dB/m) - Pre_Amplifier Gain (dB)

Site: AC1	Time: 2017/02/20 - 13:21
Limit: FCC_Part15.209_RE(3m)	Engineer: Kevin Ker
Probe: BBHA9120D_1GHz_18GHz	Polarity: Horizontal
EUT: US Wi-Fi AP 2x2 OD ext. antenna	Power: AC 120V/60Hz
Test Mode: Transmit by 802.11n-HT20 at Channel 5700MHz Ant 1 + 2	

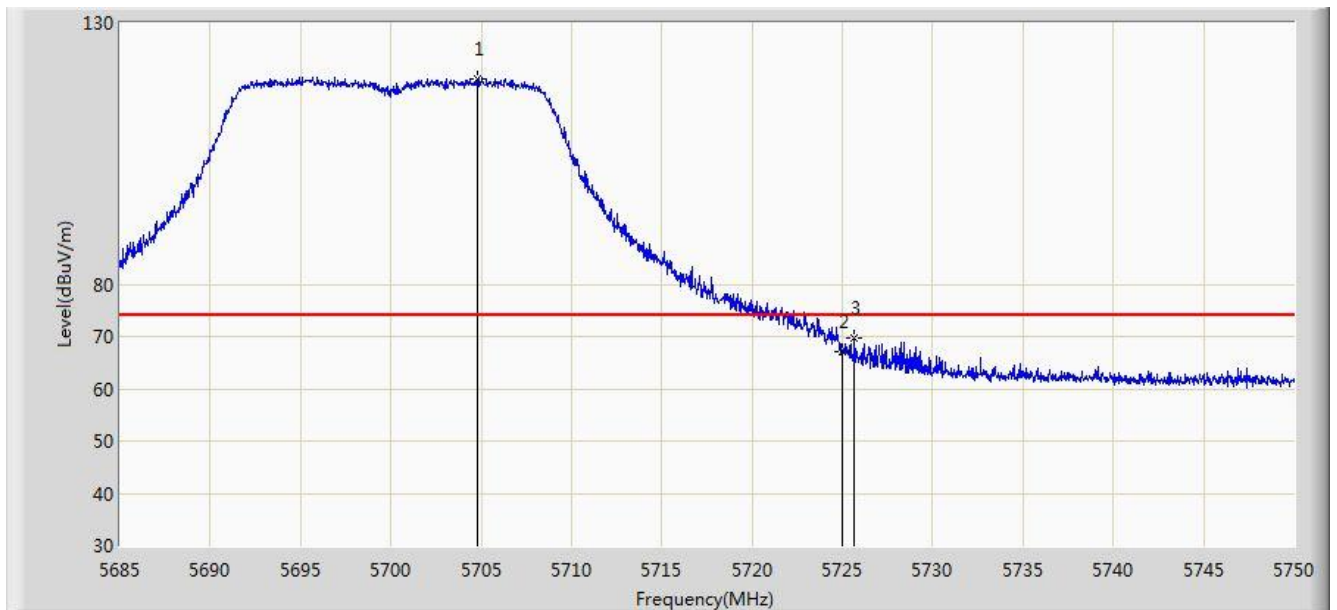


No	Flag	Mark	Frequency (MHz)	Measure Level (dBuV/m)	Reading Level (dBuV)	Margin (dB)	Limit (dBuV/m)	Factor (dB)	Type
1			5705.670	84.821	79.913	N/A	N/A	4.909	AV
2			5725.000	46.587	41.558	-7.413	54.000	5.029	AV

Note: Measure Level (dB μ V/m) = Reading Level (dB μ V) + Factor (dB)

Factor (dB) = Cable Loss (dB) + Antenna Factor (dB/m) - Pre_Amplifier Gain (dB)

Site: AC1	Time: 2017/02/20 - 13:20
Limit: FCC_Part15.209_RE(3m)	Engineer: Kevin Ker
Probe: BBHA9120D_1GHz_18GHz	Polarity: Vertical
EUT: US Wi-Fi AP 2x2 OD ext. antenna	Power: AC 120V/60Hz
Test Mode: Transmit by 802.11n-HT20 at Channel 5700MHz Ant 1 + 2	

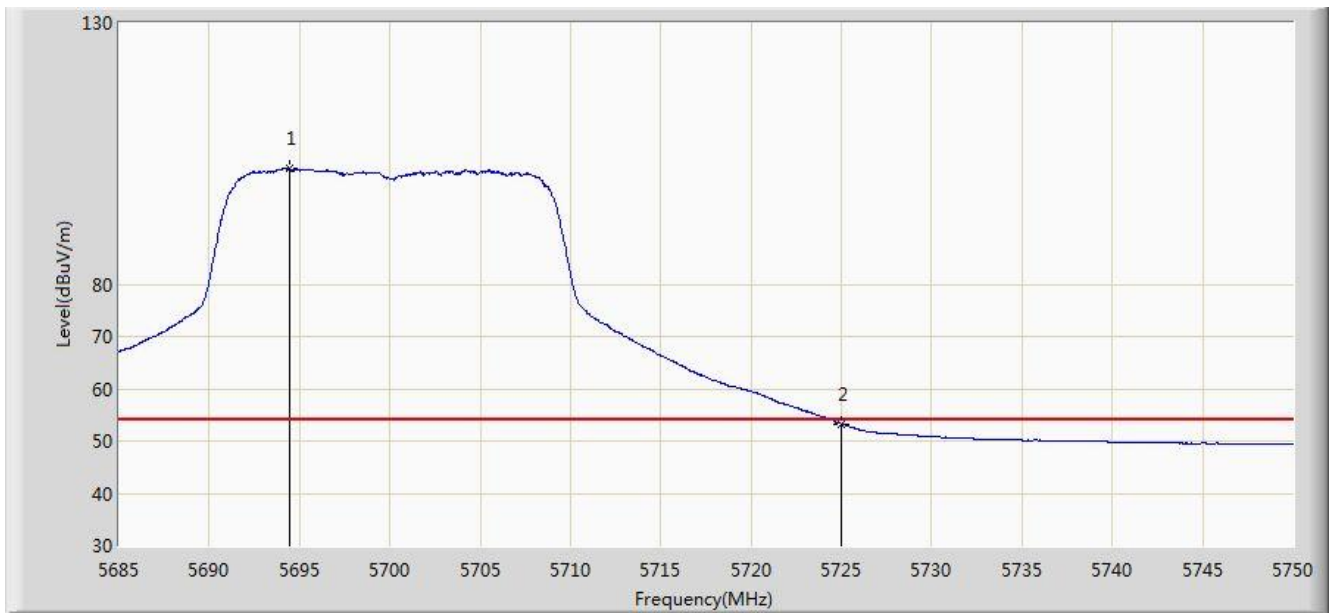


No	Flag	Mark	Frequency (MHz)	Measure Level (dBuV/m)	Reading Level (dBuV)	Margin (dB)	Limit (dBuV/m)	Factor (dB)	Type
1			5704.760	119.379	114.475	N/A	N/A	4.903	PK
2			5725.000	67.203	62.174	-6.797	74.000	5.029	PK
3			5725.658	69.618	64.585	-4.382	74.000	5.033	PK

Note: Measure Level (dB μ V/m) = Reading Level (dB μ V) + Factor (dB)

Factor (dB) = Cable Loss (dB) + Antenna Factor (dB/m) - Pre_Amplifier Gain (dB)

Site: AC1	Time: 2017/02/20 - 13:19
Limit: FCC_Part15.209_RE(3m)	Engineer: Kevin Ker
Probe: BBHA9120D_1GHz_18GHz	Polarity: Vertical
EUT: US Wi-Fi AP 2x2 OD ext. antenna	Power: AC 120V/60Hz
Test Mode: Transmit by 802.11n-HT20 at Channel 5700MHz Ant 1 + 2	

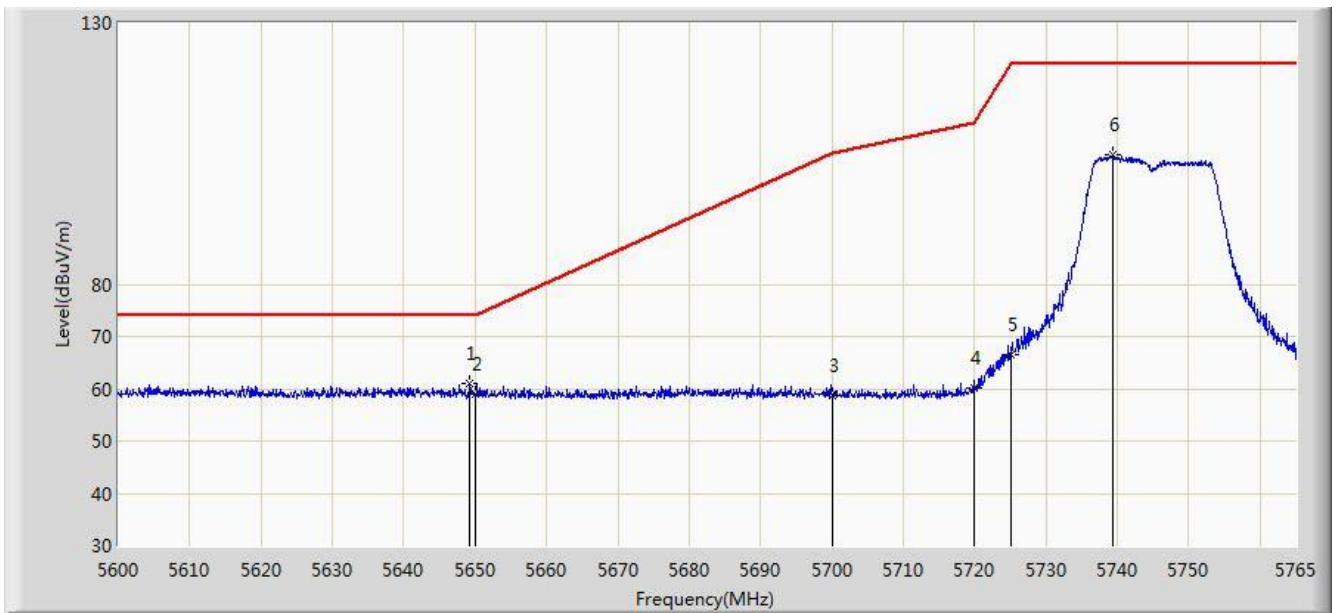


No	Flag	Mark	Frequency (MHz)	Measure Level (dBuV/m)	Reading Level (dBuV)	Margin (dB)	Limit (dBuV/m)	Factor (dB)	Type
1			5694.425	102.083	97.234	N/A	N/A	4.849	AV
2			5725.000	53.283	48.254	-0.717	54.000	5.029	AV

Note: Measure Level (dB μ V/m) = Reading Level (dB μ V) + Factor (dB)

Factor (dB) = Cable Loss (dB) + Antenna Factor (dB/m) - Pre_Amplifier Gain (dB)

Site: AC1	Time: 2017/02/20 - 13:24
Limit: FCC_Part15.407_RE(3m)	Engineer: Kevin Ker
Probe: BBHA9120D_1GHz_18GHz	Polarity: Horizontal
EUT: US Wi-Fi AP 2x2 OD ext. antenna	Power: AC 120V/60Hz
Test Mode: Transmit by 802.11n-HT20 at Channel 5745MHz Ant 1 + 2	

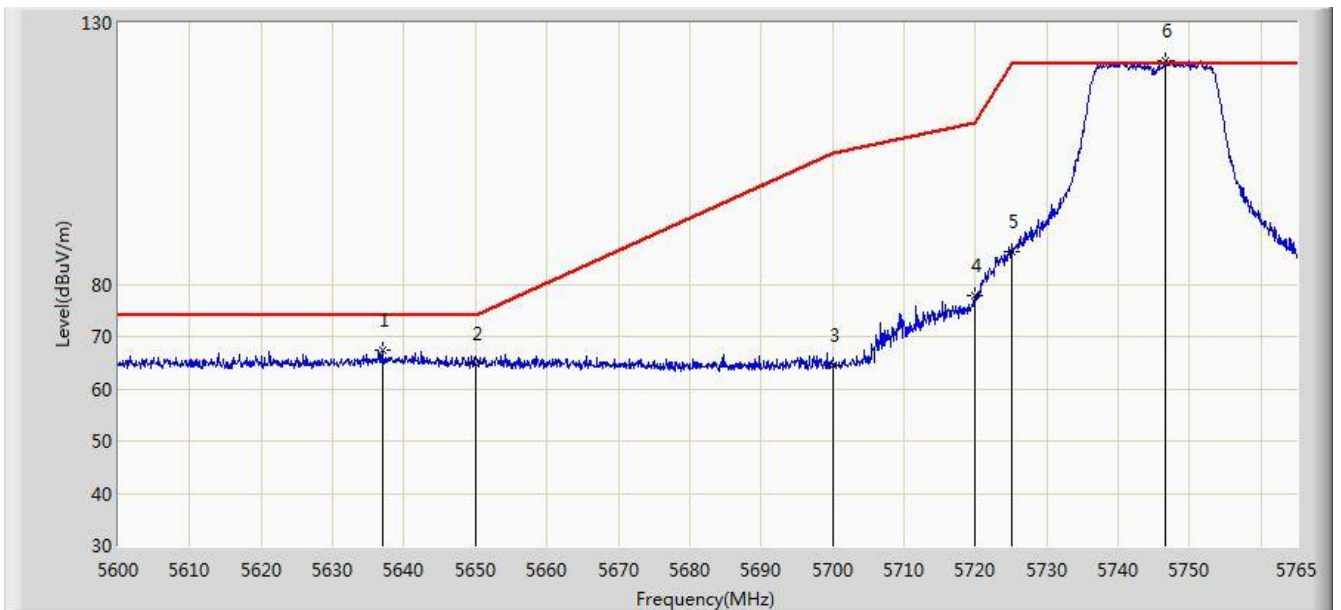


No	Flag	Mark	Frequency (MHz)	Measure Level (dBuV/m)	Reading Level (dBuV)	Margin (dB)	Limit (dBuV/m)	Factor (dB)	Type
1			5649.252	61.058	56.390	-12.942	74.000	4.669	PK
2			5650.000	58.924	54.253	-15.076	74.000	4.671	PK
3			5700.000	58.662	53.784	-46.538	105.200	4.878	PK
4			5720.000	60.077	55.080	-50.723	110.800	4.997	PK
5			5725.000	66.494	61.465	-55.706	122.200	5.029	PK
6			5739.425	104.735	99.614	N/A	N/A	5.122	PK

Note: Measure Level (dBuV/m) = Reading Level (dBuV) + Factor (dB)

Factor (dB) = Cable Loss (dB) + Antenna Factor (dB/m) - Pre_Amplifier Gain (dB)

Site: AC1	Time: 2017/02/20 - 13:23
Limit: FCC_Part15.407_RE(3m)	Engineer: Kevin Ker
Probe: BBHA9120D_1GHz_18GHz	Polarity: Vertical
EUT: US Wi-Fi AP 2x2 OD ext. antenna	Power: AC 120V/60Hz
Test Mode: Transmit by 802.11n-HT20 at Channel 5745MHz Ant 1 + 2	

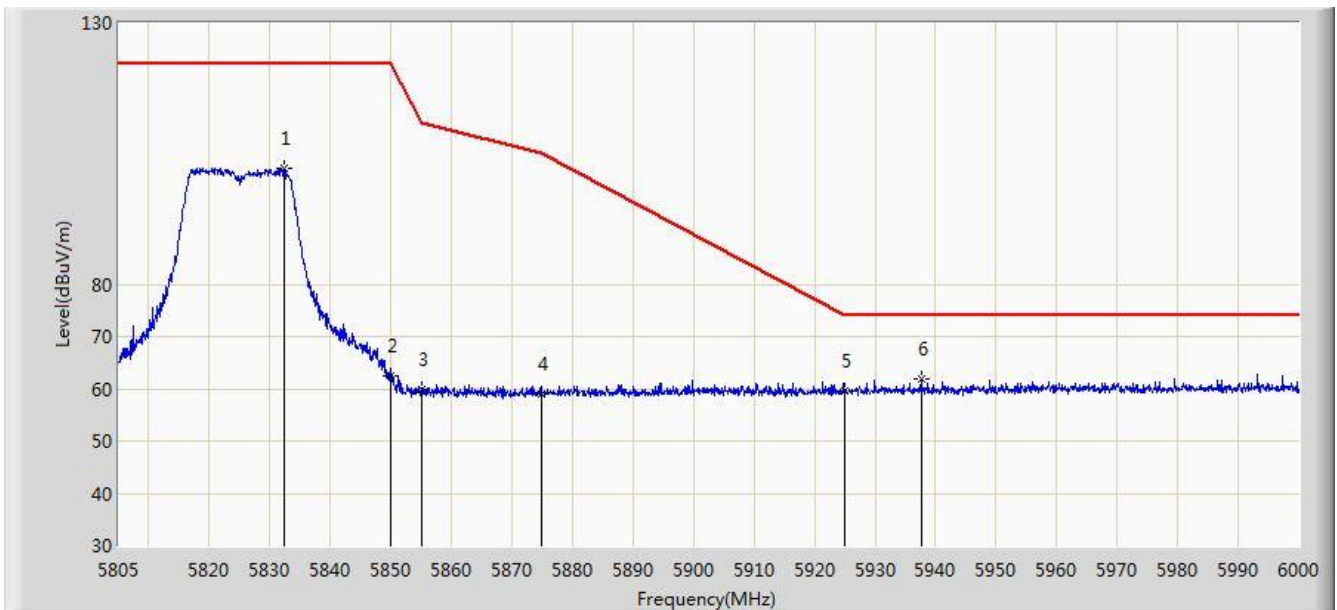


No	Flag	Mark	Frequency (MHz)	Measure Level (dBuV/m)	Reading Level (dBuV)	Margin (dB)	Limit (dBuV/m)	Factor (dB)	Type
1			5636.960	67.316	62.687	-6.684	74.000	4.628	PK
2			5650.000	64.805	60.134	-9.195	74.000	4.671	PK
3			5700.000	64.471	59.593	-40.729	105.200	4.878	PK
4			5720.000	77.778	72.781	-33.022	110.800	4.997	PK
5			5725.000	86.088	81.059	-36.112	122.200	5.029	PK
6			5746.520	122.851	117.687	N/A	N/A	5.163	PK

Note: Measure Level (dBuV/m) = Reading Level (dBuV) + Factor (dB)

Factor (dB) = Cable Loss (dB) + Antenna Factor (dB/m) - Pre_Amplifier Gain (dB)

Site: AC1	Time: 2017/02/20 - 13:27
Limit: FCC_Part15.407_RE(3m)	Engineer: Kevin Ker
Probe: BBHA9120D_1GHz_18GHz	Polarity: Horizontal
EUT: US Wi-Fi AP 2x2 OD ext. antenna	Power: AC 120V/60Hz
Test Mode: Transmit by 802.11n-HT20 at Channel 5825MHz Ant 1 + 2	

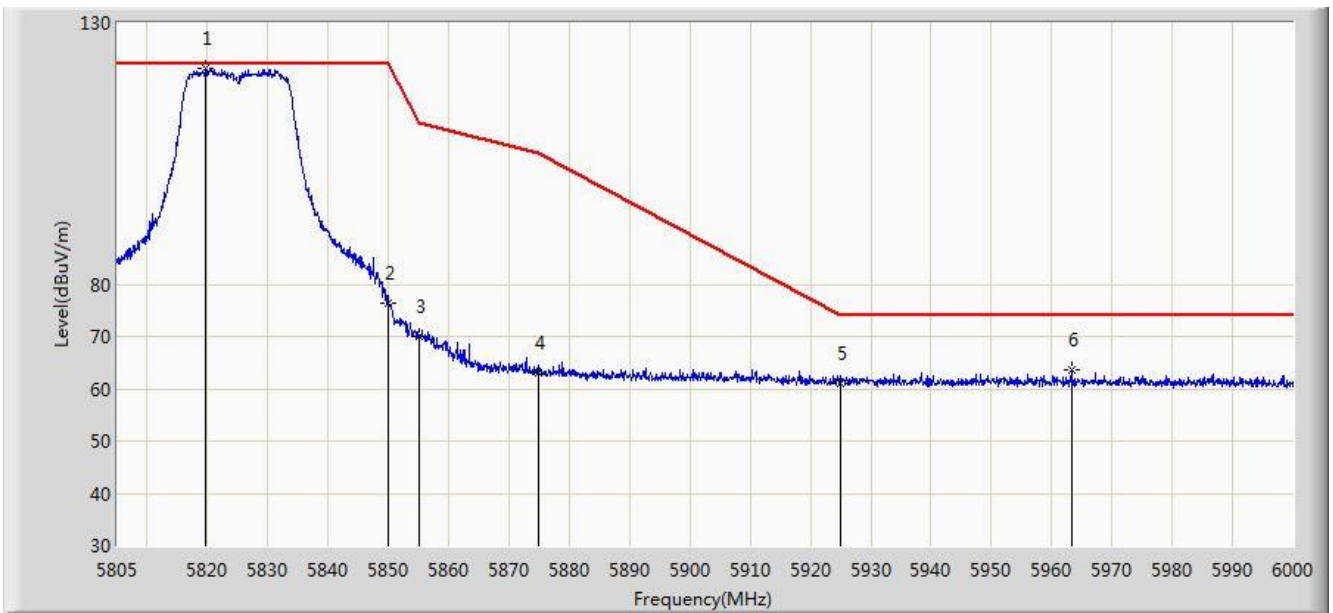


No	Flag	Mark	Frequency (MHz)	Measure Level (dBuV/m)	Reading Level (dBuV)	Margin (dB)	Limit (dBuV/m)	Factor (dB)	Type
1			5832.397	102.274	96.643	N/A	N/A	5.631	PK
2			5850.000	62.366	56.640	-59.834	122.200	5.726	PK
3			5855.000	59.942	54.196	-50.858	110.800	5.746	PK
4			5875.000	59.129	53.309	-46.071	105.200	5.820	PK
5			5925.000	59.699	53.733	-14.301	74.000	5.967	PK
6			5937.600	61.812	55.814	-12.188	74.000	5.998	PK

Note: Measure Level (dBuV/m) = Reading Level (dBuV) + Factor (dB)

Factor (dB) = Cable Loss (dB) + Antenna Factor (dB/m) - Pre_Amplifier Gain (dB)

Site: AC1	Time: 2017/02/20 - 13:25
Limit: FCC_Part15.407_RE(3m)	Engineer: Kevin Ker
Probe: BBHA9120D_1GHz_18GHz	Polarity: Vertical
EUT: US Wi-Fi AP 2x2 OD ext. antenna	Power: AC 120V/60Hz
Test Mode: Transmit by 802.11n-HT20 at Channel 5825MHz Ant 1 + 2	

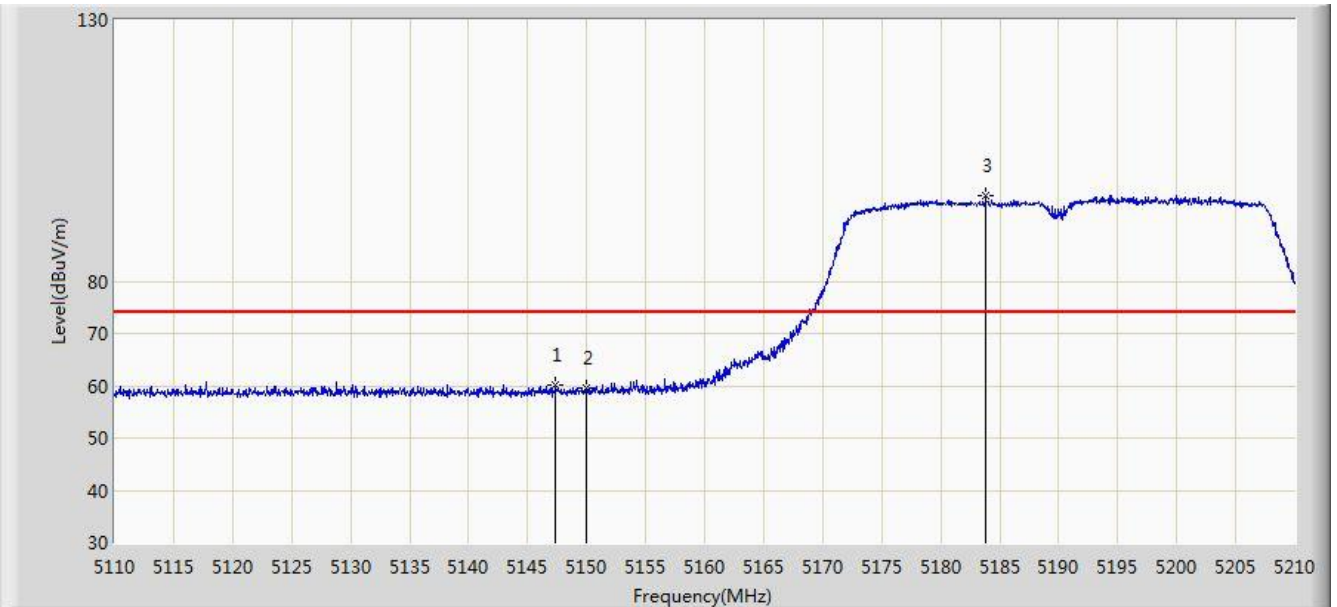


No	Flag	Mark	Frequency (MHz)	Measure Level (dBuV/m)	Reading Level (dBuV)	Margin (dB)	Limit (dBuV/m)	Factor (dB)	Type
1			5819.723	121.258	115.701	N/A	N/A	5.558	PK
2			5850.000	76.323	70.597	-45.877	122.200	5.726	PK
3			5855.000	70.129	64.383	-40.671	110.800	5.746	PK
4			5875.000	63.171	57.351	-42.029	105.200	5.820	PK
5			5925.000	61.073	55.107	-12.927	74.000	5.967	PK
6			5963.243	63.632	57.583	-10.368	74.000	6.049	PK

Note: Measure Level (dBuV/m) = Reading Level (dBuV) + Factor (dB)

Factor (dB) = Cable Loss (dB) + Antenna Factor (dB/m) - Pre_Amplifier Gain (dB)

Site: AC1	Time: 2017/02/20 - 13:33
Limit: FCC_Part15.209_RE(3m)	Engineer: Kevin Ker
Probe: BBHA9120D_1GHz_18GHz	Polarity: Horizontal
EUT: US Wi-Fi AP 2x2 OD ext. antenna	Power: AC 120V/60Hz
Test Mode: Transmit by 802.11n-HT40 at Channel 5190MHz Ant 1 + 2	

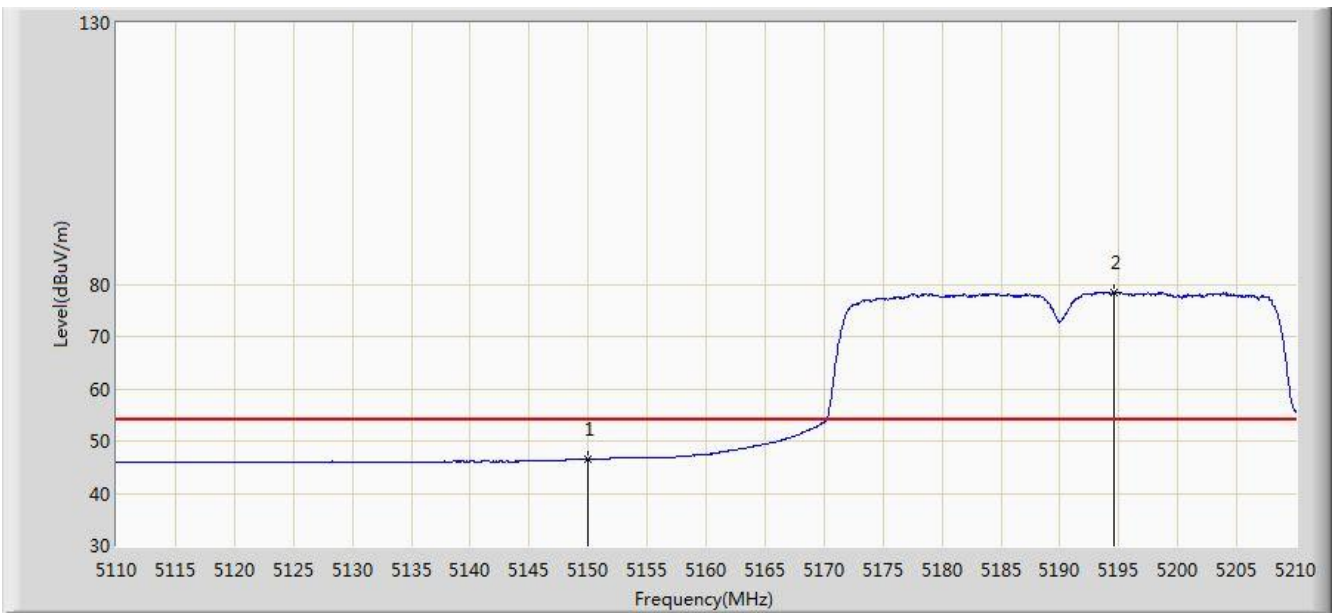


No	Flag	Mark	Frequency (MHz)	Measure Level (dBuV/m)	Reading Level (dBuV)	Margin (dB)	Limit (dBuV/m)	Factor (dB)	Type
1			5147.350	60.212	56.036	-13.788	74.000	4.175	PK
2			5150.000	59.598	55.429	-14.402	74.000	4.170	PK
3			5183.800	96.318	92.263	N/A	N/A	4.056	PK

Note: Measure Level (dB μ V/m) = Reading Level (dB μ V) + Factor (dB)

Factor (dB) = Cable Loss (dB) + Antenna Factor (dB/m) - Pre_Amplifier Gain (dB)

Site: AC1	Time: 2017/02/20 - 13:34
Limit: FCC_Part15.209_RE(3m)	Engineer: Kevin Ker
Probe: BBHA9120D_1GHz_18GHz	Polarity: Horizontal
EUT: US Wi-Fi AP 2x2 OD ext. antenna	Power: AC 120V/60Hz
Test Mode: Transmit by 802.11n-HT40 at Channel 5190MHz Ant 1 + 2	

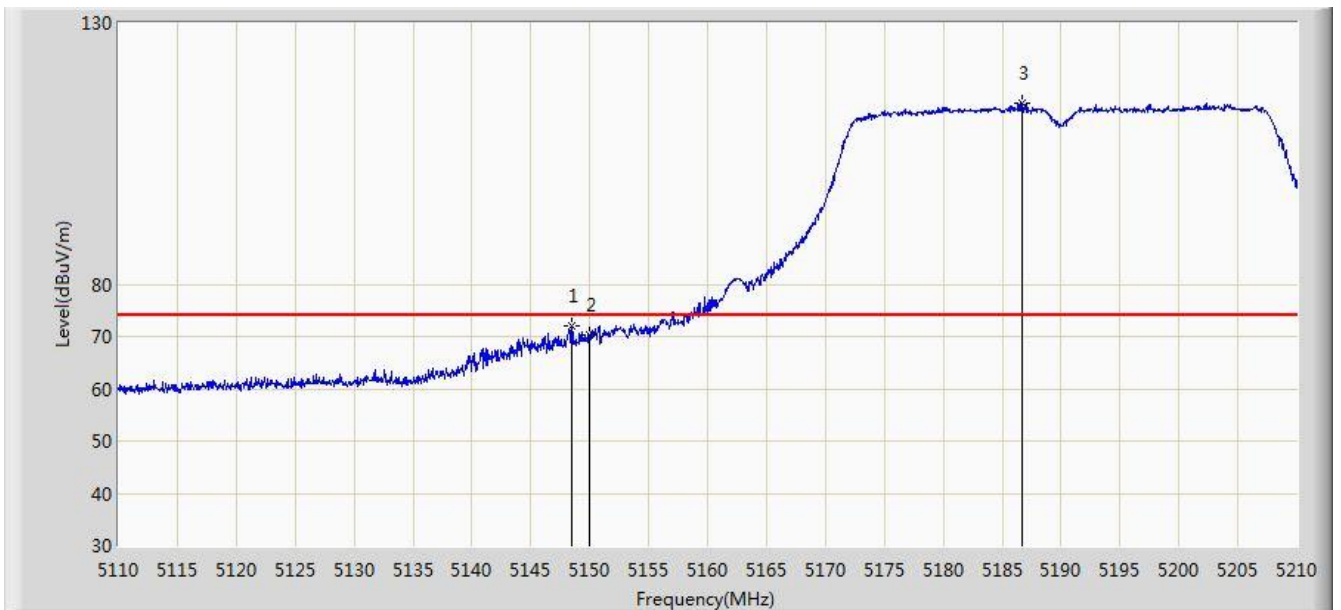


No	Flag	Mark	Frequency (MHz)	Measure Level (dBuV/m)	Reading Level (dBuV)	Margin (dB)	Limit (dBuV/m)	Factor (dB)	Type
1			5150.000	46.431	42.262	-7.569	54.000	4.170	AV
2			5194.550	78.454	74.437	N/A	N/A	4.017	AV

Note: Measure Level (dB μ V/m) = Reading Level (dB μ V) + Factor (dB)

Factor (dB) = Cable Loss (dB) + Antenna Factor (dB/m) - Pre_Amplifier Gain (dB)

Site: AC1	Time: 2017/02/20 - 13:32
Limit: FCC_Part15.209_RE(3m)	Engineer: Kevin Ker
Probe: BBHA9120D_1GHz_18GHz	Polarity: Vertical
EUT: US Wi-Fi AP 2x2 OD ext. antenna	Power: AC 120V/60Hz
Test Mode: Transmit by 802.11n-HT40 at Channel 5190MHz Ant 1 + 2	

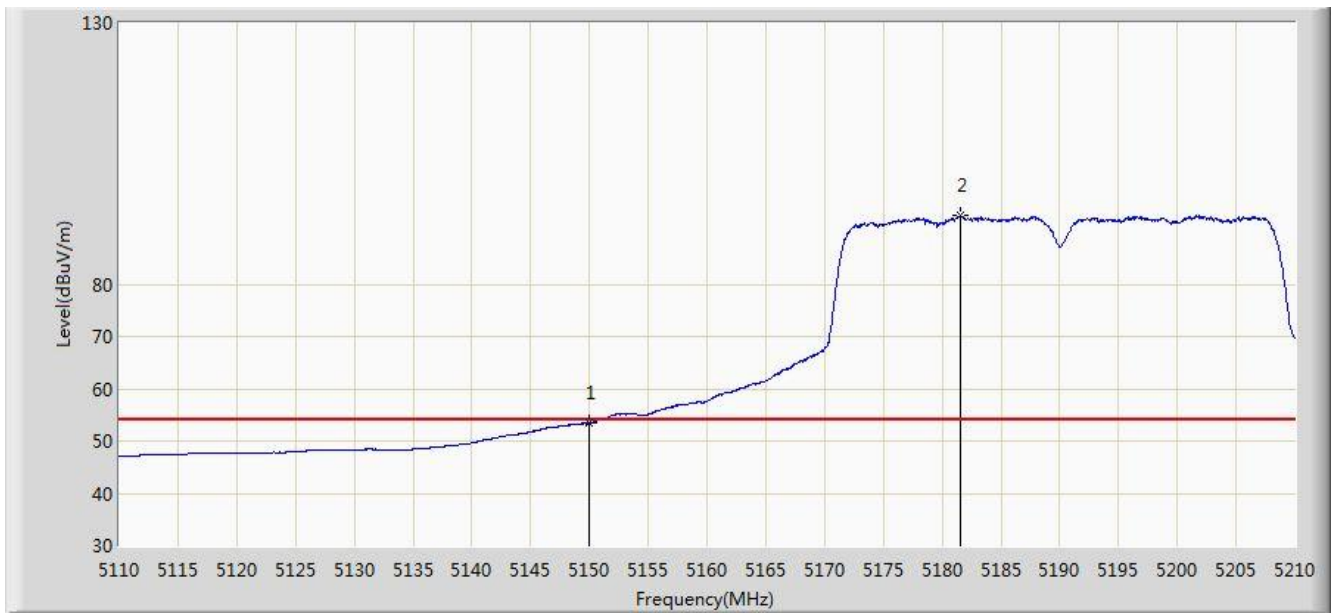


No	Flag	Mark	Frequency (MHz)	Measure Level (dBuV/m)	Reading Level (dBuV)	Margin (dB)	Limit (dBuV/m)	Factor (dB)	Type
1			5148.500	71.996	67.822	-2.004	74.000	4.173	PK
2			5150.000	70.433	66.264	-3.567	74.000	4.170	PK
3			5186.750	114.767	110.722	N/A	N/A	4.045	PK

Note: Measure Level (dB μ V/m) = Reading Level (dB μ V) + Factor (dB)

Factor (dB) = Cable Loss (dB) + Antenna Factor (dB/m) - Pre_Amplifier Gain (dB)

Site: AC1	Time: 2017/02/20 - 13:31
Limit: FCC_Part15.209_RE(3m)	Engineer: Kevin Ker
Probe: BBHA9120D_1GHz_18GHz	Polarity: Vertical
EUT: US Wi-Fi AP 2x2 OD ext. antenna	Power: AC 120V/60Hz
Test Mode: Transmit by 802.11n-HT40 at Channel 5190MHz Ant 1 + 2	

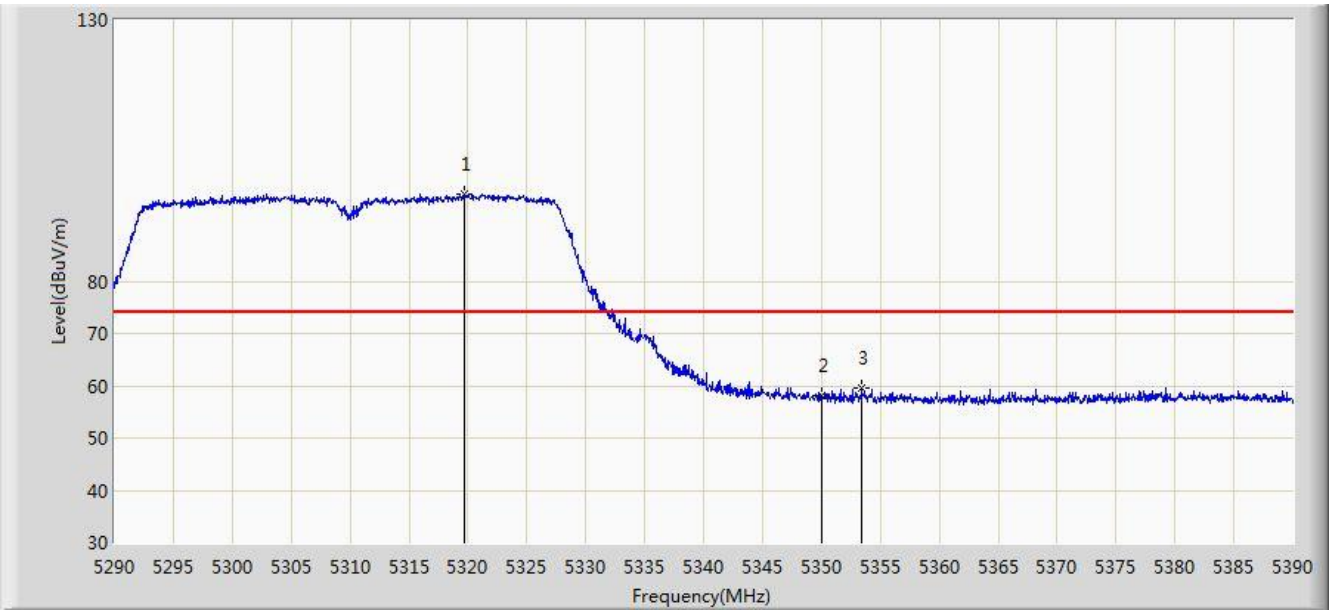


No	Flag	Mark	Frequency (MHz)	Measure Level (dBuV/m)	Reading Level (dBuV)	Margin (dB)	Limit (dBuV/m)	Factor (dB)	Type
1			5150.000	53.463	49.294	-0.537	54.000	4.170	AV
2			5181.550	93.098	89.035	N/A	N/A	4.064	AV

Note: Measure Level (dB μ V/m) = Reading Level (dB μ V) + Factor (dB)

Factor (dB) = Cable Loss (dB) + Antenna Factor (dB/m) - Pre_Amplifier Gain (dB)

Site: AC1	Time: 2017/02/20 - 13:53
Limit: FCC_Part15.209_RE(3m)	Engineer: Kevin Ker
Probe: BBHA9120D_1GHz_18GHz	Polarity: Horizontal
EUT: US Wi-Fi AP 2x2 OD ext. antenna	Power: AC 120V/60Hz
Test Mode: Transmit by 802.11n-HT40 at Channel 5310MHz Ant 1 + 2	

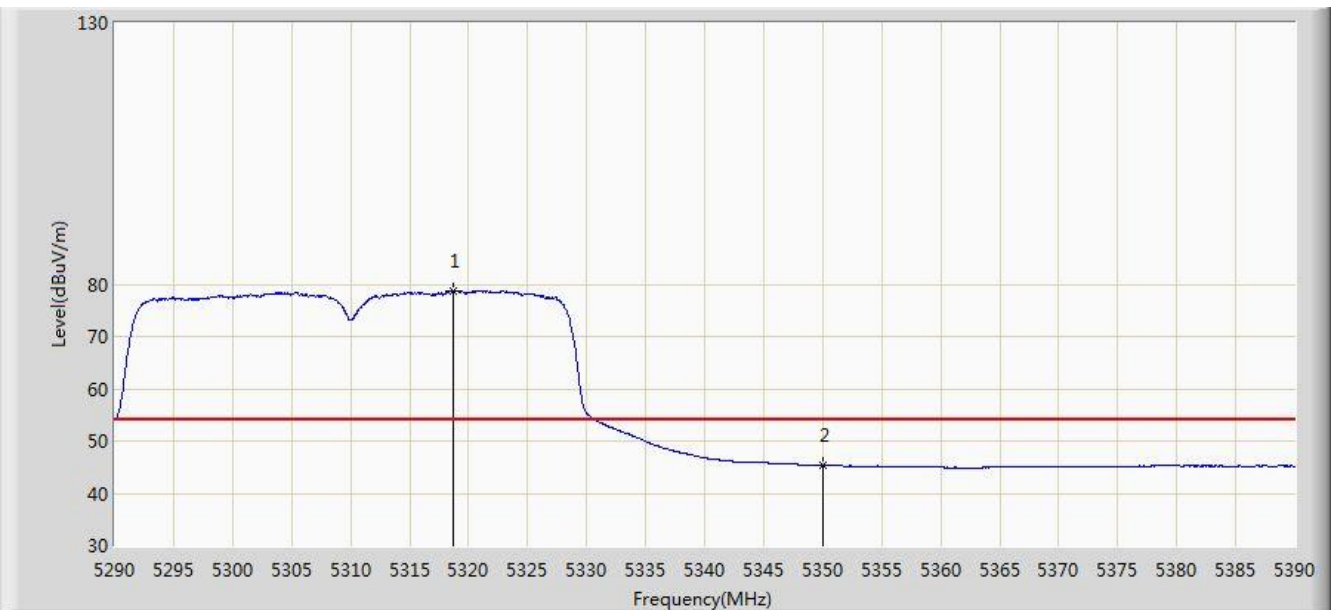


No	Flag	Mark	Frequency (MHz)	Measure Level (dBuV/m)	Reading Level (dBuV)	Margin (dB)	Limit (dBuV/m)	Factor (dB)	Type
1			5319.650	96.809	92.961	N/A	N/A	3.848	PK
2			5350.000	57.976	54.071	-16.024	74.000	3.904	PK
3			5353.400	59.479	55.568	-14.521	74.000	3.910	PK

Note: Measure Level (dB μ V/m) = Reading Level (dB μ V) + Factor (dB)

Factor (dB) = Cable Loss (dB) + Antenna Factor (dB/m) - Pre_Amplifier Gain (dB)

Site: AC1	Time: 2017/02/20 - 13:54
Limit: FCC_Part15.209_RE(3m)	Engineer: Kevin Ker
Probe: BBHA9120D_1GHz_18GHz	Polarity: Horizontal
EUT: US Wi-Fi AP 2x2 OD ext. antenna	Power: AC 120V/60Hz
Test Mode: Transmit by 802.11n-HT40 at Channel 5310MHz Ant 1 + 2	

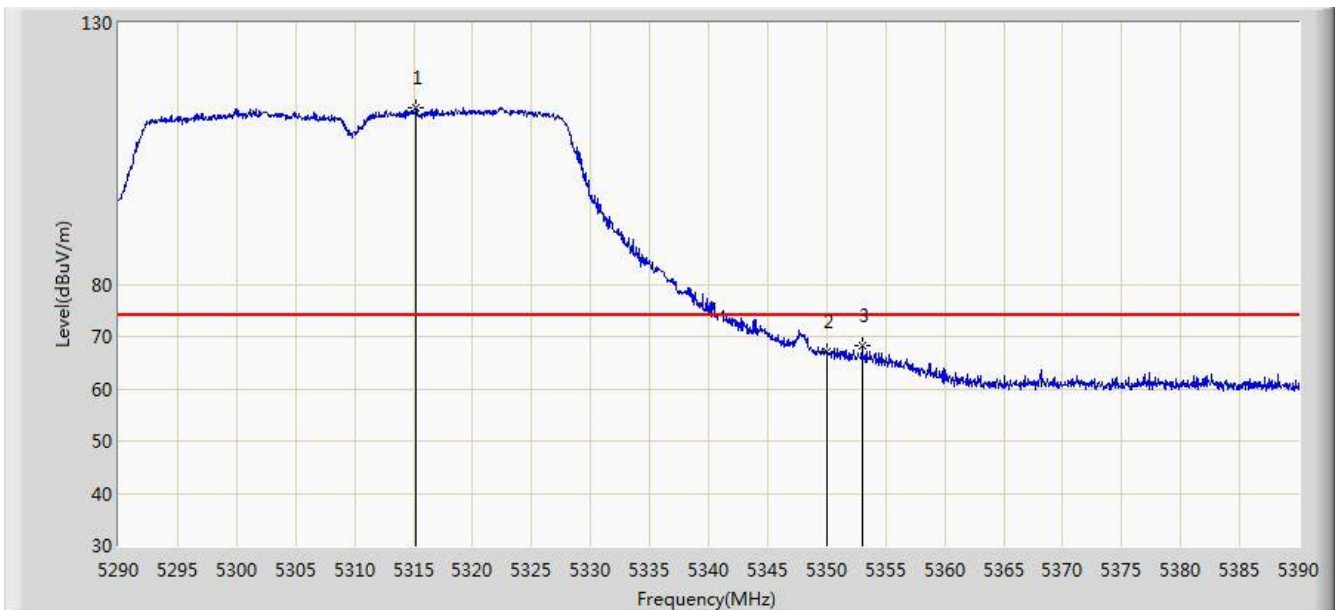


No	Flag	Mark	Frequency (MHz)	Measure Level (dBuV/m)	Reading Level (dBuV)	Margin (dB)	Limit (dBuV/m)	Factor (dB)	Type
1			5318.750	78.787	74.941	N/A	N/A	3.846	AV
2			5350.000	45.315	41.410	-8.685	54.000	3.904	AV

Note: Measure Level (dB μ V/m) = Reading Level (dB μ V) + Factor (dB)

Factor (dB) = Cable Loss (dB) + Antenna Factor (dB/m) - Pre_Amplifier Gain (dB)

Site: AC1	Time: 2017/02/20 - 13:52
Limit: FCC_Part15.209_RE(3m)	Engineer: Kevin Ker
Probe: BBHA9120D_1GHz_18GHz	Polarity: Vertical
EUT: US Wi-Fi AP 2x2 OD ext. antenna	Power: AC 120V/60Hz
Test Mode: Transmit by 802.11n-HT40 at Channel 5310MHz Ant 1 + 2	

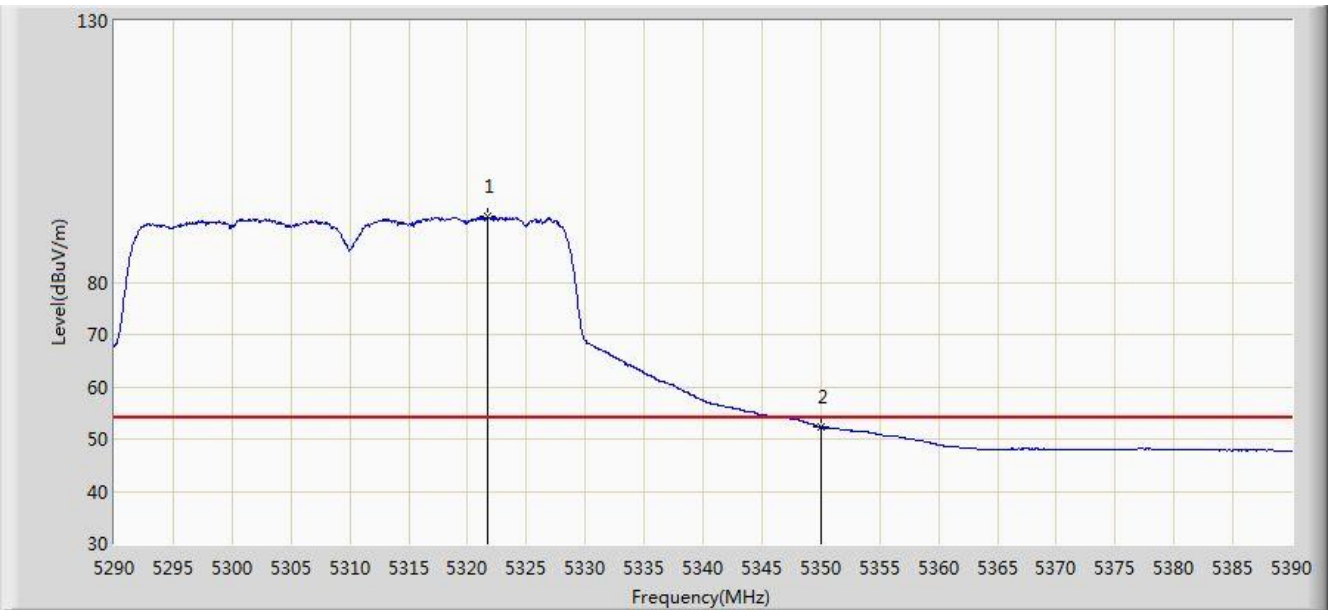


No	Flag	Mark	Frequency (MHz)	Measure Level (dBuV/m)	Reading Level (dBuV)	Margin (dB)	Limit (dBuV/m)	Factor (dB)	Type
1			5315.200	113.768	109.928	N/A	N/A	3.840	PK
2			5350.000	67.095	63.190	-6.905	74.000	3.904	PK
3			5353.000	68.309	64.399	-5.691	74.000	3.911	PK

Note: Measure Level (dB μ V/m) = Reading Level (dB μ V) + Factor (dB)

Factor (dB) = Cable Loss (dB) + Antenna Factor (dB/m) - Pre_Amplifier Gain (dB)

Site: AC1	Time: 2017/02/20 - 13:49
Limit: FCC_Part15.209_RE(3m)	Engineer: Kevin Ker
Probe: BBHA9120D_1GHz_18GHz	Polarity: Vertical
EUT: US Wi-Fi AP 2x2 OD ext. antenna	Power: AC 120V/60Hz
Test Mode: Transmit by 802.11n-HT40 at Channel 5310MHz Ant 1 + 2	

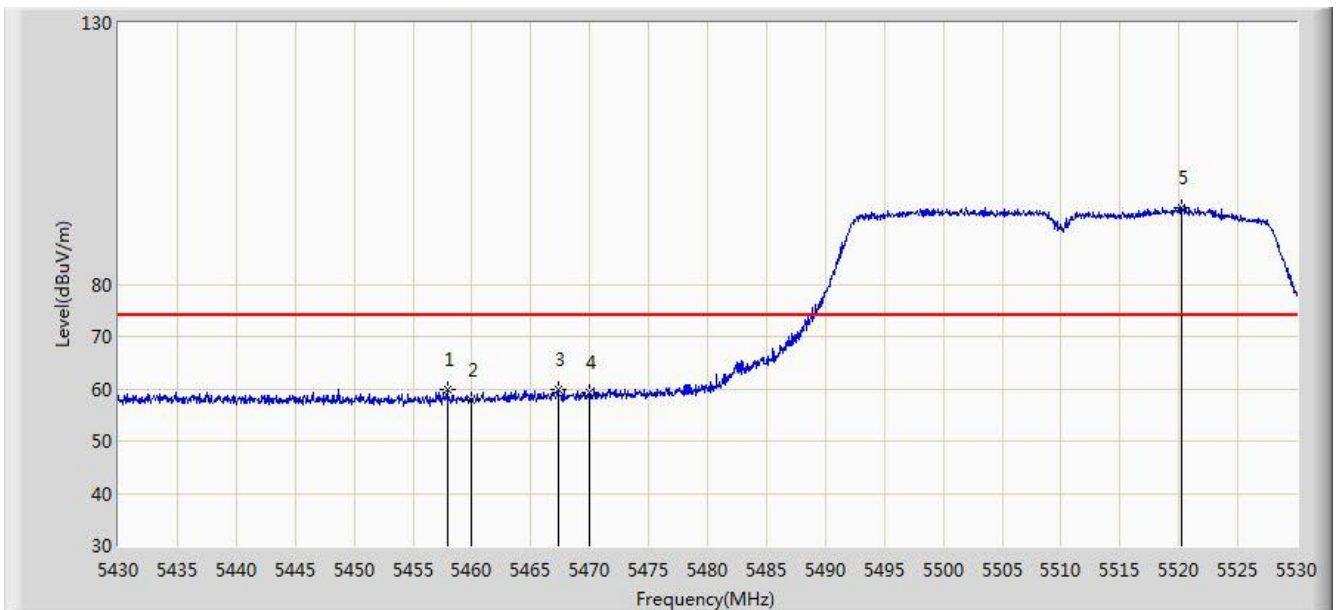


No	Flag	Mark	Frequency (MHz)	Measure Level (dBuV/m)	Reading Level (dBuV)	Margin (dB)	Limit (dBuV/m)	Factor (dB)	Type
1			5321.750	92.552	88.700	N/A	N/A	3.852	AV
2			5350.000	52.351	48.446	-1.649	54.000	3.904	AV

Note: Measure Level (dB μ V/m) = Reading Level (dB μ V) + Factor (dB)

Factor (dB) = Cable Loss (dB) + Antenna Factor (dB/m) - Pre_Amplifier Gain (dB)

Site: AC1	Time: 2017/02/20 - 13:59
Limit: FCC_Part15.209_RE(3m)	Engineer: Kevin Ker
Probe: BBHA9120D_1GHz_18GHz	Polarity: Horizontal
EUT: US Wi-Fi AP 2x2 OD ext. antenna	Power: AC 120V/60Hz
Test Mode: Transmit by 802.11n-HT40 at Channel 5500MHz Ant 1 + 2	

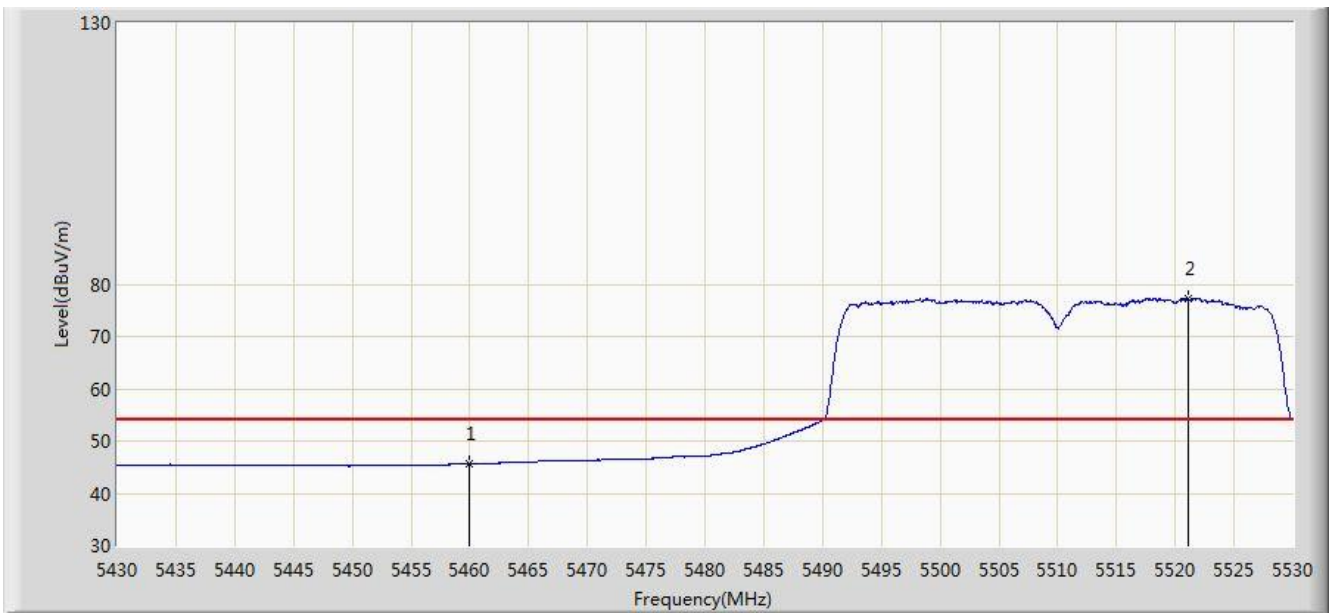


No	Flag	Mark	Frequency (MHz)	Measure Level (dBuV/m)	Reading Level (dBuV)	Margin (dB)	Limit (dBuV/m)	Factor (dB)	Type
1			5457.900	59.982	55.806	-14.018	74.000	4.176	PK
2			5460.000	57.734	53.554	-16.266	74.000	4.180	PK
3			5467.300	59.737	55.541	-14.263	74.000	4.196	PK
4			5470.000	59.299	55.097	-14.701	74.000	4.202	PK
5			5520.200	94.694	90.362	N/A	N/A	4.331	PK

Note: Measure Level (dB μ V/m) = Reading Level (dB μ V) + Factor (dB)

Factor (dB) = Cable Loss (dB) + Antenna Factor (dB/m) - Pre_Amplifier Gain (dB)

Site: AC1	Time: 2017/02/20 - 14:04
Limit: FCC_Part15.209_RE(3m)	Engineer: Kevin Ker
Probe: BBHA9120D_1GHz_18GHz	Polarity: Horizontal
EUT: US Wi-Fi AP 2x2 OD ext. antenna	Power: AC 120V/60Hz
Test Mode: Transmit by 802.11n-HT40 at Channel 5500MHz Ant 1 + 2	

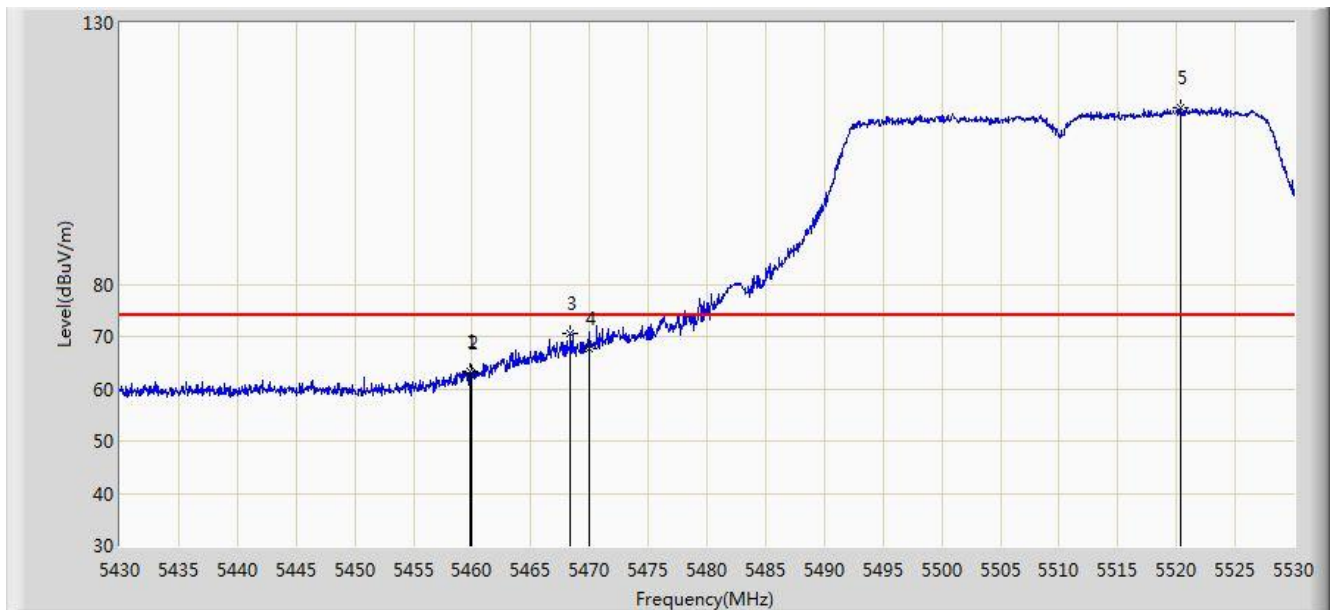


No	Flag	Mark	Frequency (MHz)	Measure Level (dBuV/m)	Reading Level (dBuV)	Margin (dB)	Limit (dBuV/m)	Factor (dB)	Type
1			5460.000	45.614	41.434	-8.386	54.000	4.180	AV
2			5521.050	77.258	72.924	N/A	N/A	4.334	AV

Note: Measure Level (dBuV/m) = Reading Level (dBuV) + Factor (dB)

Factor (dB) = Cable Loss (dB) + Antenna Factor (dB/m) - Pre_Amplifier Gain (dB)

Site: AC1	Time: 2017/02/20 - 13:58
Limit: FCC_Part15.209_RE(3m)	Engineer: Kevin Ker
Probe: BBHA9120D_1GHz_18GHz	Polarity: Vertical
EUT: US Wi-Fi AP 2x2 OD ext. antenna	Power: AC 120V/60Hz
Test Mode: Transmit by 802.11n-HT40 at Channel 5500MHz Ant 1 + 2	

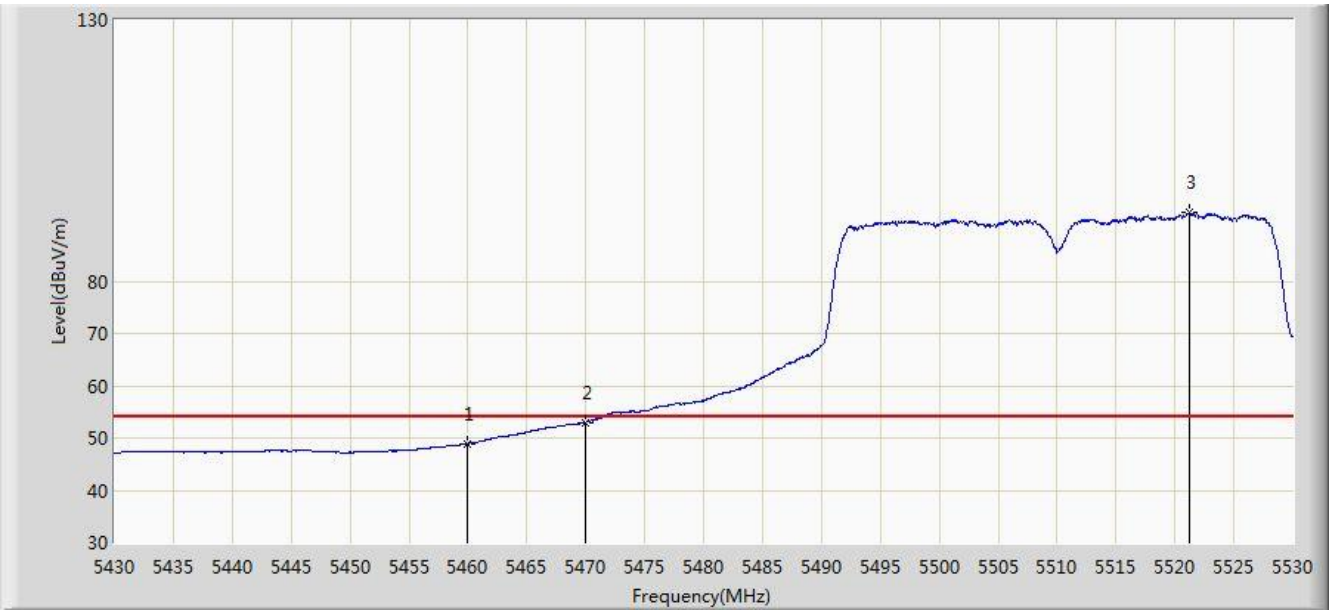


No	Flag	Mark	Frequency (MHz)	Measure Level (dBuV/m)	Reading Level (dBuV)	Margin (dB)	Limit (dBuV/m)	Factor (dB)	Type
1			5459.800	63.420	59.240	-10.580	74.000	4.180	PK
2			5460.000	63.164	58.984	-10.836	74.000	4.180	PK
3			5468.400	70.603	66.404	-3.397	74.000	4.198	PK
4			5470.000	67.745	63.543	-6.255	74.000	4.202	PK
5			5520.350	113.747	109.415	N/A	N/A	4.331	PK

Note: Measure Level (dB μ V/m) = Reading Level (dB μ V) + Factor (dB)

Factor (dB) = Cable Loss (dB) + Antenna Factor (dB/m) - Pre_Amplifier Gain (dB)

Site: AC1	Time: 2017/02/20 - 13:58
Limit: FCC_Part15.209_RE(3m)	Engineer: Kevin Ker
Probe: BBHA9120D_1GHz_18GHz	Polarity: Vertical
EUT: US Wi-Fi AP 2x2 OD ext. antenna	Power: AC 120V/60Hz
Test Mode: Transmit by 802.11n-HT40 at Channel 5500MHz Ant 1 + 2	

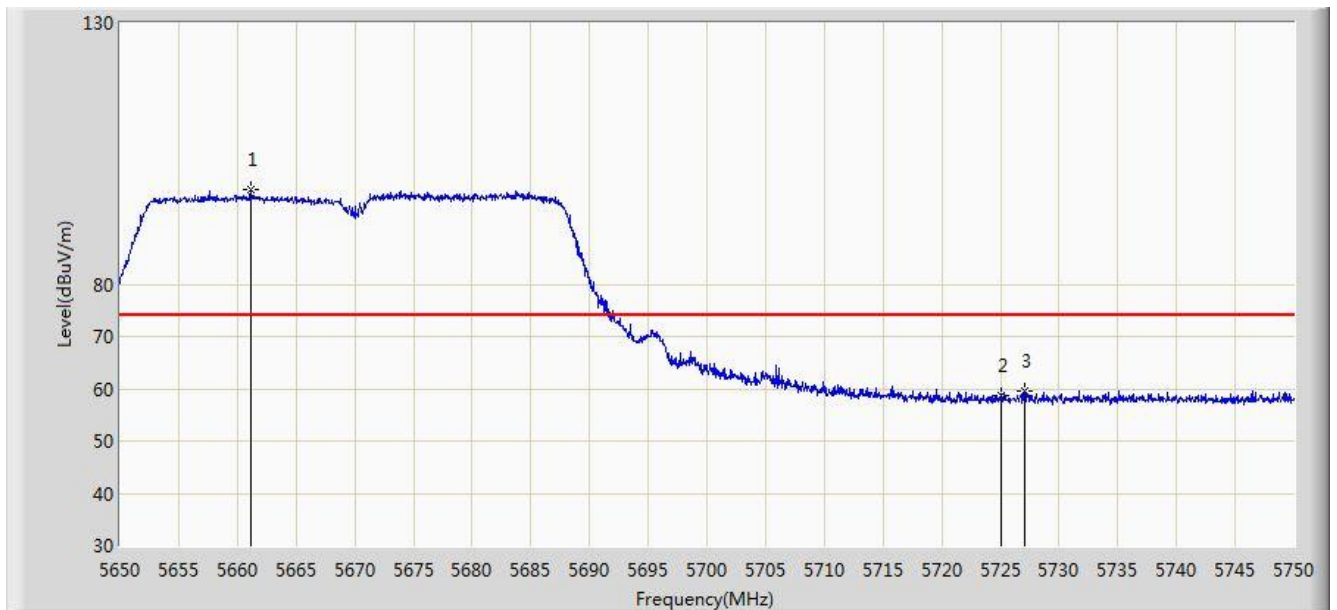


No	Flag	Mark	Frequency (MHz)	Measure Level (dBuV/m)	Reading Level (dBuV)	Margin (dB)	Limit (dBuV/m)	Factor (dB)	Type
1			5460.000	48.901	44.721	-5.099	54.000	4.180	AV
2			5470.000	53.006	48.804	-0.994	54.000	4.202	AV
3			5521.250	93.080	88.745	N/A	N/A	4.335	AV

Note: Measure Level (dBμV/m) = Reading Level (dBμV) + Factor (dB)

Factor (dB) = Cable Loss (dB) + Antenna Factor (dB/m) - Pre_Amplifier Gain (dB)

Site: AC1	Time: 2017/02/20 - 14:13
Limit: FCC_Part15.209_RE(3m)	Engineer: Kevin Ker
Probe: BBHA9120D_1GHz_18GHz	Polarity: Horizontal
EUT: US Wi-Fi AP 2x2 OD ext. antenna	Power: AC 120V/60Hz
Test Mode: Transmit by 802.11n-HT40 at Channel 5670MHz Ant 1 + 2	

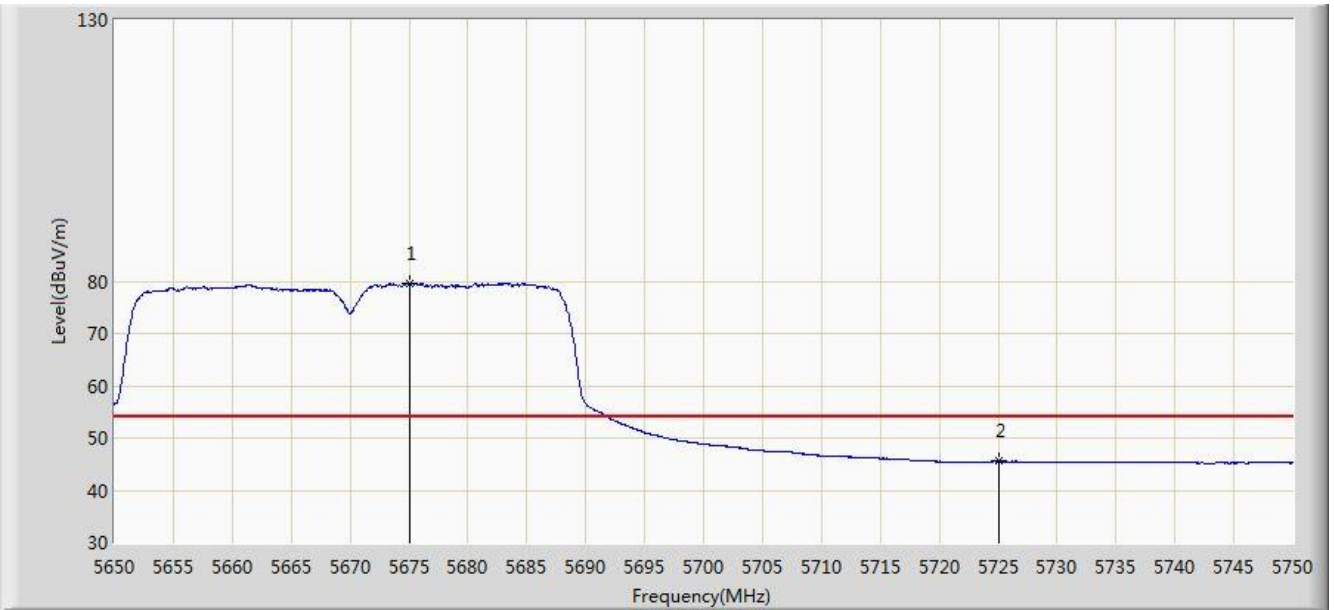


No	Flag	Mark	Frequency (MHz)	Measure Level (dBuV/m)	Reading Level (dBuV)	Margin (dB)	Limit (dBuV/m)	Factor (dB)	Type
1			5661.100	98.130	93.419	N/A	N/A	4.712	PK
2			5725.000	58.552	53.523	-15.448	74.000	5.029	PK
3			5727.100	59.523	54.481	-14.477	74.000	5.043	PK

Note: Measure Level (dB μ V/m) = Reading Level (dB μ V) + Factor (dB)

Factor (dB) = Cable Loss (dB) + Antenna Factor (dB/m) - Pre_Amplifier Gain (dB)

Site: AC1	Time: 2017/02/20 - 14:15
Limit: FCC_Part15.209_RE(3m)	Engineer: Kevin Ker
Probe: BBHA9120D_1GHz_18GHz	Polarity: Horizontal
EUT: US Wi-Fi AP 2x2 OD ext. antenna	Power: AC 120V/60Hz
Test Mode: Transmit by 802.11n-HT40 at Channel 5670MHz Ant 1 + 2	

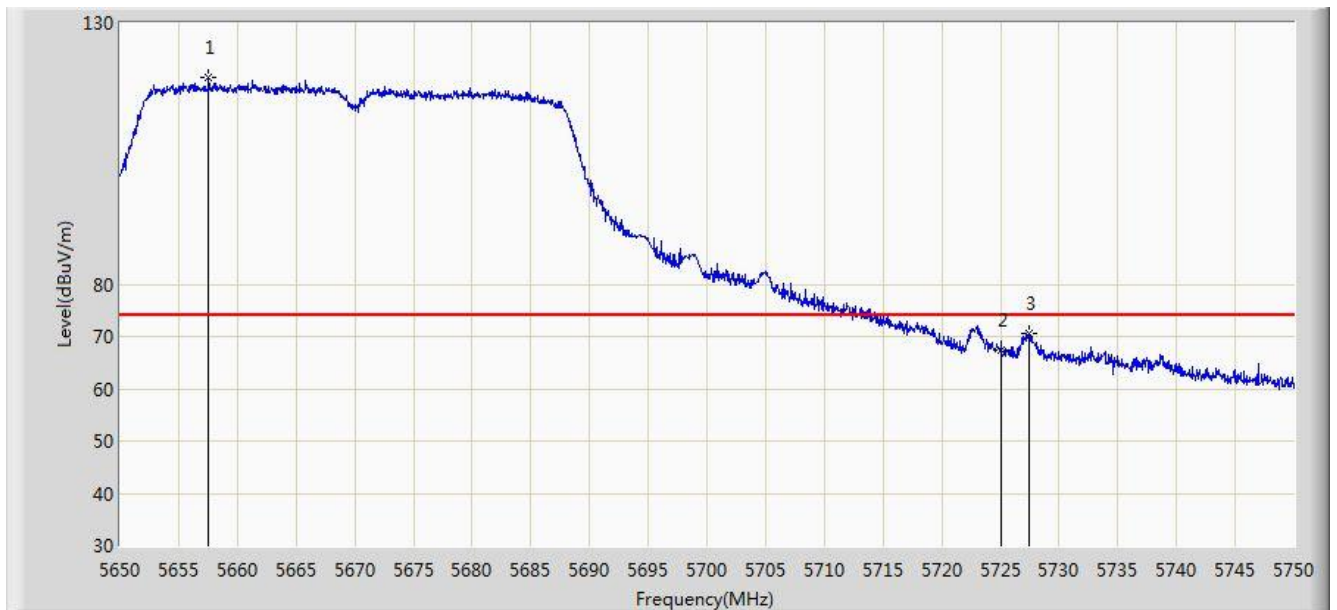


No	Flag	Mark	Frequency (MHz)	Measure Level (dBuV/m)	Reading Level (dBuV)	Margin (dB)	Limit (dBuV/m)	Factor (dB)	Type
1			5675.000	79.558	74.791	N/A	N/A	4.767	AV
2			5725.000	45.516	40.487	-8.484	54.000	5.029	AV

Note: Measure Level (dB μ V/m) = Reading Level (dB μ V) + Factor (dB)

Factor (dB) = Cable Loss (dB) + Antenna Factor (dB/m) - Pre_Amplifier Gain (dB)

Site: AC1	Time: 2017/02/20 - 14:13
Limit: FCC_Part15.209_RE(3m)	Engineer: Kevin Ker
Probe: BBHA9120D_1GHz_18GHz	Polarity: Vertical
EUT: US Wi-Fi AP 2x2 OD ext. antenna	Power: AC 120V/60Hz
Test Mode: Transmit by 802.11n-HT40 at Channel 5670MHz Ant 1 + 2	

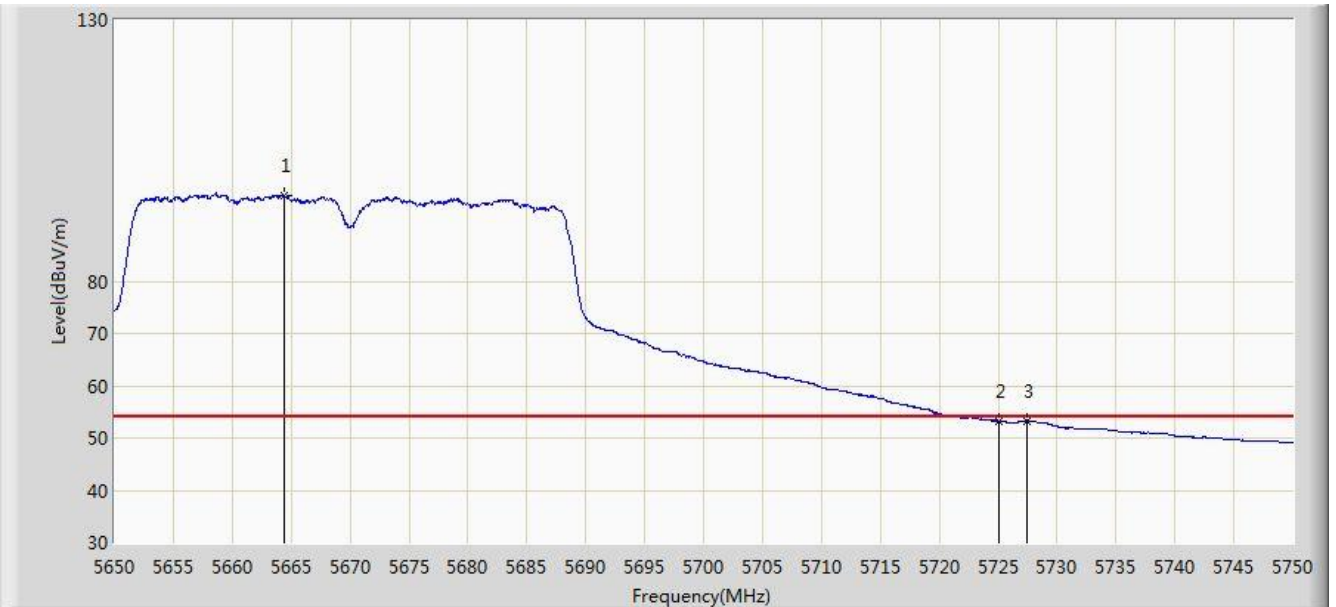


No	Flag	Mark	Frequency (MHz)	Measure Level (dBuV/m)	Reading Level (dBuV)	Margin (dB)	Limit (dBuV/m)	Factor (dB)	Type
1			5657.550	119.449	114.752	N/A	N/A	4.697	PK
2			5725.000	67.399	62.370	-6.601	74.000	5.029	PK
3			5727.400	70.704	65.660	-3.296	74.000	5.044	PK

Note: Measure Level (dB μ V/m) = Reading Level (dB μ V) + Factor (dB)

Factor (dB) = Cable Loss (dB) + Antenna Factor (dB/m) - Pre_Amplifier Gain (dB)

Site: AC1	Time: 2017/02/20 - 14:12
Limit: FCC_Part15.209_RE(3m)	Engineer: Kevin Ker
Probe: BBHA9120D_1GHz_18GHz	Polarity: Vertical
EUT: US Wi-Fi AP 2x2 OD ext. antenna	Power: AC 120V/60Hz
Test Mode: Transmit by 802.11n-HT40 at Channel 5670MHz Ant 1 + 2	

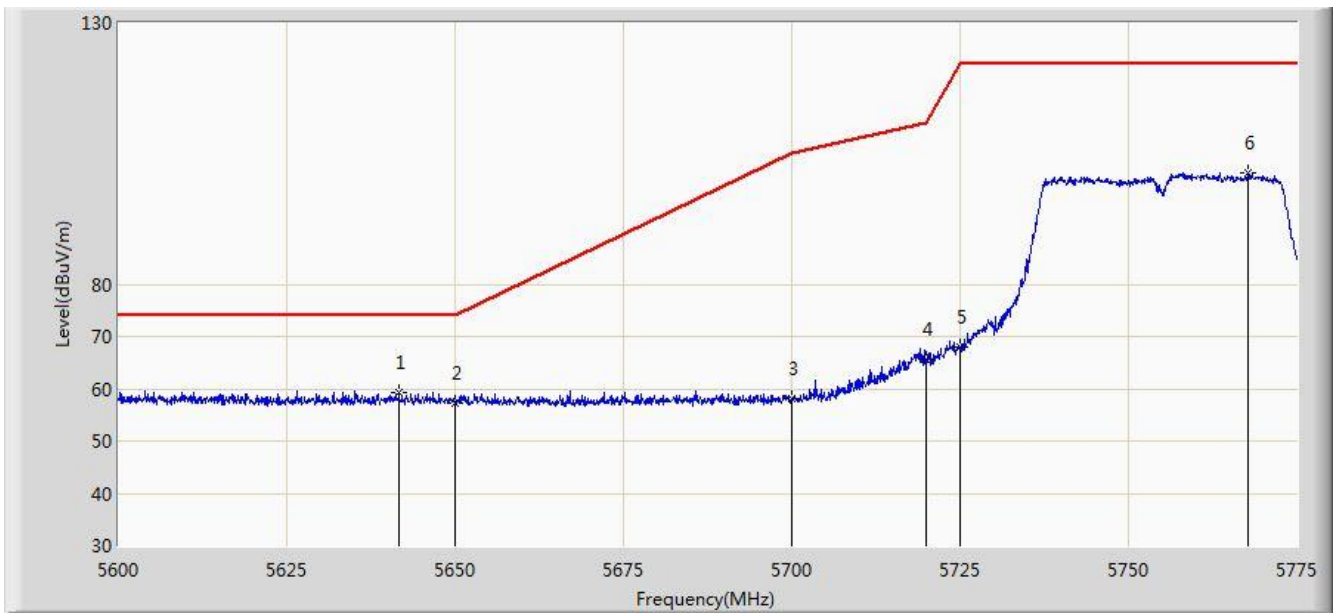


No	Flag	Mark	Frequency (MHz)	Measure Level (dBuV/m)	Reading Level (dBuV)	Margin (dB)	Limit (dBuV/m)	Factor (dB)	Type
1			5664.350	96.358	91.634	N/A	N/A	4.724	AV
2			5725.000	53.262	48.233	-0.738	54.000	5.029	AV
3			5727.450	53.322	48.277	-0.678	54.000	5.044	AV

Note: Measure Level (dB μ V/m) = Reading Level (dB μ V) + Factor (dB)

Factor (dB) = Cable Loss (dB) + Antenna Factor (dB/m) - Pre_Amplifier Gain (dB)

Site: AC1	Time: 2017/02/20 - 14:18
Limit: FCC_Part15.407_RE(3m)	Engineer: Kevin Ker
Probe: BBHA9120D_1GHz_18GHz	Polarity: Horizontal
EUT: US Wi-Fi AP 2x2 OD ext. antenna	Power: AC 120V/60Hz
Test Mode: Transmit by 802.11n-HT40 at Channel 5755MHz Ant 1 + 2	

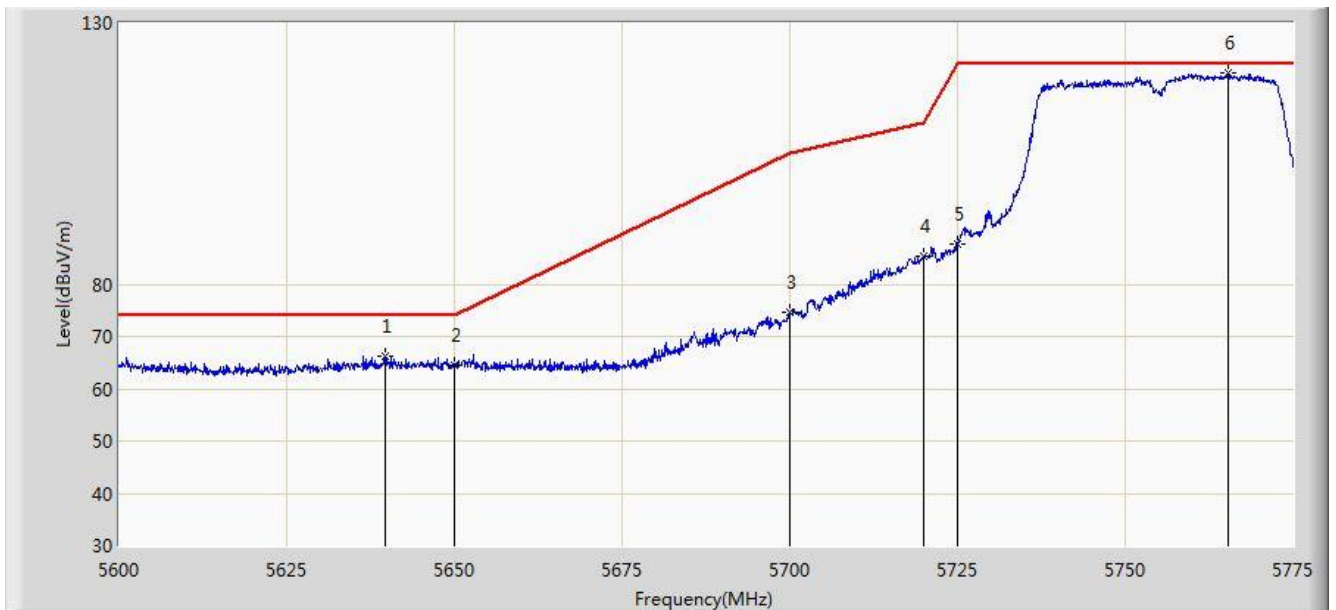


No	Flag	Mark	Frequency (MHz)	Measure Level (dBuV/m)	Reading Level (dBuV)	Margin (dB)	Limit (dBuV/m)	Factor (dB)	Type
1			5641.650	59.368	54.725	-14.632	74.000	4.643	PK
2			5650.000	57.332	52.661	-16.668	74.000	4.671	PK
3			5700.000	58.044	53.166	-47.156	105.200	4.878	PK
4			5720.000	65.589	60.592	-45.211	110.800	4.997	PK
5			5725.000	68.060	63.031	-54.140	122.200	5.029	PK
6			5767.825	101.295	96.015	N/A	N/A	5.280	PK

Note: Measure Level (dBuV/m) = Reading Level (dBuV) + Factor (dB)

Factor (dB) = Cable Loss (dB) + Antenna Factor (dB/m) - Pre_Amplifier Gain (dB)

Site: AC1	Time: 2017/02/20 - 14:16
Limit: FCC_Part15.407_RE(3m)	Engineer: Kevin Ker
Probe: BBHA9120D_1GHz_18GHz	Polarity: Vertical
EUT: US Wi-Fi AP 2x2 OD ext. antenna	Power: AC 120V/60Hz
Test Mode: Transmit by 802.11n-HT40 at Channel 5755MHz Ant 1 + 2	

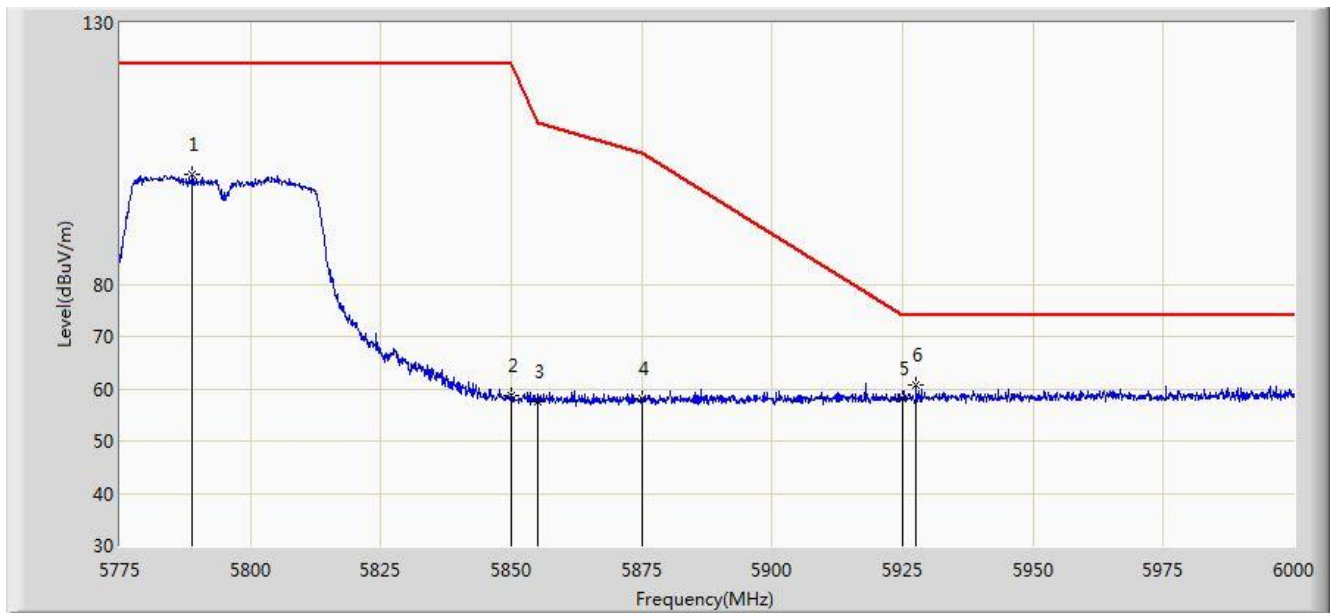


No	Flag	Mark	Frequency (MHz)	Measure Level (dBuV/m)	Reading Level (dBuV)	Margin (dB)	Limit (dBuV/m)	Factor (dB)	Type
1			5639.725	66.148	61.511	-7.852	74.000	4.638	PK
2			5650.000	64.629	59.958	-9.371	74.000	4.671	PK
3			5700.000	74.518	69.640	-30.682	105.200	4.878	PK
4			5720.000	85.288	80.291	-25.512	110.800	4.997	PK
5			5725.000	87.818	82.789	-34.382	122.200	5.029	PK
6			5765.288	120.291	115.024	N/A	N/A	5.267	PK

Note: Measure Level (dB μ V/m) = Reading Level (dB μ V) + Factor (dB)

Factor (dB) = Cable Loss (dB) + Antenna Factor (dB/m) - Pre_Amplifier Gain (dB)

Site: AC1	Time: 2017/02/20 - 14:22
Limit: FCC_Part15.407_RE(3m)	Engineer: Kevin Ker
Probe: BBHA9120D_1GHz_18GHz	Polarity: Horizontal
EUT: US Wi-Fi AP 2x2 OD ext. antenna	Power: AC 120V/60Hz
Test Mode: Transmit by 802.11n-HT40 at Channel 5795MHz Ant 1 + 2	

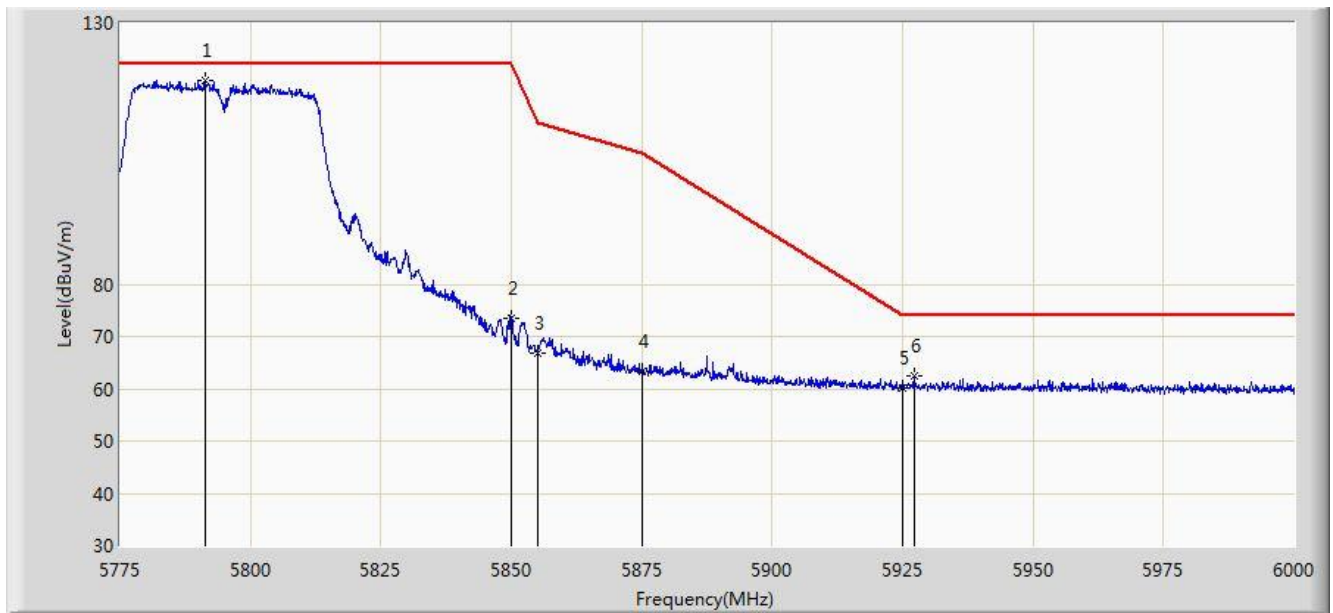


No	Flag	Mark	Frequency (MHz)	Measure Level (dBuV/m)	Reading Level (dBuV)	Margin (dB)	Limit (dBuV/m)	Factor (dB)	Type
1			5788.837	101.039	95.653	N/A	N/A	5.386	PK
2			5850.000	58.648	52.922	-63.552	122.200	5.726	PK
3			5855.000	57.476	51.730	-53.324	110.800	5.746	PK
4			5875.000	58.059	52.239	-47.141	105.200	5.820	PK
5			5925.000	58.179	52.213	-15.821	74.000	5.967	PK
6			5927.663	60.656	54.683	-13.344	74.000	5.974	PK

Note: Measure Level (dBuV/m) = Reading Level (dBuV) + Factor (dB)

Factor (dB) = Cable Loss (dB) + Antenna Factor (dB/m) - Pre_Amplifier Gain (dB)

Site: AC1	Time: 2017/02/20 - 14:20
Limit: FCC_Part15.407_RE(3m)	Engineer: Kevin Ker
Probe: BBHA9120D_1GHz_18GHz	Polarity: Vertical
EUT: US Wi-Fi AP 2x2 OD ext. antenna	Power: AC 120V/60Hz
Test Mode: Transmit by 802.11n-HT40 at Channel 5795MHz Ant 1 + 2	

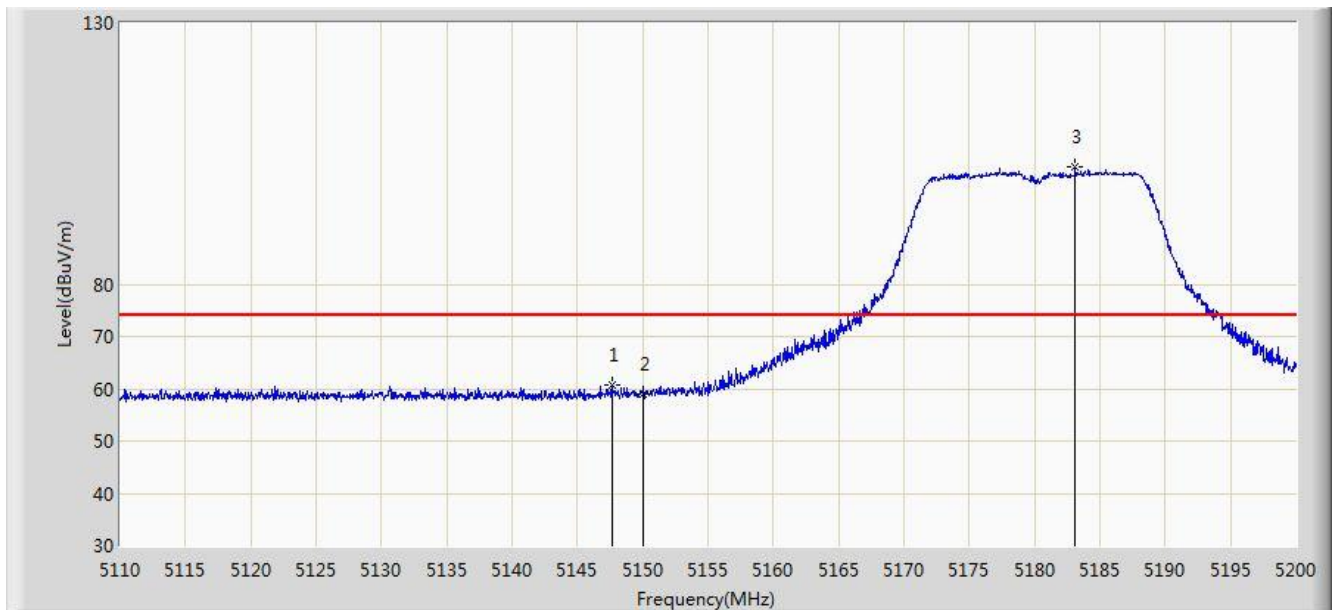


No	Flag	Mark	Frequency (MHz)	Measure Level (dBuV/m)	Reading Level (dBuV)	Margin (dB)	Limit (dBuV/m)	Factor (dB)	Type
1			5791.312	119.032	113.634	N/A	N/A	5.399	PK
2			5850.000	73.484	67.758	-48.716	122.200	5.726	PK
3			5855.000	66.755	61.009	-44.045	110.800	5.746	PK
4			5875.000	63.225	57.405	-41.975	105.200	5.820	PK
5			5925.000	60.285	54.319	-13.715	74.000	5.967	PK
6			5927.212	62.517	56.545	-11.483	74.000	5.973	PK

Note: Measure Level (dBuV/m) = Reading Level (dBuV) + Factor (dB)

Factor (dB) = Cable Loss (dB) + Antenna Factor (dB/m) - Pre_Amplifier Gain (dB)

Site: AC1	Time: 2017/02/20 - 14:28
Limit: FCC_Part15.209_RE(3m)	Engineer: Kevin Ker
Probe: BBHA9120D_1GHz_18GHz	Polarity: Horizontal
EUT: US Wi-Fi AP 2x2 OD ext. antenna	Power: AC 120V/60Hz
Test Mode: Transmit by 802.11ac-VHT20 at Channel 5180MHz Ant 1 + 2	

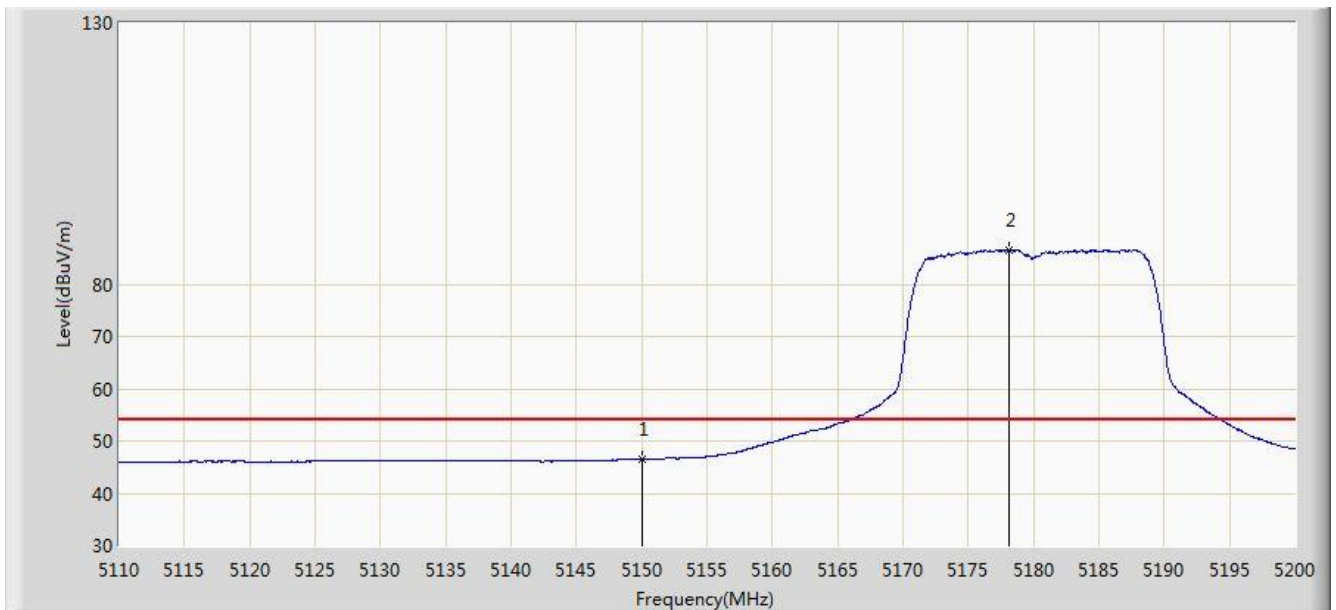


No	Flag	Mark	Frequency (MHz)	Measure Level (dBuV/m)	Reading Level (dBuV)	Margin (dB)	Limit (dBuV/m)	Factor (dB)	Type
1			5147.665	60.625	56.449	-13.375	74.000	4.176	PK
2			5150.000	59.129	54.960	-14.871	74.000	4.170	PK
3			5183.125	102.378	98.320	N/A	N/A	4.057	PK

Note: Measure Level (dB μ V/m) = Reading Level (dB μ V) + Factor (dB)

Factor (dB) = Cable Loss (dB) + Antenna Factor (dB/m) - Pre_Amplifier Gain (dB)

Site: AC1	Time: 2017/02/20 - 14:28
Limit: FCC_Part15.209_RE(3m)	Engineer: Kevin Ker
Probe: BBHA9120D_1GHz_18GHz	Polarity: Horizontal
EUT: US Wi-Fi AP 2x2 OD ext. antenna	Power: AC 120V/60Hz
Test Mode: Transmit by 802.11ac-VHT20 at Channel 5180MHz Ant 1 + 2	

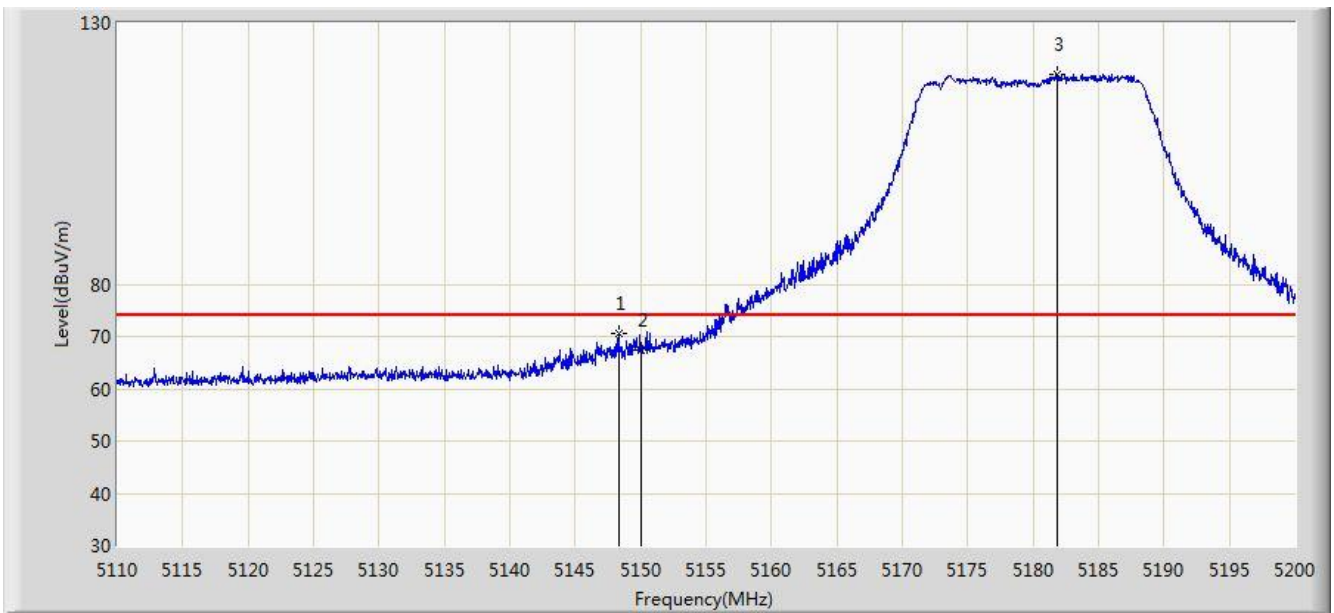


No	Flag	Mark	Frequency (MHz)	Measure Level (dBuV/m)	Reading Level (dBuV)	Margin (dB)	Limit (dBuV/m)	Factor (dB)	Type
1			5150.000	46.566	42.397	-7.434	54.000	4.170	AV
2			5178.175	86.613	82.538	N/A	N/A	4.075	AV

Note: Measure Level (dB μ V/m) = Reading Level (dB μ V) + Factor (dB)

Factor (dB) = Cable Loss (dB) + Antenna Factor (dB/m) - Pre_Amplifier Gain (dB)

Site: AC1	Time: 2017/02/20 - 14:27
Limit: FCC_Part15.209_RE(3m)	Engineer: Kevin Ker
Probe: BBHA9120D_1GHz_18GHz	Polarity: Vertical
EUT: US Wi-Fi AP 2x2 OD ext. antenna	Power: AC 120V/60Hz
Test Mode: Transmit by 802.11ac-VHT20 at Channel 5180MHz Ant 1 + 2	

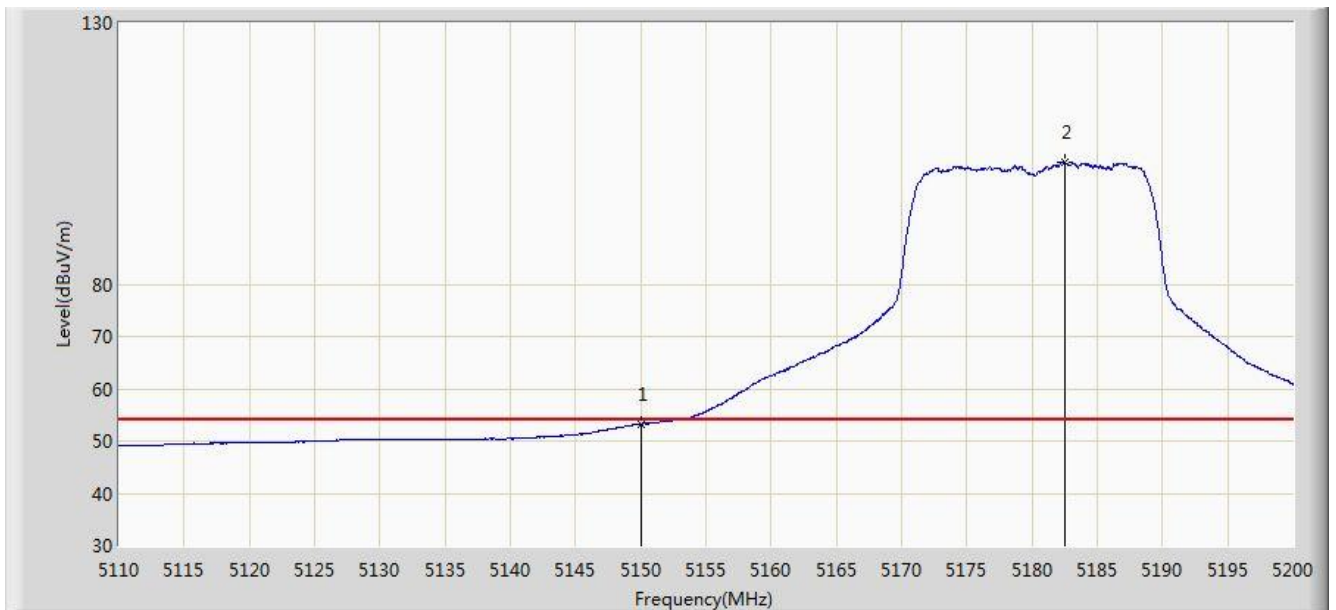


No	Flag	Mark	Frequency (MHz)	Measure Level (dBuV/m)	Reading Level (dBuV)	Margin (dB)	Limit (dBuV/m)	Factor (dB)	Type
1			5148.295	70.662	66.487	-3.338	74.000	4.174	PK
2			5150.000	67.258	63.089	-6.742	74.000	4.170	PK
3			5181.820	120.263	116.201	N/A	N/A	4.063	PK

Note: Measure Level (dB μ V/m) = Reading Level (dB μ V) + Factor (dB)

Factor (dB) = Cable Loss (dB) + Antenna Factor (dB/m) - Pre_Amplifier Gain (dB)

Site: AC1	Time: 2017/02/20 - 14:26
Limit: FCC_Part15.209_RE(3m)	Engineer: Kevin Ker
Probe: BBHA9120D_1GHz_18GHz	Polarity: Vertical
EUT: US Wi-Fi AP 2x2 OD ext. antenna	Power: AC 120V/60Hz
Test Mode: Transmit by 802.11ac-VHT20 at Channel 5180MHz Ant 1 + 2	

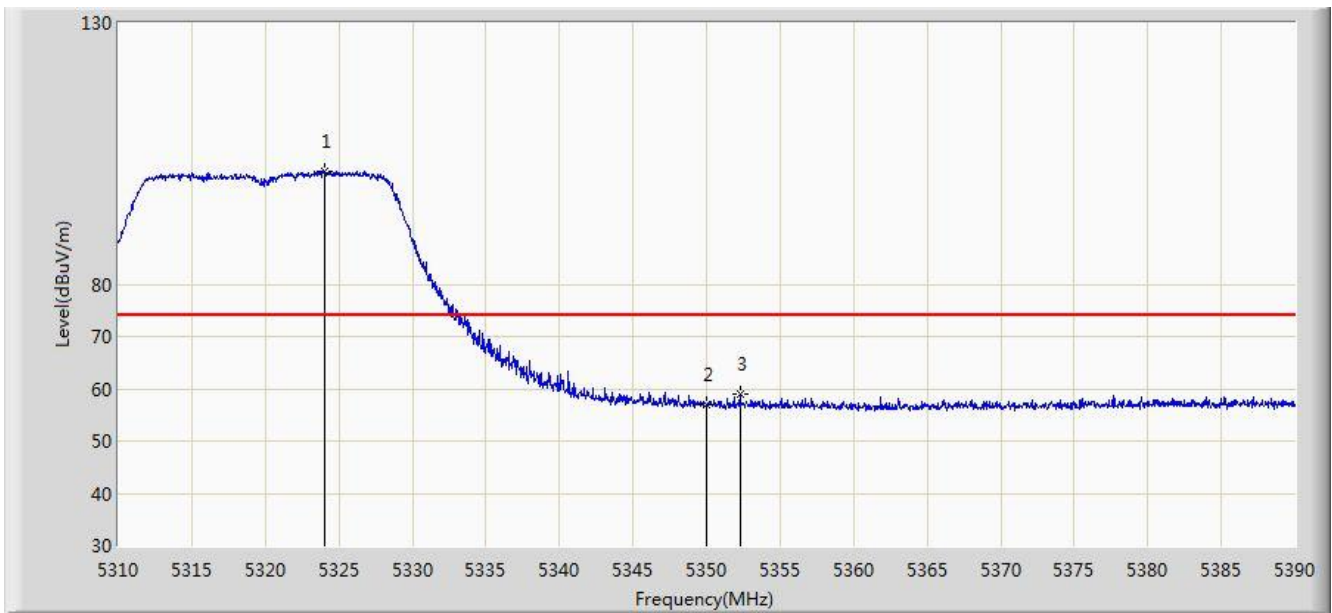


No	Flag	Mark	Frequency (MHz)	Measure Level (dBuV/m)	Reading Level (dBuV)	Margin (dB)	Limit (dBuV/m)	Factor (dB)	Type
1			5150.000	53.274	49.105	-0.726	54.000	4.170	AV
2			5182.540	103.381	99.321	N/A	N/A	4.060	AV

Note: Measure Level (dB μ V/m) = Reading Level (dB μ V) + Factor (dB)

Factor (dB) = Cable Loss (dB) + Antenna Factor (dB/m) - Pre_Amplifier Gain (dB)

Site: AC1	Time: 2017/02/20 - 14:34
Limit: FCC_Part15.209_RE(3m)	Engineer: Kevin Ker
Probe: BBHA9120D_1GHz_18GHz	Polarity: Horizontal
EUT: US Wi-Fi AP 2x2 OD ext. antenna	Power: AC 120V/60Hz
Test Mode: Transmit by 802.11ac-VHT20 at Channel 5320MHz Ant 1 + 2	

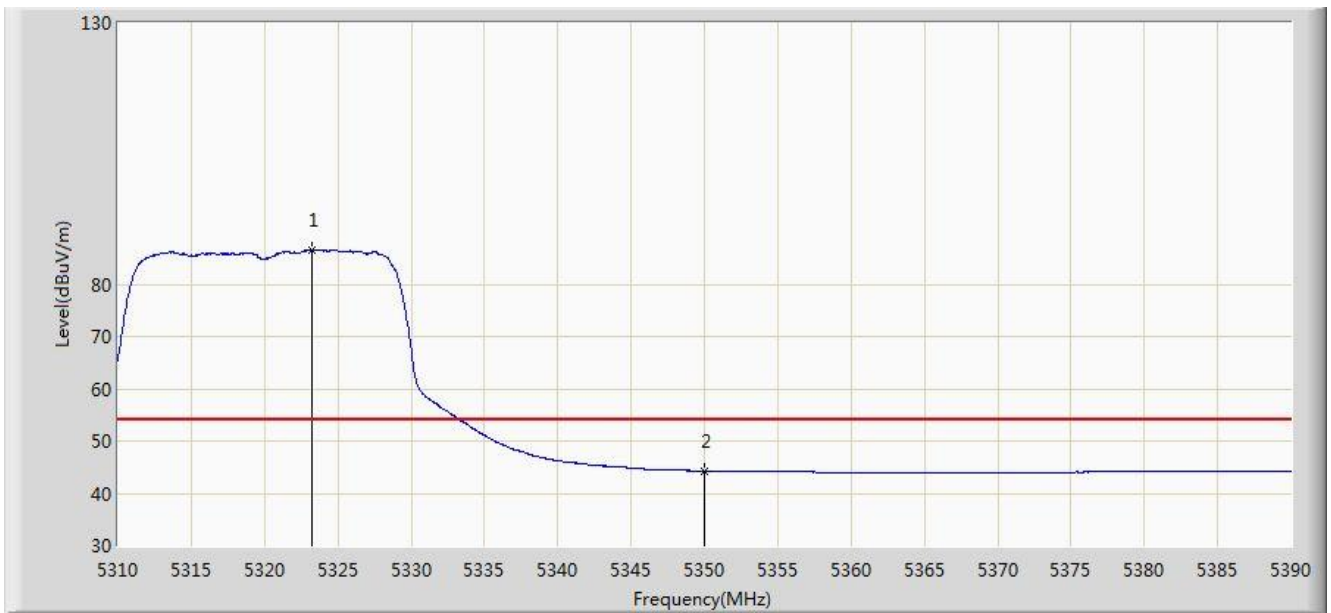


No	Flag	Mark	Frequency (MHz)	Measure Level (dBuV/m)	Reading Level (dBuV)	Margin (dB)	Limit (dBuV/m)	Factor (dB)	Type
1			5324.080	101.635	97.779	N/A	N/A	3.857	PK
2			5350.000	56.916	53.011	-17.084	74.000	3.904	PK
3			5352.280	58.970	55.061	-15.030	74.000	3.908	PK

Note: Measure Level (dBμV/m) = Reading Level (dBμV) + Factor (dB)

Factor (dB) = Cable Loss (dB) + Antenna Factor (dB/m) - Pre_Amplifier Gain (dB)

Site: AC1	Time: 2017/02/20 - 14:36
Limit: FCC_Part15.209_RE(3m)	Engineer: Kevin Ker
Probe: BBHA9120D_1GHz_18GHz	Polarity: Horizontal
EUT: US Wi-Fi AP 2x2 OD ext. antenna	Power: AC 120V/60Hz
Test Mode: Transmit by 802.11ac-VHT20 at Channel 5320MHz Ant 1 + 2	

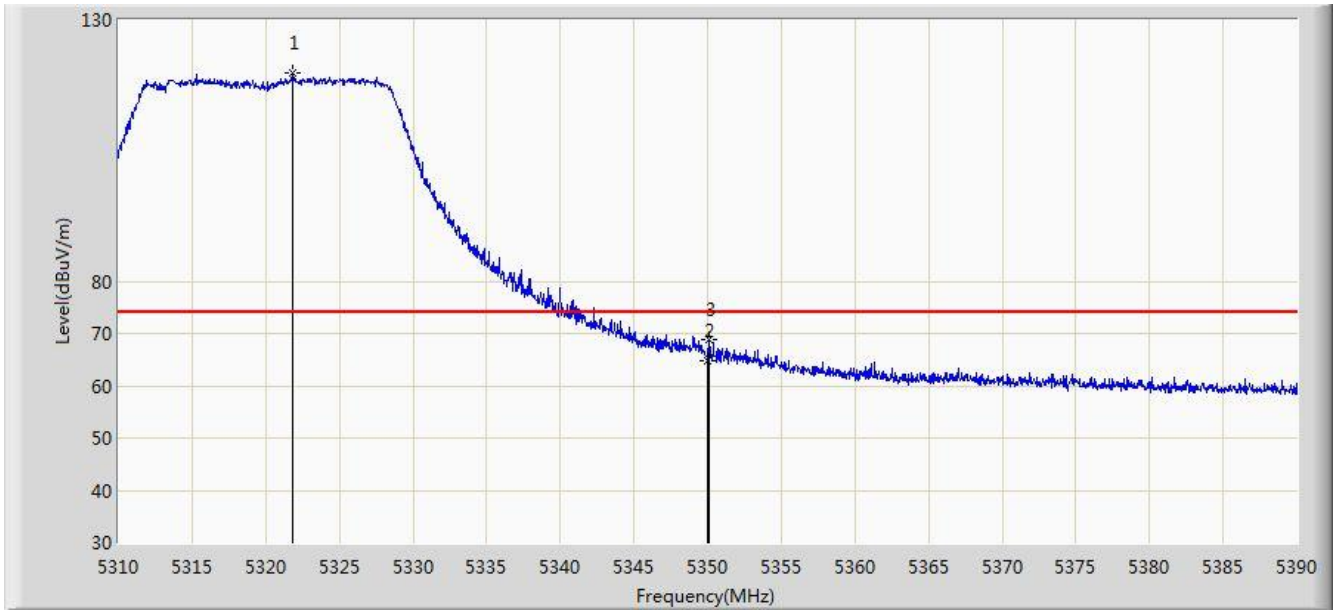


No	Flag	Mark	Frequency (MHz)	Measure Level (dBuV/m)	Reading Level (dBuV)	Margin (dB)	Limit (dBuV/m)	Factor (dB)	Type
1			5323.280	86.571	82.716	N/A	N/A	3.855	AV
2			5350.000	44.263	40.358	-9.737	54.000	3.904	AV

Note: Measure Level (dB μ V/m) = Reading Level (dB μ V) + Factor (dB)

Factor (dB) = Cable Loss (dB) + Antenna Factor (dB/m) - Pre_Amplifier Gain (dB)

Site: AC1	Time: 2017/02/20 - 14:34
Limit: FCC_Part15.209_RE(3m)	Engineer: Kevin Ker
Probe: BBHA9120D_1GHz_18GHz	Polarity: Vertical
EUT: US Wi-Fi AP 2x2 OD ext. antenna	Power: AC 120V/60Hz
Test Mode: Transmit by 802.11ac-VHT20 at Channel 5320MHz Ant 1 + 2	

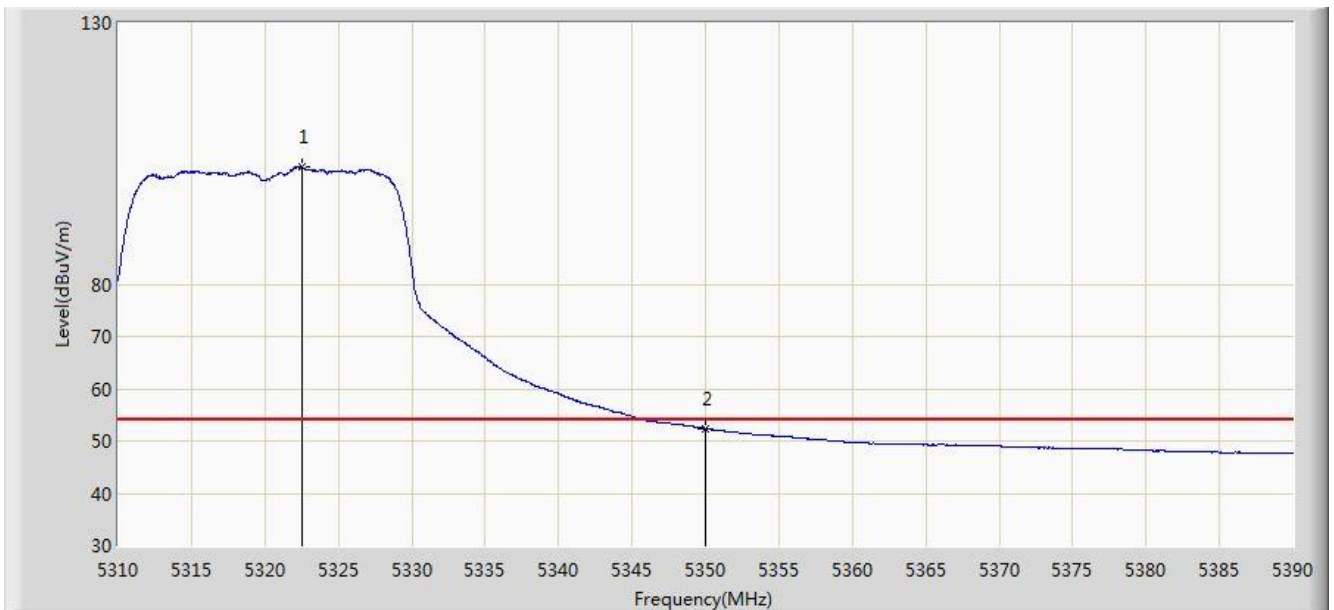


No	Flag	Mark	Frequency (MHz)	Measure Level (dBuV/m)	Reading Level (dBuV)	Margin (dB)	Limit (dBuV/m)	Factor (dB)	Type
1			5321.800	119.815	115.963	N/A	N/A	3.852	PK
2			5350.000	64.807	60.902	-9.193	74.000	3.904	PK
3			5350.080	68.817	64.912	-5.183	74.000	3.904	PK

Note: Measure Level (dBμV/m) = Reading Level (dBμV) + Factor (dB)

Factor (dB) = Cable Loss (dB) + Antenna Factor (dB/m) - Pre_Amplifier Gain (dB)

Site: AC1	Time: 2017/02/20 - 14:33
Limit: FCC_Part15.209_RE(3m)	Engineer: Kevin Ker
Probe: BBHA9120D_1GHz_18GHz	Polarity: Vertical
EUT: US Wi-Fi AP 2x2 OD ext. antenna	Power: AC 120V/60Hz
Test Mode: Transmit by 802.11ac-VHT20 at Channel 5320MHz Ant 1 + 2	

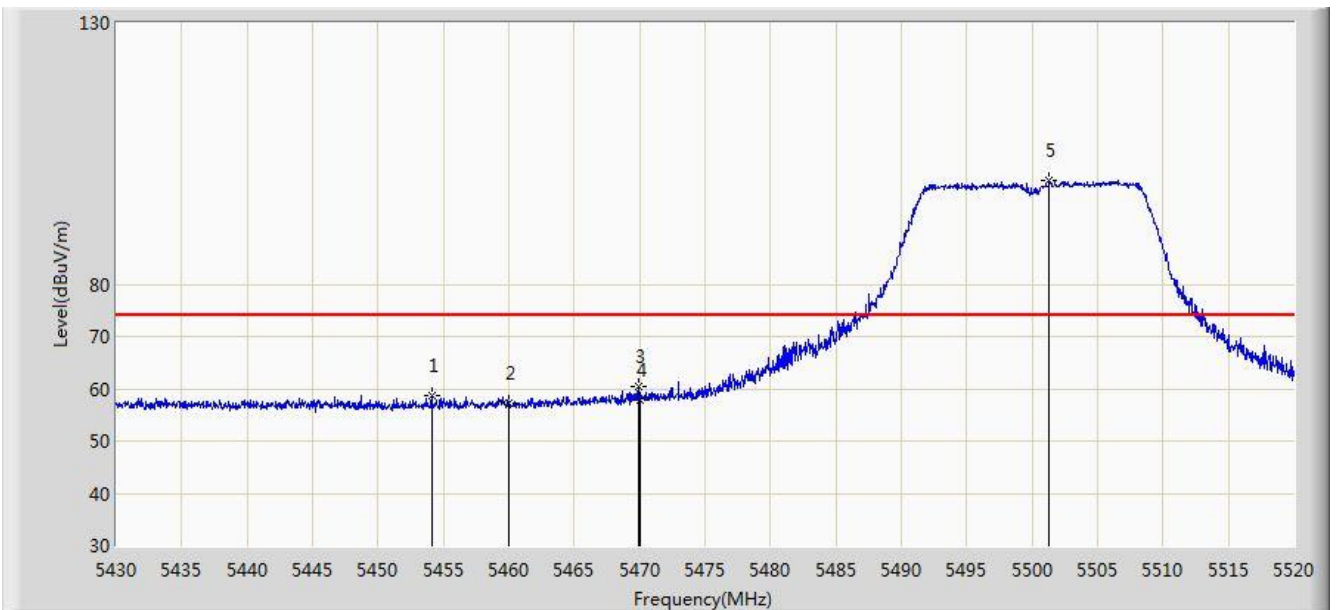


No	Flag	Mark	Frequency (MHz)	Measure Level (dBuV/m)	Reading Level (dBuV)	Margin (dB)	Limit (dBuV/m)	Factor (dB)	Type
1			5322.520	102.340	98.487	N/A	N/A	3.853	AV
2			5350.000	52.404	48.499	-1.596	54.000	3.904	AV

Note: Measure Level (dBμV/m) = Reading Level (dBμV) + Factor (dB)

Factor (dB) = Cable Loss (dB) + Antenna Factor (dB/m) - Pre_Amplifier Gain (dB)

Site: AC1	Time: 2017/02/20 - 14:40
Limit: FCC_Part15.209_RE(3m)	Engineer: Kevin Ker
Probe: BBHA9120D_1GHz_18GHz	Polarity: Horizontal
EUT: US Wi-Fi AP 2x2 OD ext. antenna	Power: AC 120V/60Hz
Test Mode: Transmit by 802.11ac-VHT20 at Channel 5500MHz Ant 1 + 2	

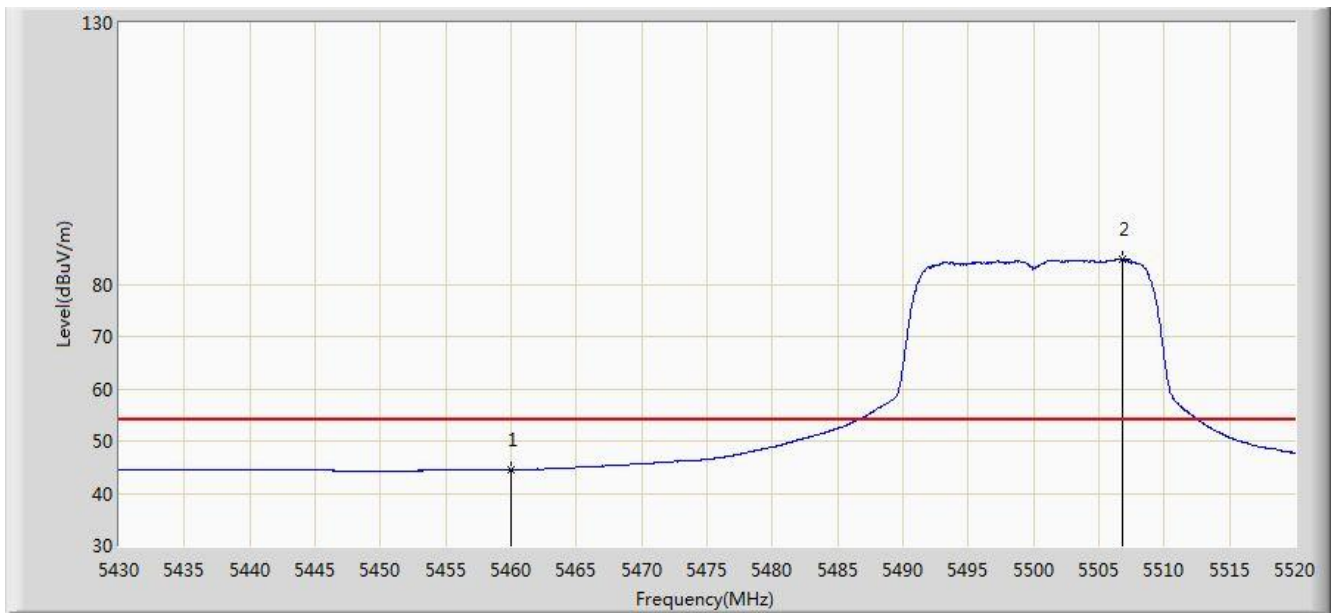


No	Flag	Mark	Frequency (MHz)	Measure Level (dBuV/m)	Reading Level (dBuV)	Margin (dB)	Limit (dBuV/m)	Factor (dB)	Type
1			5454.120	58.739	54.571	-15.261	74.000	4.168	PK
2			5460.000	57.349	53.169	-16.651	74.000	4.180	PK
3			5469.915	60.399	56.197	-13.601	74.000	4.202	PK
4			5470.000	57.917	53.715	-16.083	74.000	4.202	PK
5			5501.325	99.924	95.648	N/A	N/A	4.275	PK

Note: Measure Level (dB μ V/m) = Reading Level (dB μ V) + Factor (dB)

Factor (dB) = Cable Loss (dB) + Antenna Factor (dB/m) - Pre_Amplifier Gain (dB)

Site: AC1	Time: 2017/02/20 - 14:41
Limit: FCC_Part15.209_RE(3m)	Engineer: Kevin Ker
Probe: BBHA9120D_1GHz_18GHz	Polarity: Horizontal
EUT: US Wi-Fi AP 2x2 OD ext. antenna	Power: AC 120V/60Hz
Test Mode: Transmit by 802.11ac-VHT20 at Channel 5500MHz Ant 1 + 2	

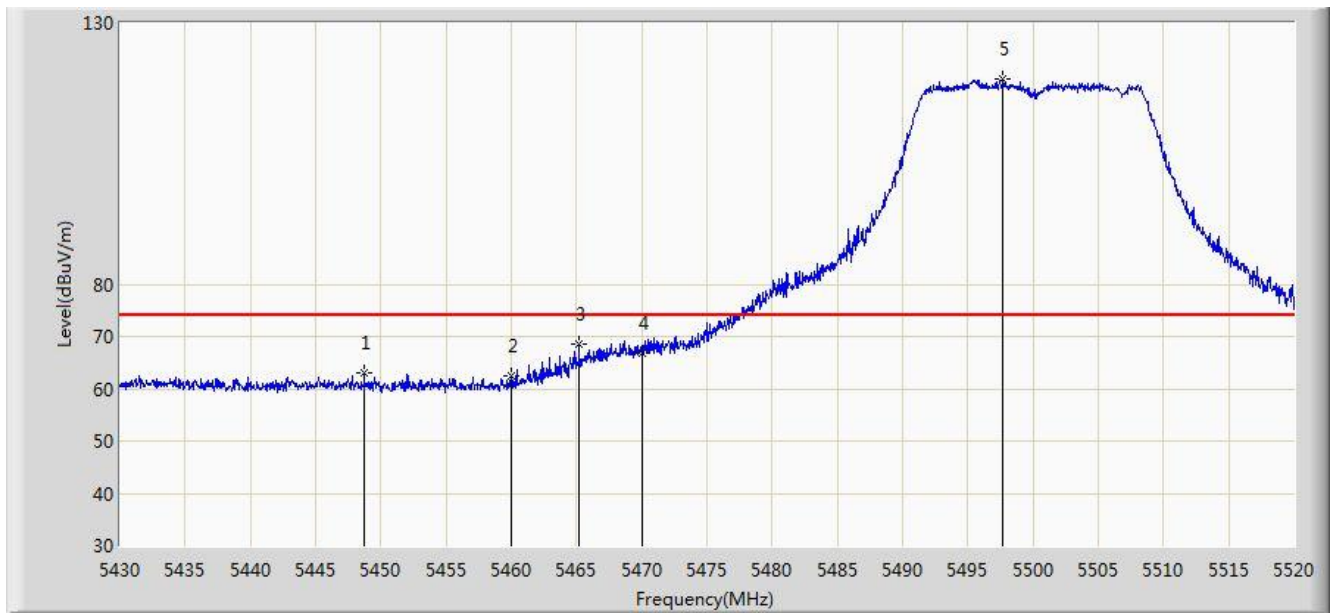


No	Flag	Mark	Frequency (MHz)	Measure Level (dBuV/m)	Reading Level (dBuV)	Margin (dB)	Limit (dBuV/m)	Factor (dB)	Type
1			5460.000	44.481	40.301	-9.519	54.000	4.180	AV
2			5506.770	84.834	80.542	N/A	N/A	4.292	AV

Note: Measure Level (dBuV/m) = Reading Level (dBuV) + Factor (dB)

Factor (dB) = Cable Loss (dB) + Antenna Factor (dB/m) - Pre_Amplifier Gain (dB)

Site: AC1	Time: 2017/02/20 - 14:39
Limit: FCC_Part15.209_RE(3m)	Engineer: Kevin Ker
Probe: BBHA9120D_1GHz_18GHz	Polarity: Vertical
EUT: US Wi-Fi AP 2x2 OD ext. antenna	Power: AC 120V/60Hz
Test Mode: Transmit by 802.11ac-VHT20 at Channel 5500MHz Ant 1 + 2	

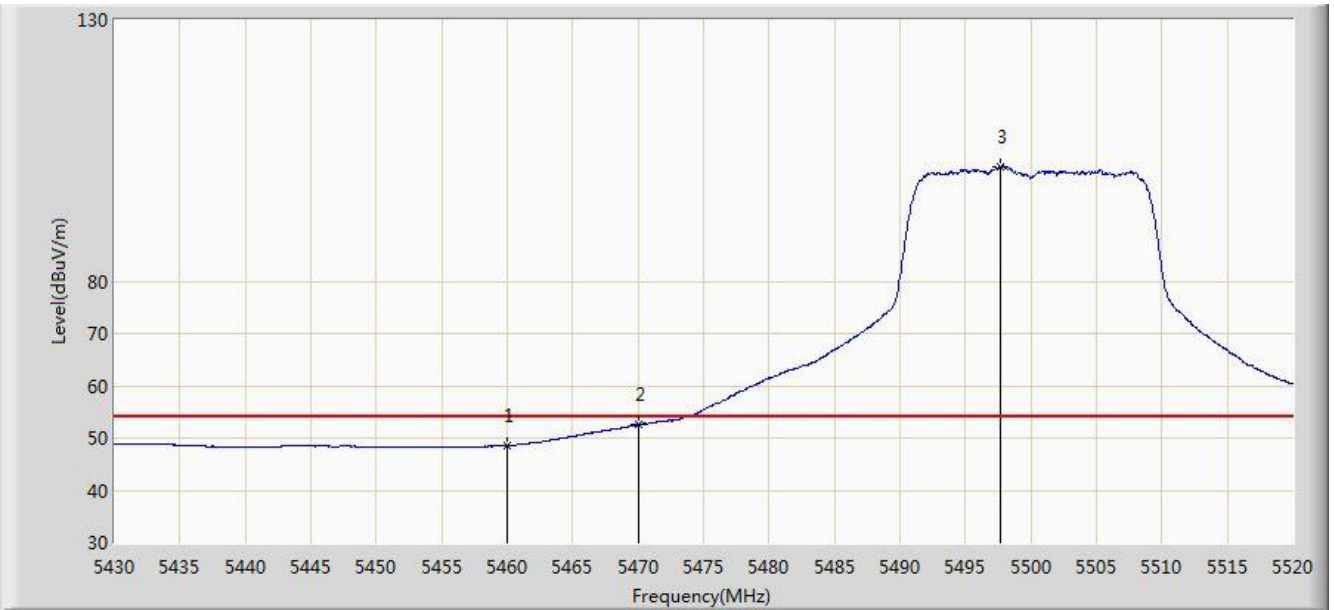


No	Flag	Mark	Frequency (MHz)	Measure Level (dBuV/m)	Reading Level (dBuV)	Margin (dB)	Limit (dBuV/m)	Factor (dB)	Type
1			5448.720	63.120	58.969	-10.880	74.000	4.151	PK
2			5460.000	62.456	58.276	-11.544	74.000	4.180	PK
3			5465.190	68.531	64.339	-5.469	74.000	4.191	PK
4			5470.000	66.880	62.678	-7.120	74.000	4.202	PK
5			5497.725	119.320	115.055	N/A	N/A	4.265	PK

Note: Measure Level (dB μ V/m) = Reading Level (dB μ V) + Factor (dB)

Factor (dB) = Cable Loss (dB) + Antenna Factor (dB/m) - Pre_Amplifier Gain (dB)

Site: AC1	Time: 2017/02/20 - 14:39
Limit: FCC_Part15.209_RE(3m)	Engineer: Kevin Ker
Probe: BBHA9120D_1GHz_18GHz	Polarity: Vertical
EUT: US Wi-Fi AP 2x2 OD ext. antenna	Power: AC 120V/60Hz
Test Mode: Transmit by 802.11ac-VHT20 at Channel 5500MHz Ant 1 + 2	

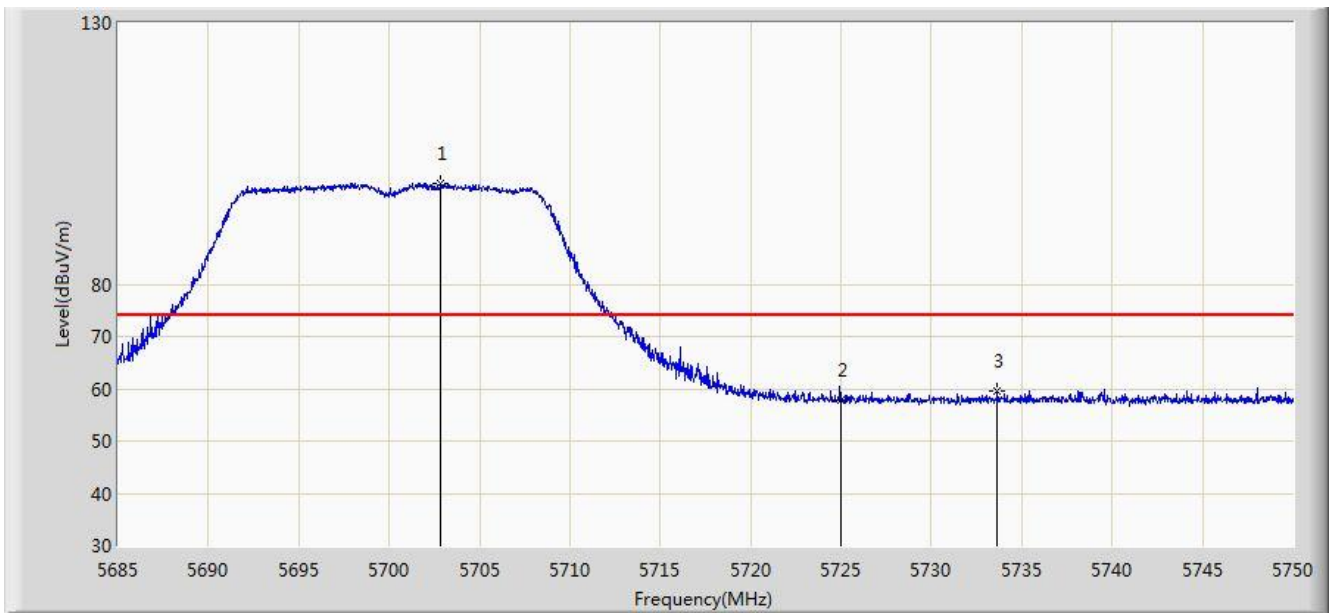


No	Flag	Mark	Frequency (MHz)	Measure Level (dBuV/m)	Reading Level (dBuV)	Margin (dB)	Limit (dBuV/m)	Factor (dB)	Type
1			5460.000	48.536	44.356	-5.464	54.000	4.180	AV
2			5470.000	52.580	48.378	-1.420	54.000	4.202	AV
3			5497.635	101.935	97.670	N/A	N/A	4.265	AV

Note: Measure Level (dB μ V/m) = Reading Level (dB μ V) + Factor (dB)

Factor (dB) = Cable Loss (dB) + Antenna Factor (dB/m) - Pre_Amplifier Gain (dB)

Site: AC1	Time: 2017/02/20 - 14:46
Limit: FCC_Part15.209_RE(3m)	Engineer: Kevin Ker
Probe: BBHA9120D_1GHz_18GHz	Polarity: Horizontal
EUT: US Wi-Fi AP 2x2 OD ext. antenna	Power: AC 120V/60Hz
Test Mode: Transmit by 802.11ac-VHT20 at Channel 5700MHz Ant 1 + 2	

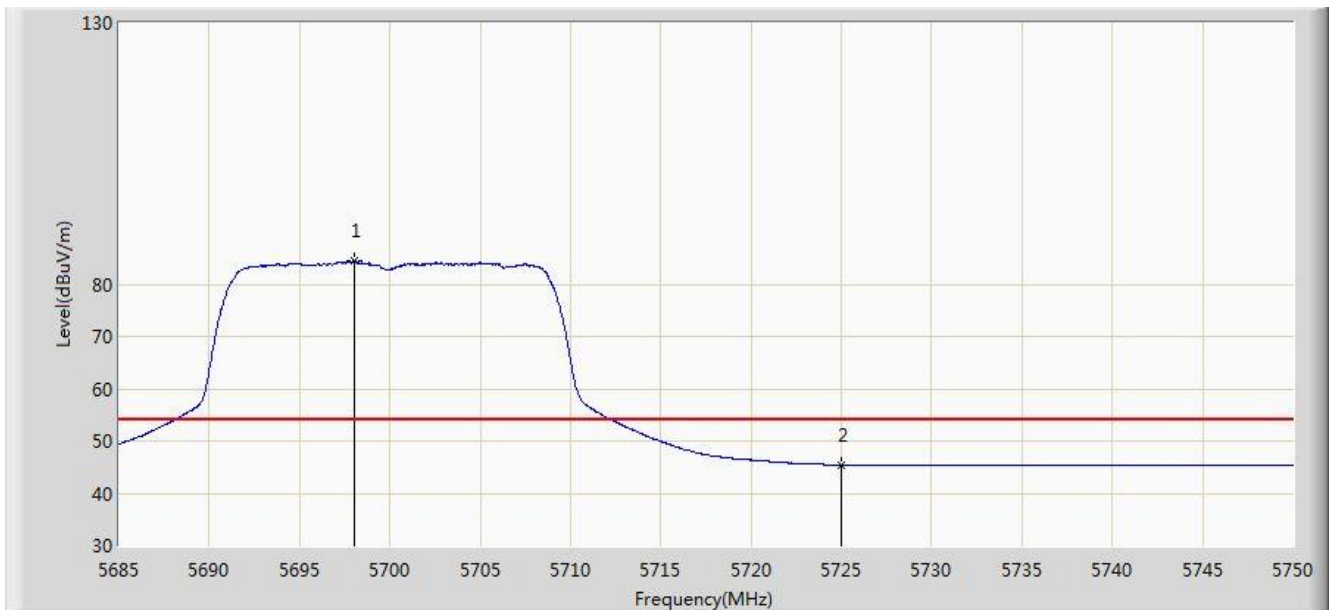


No	Flag	Mark	Frequency (MHz)	Measure Level (dBuV/m)	Reading Level (dBuV)	Margin (dB)	Limit (dBuV/m)	Factor (dB)	Type
1			5702.842	99.261	94.368	N/A	N/A	4.893	PK
2			5725.000	57.944	52.915	-16.056	74.000	5.029	PK
3			5733.620	59.431	54.347	-14.569	74.000	5.084	PK

Note: Measure Level (dB μ V/m) = Reading Level (dB μ V) + Factor (dB)

Factor (dB) = Cable Loss (dB) + Antenna Factor (dB/m) - Pre_Amplifier Gain (dB)

Site: AC1	Time: 2017/02/20 - 14:48
Limit: FCC_Part15.209_RE(3m)	Engineer: Kevin Ker
Probe: BBHA9120D_1GHz_18GHz	Polarity: Horizontal
EUT: US Wi-Fi AP 2x2 OD ext. antenna	Power: AC 120V/60Hz
Test Mode: Transmit by 802.11ac-VHT20 at Channel 5700MHz Ant 1 + 2	

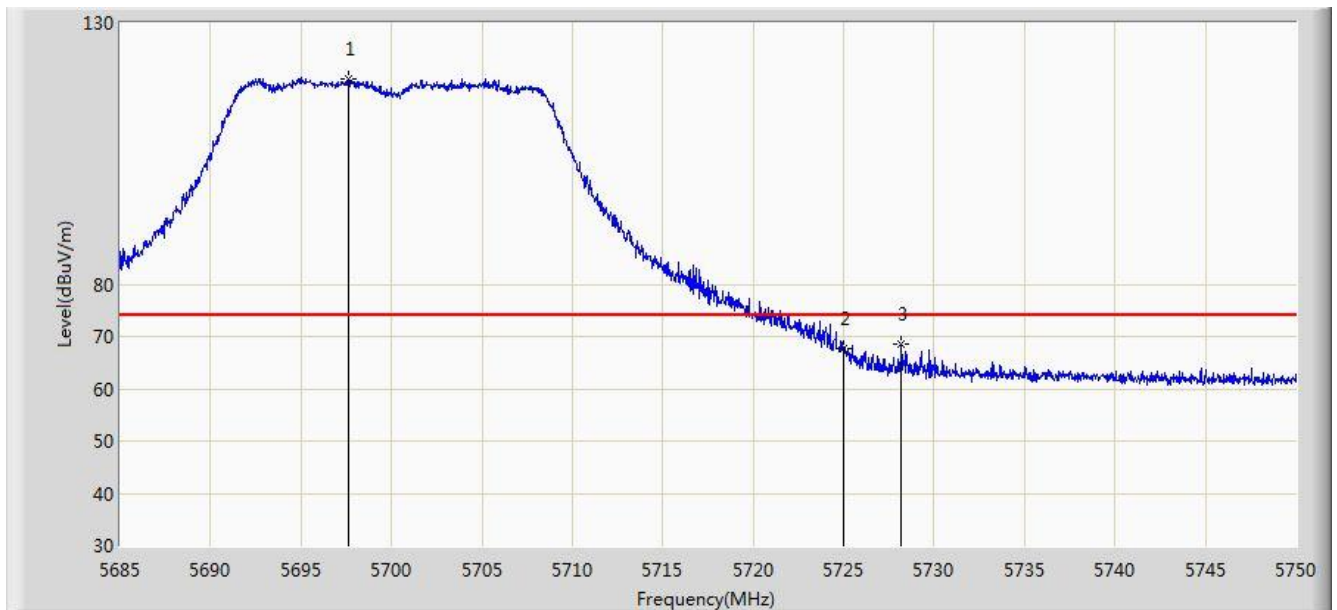


No	Flag	Mark	Frequency (MHz)	Measure Level (dBuV/m)	Reading Level (dBuV)	Margin (dB)	Limit (dBuV/m)	Factor (dB)	Type
1			5698.033	84.356	79.488	N/A	N/A	4.868	AV
2			5725.000	45.410	40.381	-8.590	54.000	5.029	AV

Note: Measure Level (dB μ V/m) = Reading Level (dB μ V) + Factor (dB)

Factor (dB) = Cable Loss (dB) + Antenna Factor (dB/m) - Pre_Amplifier Gain (dB)

Site: AC1	Time: 2017/02/20 - 14:46
Limit: FCC_Part15.209_RE(3m)	Engineer: Kevin Ker
Probe: BBHA9120D_1GHz_18GHz	Polarity: Vertical
EUT: US Wi-Fi AP 2x2 OD ext. antenna	Power: AC 120V/60Hz
Test Mode: Transmit by 802.11ac-VHT20 at Channel 5700MHz Ant 1 + 2	

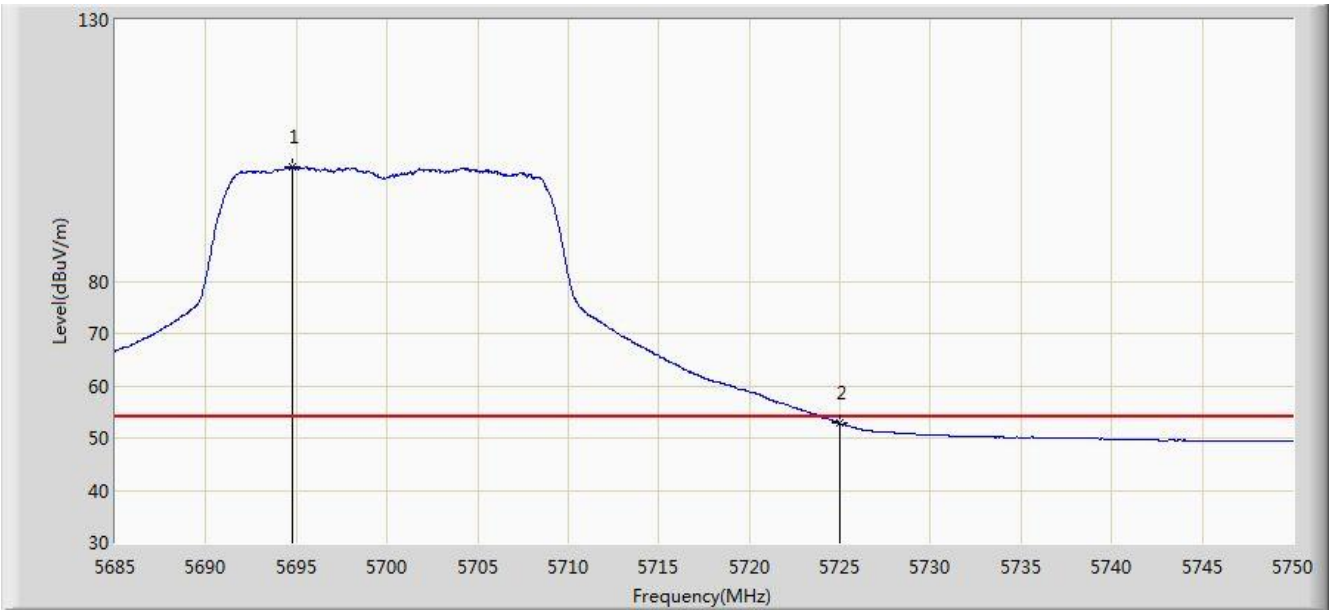


No	Flag	Mark	Frequency (MHz)	Measure Level (dBuV/m)	Reading Level (dBuV)	Margin (dB)	Limit (dBuV/m)	Factor (dB)	Type
1			5697.610	119.367	114.501	N/A	N/A	4.866	PK
2			5725.000	67.591	62.562	-6.409	74.000	5.029	PK
3			5728.192	68.468	63.419	-5.532	74.000	5.049	PK

Note: Measure Level (dB μ V/m) = Reading Level (dB μ V) + Factor (dB)

Factor (dB) = Cable Loss (dB) + Antenna Factor (dB/m) - Pre_Amplifier Gain (dB)

Site: AC1	Time: 2017/02/20 - 14:43
Limit: FCC_Part15.209_RE(3m)	Engineer: Kevin Ker
Probe: BBHA9120D_1GHz_18GHz	Polarity: Vertical
EUT: US Wi-Fi AP 2x2 OD ext. antenna	Power: AC 120V/60Hz
Test Mode: Transmit by 802.11ac-VHT20 at Channel 5700MHz Ant 1 + 2	

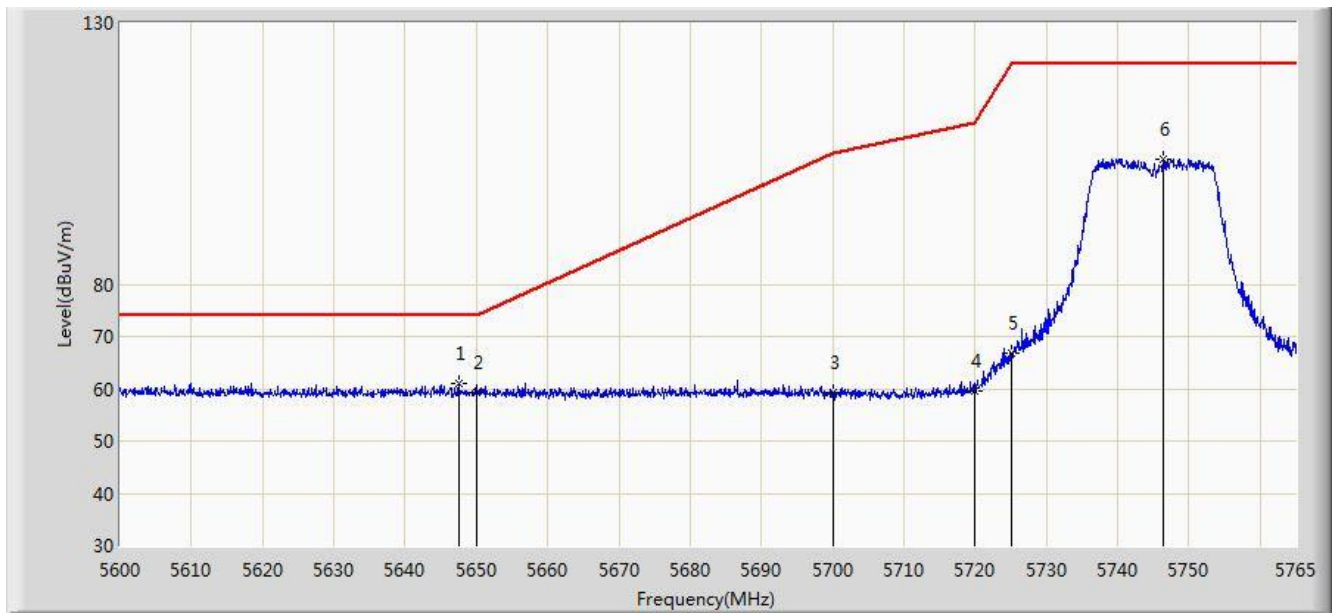


No	Flag	Mark	Frequency (MHz)	Measure Level (dBuV/m)	Reading Level (dBuV)	Margin (dB)	Limit (dBuV/m)	Factor (dB)	Type
1			5694.815	101.906	97.055	N/A	N/A	4.851	AV
2			5725.000	52.779	47.750	-1.221	54.000	5.029	AV

Note: Measure Level (dBμV/m) = Reading Level (dBμV) + Factor (dB)

Factor (dB) = Cable Loss (dB) + Antenna Factor (dB/m) - Pre_Amplifier Gain (dB)

Site: AC1	Time: 2017/02/20 - 14:51
Limit: FCC_Part15.407_RE(3m)	Engineer: Kevin Ker
Probe: BBHA9120D_1GHz_18GHz	Polarity: Horizontal
EUT: US Wi-Fi AP 2x2 OD ext. antenna	Power: AC 120V/60Hz
Test Mode: Transmit by 802.11ac-VHT20 at Channel 5745MHz Ant 1 + 2	

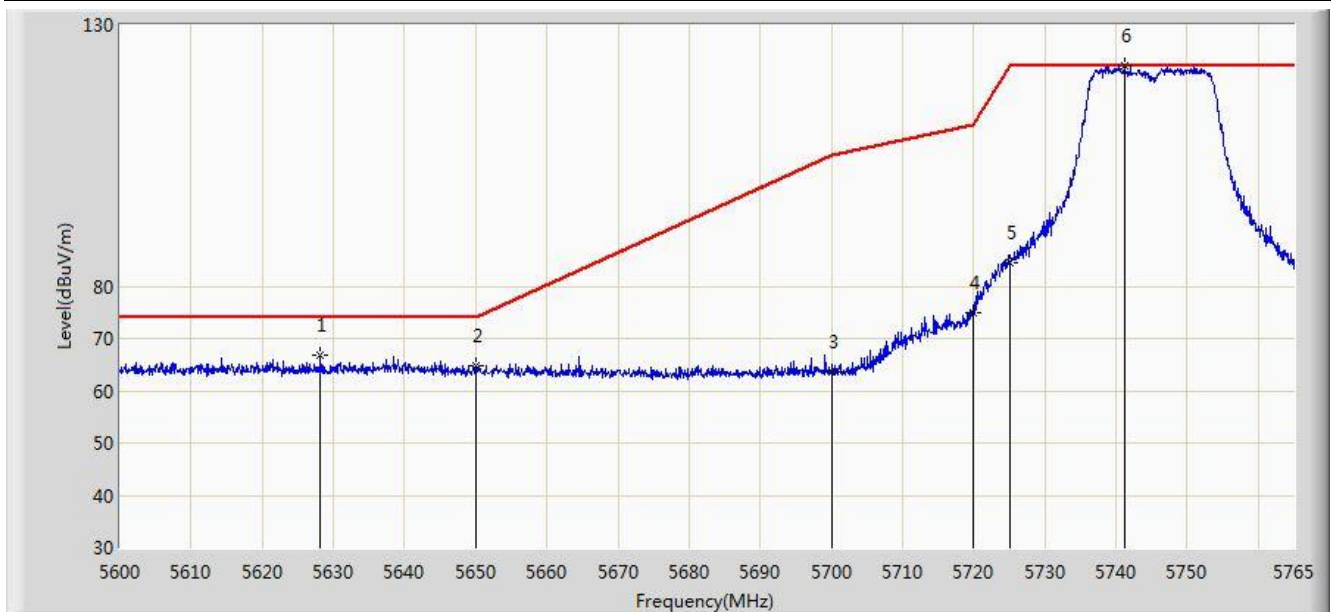


No	Flag	Mark	Frequency (MHz)	Measure Level (dBuV/m)	Reading Level (dBuV)	Margin (dB)	Limit (dBuV/m)	Factor (dB)	Type
1			5647.520	60.878	56.215	-13.122	74.000	4.662	PK
2			5650.000	59.216	54.545	-14.784	74.000	4.671	PK
3			5700.000	59.276	54.398	-45.924	105.200	4.878	PK
4			5720.000	59.591	54.594	-51.209	110.800	4.997	PK
5			5725.000	66.811	61.782	-55.389	122.200	5.029	PK
6			5746.355	103.979	98.816	N/A	N/A	5.163	PK

Note: Measure Level (dBuV/m) = Reading Level (dBuV) + Factor (dB)

Factor (dB) = Cable Loss (dB) + Antenna Factor (dB/m) - Pre_Amplifier Gain (dB)

Site: AC1	Time: 2017/02/20 - 14:49
Limit: FCC_Part15.407_RE(3m)	Engineer: Kevin Ker
Probe: BBHA9120D_1GHz_18GHz	Polarity: Vertical
EUT: US Wi-Fi AP 2x2 OD ext. antenna	Power: AC 120V/60Hz
Test Mode: Transmit by 802.11ac-VHT20 at Channel 5745MHz Ant 1 + 2	

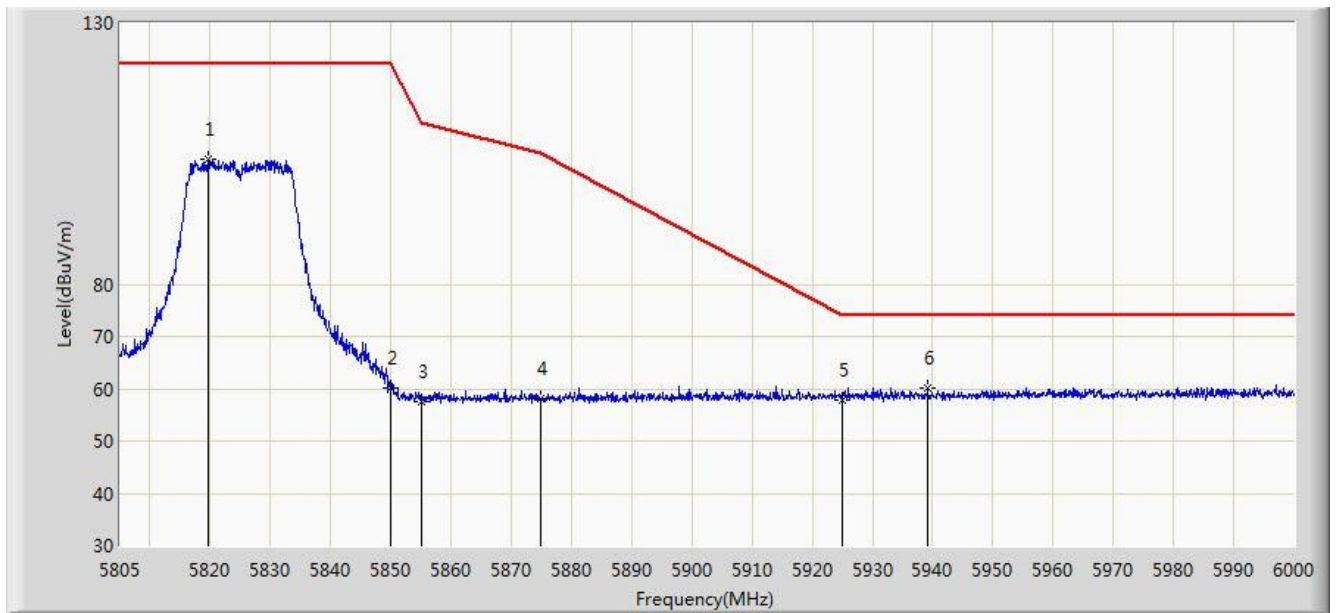


No	Flag	Mark	Frequency (MHz)	Measure Level (dBuV/m)	Reading Level (dBuV)	Margin (dB)	Limit (dBuV/m)	Factor (dB)	Type
1			5628.215	66.805	62.201	-7.195	74.000	4.604	PK
2			5650.000	64.674	60.003	-9.326	74.000	4.671	PK
3			5700.000	63.739	58.861	-41.461	105.200	4.878	PK
4			5720.000	75.028	70.031	-35.772	110.800	4.997	PK
5			5725.000	84.552	79.523	-37.648	122.200	5.029	PK
6			5741.158	122.242	117.110	N/A	N/A	5.132	PK

Note: Measure Level (dBuV/m) = Reading Level (dBuV) + Factor (dB)

Factor (dB) = Cable Loss (dB) + Antenna Factor (dB/m) - Pre_Amplifier Gain (dB)

Site: AC1	Time: 2017/02/20 - 14:54
Limit: FCC_Part15.407_RE(3m)	Engineer: Kevin Ker
Probe: BBHA9120D_1GHz_18GHz	Polarity: Horizontal
EUT: US Wi-Fi AP 2x2 OD ext. antenna	Power: AC 120V/60Hz
Test Mode: Transmit by 802.11ac-VHT20 at Channel 5825MHz Ant 1 + 2	

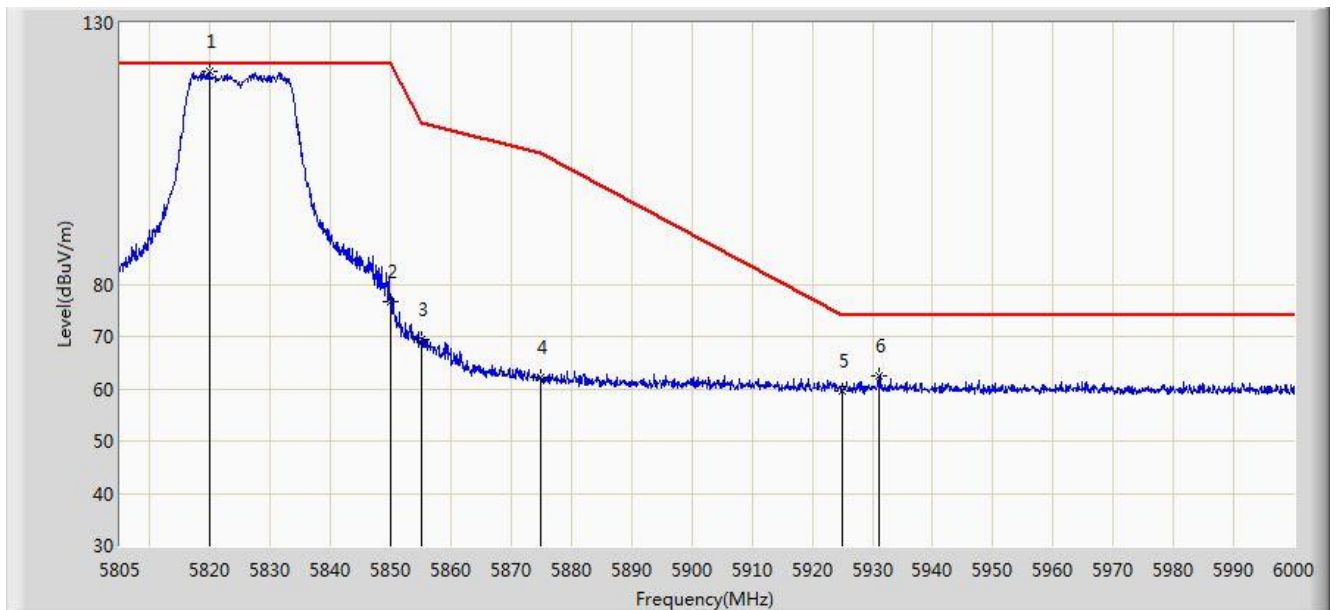


No	Flag	Mark	Frequency (MHz)	Measure Level (dBuV/m)	Reading Level (dBuV)	Margin (dB)	Limit (dBuV/m)	Factor (dB)	Type
1			5819.625	103.972	98.415	N/A	N/A	5.556	PK
2			5850.000	60.083	54.357	-62.117	122.200	5.726	PK
3			5855.000	57.679	51.933	-53.121	110.800	5.746	PK
4			5875.000	58.072	52.252	-47.128	105.200	5.820	PK
5			5925.000	57.830	51.864	-16.170	74.000	5.967	PK
6			5939.160	60.244	54.242	-13.756	74.000	6.002	PK

Note: Measure Level (dBuV/m) = Reading Level (dBuV) + Factor (dB)

Factor (dB) = Cable Loss (dB) + Antenna Factor (dB/m) - Pre_Amplifier Gain (dB)

Site: AC1	Time: 2017/02/20 - 14:53
Limit: FCC_Part15.407_RE(3m)	Engineer: Kevin Ker
Probe: BBHA9120D_1GHz_18GHz	Polarity: Vertical
EUT: US Wi-Fi AP 2x2 OD ext. antenna	Power: AC 120V/60Hz
Test Mode: Transmit by 802.11ac-VHT20 at Channel 5825MHz Ant 1 + 2	

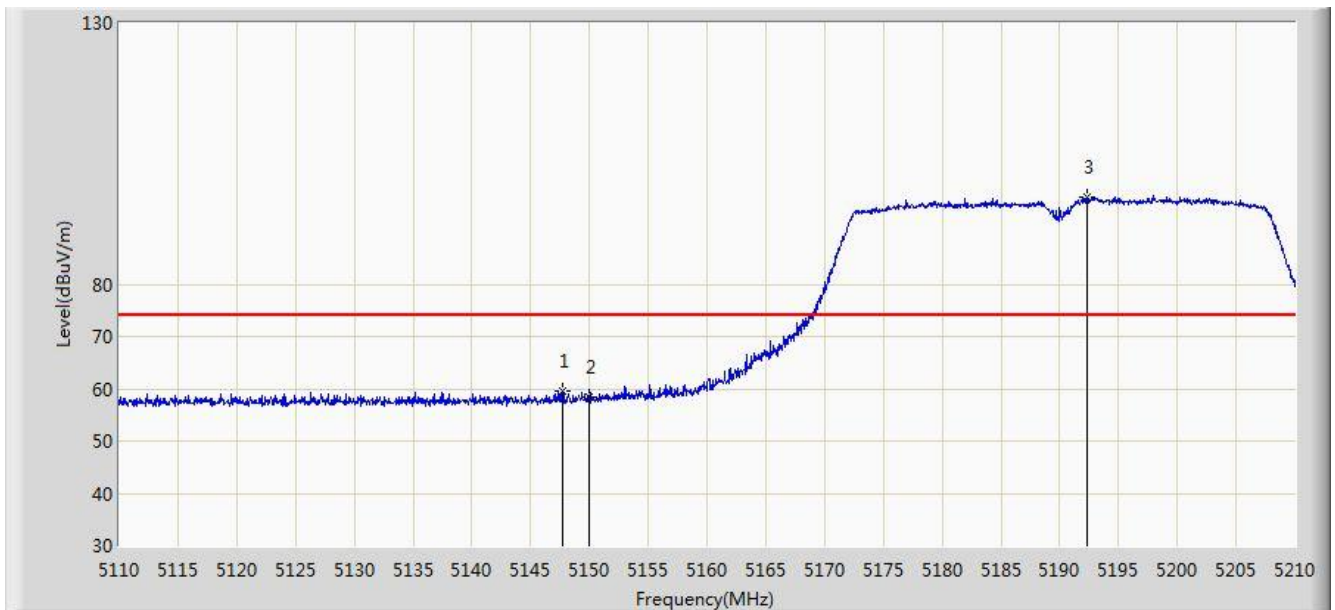


No	Flag	Mark	Frequency (MHz)	Measure Level (dBuV/m)	Reading Level (dBuV)	Margin (dB)	Limit (dBuV/m)	Factor (dB)	Type
1			5819.917	120.826	115.268	N/A	N/A	5.558	PK
2			5850.000	76.659	70.933	-45.541	122.200	5.726	PK
3			5855.000	69.483	63.737	-41.317	110.800	5.746	PK
4			5875.000	62.080	56.260	-43.120	105.200	5.820	PK
5			5925.000	59.666	53.700	-14.334	74.000	5.967	PK
6			5930.970	62.569	56.588	-11.431	74.000	5.981	PK

Note: Measure Level (dBuV/m) = Reading Level (dBuV) + Factor (dB)

Factor (dB) = Cable Loss (dB) + Antenna Factor (dB/m) - Pre_Amplifier Gain (dB)

Site: AC1	Time: 2017/02/20 - 15:00
Limit: FCC_Part15.209_RE(3m)	Engineer: Kevin Ker
Probe: BBHA9120D_1GHz_18GHz	Polarity: Horizontal
EUT: US Wi-Fi AP 2x2 OD ext. antenna	Power: AC 120V/60Hz
Test Mode: Transmit by 802.11ac-VHT40 at Channel 5180MHz Ant 1 + 2	

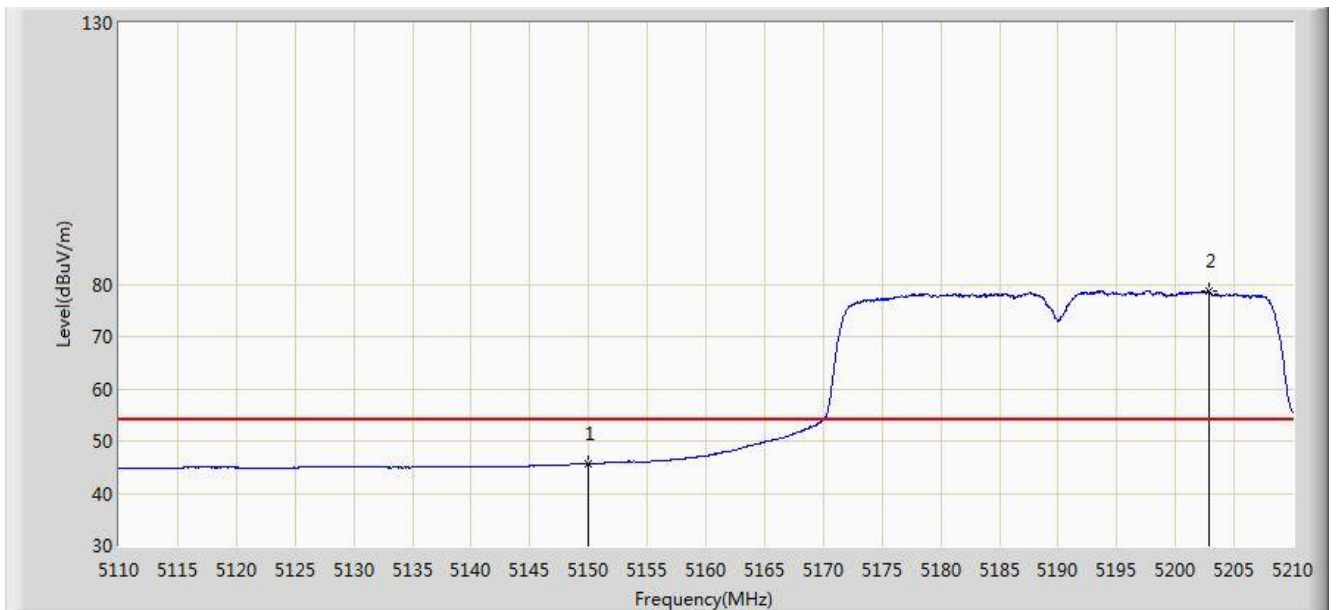


No	Flag	Mark	Frequency (MHz)	Measure Level (dBuV/m)	Reading Level (dBuV)	Margin (dB)	Limit (dBuV/m)	Factor (dB)	Type
1			5147.700	59.543	55.367	-14.457	74.000	4.176	PK
2			5150.000	58.419	54.250	-15.581	74.000	4.170	PK
3			5192.300	96.736	92.711	N/A	N/A	4.025	PK

Note: Measure Level (dB μ V/m) = Reading Level (dB μ V) + Factor (dB)

Factor (dB) = Cable Loss (dB) + Antenna Factor (dB/m) - Pre_Amplifier Gain (dB)

Site: AC1	Time: 2017/02/20 - 15:01
Limit: FCC_Part15.209_RE(3m)	Engineer: Kevin Ker
Probe: BBHA9120D_1GHz_18GHz	Polarity: Horizontal
EUT: US Wi-Fi AP 2x2 OD ext. antenna	Power: AC 120V/60Hz
Test Mode: Transmit by 802.11ac-VHT40 at Channel 5180MHz Ant 1 + 2	

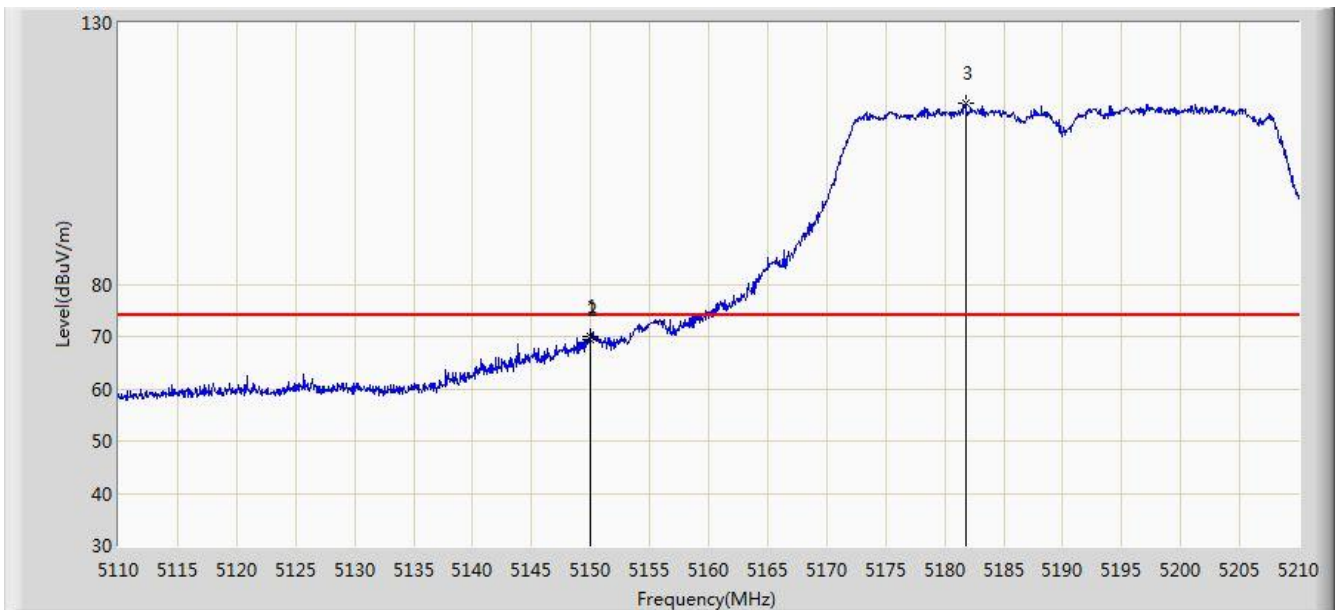


No	Flag	Mark	Frequency (MHz)	Measure Level (dBuV/m)	Reading Level (dBuV)	Margin (dB)	Limit (dBuV/m)	Factor (dB)	Type
1			5150.000	45.673	41.504	-8.327	54.000	4.170	AV
2			5202.800	78.630	74.640	N/A	N/A	3.991	AV

Note: Measure Level (dB μ V/m) = Reading Level (dB μ V) + Factor (dB)

Factor (dB) = Cable Loss (dB) + Antenna Factor (dB/m) - Pre_Amplifier Gain (dB)

Site: AC1	Time: 2017/02/20 - 14:59
Limit: FCC_Part15.209_RE(3m)	Engineer: Kevin Ker
Probe: BBHA9120D_1GHz_18GHz	Polarity: Vertical
EUT: US Wi-Fi AP 2x2 OD ext. antenna	Power: AC 120V/60Hz
Test Mode: Transmit by 802.11ac-VHT40 at Channel 5180MHz Ant 1 + 2	

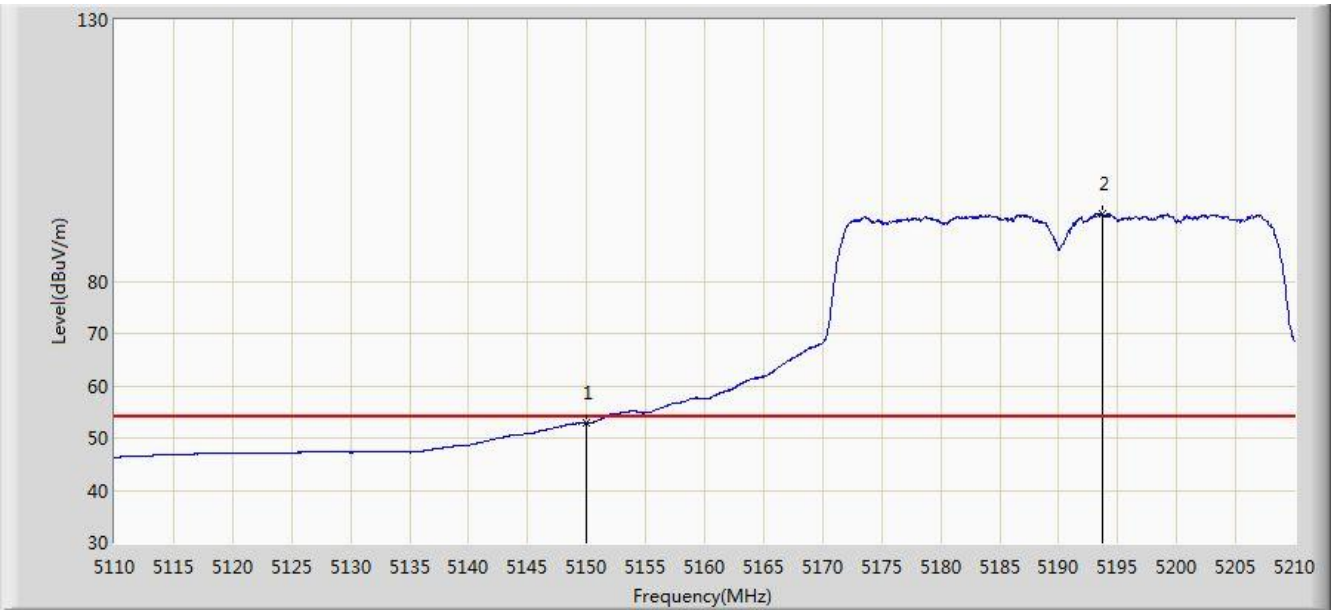


No	Flag	Mark	Frequency (MHz)	Measure Level (dBuV/m)	Reading Level (dBuV)	Margin (dB)	Limit (dBuV/m)	Factor (dB)	Type
1			5149.950	70.131	65.962	-3.869	74.000	4.170	PK
2			5150.000	69.502	65.333	-4.498	74.000	4.170	PK
3			5181.800	114.562	110.500	N/A	N/A	4.063	PK

Note: Measure Level (dB μ V/m) = Reading Level (dB μ V) + Factor (dB)

Factor (dB) = Cable Loss (dB) + Antenna Factor (dB/m) - Pre_Amplifier Gain (dB)

Site: AC1	Time: 2017/02/20 - 14:57
Limit: FCC_Part15.209_RE(3m)	Engineer: Kevin Ker
Probe: BBHA9120D_1GHz_18GHz	Polarity: Vertical
EUT: US Wi-Fi AP 2x2 OD ext. antenna	Power: AC 120V/60Hz
Test Mode: Transmit by 802.11ac-VHT40 at Channel 5180MHz Ant 1 + 2	

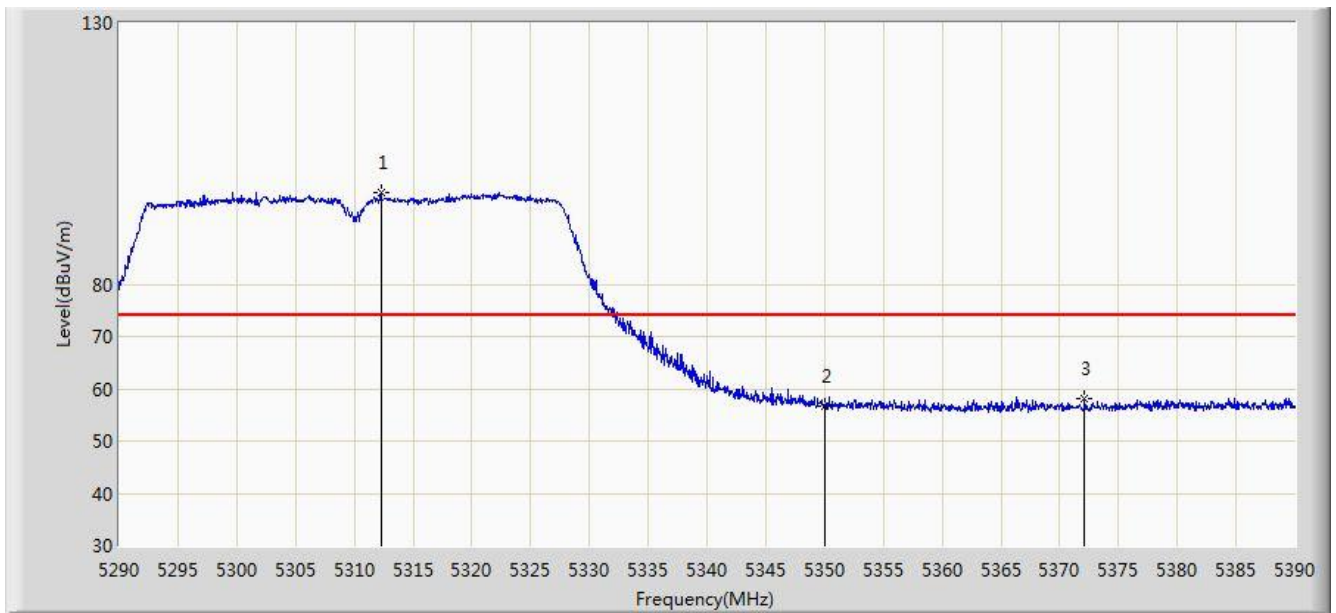


No	Flag	Mark	Frequency (MHz)	Measure Level (dBuV/m)	Reading Level (dBuV)	Margin (dB)	Limit (dBuV/m)	Factor (dB)	Type
1			5150.000	52.893	48.724	-1.107	54.000	4.170	AV
2			5193.650	92.917	88.897	N/A	N/A	4.020	AV

Note: Measure Level (dB μ V/m) = Reading Level (dB μ V) + Factor (dB)

Factor (dB) = Cable Loss (dB) + Antenna Factor (dB/m) - Pre_Amplifier Gain (dB)

Site: AC1	Time: 2017/02/20 - 15:07
Limit: FCC_Part15.209_RE(3m)	Engineer: Kevin Ker
Probe: BBHA9120D_1GHz_18GHz	Polarity: Horizontal
EUT: US Wi-Fi AP 2x2 OD ext. antenna	Power: AC 120V/60Hz
Test Mode: Transmit by 802.11ac-VHT40 at Channel 5310MHz Ant 1 + 2	

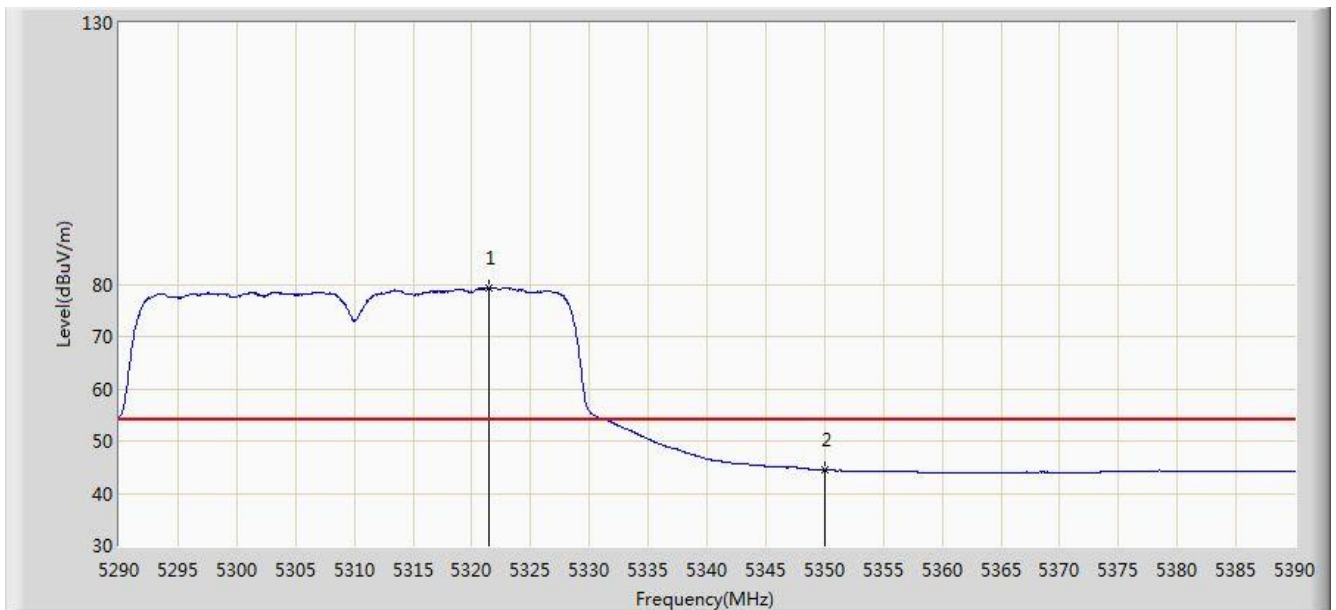


No	Flag	Mark	Frequency (MHz)	Measure Level (dBuV/m)	Reading Level (dBuV)	Margin (dB)	Limit (dBuV/m)	Factor (dB)	Type
1			5312.250	97.619	93.785	N/A	N/A	3.834	PK
2			5350.000	56.563	52.658	-17.437	74.000	3.904	PK
3			5372.100	58.204	54.259	-15.796	74.000	3.945	PK

Note: Measure Level (dB μ V/m) = Reading Level (dB μ V) + Factor (dB)

Factor (dB) = Cable Loss (dB) + Antenna Factor (dB/m) - Pre_Amplifier Gain (dB)

Site: AC1	Time: 2017/02/20 - 15:08
Limit: FCC_Part15.209_RE(3m)	Engineer: Kevin Ker
Probe: BBHA9120D_1GHz_18GHz	Polarity: Horizontal
EUT: US Wi-Fi AP 2x2 OD ext. antenna	Power: AC 120V/60Hz
Test Mode: Transmit by 802.11ac-VHT40 at Channel 5310MHz Ant 1 + 2	

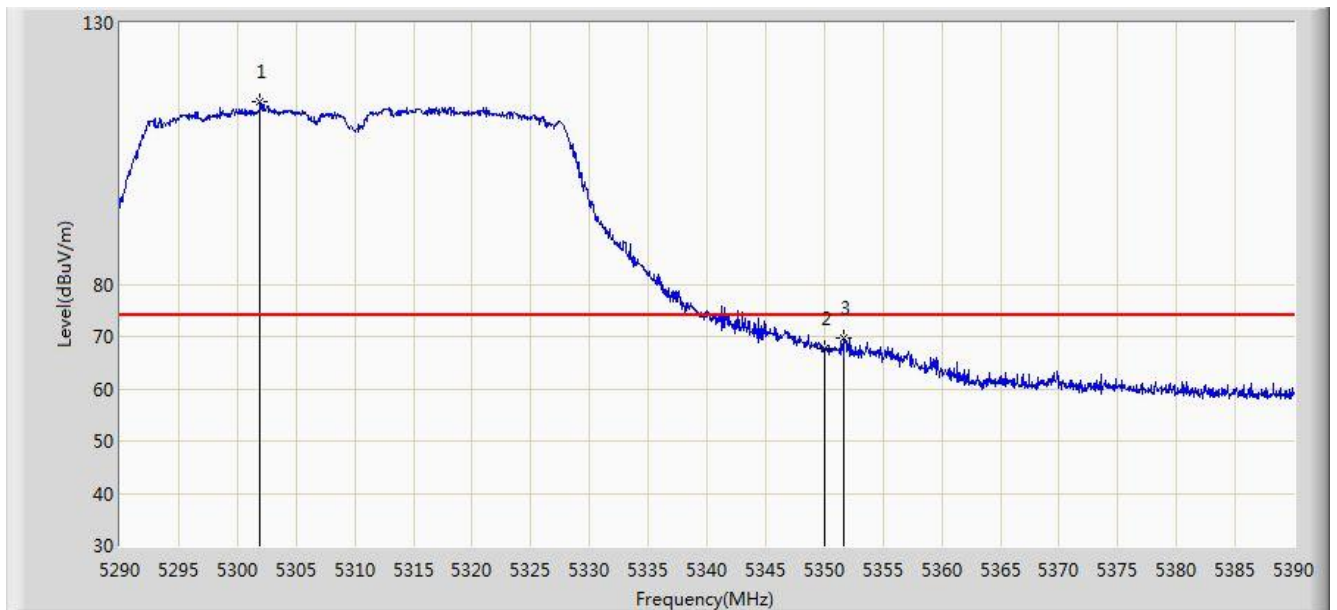


No	Flag	Mark	Frequency (MHz)	Measure Level (dBuV/m)	Reading Level (dBuV)	Margin (dB)	Limit (dBuV/m)	Factor (dB)	Type
1			5321.500	79.323	75.472	N/A	N/A	3.851	AV
2			5350.000	44.446	40.541	-9.554	54.000	3.904	AV

Note: Measure Level (dB μ V/m) = Reading Level (dB μ V) + Factor (dB)

Factor (dB) = Cable Loss (dB) + Antenna Factor (dB/m) - Pre_Amplifier Gain (dB)

Site: AC1	Time: 2017/02/20 - 15:06
Limit: FCC_Part15.209_RE(3m)	Engineer: Kevin Ker
Probe: BBHA9120D_1GHz_18GHz	Polarity: Vertical
EUT: US Wi-Fi AP 2x2 OD ext. antenna	Power: AC 120V/60Hz
Test Mode: Transmit by 802.11ac-VHT40 at Channel 5310MHz Ant 1 + 2	

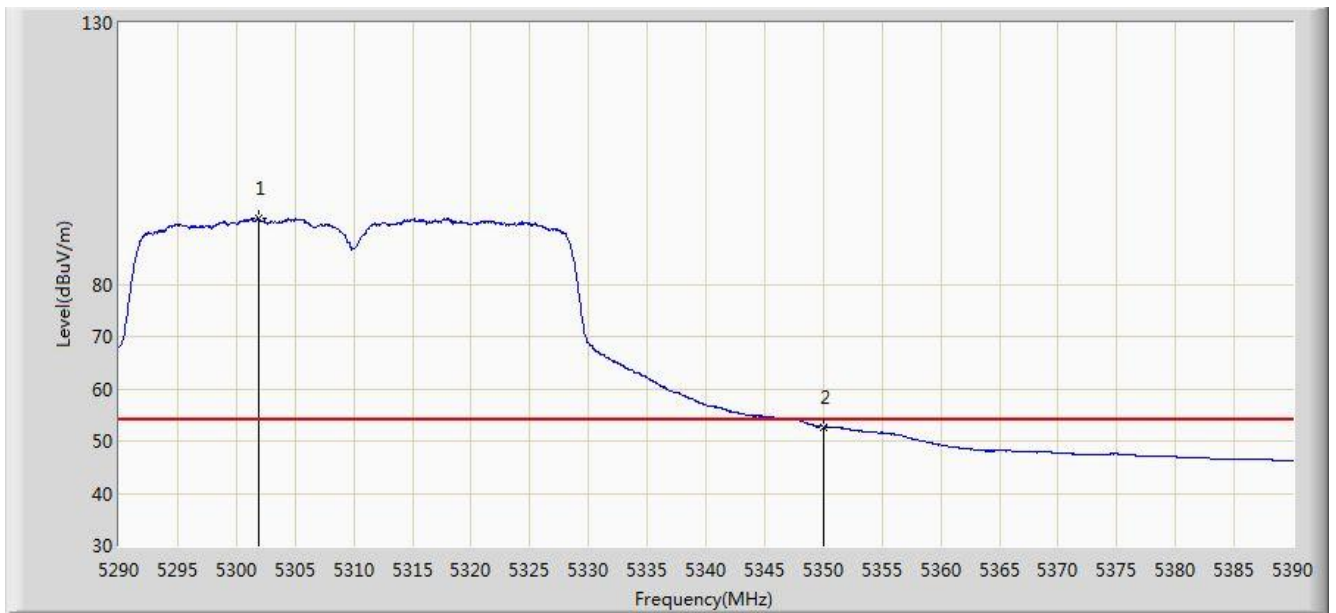


No	Flag	Mark	Frequency (MHz)	Measure Level (dBuV/m)	Reading Level (dBuV)	Margin (dB)	Limit (dBuV/m)	Factor (dB)	Type
1			5301.900	114.790	110.976	N/A	N/A	3.815	PK
2			5350.000	67.674	63.769	-6.326	74.000	3.904	PK
3			5351.650	69.803	65.895	-4.197	74.000	3.908	PK

Note: Measure Level (dB μ V/m) = Reading Level (dB μ V) + Factor (dB)

Factor (dB) = Cable Loss (dB) + Antenna Factor (dB/m) - Pre_Amplifier Gain (dB)

Site: AC1	Time: 2017/02/20 - 15:03
Limit: FCC_Part15.209_RE(3m)	Engineer: Kevin Ker
Probe: BBHA9120D_1GHz_18GHz	Polarity: Vertical
EUT: US Wi-Fi AP 2x2 OD ext. antenna	Power: AC 120V/60Hz
Test Mode: Transmit by 802.11ac-VHT40 at Channel 5310MHz Ant 1 + 2	

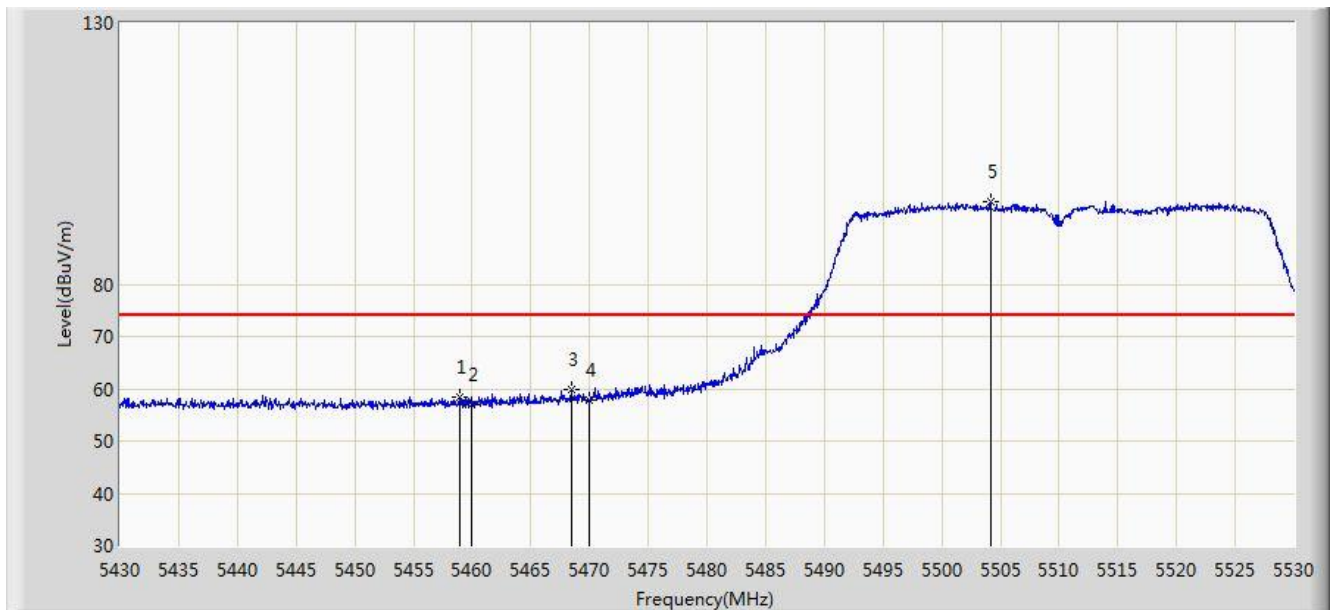


No	Flag	Mark	Frequency (MHz)	Measure Level (dBuV/m)	Reading Level (dBuV)	Margin (dB)	Limit (dBuV/m)	Factor (dB)	Type
1			5301.850	92.577	88.763	N/A	N/A	3.815	AV
2			5350.000	52.739	48.834	-1.261	54.000	3.904	AV

Note: Measure Level (dB μ V/m) = Reading Level (dB μ V) + Factor (dB)

Factor (dB) = Cable Loss (dB) + Antenna Factor (dB/m) - Pre_Amplifier Gain (dB)

Site: AC1	Time: 2017/02/20 - 15:15
Limit: FCC_Part15.209_RE(3m)	Engineer: Kevin Ker
Probe: BBHA9120D_1GHz_18GHz	Polarity: Horizontal
EUT: US Wi-Fi AP 2x2 OD ext. antenna	Power: AC 120V/60Hz
Test Mode: Transmit by 802.11ac-VHT40 at Channel 5510MHz Ant 1 + 2	

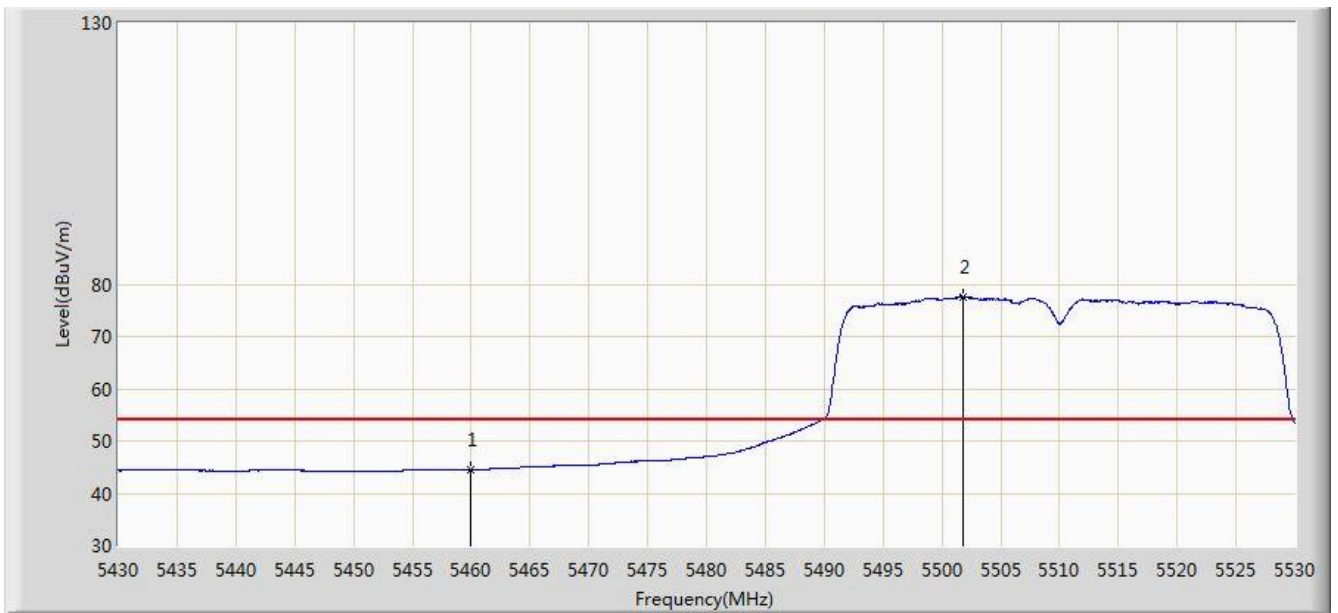


No	Flag	Mark	Frequency (MHz)	Measure Level (dBuV/m)	Reading Level (dBuV)	Margin (dB)	Limit (dBuV/m)	Factor (dB)	Type
1			5458.900	58.531	54.353	-15.469	74.000	4.178	PK
2			5460.000	56.955	52.775	-17.045	74.000	4.180	PK
3			5468.450	59.928	55.729	-14.072	74.000	4.198	PK
4			5470.000	57.840	53.638	-16.160	74.000	4.202	PK
5			5504.150	95.896	91.612	N/A	N/A	4.284	PK

Note: Measure Level (dB μ V/m) = Reading Level (dB μ V) + Factor (dB)

Factor (dB) = Cable Loss (dB) + Antenna Factor (dB/m) - Pre_Amplifier Gain (dB)

Site: AC1	Time: 2017/02/20 - 15:16
Limit: FCC_Part15.209_RE(3m)	Engineer: Kevin Ker
Probe: BBHA9120D_1GHz-18GHz	Polarity: Horizontal
EUT: US Wi-Fi AP 2x2 OD ext. antenna	Power: AC 120V/60Hz
Test Mode: Transmit by 802.11ac-VHT40 at Channel 5510MHz Ant 1 + 2	

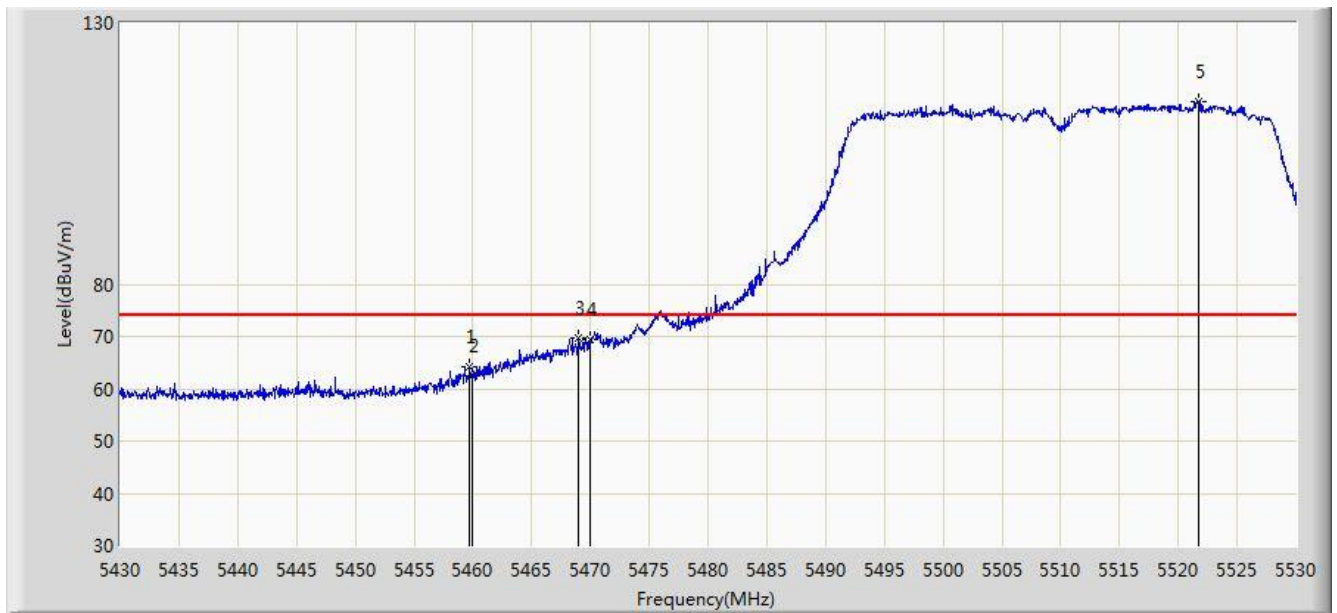


No	Flag	Mark	Frequency (MHz)	Measure Level (dBuV/m)	Reading Level (dBuV)	Margin (dB)	Limit (dBuV/m)	Factor (dB)	Type
1			5460.000	44.553	41.360	-9.447	54.000	3.194	AV
2			5501.750	77.622	74.525	N/A	N/A	3.097	AV

Note: Measure Level (dB μ V/m) = Reading Level (dB μ V) + Factor (dB)

Factor (dB) = Cable Loss (dB) + Antenna Factor (dB/m) - Pre_Amplifier Gain (dB)

Site: AC1	Time: 2017/02/20 - 15:13
Limit: FCC_Part15.209_RE(3m)	Engineer: Kevin Ker
Probe: BBHA9120D_1GHz_18GHz	Polarity: Vertical
EUT: US Wi-Fi AP 2x2 OD ext. antenna	Power: AC 120V/60Hz
Test Mode: Transmit by 802.11ac-VHT40 at Channel 5510MHz Ant 1 + 2	

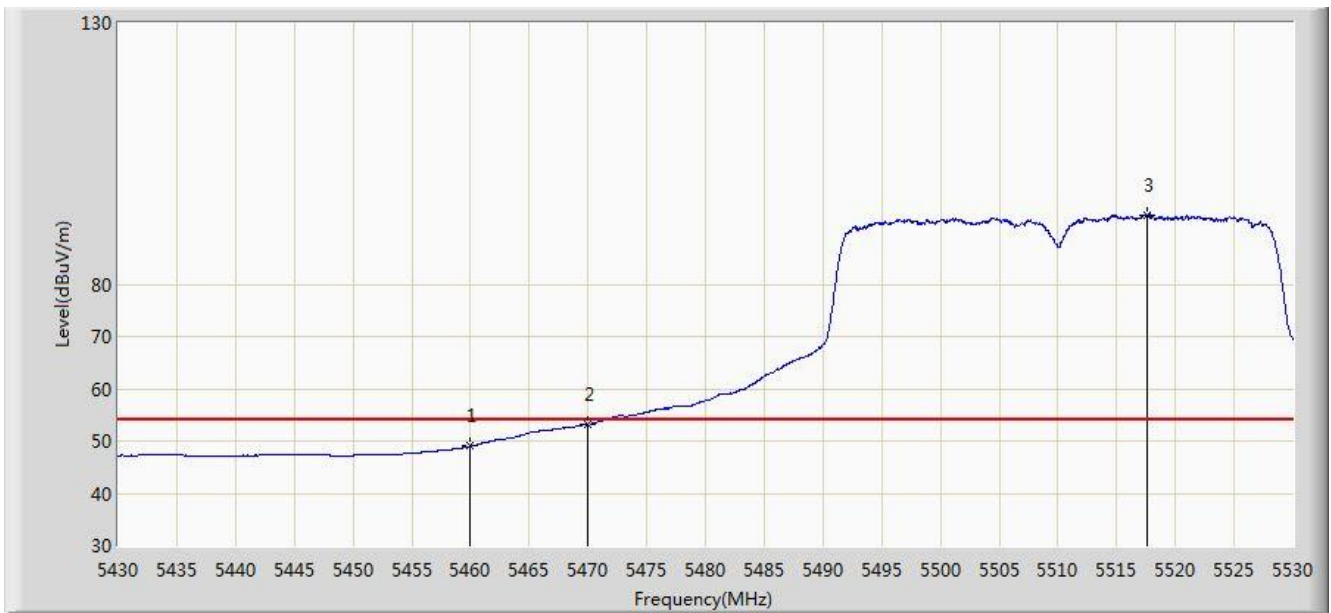


No	Flag	Mark	Frequency (MHz)	Measure Level (dBuV/m)	Reading Level (dBuV)	Margin (dB)	Limit (dBuV/m)	Factor (dB)	Type
1			5459.750	64.144	59.964	-9.856	74.000	4.180	PK
2			5460.000	62.321	58.141	-11.679	74.000	4.180	PK
3			5468.950	69.662	65.462	-4.338	74.000	4.200	PK
4			5470.000	69.306	65.104	-4.694	74.000	4.202	PK
5			5521.750	114.999	110.663	N/A	N/A	4.336	PK

Note: Measure Level (dB μ V/m) = Reading Level (dB μ V) + Factor (dB)

Factor (dB) = Cable Loss (dB) + Antenna Factor (dB/m) - Pre_Amplifier Gain (dB)

Site: AC1	Time: 2017/02/20 - 15:12
Limit: FCC_Part15.209_RE(3m)	Engineer: Kevin Ker
Probe: BBHA9120D_1GHz_18GHz	Polarity: Vertical
EUT: US Wi-Fi AP 2x2 OD ext. antenna	Power: AC 120V/60Hz
Test Mode: Transmit by 802.11ac-VHT40 at Channel 5510MHz Ant 1 + 2	

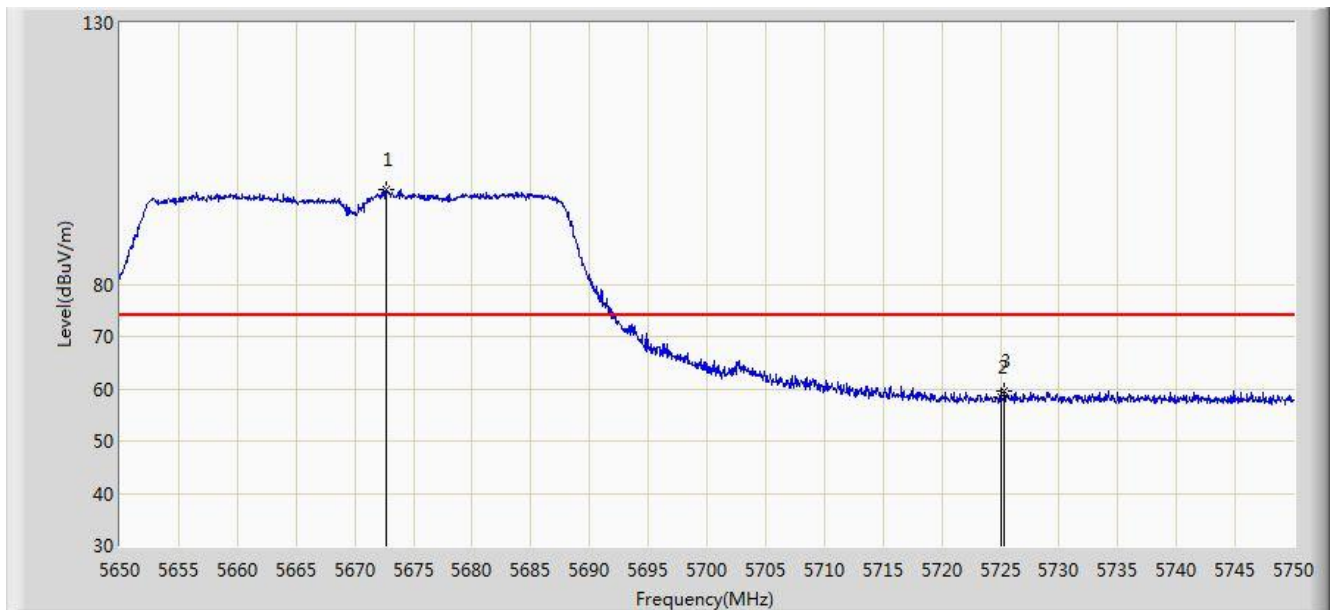


No	Flag	Mark	Frequency (MHz)	Measure Level (dBuV/m)	Reading Level (dBuV)	Margin (dB)	Limit (dBuV/m)	Factor (dB)	Type
1			5460.000	49.065	44.885	-4.935	54.000	4.180	AV
2			5470.000	53.320	49.118	-0.680	54.000	4.202	AV
3			5517.650	93.255	88.931	N/A	N/A	4.324	AV

Note: Measure Level (dB μ V/m) = Reading Level (dB μ V) + Factor (dB)

Factor (dB) = Cable Loss (dB) + Antenna Factor (dB/m) - Pre_Amplifier Gain (dB)

Site: AC1	Time: 2017/02/20 - 15:25
Limit: FCC_Part15.209_RE(3m)	Engineer: Kevin Ker
Probe: BBHA9120D_1GHz_18GHz	Polarity: Horizontal
EUT: US Wi-Fi AP 2x2 OD ext. antenna	Power: AC 120V/60Hz
Test Mode: Transmit by 802.11ac-VHT40 at Channel 5670MHz Ant 1 + 2	

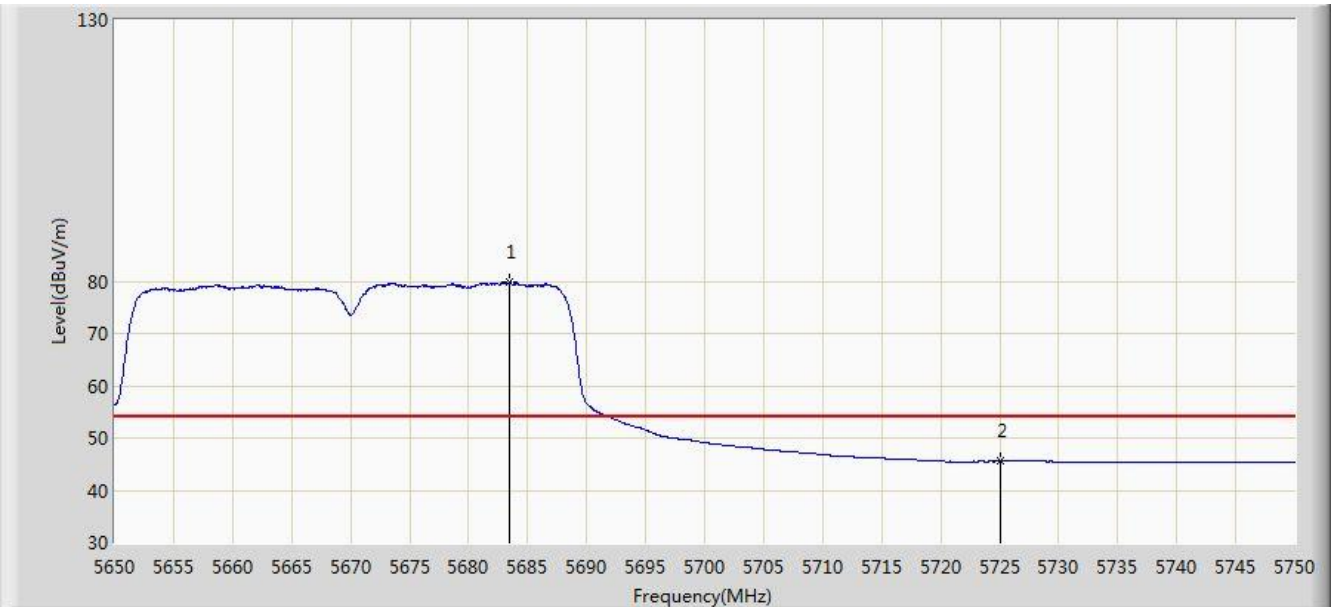


No	Flag	Mark	Frequency (MHz)	Measure Level (dBuV/m)	Reading Level (dBuV)	Margin (dB)	Limit (dBuV/m)	Factor (dB)	Type
1			5672.700	98.223	93.465	N/A	N/A	4.757	PK
2			5725.000	58.466	53.437	-15.534	74.000	5.029	PK
3			5725.350	59.580	54.549	-14.420	74.000	5.032	PK

Note: Measure Level (dB μ V/m) = Reading Level (dB μ V) + Factor (dB)

Factor (dB) = Cable Loss (dB) + Antenna Factor (dB/m) - Pre_Amplifier Gain (dB)

Site: AC1	Time: 2017/02/20 - 15:26
Limit: FCC_Part15.209_RE(3m)	Engineer: Kevin Ker
Probe: BBHA9120D_1GHz_18GHz	Polarity: Horizontal
EUT: US Wi-Fi AP 2x2 OD ext. antenna	Power: AC 120V/60Hz
Test Mode: Transmit by 802.11ac-VHT40 at Channel 5670MHz Ant 1 + 2	

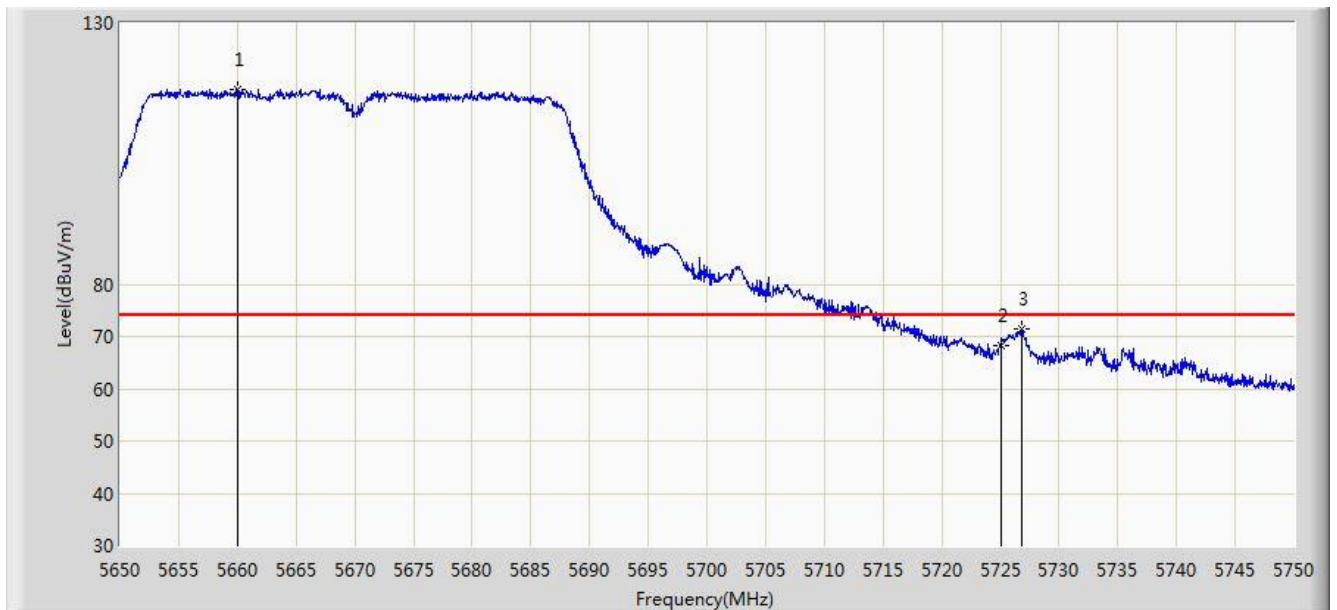


No	Flag	Mark	Frequency (MHz)	Measure Level (dBuV/m)	Reading Level (dBuV)	Margin (dB)	Limit (dBuV/m)	Factor (dB)	Type
1			5683.500	79.864	75.063	N/A	N/A	4.802	AV
2			5725.000	45.513	40.484	-8.487	54.000	5.029	AV

Note: Measure Level (dB μ V/m) = Reading Level (dB μ V) + Factor (dB)

Factor (dB) = Cable Loss (dB) + Antenna Factor (dB/m) - Pre_Amplifier Gain (dB)

Site: AC1	Time: 2017/02/20 - 15:24
Limit: FCC_Part15.209_RE(3m)	Engineer: Kevin Ker
Probe: BBHA9120D_1GHz_18GHz	Polarity: Vertical
EUT: US Wi-Fi AP 2x2 OD ext. antenna	Power: AC 120V/60Hz
Test Mode: Transmit by 802.11ac-VHT40 at Channel 5670MHz Ant 1 + 2	

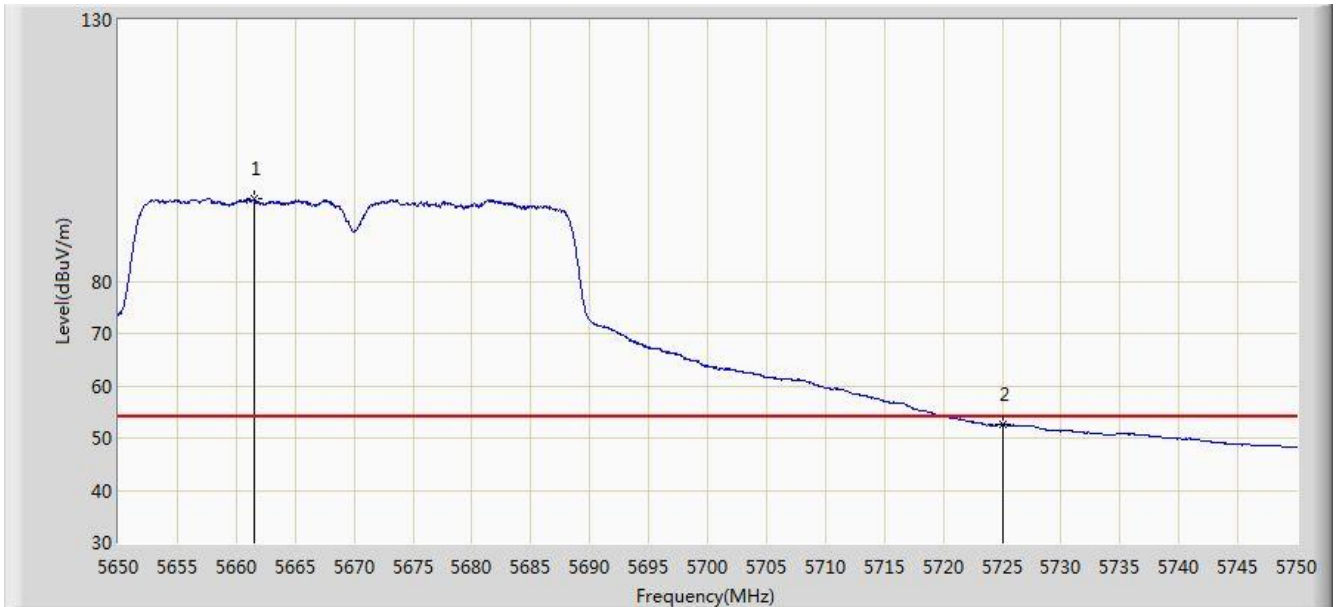


No	Flag	Mark	Frequency (MHz)	Measure Level (dBuV/m)	Reading Level (dBuV)	Margin (dB)	Limit (dBuV/m)	Factor (dB)	Type
1			5660.050	117.329	112.622	N/A	N/A	4.707	PK
2			5725.000	68.267	63.238	-5.733	74.000	5.029	PK
3			5726.850	71.384	66.343	-2.616	74.000	5.040	PK

Note: Measure Level (dB μ V/m) = Reading Level (dB μ V) + Factor (dB)

Factor (dB) = Cable Loss (dB) + Antenna Factor (dB/m) - Pre_Amplifier Gain (dB)

Site: AC1	Time: 2017/02/20 - 15:20
Limit: FCC_Part15.209_RE(3m)	Engineer: Kevin Ker
Probe: BBHA9120D_1GHz_18GHz	Polarity: Vertical
EUT: US Wi-Fi AP 2x2 OD ext. antenna	Power: AC 120V/60Hz
Test Mode: Transmit by 802.11ac-VHT40 at Channel 5670MHz Ant 1 + 2	

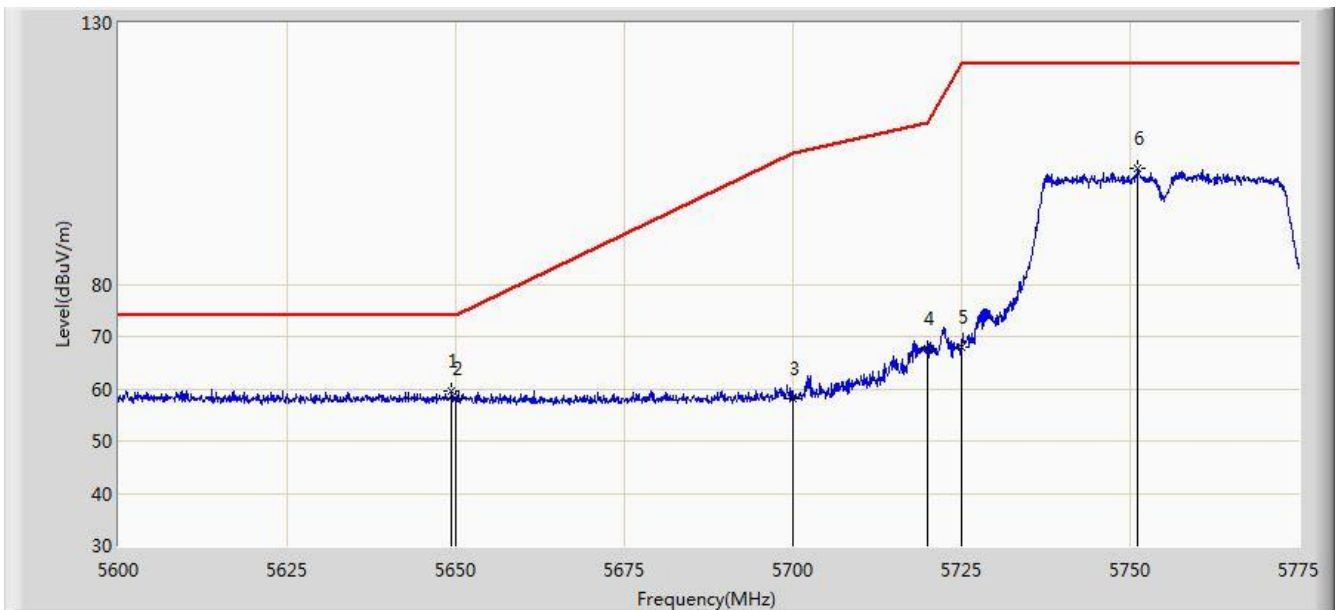


No	Flag	Mark	Frequency (MHz)	Measure Level (dBuV/m)	Reading Level (dBuV)	Margin (dB)	Limit (dBuV/m)	Factor (dB)	Type
1			5661.500	95.656	79.688	N/A	N/A	15.969	AV
2			5725.000	52.506	36.328	-1.494	54.000	16.178	AV

Note: Measure Level (dB μ V/m) = Reading Level (dB μ V) + Factor (dB)

Factor (dB) = Cable Loss (dB) + Antenna Factor (dB/m) - Pre_Amplifier Gain (dB)

Site: AC1	Time: 2017/02/20 - 15:30
Limit: FCC_Part15.407_RE(3m)	Engineer: Kevin Ker
Probe: BBHA9120D_1GHz_18GHz	Polarity: Horizontal
EUT: US Wi-Fi AP 2x2 OD ext. antenna	Power: AC 120V/60Hz
Test Mode: Transmit by 802.11ac-VHT40 at Channel 5755MHz Ant 1 + 2	

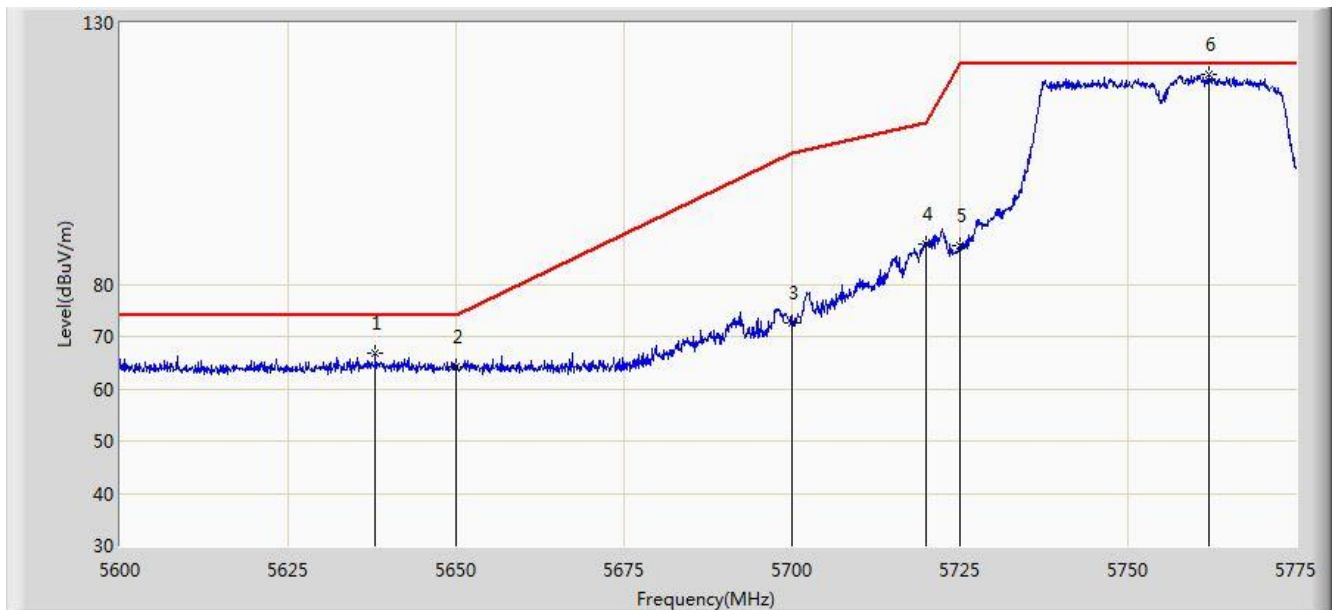


No	Flag	Mark	Frequency (MHz)	Measure Level (dBuV/m)	Reading Level (dBuV)	Margin (dB)	Limit (dBuV/m)	Factor (dB)	Type
1			5649.437	59.618	54.949	-14.382	74.000	4.669	PK
2			5650.000	58.198	53.527	-15.802	74.000	4.671	PK
3			5700.000	58.078	53.200	-47.122	105.200	4.878	PK
4			5720.000	67.625	62.628	-43.175	110.800	4.997	PK
5			5725.000	67.845	62.816	-54.355	122.200	5.029	PK
6			5751.200	102.088	96.898	N/A	N/A	5.191	PK

Note: Measure Level (dBuV/m) = Reading Level (dBuV) + Factor (dB)

Factor (dB) = Cable Loss (dB) + Antenna Factor (dB/m) - Pre_Amplifier Gain (dB)

Site: AC1	Time: 2017/02/20 - 15:28
Limit: FCC_Part15.407_RE(3m)	Engineer: Kevin Ker
Probe: BBHA9120D_1GHz_18GHz	Polarity: Vertical
EUT: US Wi-Fi AP 2x2 OD ext. antenna	Power: AC 120V/60Hz
Test Mode: Transmit by 802.11ac-VHT40 at Channel 5755MHz Ant 1 + 2	

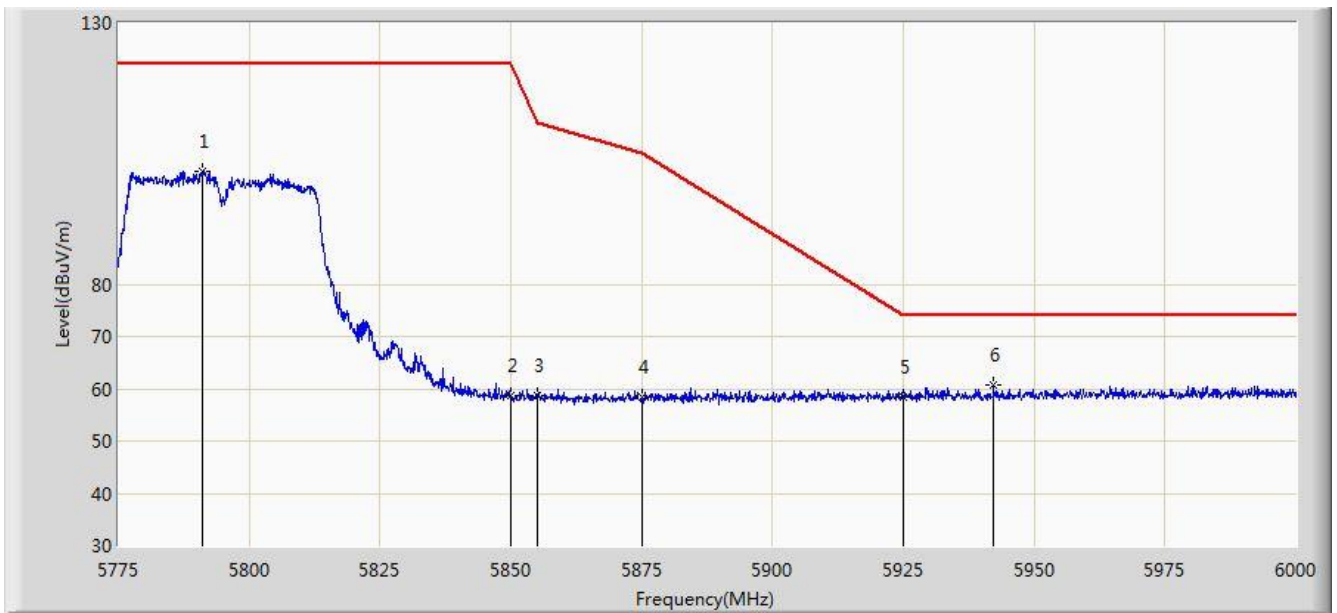


No	Flag	Mark	Frequency (MHz)	Measure Level (dBuV/m)	Reading Level (dBuV)	Margin (dB)	Limit (dBuV/m)	Factor (dB)	Type
1			5637.975	66.724	62.092	-7.276	74.000	4.632	PK
2			5650.000	64.337	59.666	-9.663	74.000	4.671	PK
3			5700.000	72.611	67.733	-32.589	105.200	4.878	PK
4			5720.000	87.689	82.692	-23.111	110.800	4.997	PK
5			5725.000	87.466	82.437	-34.734	122.200	5.029	PK
6			5762.050	120.046	114.796	N/A	N/A	5.251	PK

Note: Measure Level (dB μ V/m) = Reading Level (dB μ V) + Factor (dB)

Factor (dB) = Cable Loss (dB) + Antenna Factor (dB/m) - Pre_Amplifier Gain (dB)

Site: AC1	Time: 2017/02/20 - 15:33
Limit: FCC_Part15.407_RE(3m)	Engineer: Kevin Ker
Probe: BBHA9120D_1GHz_18GHz	Polarity: Horizontal
EUT: US Wi-Fi AP 2x2 OD ext. antenna	Power: AC 120V/60Hz
Test Mode: Transmit by 802.11ac-VHT40 at Channel 5795MHz Ant 1 + 2	

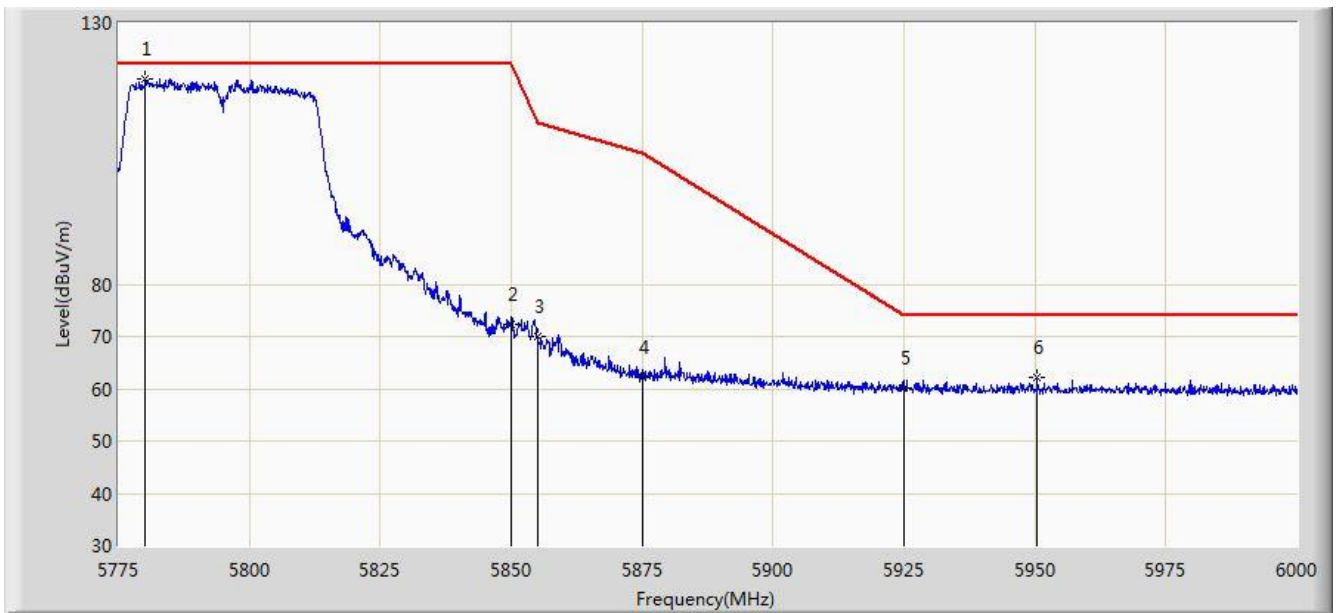


No	Flag	Mark	Frequency (MHz)	Measure Level (dBuV/m)	Reading Level (dBuV)	Margin (dB)	Limit (dBuV/m)	Factor (dB)	Type
1			5791.200	101.489	96.091	N/A	N/A	5.398	PK
2			5850.000	58.642	52.916	-63.558	122.200	5.726	PK
3			5855.000	58.797	53.051	-52.003	110.800	5.746	PK
4			5875.000	58.374	52.554	-46.826	105.200	5.820	PK
5			5925.000	58.341	52.375	-15.659	74.000	5.967	PK
6			5942.175	60.636	54.627	-13.364	74.000	6.009	PK

Note: Measure Level (dBuV/m) = Reading Level (dBuV) + Factor (dB)

Factor (dB) = Cable Loss (dB) + Antenna Factor (dB/m) - Pre_Amplifier Gain (dB)

Site: AC1	Time: 2017/02/20 - 15:32
Limit: FCC_Part15.407_RE(3m)	Engineer: Kevin Ker
Probe: BBHA9120D_1GHz_18GHz	Polarity: Vertical
EUT: US Wi-Fi AP 2x2 OD ext. antenna	Power: AC 120V/60Hz
Test Mode: Transmit by 802.11ac-VHT40 at Channel 5795MHz Ant 1 + 2	

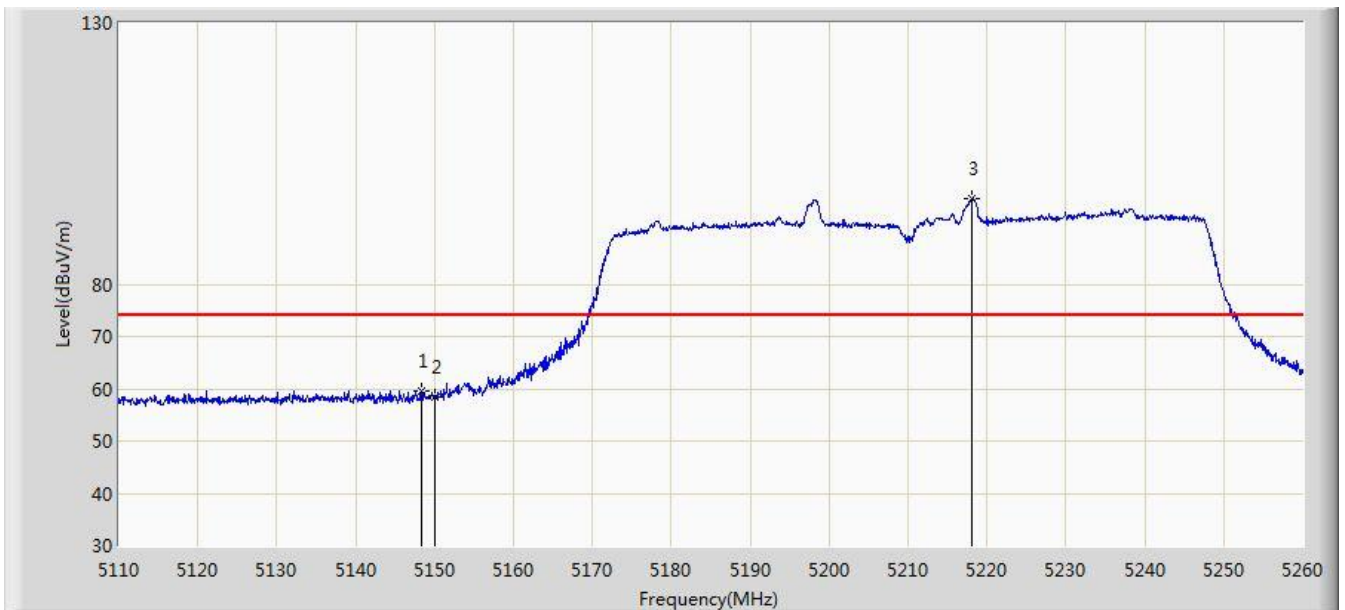


No	Flag	Mark	Frequency (MHz)	Measure Level (dBuV/m)	Reading Level (dBuV)	Margin (dB)	Limit (dBuV/m)	Factor (dB)	Type
1			5780.175	119.340	113.998	N/A	N/A	5.343	PK
2			5850.000	72.382	66.656	-49.818	122.200	5.726	PK
3			5855.000	69.982	64.236	-40.818	110.800	5.746	PK
4			5875.000	62.275	56.455	-42.925	105.200	5.820	PK
5			5925.000	60.218	54.252	-13.782	74.000	5.967	PK
6			5950.388	62.145	56.118	-11.855	74.000	6.027	PK

Note: Measure Level (dBuV/m) = Reading Level (dBuV) + Factor (dB)

Factor (dB) = Cable Loss (dB) + Antenna Factor (dB/m) - Pre_Amplifier Gain (dB)

Site: AC1	Time: 2017/02/20 - 15:44
Limit: FCC_Part15.209_RE(3m)	Engineer: Kevin Ker
Probe: BBHA9120D_1GHz_18GHz	Polarity: Horizontal
EUT: US Wi-Fi AP 2x2 OD ext. antenna	Power: AC 120V/60Hz
Test Mode: Transmit by 802.11ac-VHT80 at Channel 5210MHz Ant 1 + 2	



No	Flag	Mark	Frequency (MHz)	Measure Level (dBuV/m)	Reading Level (dBuV)	Margin (dB)	Limit (dBuV/m)	Factor (dB)	Type
1			5148.325	59.671	55.496	-14.329	74.000	4.174	PK
2			5150.000	58.311	54.142	-15.689	74.000	4.170	PK
3			5218.150	96.366	92.422	N/A	N/A	3.944	PK

Note: Measure Level (dB μ V/m) = Reading Level (dB μ V) + Factor (dB)

Factor (dB) = Cable Loss (dB) + Antenna Factor (dB/m) - Pre_Amplifier Gain (dB)

Site: AC1	Time: 2017/02/20 - 15:45
Limit: FCC_Part15.209_RE(3m)	Engineer: Kevin Ker
Probe: BBHA9120D_1GHz_18GHz	Polarity: Horizontal
EUT: US Wi-Fi AP 2x2 OD ext. antenna	Power: AC 120V/60Hz
Test Mode: Transmit by 802.11ac-VHT80 at Channel 5210MHz Ant 1 + 2	

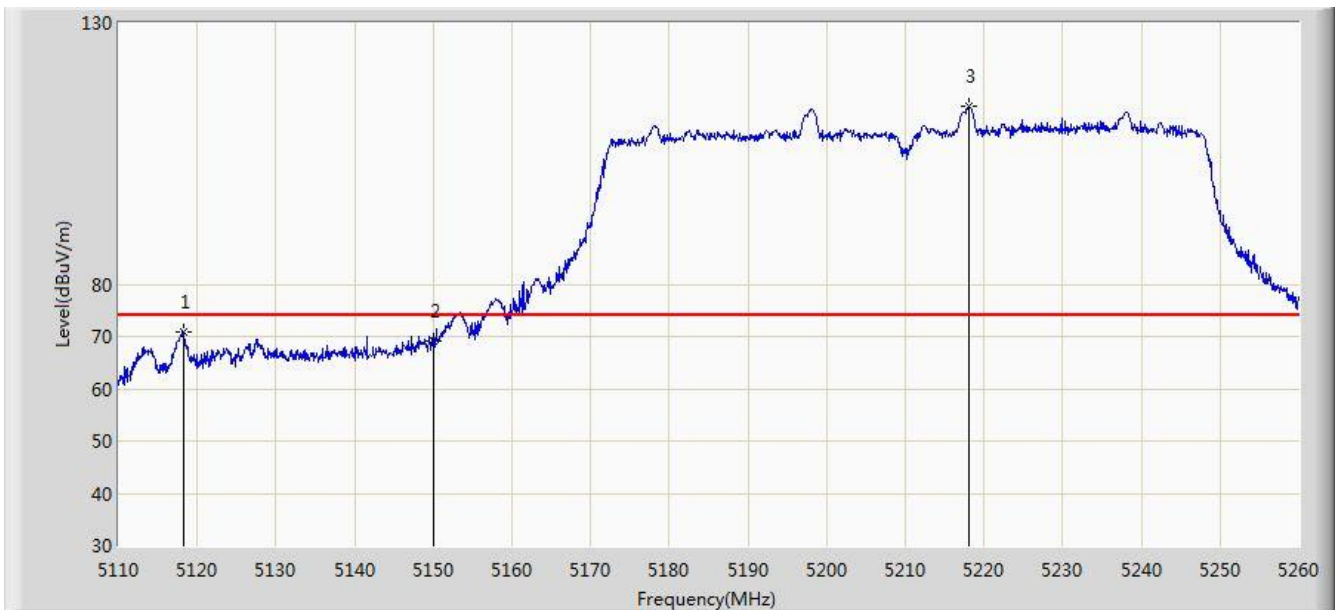


No	Flag	Mark	Frequency (MHz)	Measure Level (dBuV/m)	Reading Level (dBuV)	Margin (dB)	Limit (dBuV/m)	Factor (dB)	Type
1			5150.000	45.693	41.524	-8.307	54.000	4.170	AV
2			5234.950	72.803	68.908	N/A	N/A	3.894	AV

Note: Measure Level (dB μ V/m) = Reading Level (dB μ V) + Factor (dB)

Factor (dB) = Cable Loss (dB) + Antenna Factor (dB/m) - Pre_Amplifier Gain (dB)

Site: AC1	Time: 2017/02/20 - 15:43
Limit: FCC_Part15.209_RE(3m)	Engineer: Kevin Ker
Probe: BBHA9120D_1GHz_18GHz	Polarity: Vertical
EUT: US Wi-Fi AP 2x2 OD ext. antenna	Power: AC 120V/60Hz
Test Mode: Transmit by 802.11ac-VHT80 at Channel 5210MHz Ant 1 + 2	

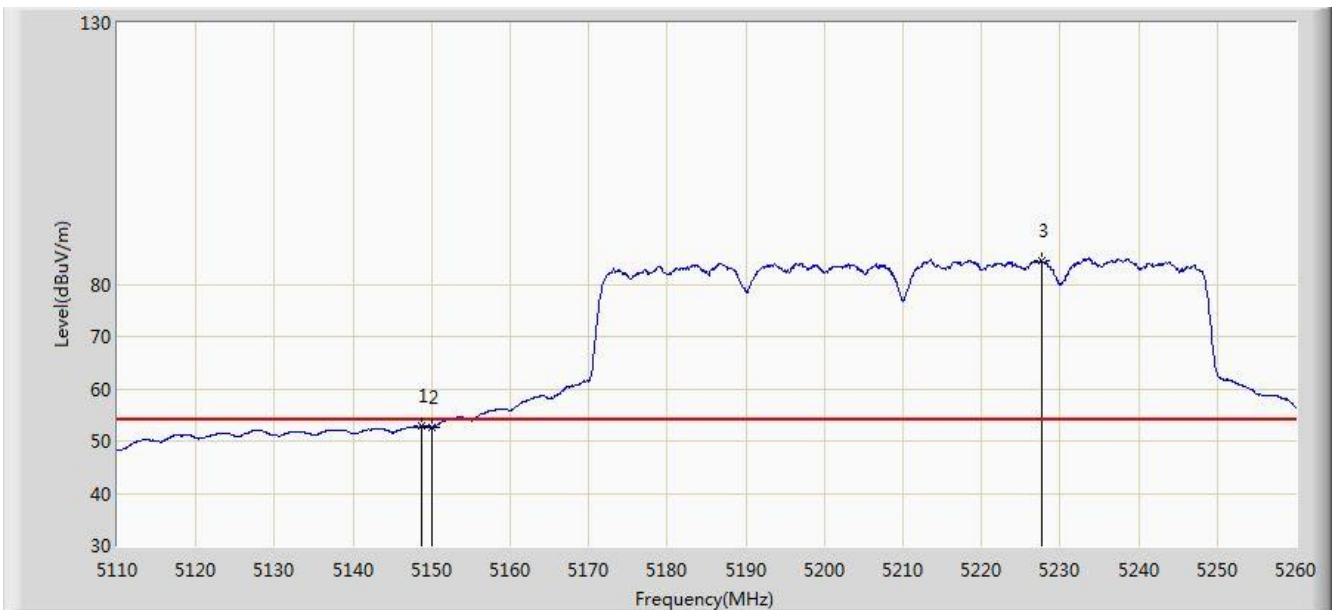


No	Flag	Mark	Frequency (MHz)	Measure Level (dBuV/m)	Reading Level (dBuV)	Margin (dB)	Limit (dBuV/m)	Factor (dB)	Type
1			5118.250	70.851	66.676	-3.149	74.000	4.175	PK
2			5150.000	69.236	65.067	-4.764	74.000	4.170	PK
3			5218.150	113.936	109.992	N/A	N/A	3.944	PK

Note: Measure Level (dB μ V/m) = Reading Level (dB μ V) + Factor (dB)

Factor (dB) = Cable Loss (dB) + Antenna Factor (dB/m) - Pre_Amplifier Gain (dB)

Site: AC1	Time: 2017/02/20 - 15:42
Limit: FCC_Part15.209_RE(3m)	Engineer: Kevin Ker
Probe: BBHA9120D_1GHz_18GHz	Polarity: Vertical
EUT: US Wi-Fi AP 2x2 OD ext. antenna	Power: AC 120V/60Hz
Test Mode: Transmit by 802.11ac-VHT80 at Channel 5210MHz Ant 1 + 2	

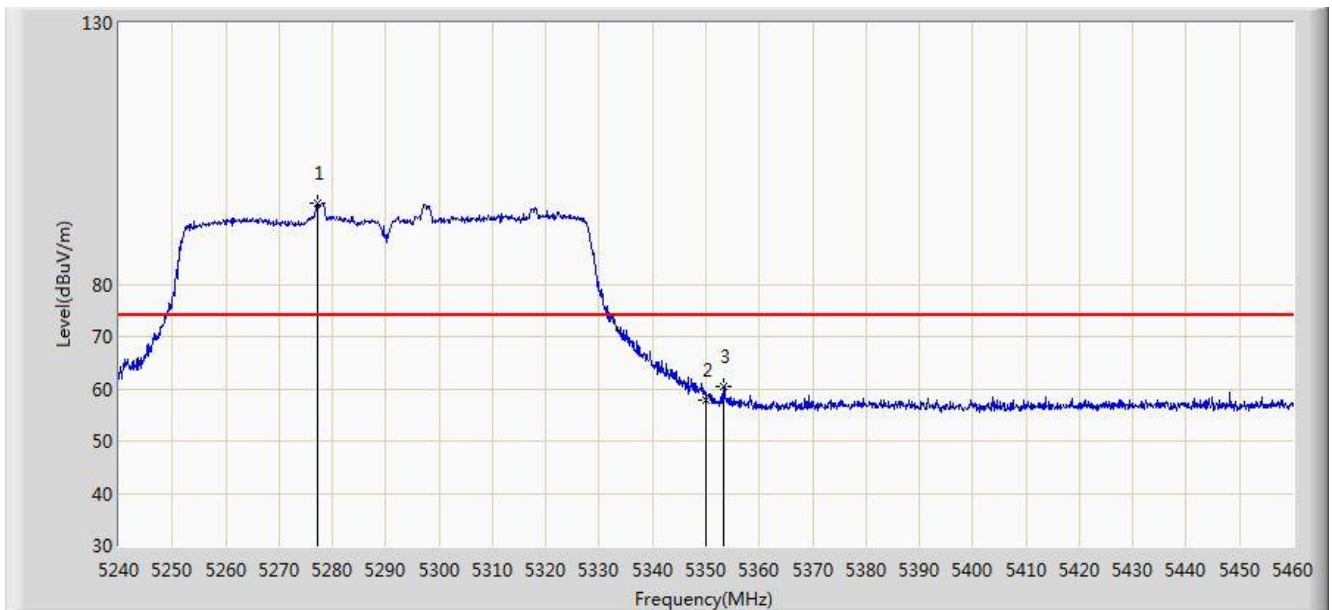


No	Flag	Mark	Frequency (MHz)	Measure Level (dBuV/m)	Reading Level (dBuV)	Margin (dB)	Limit (dBuV/m)	Factor (dB)	Type
1			5148.700	52.874	48.701	-1.126	54.000	4.174	AV
2			5150.000	52.513	48.344	-1.487	54.000	4.170	AV
3			5227.750	84.619	80.703	N/A	N/A	3.916	AV

Note: Measure Level (dB μ V/m) = Reading Level (dB μ V) + Factor (dB)

Factor (dB) = Cable Loss (dB) + Antenna Factor (dB/m) - Pre_Amplifier Gain (dB)

Site: AC1	Time: 2017/02/20 - 15:51
Limit: FCC_Part15.209_RE(3m)	Engineer: Kevin Ker
Probe: BBHA9120D_1GHz_18GHz	Polarity: Horizontal
EUT: US Wi-Fi AP 2x2 OD ext. antenna	Power: AC 120V/60Hz
Test Mode: Transmit by 802.11ac-VHT80 at Channel 5290MHz Ant 1 + 2	

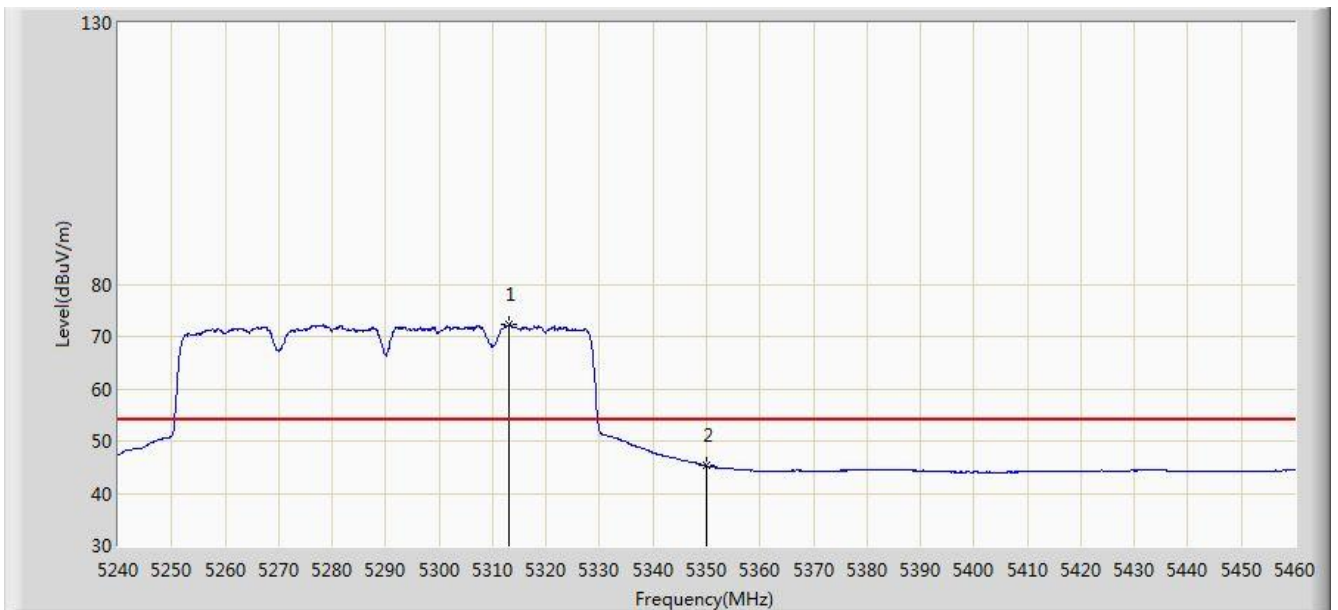


No	Flag	Mark	Frequency (MHz)	Measure Level (dBuV/m)	Reading Level (dBuV)	Margin (dB)	Limit (dBuV/m)	Factor (dB)	Type
1			5277.290	95.403	91.574	N/A	N/A	3.829	PK
2			5350.000	57.917	54.012	-16.083	74.000	3.904	PK
3			5353.190	60.395	56.484	-13.605	74.000	3.910	PK

Note: Measure Level (dB μ V/m) = Reading Level (dB μ V) + Factor (dB)

Factor (dB) = Cable Loss (dB) + Antenna Factor (dB/m) - Pre_Amplifier Gain (dB)

Site: AC1	Time: 2017/02/20 - 15:53
Limit: FCC_Part15.209_RE(3m)	Engineer: Kevin Ker
Probe: BBHA9120D_1GHz_18GHz	Polarity: Horizontal
EUT: US Wi-Fi AP 2x2 OD ext. antenna	Power: AC 120V/60Hz
Test Mode: Transmit by 802.11ac-VHT80 at Channel 5290MHz Ant 1 + 2	

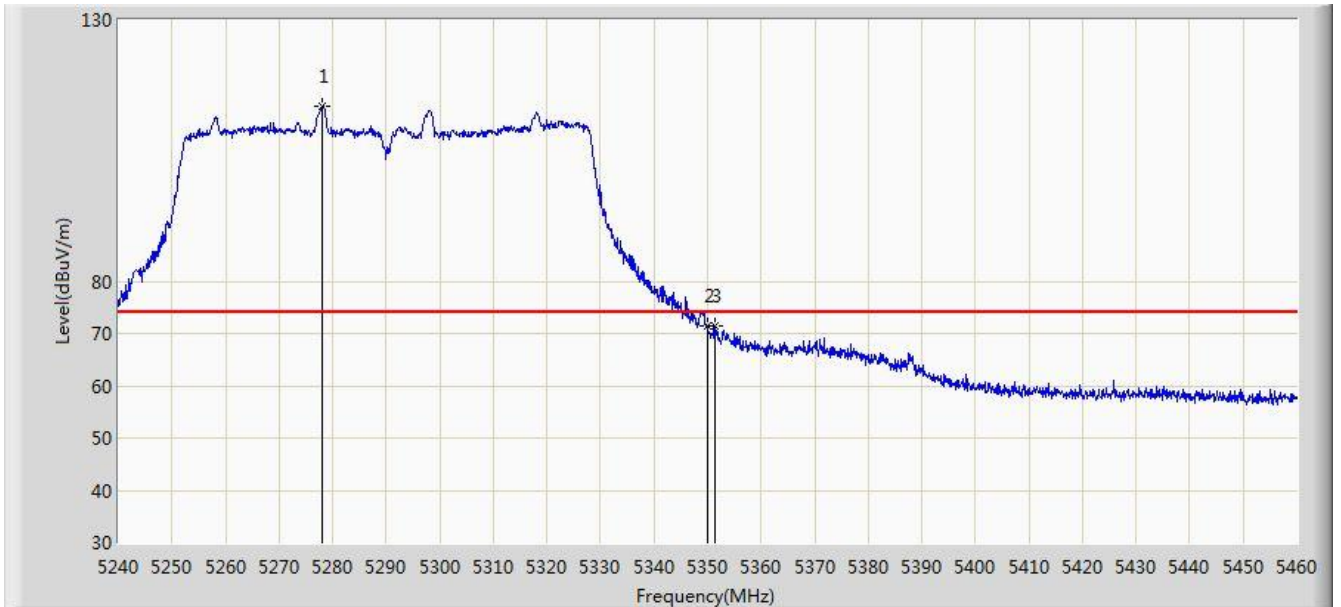


No	Flag	Mark	Frequency (MHz)	Measure Level (dBuV/m)	Reading Level (dBuV)	Margin (dB)	Limit (dBuV/m)	Factor (dB)	Type
1			5313.040	72.328	68.492	N/A	N/A	3.836	AV
2			5350.000	45.229	41.324	-8.771	54.000	3.904	AV

Note: Measure Level (dBμV/m) = Reading Level (dBμV) + Factor (dB)

Factor (dB) = Cable Loss (dB) + Antenna Factor (dB/m) - Pre_Amplifier Gain (dB)

Site: AC1	Time: 2017/02/20 - 15:51
Limit: FCC_Part15.209_RE(3m)	Engineer: Kevin Ker
Probe: BBHA9120D_1GHz_18GHz	Polarity: Vertical
EUT: US Wi-Fi AP 2x2 OD ext. antenna	Power: AC 120V/60Hz
Test Mode: Transmit by 802.11ac-VHT80 at Channel 5290MHz Ant 1 + 2	

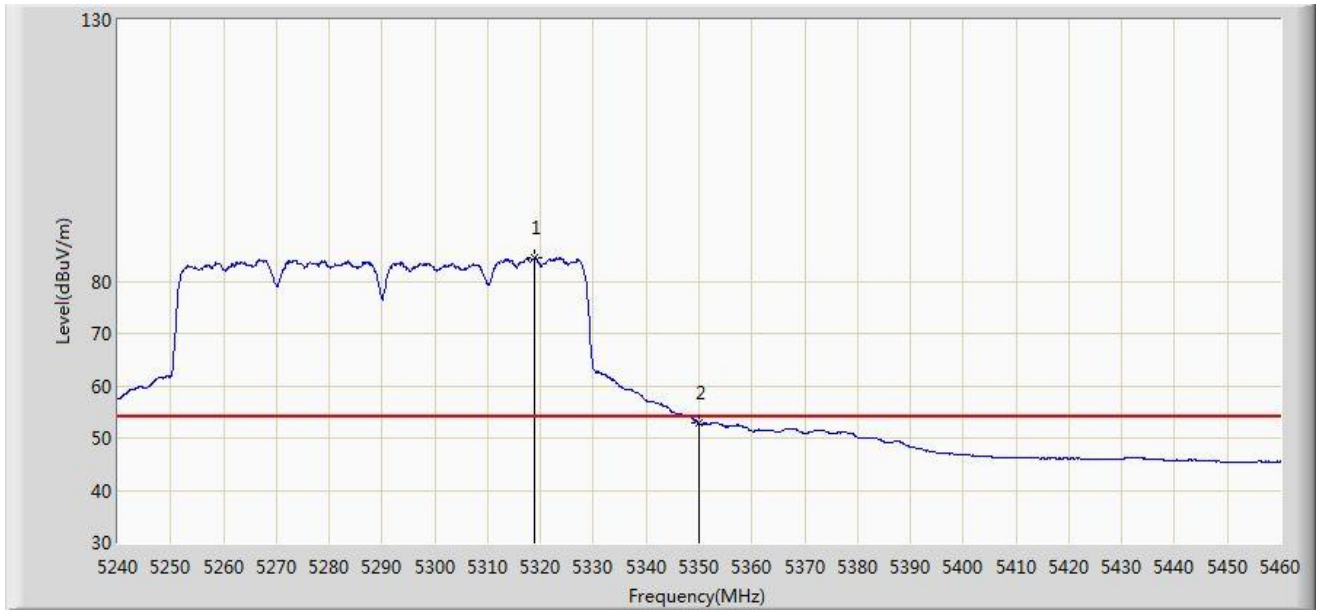


No	Flag	Mark	Frequency (MHz)	Measure Level (dBuV/m)	Reading Level (dBuV)	Margin (dB)	Limit (dBuV/m)	Factor (dB)	Type
1			5278.170	113.480	109.652	N/A	N/A	3.828	PK
2			5350.000	71.476	67.571	-2.524	74.000	3.904	PK
3			5351.320	71.536	67.629	-2.464	74.000	3.907	PK

Note: Measure Level (dBuV/m) = Reading Level (dBuV) + Factor (dB)

Factor (dB) = Cable Loss (dB) + Antenna Factor (dB/m) - Pre_Amplifier Gain (dB)

Site: AC1	Time: 2017/02/20 - 15:47
Limit: FCC_Part15.209_RE(3m)	Engineer: Kevin Ker
Probe: BBHA9120D_1GHz_18GHz	Polarity: Vertical
EUT: US Wi-Fi AP 2x2 OD ext. antenna	Power: AC 120V/60Hz
Test Mode: Transmit by 802.11ac-VHT80 at Channel 5290MHz Ant 1 + 2	

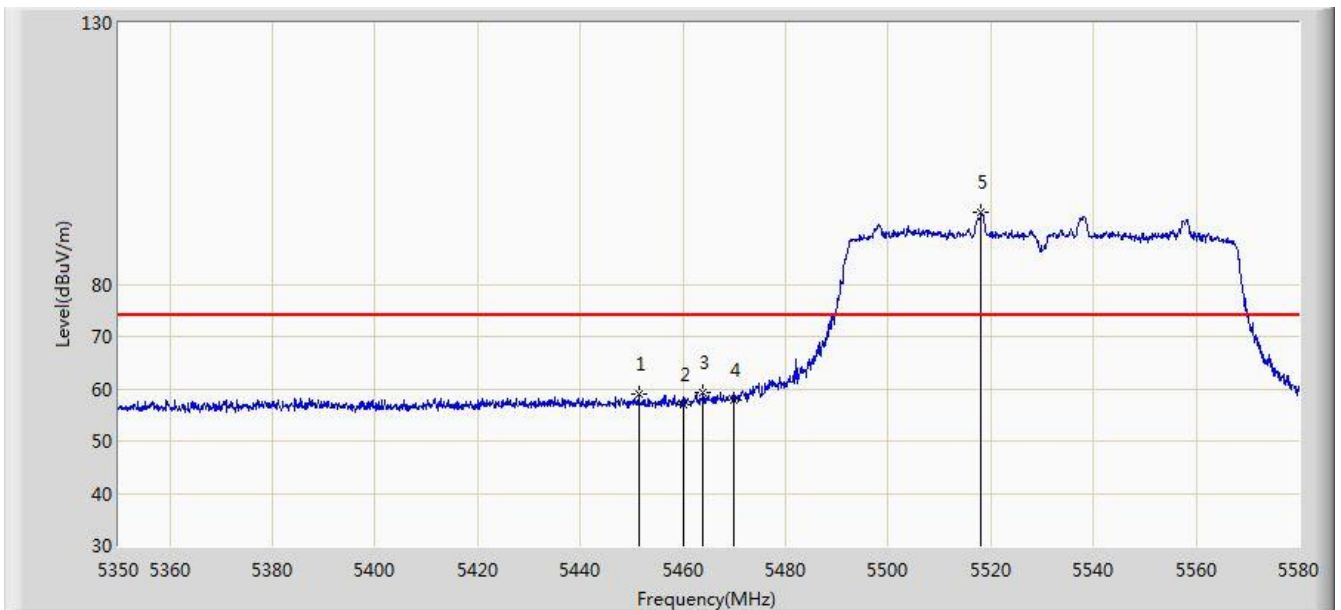


No	Flag	Mark	Frequency (MHz)	Measure Level (dBuV/m)	Reading Level (dBuV)	Margin (dB)	Limit (dBuV/m)	Factor (dB)	Type
1			5318.870	84.517	80.671	N/A	N/A	3.847	AV
2			5350.000	52.832	48.927	-1.168	54.000	3.904	AV

Note: Measure Level (dB μ V/m) = Reading Level (dB μ V) + Factor (dB)

Factor (dB) = Cable Loss (dB) + Antenna Factor (dB/m) - Pre_Amplifier Gain (dB)

Site: AC1	Time: 2017/02/20 - 16:05
Limit: FCC_Part15.209_RE(3m)	Engineer: Kevin Ker
Probe: BBHA9120D_1GHz_18GHz	Polarity: Horizontal
EUT: US Wi-Fi AP 2x2 OD ext. antenna	Power: AC 120V/60Hz
Test Mode: Transmit by 802.11ac-VHT80 at Channel 5530MHz Ant 1 + 2	

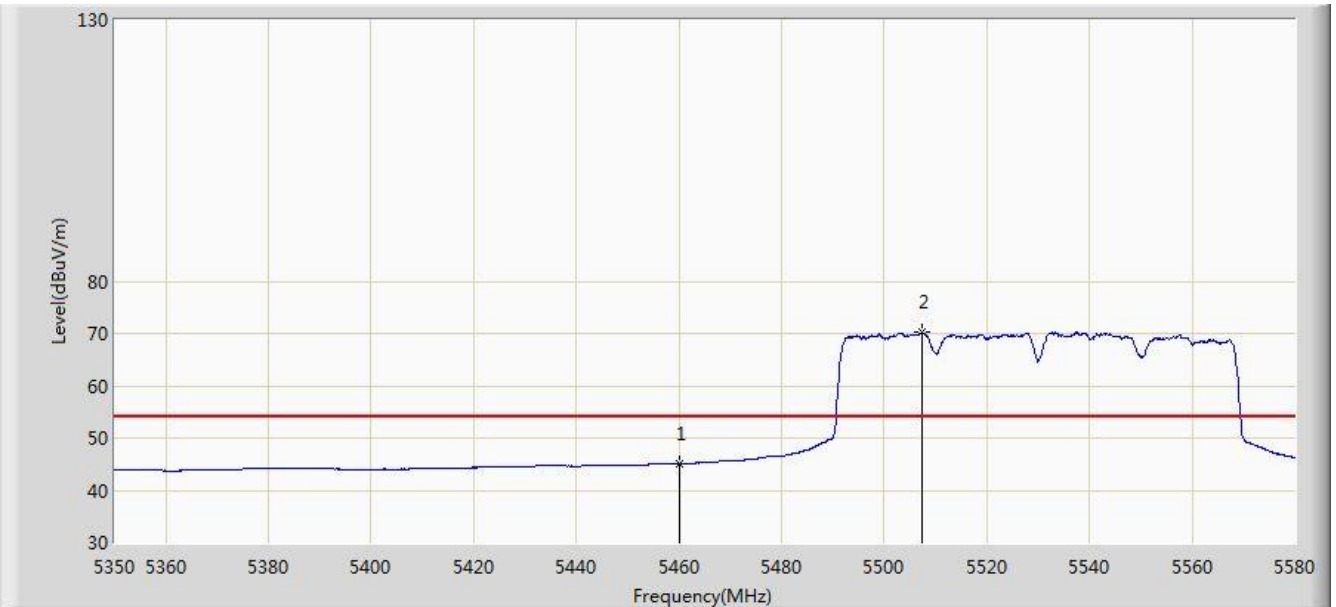


No	Flag	Mark	Frequency (MHz)	Measure Level (dBuV/m)	Reading Level (dBuV)	Margin (dB)	Limit (dBuV/m)	Factor (dB)	Type
1			5451.315	58.887	54.728	-15.113	74.000	4.159	PK
2			5460.000	56.904	52.724	-17.096	74.000	4.180	PK
3			5463.965	59.363	55.174	-14.637	74.000	4.189	PK
4			5470.000	57.875	53.673	-16.125	74.000	4.202	PK
5			5518.130	93.630	89.305	N/A	N/A	4.325	PK

Note: Measure Level (dB μ V/m) = Reading Level (dB μ V) + Factor (dB)

Factor (dB) = Cable Loss (dB) + Antenna Factor (dB/m) - Pre_Amplifier Gain (dB)

Site: AC1	Time: 2017/02/20 - 16:06
Limit: FCC_Part15.209_RE(3m)	Engineer: Kevin Ker
Probe: BBHA9120D_1GHz_18GHz	Polarity: Horizontal
EUT: US Wi-Fi AP 2x2 OD ext. antenna	Power: AC 120V/60Hz
Test Mode: Transmit by 802.11ac-VHT80 at Channel 5530MHz Ant 1 + 2	

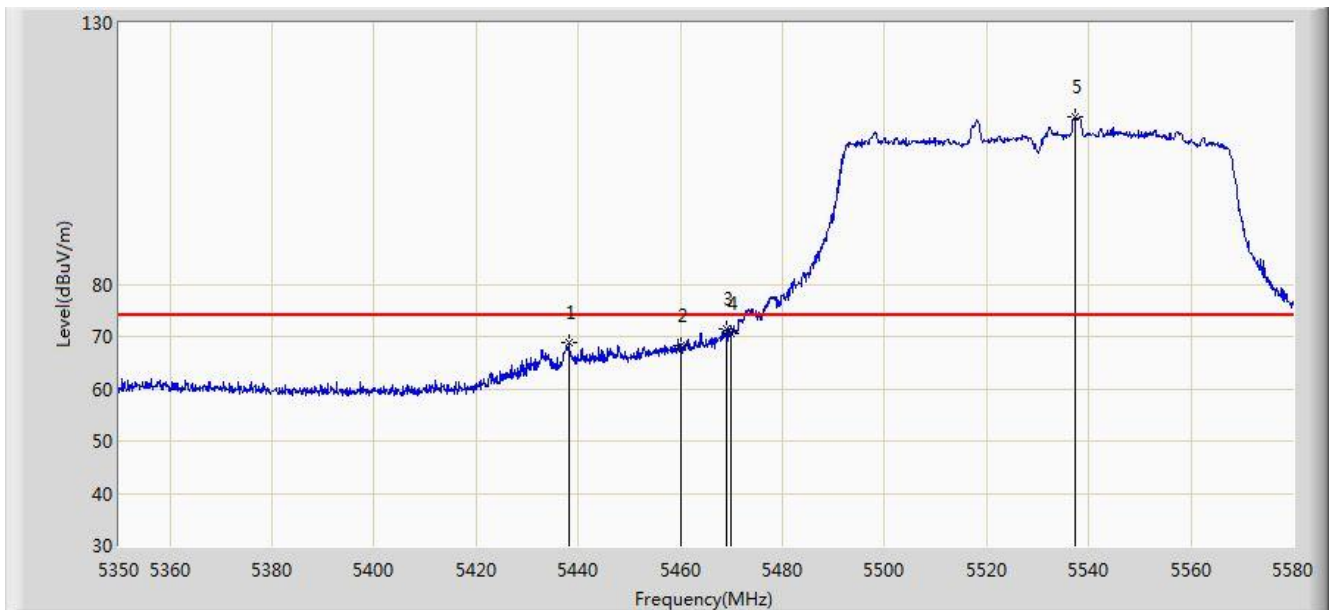


No	Flag	Mark	Frequency (MHz)	Measure Level (dBuV/m)	Reading Level (dBuV)	Margin (dB)	Limit (dBuV/m)	Factor (dB)	Type
1			5460.000	45.010	40.830	-8.990	54.000	4.180	AV
2			5507.435	70.234	65.940	N/A	N/A	4.294	AV

Note: Measure Level (dB μ V/m) = Reading Level (dB μ V) + Factor (dB)

Factor (dB) = Cable Loss (dB) + Antenna Factor (dB/m) - Pre_Amplifier Gain (dB)

Site: AC1	Time: 2017/02/20 - 16:04
Limit: FCC_Part15.209_RE(3m)	Engineer: Kevin Ker
Probe: BBHA9120D_1GHz_18GHz	Polarity: Vertical
EUT: US Wi-Fi AP 2x2 OD ext. antenna	Power: AC 120V/60Hz
Test Mode: Transmit by 802.11ac-VHT80 at Channel 5530MHz Ant 1 + 2	

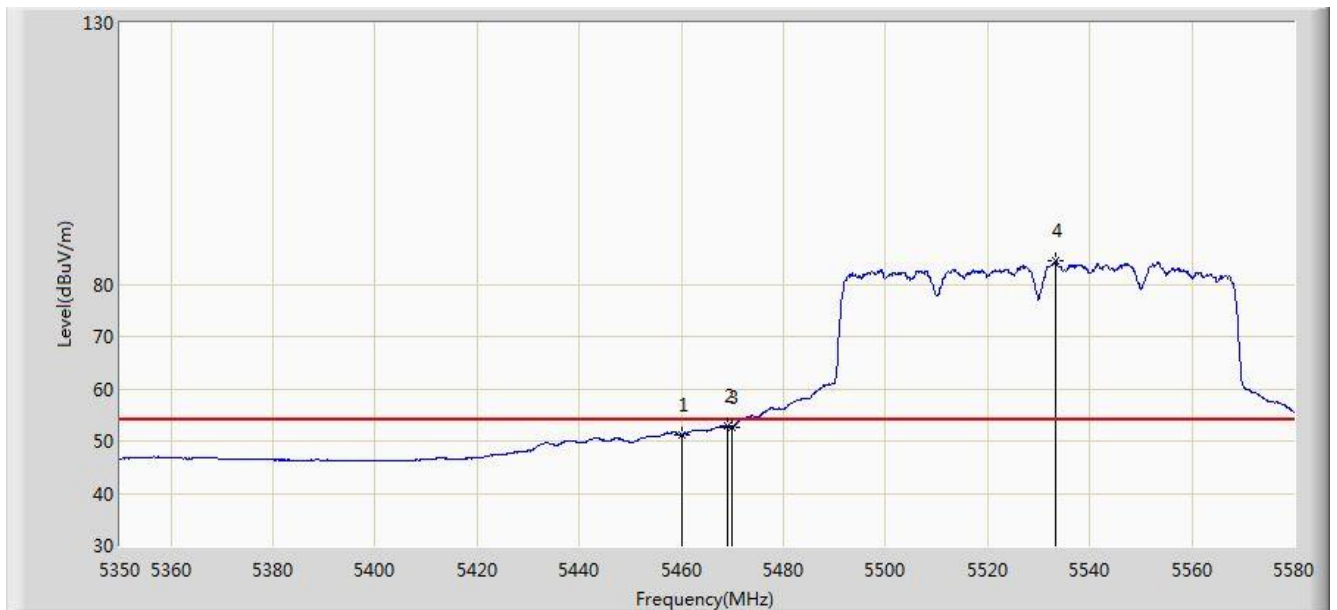


No	Flag	Mark	Frequency (MHz)	Measure Level (dBuV/m)	Reading Level (dBuV)	Margin (dB)	Limit (dBuV/m)	Factor (dB)	Type
1			5438.205	68.959	64.840	-5.041	74.000	4.119	PK
2			5460.000	68.230	64.050	-5.770	74.000	4.180	PK
3			5469.025	71.390	67.190	-2.610	74.000	4.201	PK
4			5470.000	70.693	66.491	-3.307	74.000	4.202	PK
5			5537.335	112.035	107.651	N/A	N/A	4.383	PK

Note: Measure Level (dB μ V/m) = Reading Level (dB μ V) + Factor (dB)

Factor (dB) = Cable Loss (dB) + Antenna Factor (dB/m) - Pre_Amplifier Gain (dB)

Site: AC1	Time: 2017/02/20 - 16:03
Limit: FCC_Part15.209_RE(3m)	Engineer: Kevin Ker
Probe: BBHA9120D_1GHz_18GHz	Polarity: Vertical
EUT: US Wi-Fi AP 2x2 OD ext. antenna	Power: AC 120V/60Hz
Test Mode: Transmit by 802.11ac-VHT80 at Channel 5530MHz Ant 1 + 2	

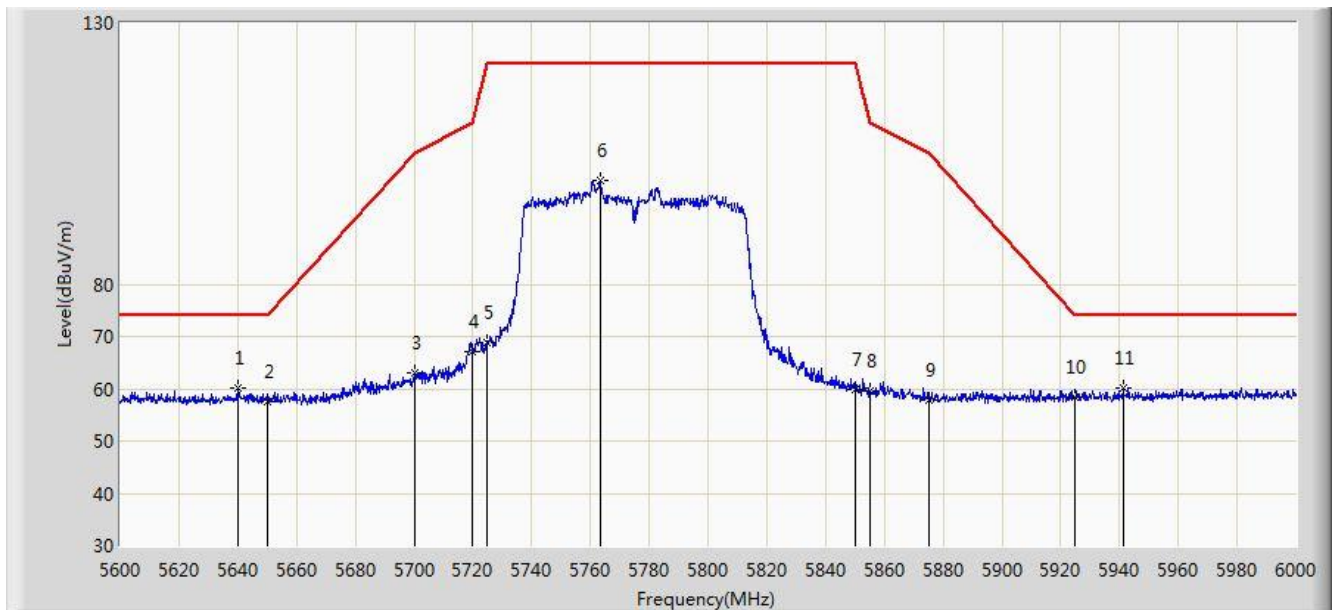


No	Flag	Mark	Frequency (MHz)	Measure Level (dBuV/m)	Reading Level (dBuV)	Margin (dB)	Limit (dBuV/m)	Factor (dB)	Type
1			5460.000	51.160	46.980	-2.840	54.000	4.180	AV
2			5468.910	53.024	48.824	-0.976	54.000	4.200	AV
3			5470.000	52.652	48.450	-1.348	54.000	4.202	AV
4			5533.425	84.433	80.061	N/A	N/A	4.371	AV

Note: Measure Level (dBuV/m) = Reading Level (dBuV) + Factor (dB)

Factor (dB) = Cable Loss (dB) + Antenna Factor (dB/m) - Pre_Amplifier Gain (dB)

Site: AC1	Time: 2017/02/20 - 16:09
Limit: FCC_Part15.407_RE(3m)	Engineer: Kevin Ker
Probe: BBHA9120D_1GHz_18GHz	Polarity: Horizontal
EUT: US Wi-Fi AP 2x2 OD ext. antenna	Power: AC 120V/60Hz
Test Mode: Transmit by 802.11ac-VHT80 at Channel 5775MHz Ant 1 + 2	

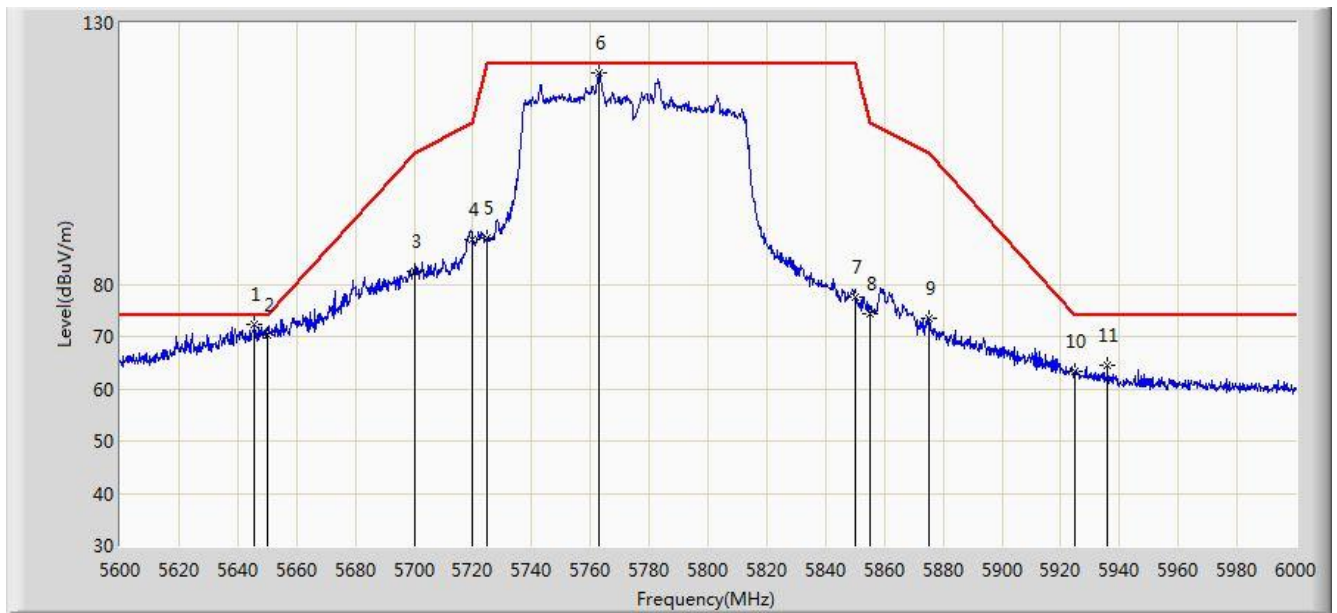


No	Flag	Mark	Frequency (MHz)	Measure Level (dBuV/m)	Reading Level (dBuV)	Margin (dB)	Limit (dBuV/m)	Factor (dB)	Type
1			5640.000	60.190	55.552	-13.810	74.000	4.638	PK
2			5650.000	57.499	52.828	-16.501	74.000	4.671	PK
3			5700.000	63.187	58.309	-42.013	105.200	4.878	PK
4			5720.000	67.210	62.213	-43.590	110.800	4.997	PK
5			5725.000	68.750	63.721	-53.450	122.200	5.029	PK
6			5763.200	99.759	94.503	N/A	N/A	5.256	PK
7			5850.000	59.923	54.197	-62.277	122.200	5.726	PK
8			5855.000	59.553	53.807	-51.247	110.800	5.746	PK
9			5875.000	57.920	52.100	-47.280	105.200	5.820	PK
10			5925.000	58.407	52.441	-15.593	74.000	5.967	PK
11			5941.200	60.221	54.215	-13.779	74.000	6.007	PK

Note: Measure Level (dBμV/m) = Reading Level (dBμV) + Factor (dB)

Factor (dB) = Cable Loss (dB) + Antenna Factor (dB/m) - Pre_Amplifier Gain (dB)

Site: AC1	Time: 2017/02/20 - 16:08
Limit: FCC_Part15.407_RE(3m)	Engineer: Kevin Ker
Probe: BBHA9120D_1GHz_18GHz	Polarity: Vertical
EUT: US Wi-Fi AP 2x2 OD ext. antenna	Power: AC 120V/60Hz
Test Mode: Transmit by 802.11ac-VHT80 at Channel 5775MHz Ant 1 + 2	



No	Flag	Mark	Frequency (MHz)	Measure Level (dBuV/m)	Reading Level (dBuV)	Margin (dB)	Limit (dBuV/m)	Factor (dB)	Type
1			5645.800	72.310	67.653	-1.690	74.000	4.657	PK
2			5650.000	70.230	65.559	-3.770	74.000	4.671	PK
3			5700.000	82.582	77.704	-22.618	105.200	4.878	PK
4			5720.000	88.416	83.419	-22.384	110.800	4.997	PK
5			5725.000	88.769	83.740	-33.431	122.200	5.029	PK
6			5763.000	120.317	115.062	N/A	N/A	5.255	PK
7			5850.000	77.595	71.869	-44.605	122.200	5.726	PK
8			5855.000	74.423	68.677	-36.377	110.800	5.746	PK
9			5875.000	73.418	67.598	-31.782	105.200	5.820	PK
10			5925.000	63.247	57.281	-10.753	74.000	5.967	PK
11			5936.000	64.506	58.512	-9.494	74.000	5.993	PK

Note: Measure Level (dBμV/m) = Reading Level (dBμV) + Factor (dB)

Factor (dB) = Cable Loss (dB) + Antenna Factor (dB/m) - Pre_Amplifier Gain (dB)

7.11. AC Conducted Emissions Measurement

7.11.1. Test Limit

FCC Part 15.207 Limits		
Frequency (MHz)	QP (dB μ V)	AV (dB μ V)
0.15 ~ 0.50	66 ~ 56	56 ~ 46
0.50 ~ 5.0	56	46
5.0 ~ 30	60	50

Note 1: The lower limit shall apply at the transition frequencies.

Note 2: The limit decreases linearly with the logarithm of the frequency in the range 0.15MHz to 0.5MHz.

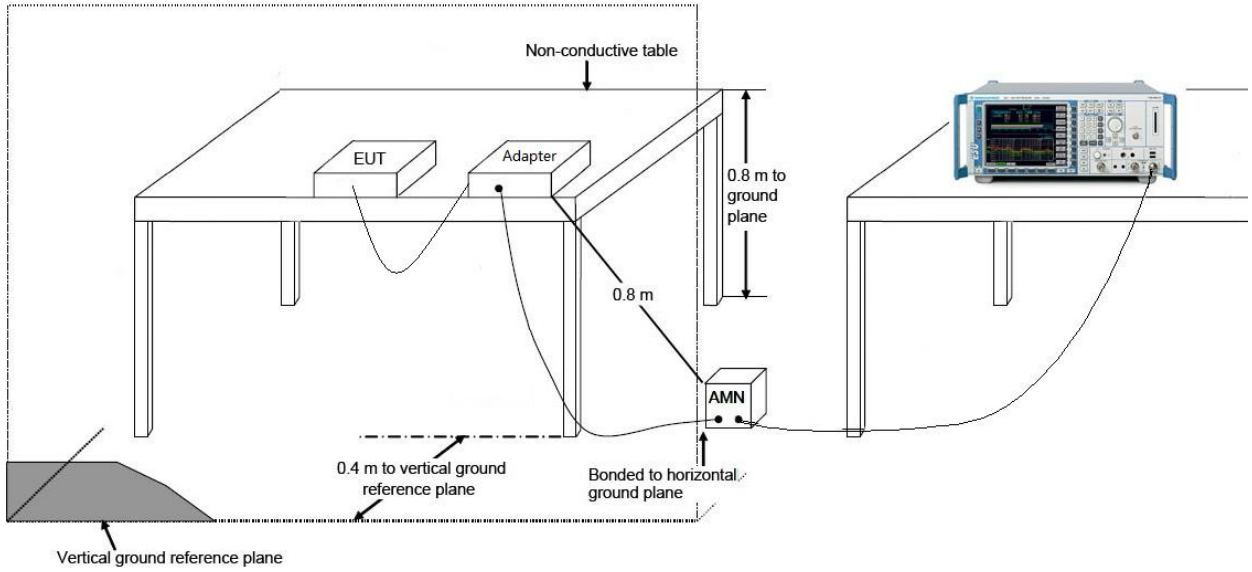
7.11.2. Test Procedure

The EUT was setup according to ANSI C63.4, 2009 and tested according to KDB 789033 for compliance to FCC 47CFR 15.247 requirements. The EUT was placed on a platform of nominal size, 1 m by 1.5 m, raised 80 cm above the conducting ground plane. The vertical conducting plane was located 40 cm to the rear of the EUT. All other surfaces of EUT were at least 80 cm from any other grounded conducting surface. The EUT and simulators are connected to the main power through a line impedance stabilization network (LISN). The LISN provides a 50 ohm /50uH coupling impedance for the measuring equipment. The peripheral devices are also connected to the main power through a LISN. (Please refer to the block diagram of the test setup and photographs) Each current-carrying conductor of the EUT power cord, except the ground (safety) conductor, was individually connected through a LISN to the input power source.

The excess length of the power cord between the EUT and the LISN receptacle were folded back and forth at the center of the lead to form a bundle not exceeding 40 cm in length.

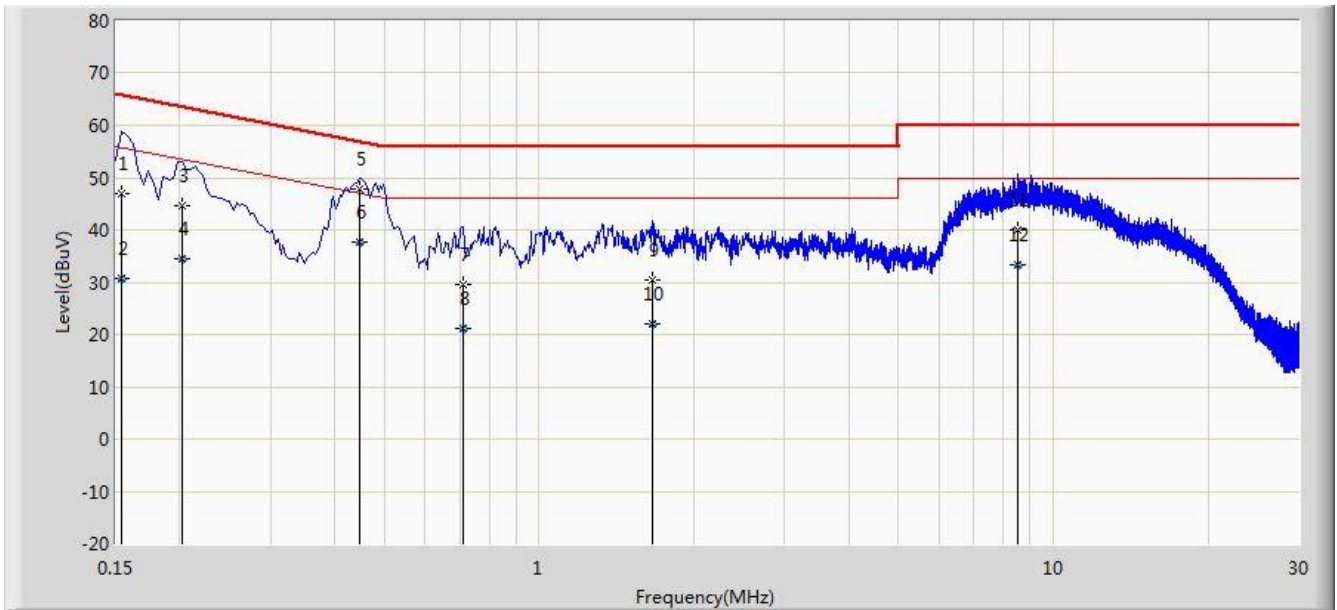
Conducted emissions were investigated over the frequency range from 0.15MHz to 30MHz using a receiver bandwidth of 9 kHz.

7.11.3. Test Setup



7.11.4. Test Result

Site: SR2	Time: 2017/03/02 - 16:16
Limit: FCC_Part15.207_CE_AC Power	Engineer: Kevin Ker
Probe: ENV216_101683_Filter On	Polarity: Line
EUT: US Wi-Fi AP 2x2 OD ext. antenna	Power: AC 120V/60Hz
Test Mode 1	

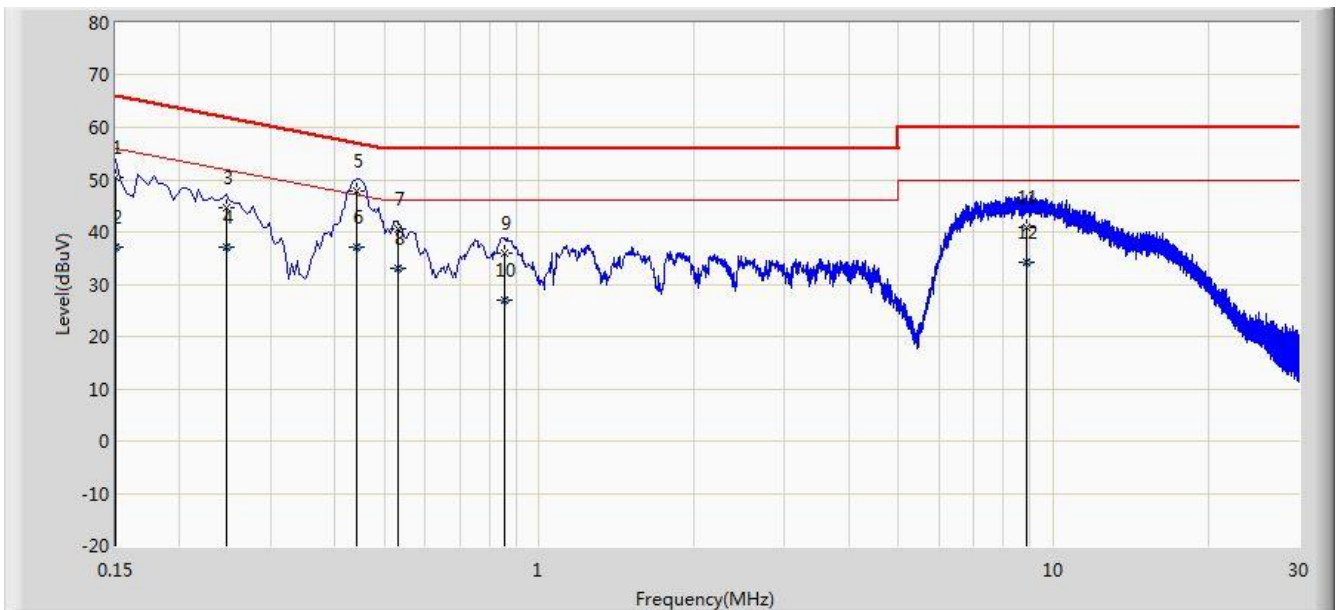


No	Flag	Mark	Frequency (MHz)	Measure Level (dBuV)	Reading Level (dBuV)	Margin (dB)	Limit (dBuV)	Factor	Type
1			0.154	46.820	36.111	-18.961	65.781	10.709	QP
2			0.154	30.655	19.946	-25.126	55.781	10.709	AV
3			0.202	44.620	34.602	-18.908	63.528	10.018	QP
4			0.202	34.403	24.385	-19.125	53.528	10.018	AV
5		*	0.446	47.932	37.868	-9.018	56.949	10.063	QP
6			0.446	37.796	27.732	-9.154	46.949	10.063	AV
7			0.710	29.686	19.680	-26.314	56.000	10.006	QP
8			0.710	21.045	11.039	-24.955	46.000	10.006	AV
9			1.662	30.336	20.464	-25.664	56.000	9.872	QP
10			1.662	22.000	12.128	-24.000	46.000	9.872	AV
11			8.522	40.032	30.226	-19.968	60.000	9.806	QP
12			8.522	33.406	23.600	-16.594	50.000	9.806	AV

Note: Measure Level (dBμV) = Reading Level (dBμV) + Factor (dB)

Factor (dB) = Cable Loss (dB) + LISN Factor (dB)

Site: SR2	Time: 2017/03/02 - 16:23
Limit: FCC_Part15.207_CE_AC Power	Engineer: Kevin Ker
Probe: ENV216_101683_Filter On	Polarity: Neutral
EUT: US Wi-Fi AP 2x2 OD ext. antenna	Power: AC 120V/60Hz
Test Mode 1	



No	Flag	Mark	Frequency (MHz)	Measure Level (dBuV)	Reading Level (dBuV)	Margin (dB)	Limit (dBuV)	Factor	Type
1			0.150	50.420	39.152	-15.580	66.000	11.268	QP
2			0.150	37.098	25.830	-18.902	56.000	11.268	AV
3			0.246	44.706	34.744	-17.185	61.891	9.962	QP
4			0.246	37.221	27.259	-14.670	51.891	9.962	AV
5		*	0.442	47.778	37.694	-9.246	57.024	10.084	QP
6			0.442	37.158	27.074	-9.866	47.024	10.084	AV
7			0.530	40.558	30.452	-15.442	56.000	10.105	QP
8			0.530	33.068	22.962	-12.932	46.000	10.105	AV
9			0.854	36.022	26.072	-19.978	56.000	9.950	QP
10			0.854	26.978	17.028	-19.022	46.000	9.950	AV
11			8.866	40.823	30.984	-19.177	60.000	9.839	QP
12			8.866	34.175	24.336	-15.825	50.000	9.839	AV

Note: Measure Level (dBμV) = Reading Level (dBμV) + Factor (dB)

Factor (dB) = Cable Loss (dB) + LISN Factor (dB)

8. CONCLUSION

The data collected relate only the item(s) tested and show that the **US Wi-Fi AP 2x2 OD ext. antenna FCC ID: 2AD8UFZCWMBOM1, Model Number: FZCWMBOM1** is in compliance with Part 15E of the FCC Rules & IC Rules.

_____ The End _____