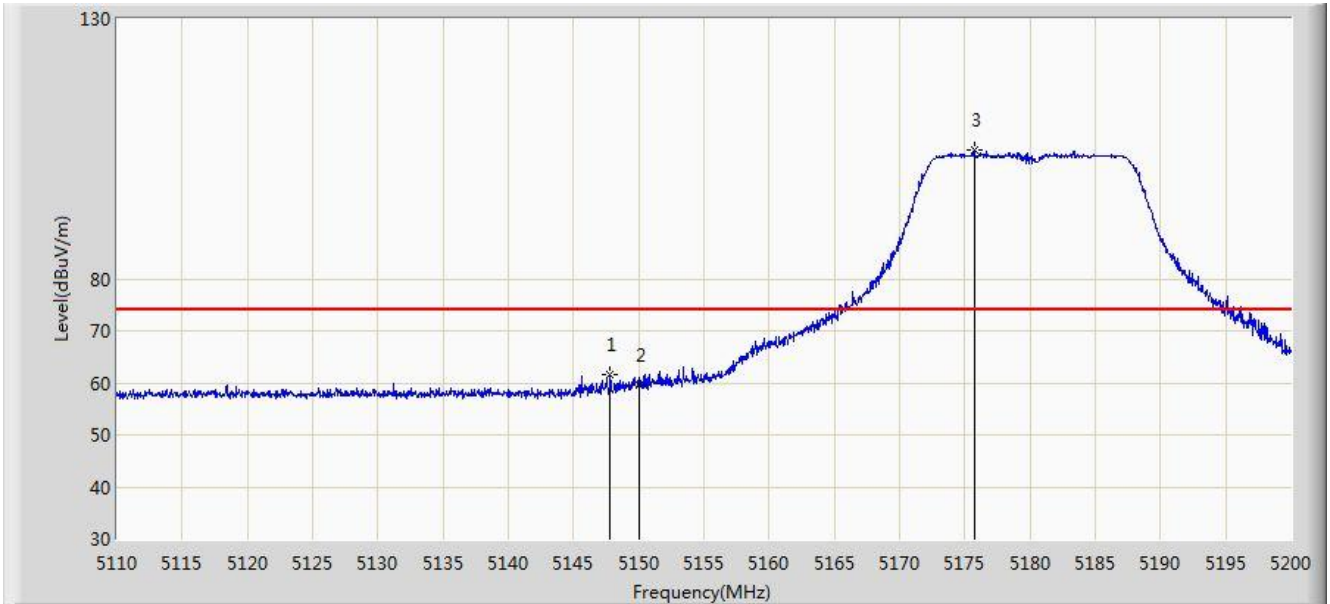


Site: AC1	Time: 2017/02/19 - 13:50
Limit: FCC_Part15.209_RE(3m)	Engineer: Kevin Ker
Probe: BBHA9120D_1GHz_18GHz	Polarity: Horizontal
EUT: US Wi-Fi AP 2x2 OD ext. antenna	Power: AC 120V/60Hz
Test Mode: Transmit by 802.11a at Channel 5180MHz Ant 2	

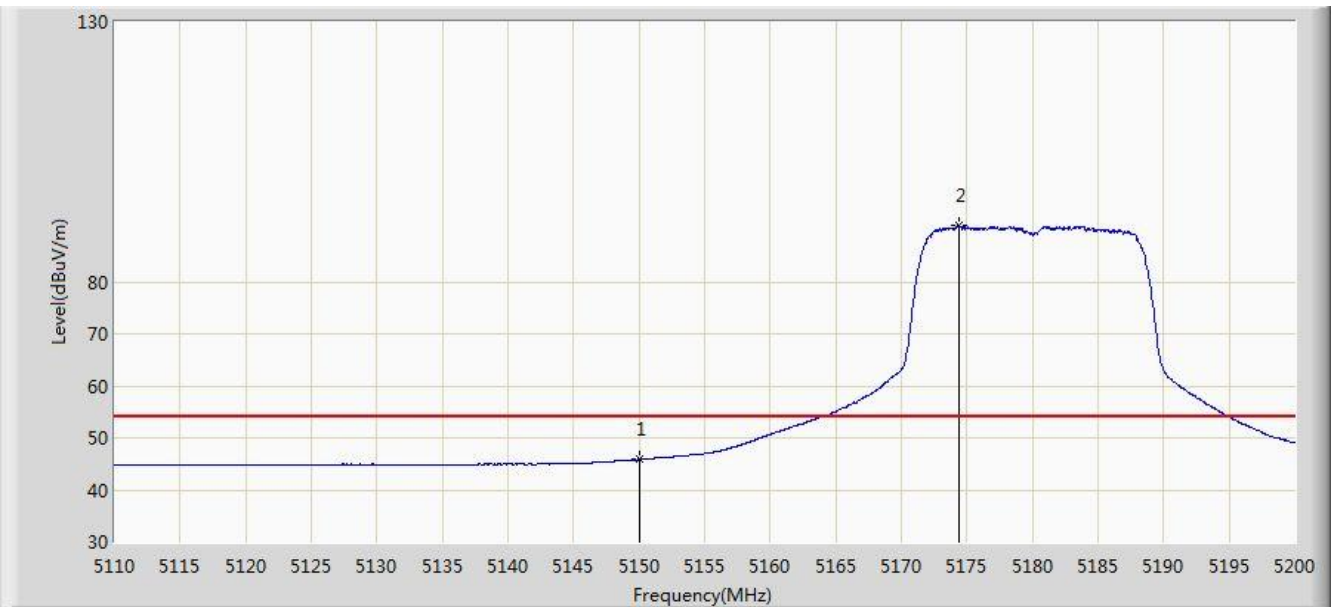


No	Flag	Mark	Frequency (MHz)	Measure Level (dBuV/m)	Reading Level (dBuV)	Margin (dB)	Limit (dBuV/m)	Factor (dB)	Type
1			5147.800	61.718	57.542	-12.282	74.000	4.176	PK
2			5150.000	59.452	55.283	-14.548	74.000	4.170	PK
3			5175.700	104.762	100.678	N/A	N/A	4.084	PK

Note: Measure Level (dB μ V/m) = Reading Level (dB μ V) + Factor (dB)

Factor (dB) = Cable Loss (dB) + Antenna Factor (dB/m) - Pre_Amplifier Gain (dB)

Site: AC1	Time: 2017/02/19 - 13:53
Limit: FCC_Part15.209_RE(3m)	Engineer: Kevin Ker
Probe: BBHA9120D_1GHz_18GHz	Polarity: Horizontal
EUT: US Wi-Fi AP 2x2 OD ext. antenna	Power: AC 120V/60Hz
Test Mode: Transmit by 802.11a at Channel 5180MHz Ant 2	

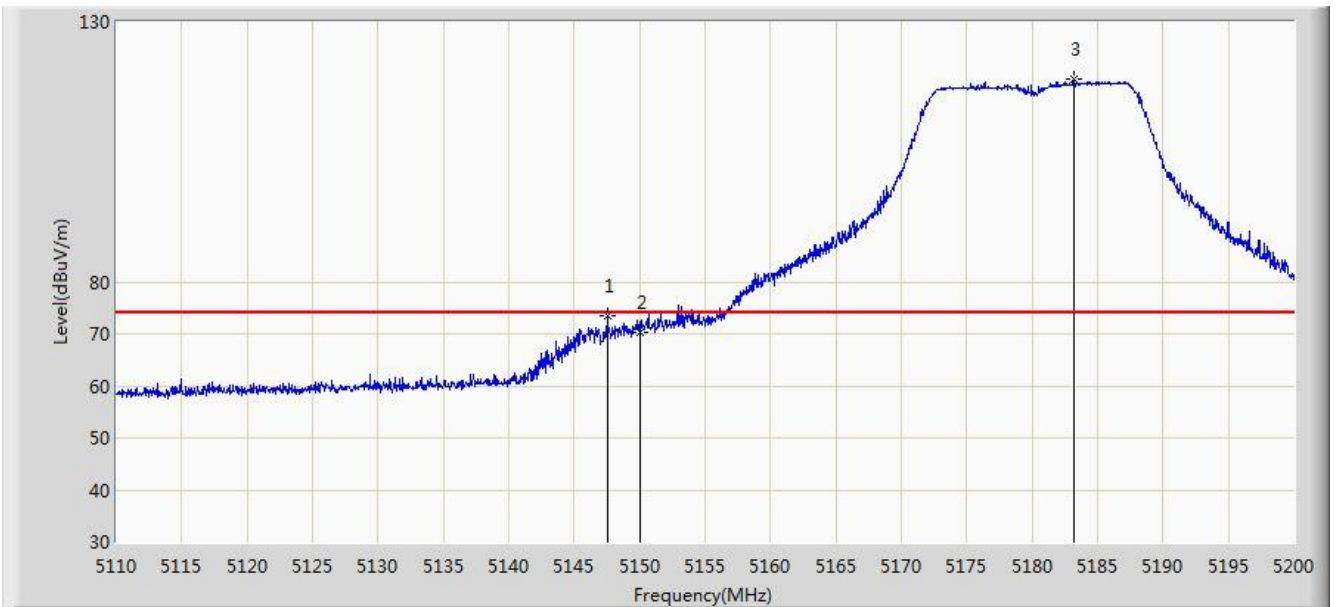


No	Flag	Mark	Frequency (MHz)	Measure Level (dBuV/m)	Reading Level (dBuV)	Margin (dB)	Limit (dBuV/m)	Factor (dB)	Type
1			5150.000	45.860	41.691	-8.140	54.000	4.170	AV
2			5174.350	90.843	86.754	N/A	N/A	4.088	AV

Note: Measure Level (dBuV/m) = Reading Level (dBuV) + Factor (dB)

Factor (dB) = Cable Loss (dB) + Antenna Factor (dB/m) - Pre_Amplifier Gain (dB)

Site: AC1	Time: 2017/02/19 - 13:49
Limit: FCC_Part15.209_RE(3m)	Engineer: Kevin Ker
Probe: BBHA9120D_1GHz_18GHz	Polarity: Vertical
EUT: US Wi-Fi AP 2x2 OD ext. antenna	Power: AC 120V/60Hz
Test Mode: Transmit by 802.11a at Channel 5180MHz Ant 2	

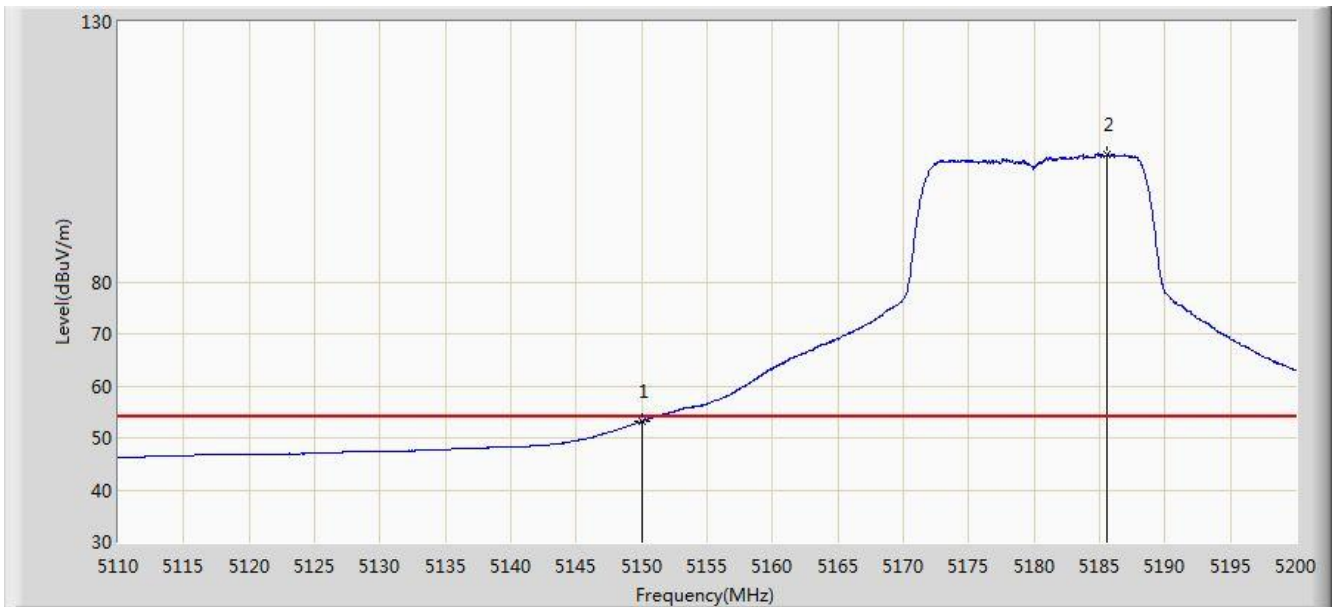


No	Flag	Mark	Frequency (MHz)	Measure Level (dBuV/m)	Reading Level (dBuV)	Margin (dB)	Limit (dBuV/m)	Factor (dB)	Type
1			5147.530	73.470	69.294	-0.530	74.000	4.176	PK
2			5150.000	70.374	66.205	-3.626	74.000	4.170	PK
3			5183.215	118.919	114.862	N/A	N/A	4.057	PK

Note: Measure Level (dB μ V/m) = Reading Level (dB μ V) + Factor (dB)

Factor (dB) = Cable Loss (dB) + Antenna Factor (dB/m) - Pre_Amplifier Gain (dB)

Site: AC1	Time: 2017/02/19 - 13:48
Limit: FCC_Part15.209_RE(3m)	Engineer: Kevin Ker
Probe: BBHA9120D_1GHz_18GHz	Polarity: Vertical
EUT: US Wi-Fi AP 2x2 OD ext. antenna	Power: AC 120V/60Hz
Test Mode: Transmit by 802.11a at Channel 5180MHz Ant 2	

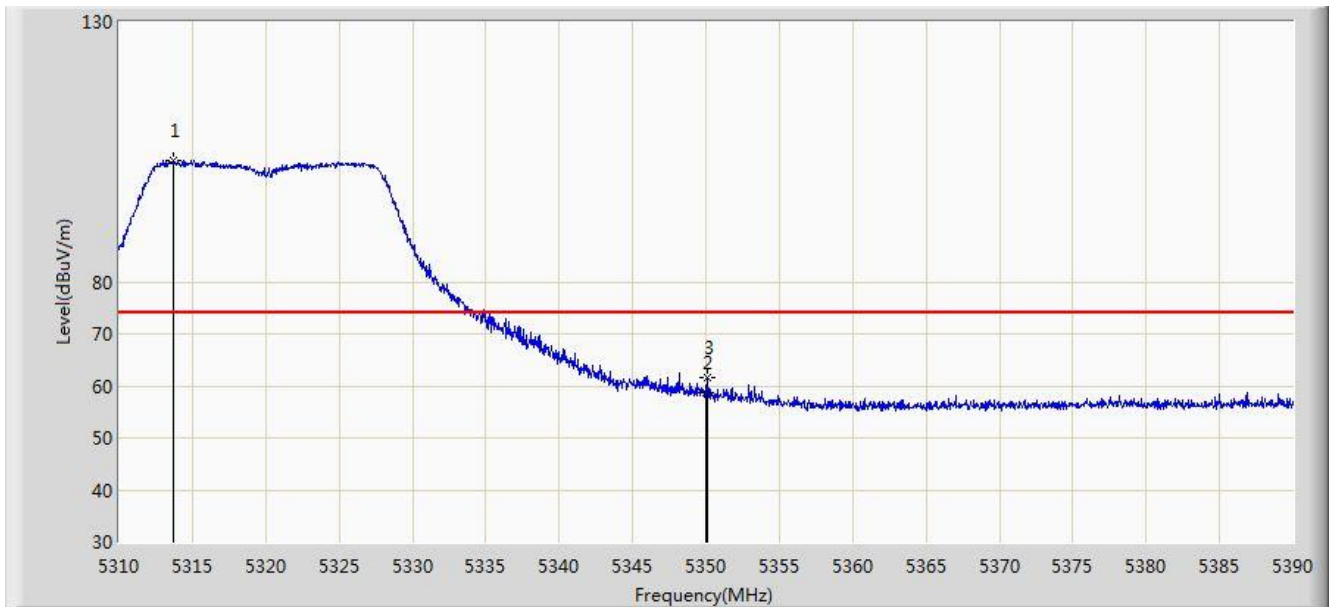


No	Flag	Mark	Frequency (MHz)	Measure Level (dBuV/m)	Reading Level (dBuV)	Margin (dB)	Limit (dBuV/m)	Factor (dB)	Type
1			5150.000	53.149	48.980	-0.851	54.000	4.170	AV
2			5185.510	104.412	100.363	N/A	N/A	4.049	AV

Note: Measure Level (dBuV/m) = Reading Level (dBuV) + Factor (dB)

Factor (dB) = Cable Loss (dB) + Antenna Factor (dB/m) - Pre_Amplifier Gain (dB)

Site: AC1	Time: 2017/02/19 - 14:04
Limit: FCC_Part15.209_RE(3m)	Engineer: Kevin Ker
Probe: BBHA9120D_1GHz_18GHz	Polarity: Horizontal
EUT: US Wi-Fi AP 2x2 OD ext. antenna	Power: AC 120V/60Hz
Test Mode: Transmit by 802.11a at Channel 5320MHz Ant 2	

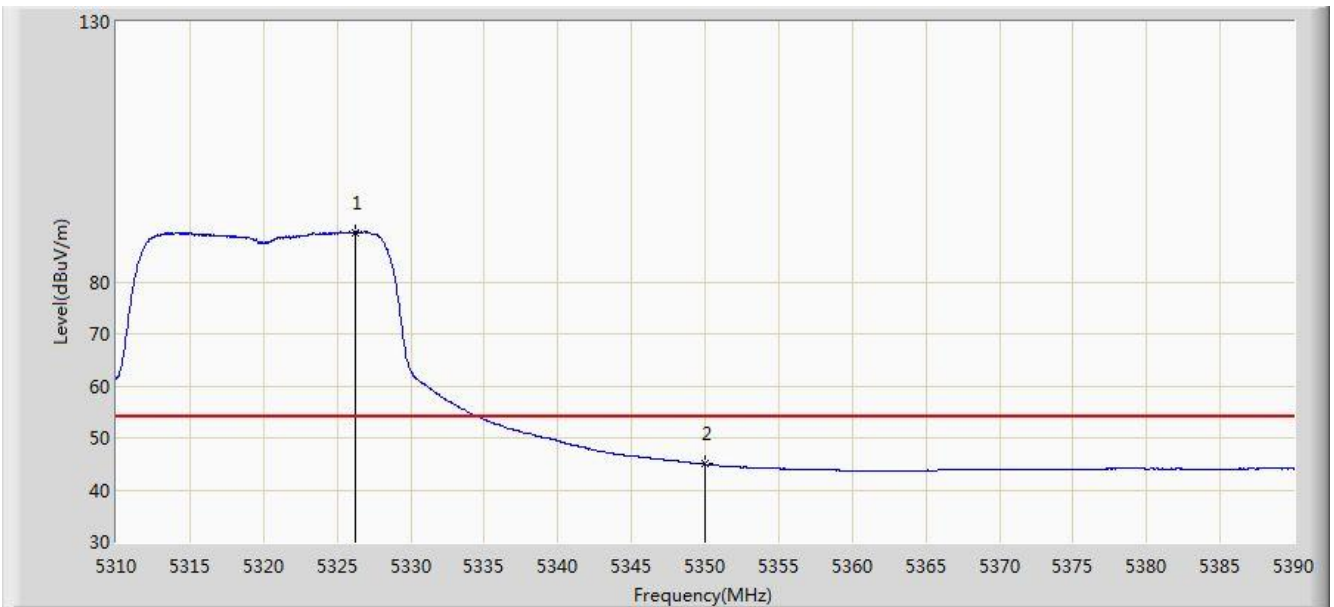


No	Flag	Mark	Frequency (MHz)	Measure Level (dBuV/m)	Reading Level (dBuV)	Margin (dB)	Limit (dBuV/m)	Factor (dB)	Type
1			5313.680	103.432	99.595	N/A	N/A	3.836	PK
2			5350.000	58.577	54.672	-15.423	74.000	3.904	PK
3			5350.080	61.599	57.694	-12.401	74.000	3.904	PK

Note: Measure Level (dB μ V/m) = Reading Level (dB μ V) + Factor (dB)

Factor (dB) = Cable Loss (dB) + Antenna Factor (dB/m) - Pre_Amplifier Gain (dB)

Site: AC1	Time: 2017/02/19 - 14:06
Limit: FCC_Part15.209_RE(3m)	Engineer: Kevin Ker
Probe: BBHA9120D_1GHz_18GHz	Polarity: Horizontal
EUT: US Wi-Fi AP 2x2 OD ext. antenna	Power: AC 120V/60Hz
Test Mode: Transmit by 802.11a at Channel 5320MHz Ant 2	

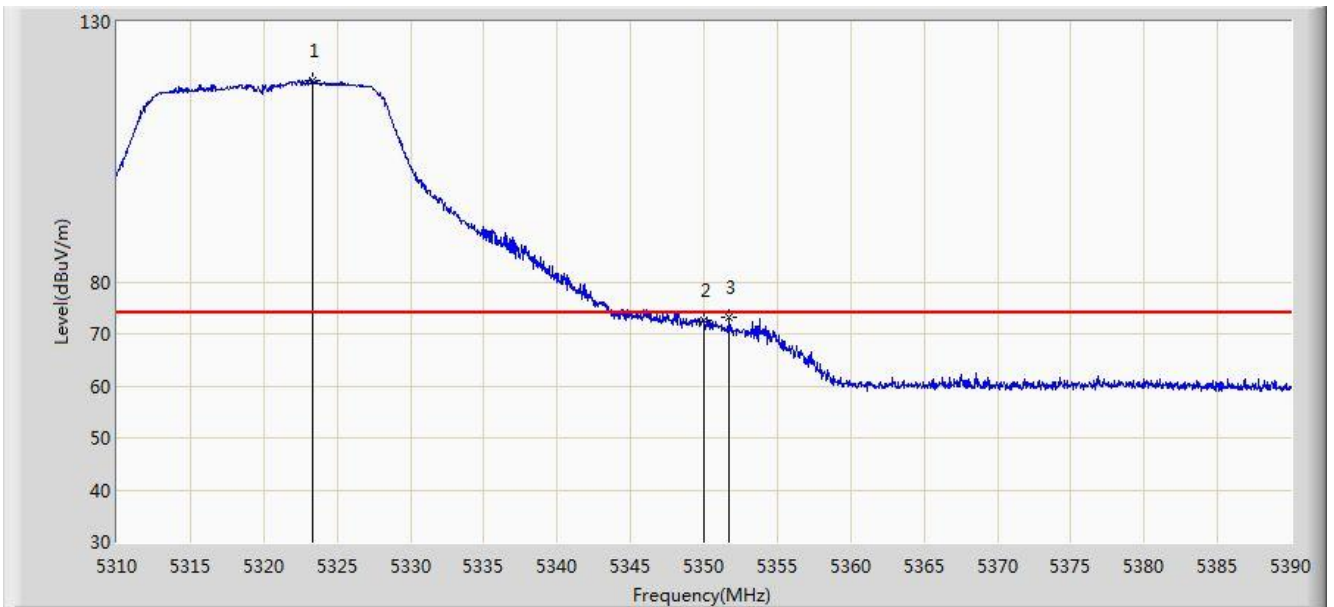


No	Flag	Mark	Frequency (MHz)	Measure Level (dBuV/m)	Reading Level (dBuV)	Margin (dB)	Limit (dBuV/m)	Factor (dB)	Type
1			5326.240	89.548	85.688	N/A	N/A	3.860	AV
2			5350.000	44.930	41.025	-9.070	54.000	3.904	AV

Note: Measure Level (dB μ V/m) = Reading Level (dB μ V) + Factor (dB)

Factor (dB) = Cable Loss (dB) + Antenna Factor (dB/m) - Pre_Amplifier Gain (dB)

Site: AC1	Time: 2017/02/19 - 14:02
Limit: FCC_Part15.209_RE(3m)	Engineer: Kevin Ker
Probe: BBHA9120D_1GHz_18GHz	Polarity: Vertical
EUT: US Wi-Fi AP 2x2 OD ext. antenna	Power: AC 120V/60Hz
Test Mode: Transmit by 802.11a at Channel 5320MHz Ant 2	

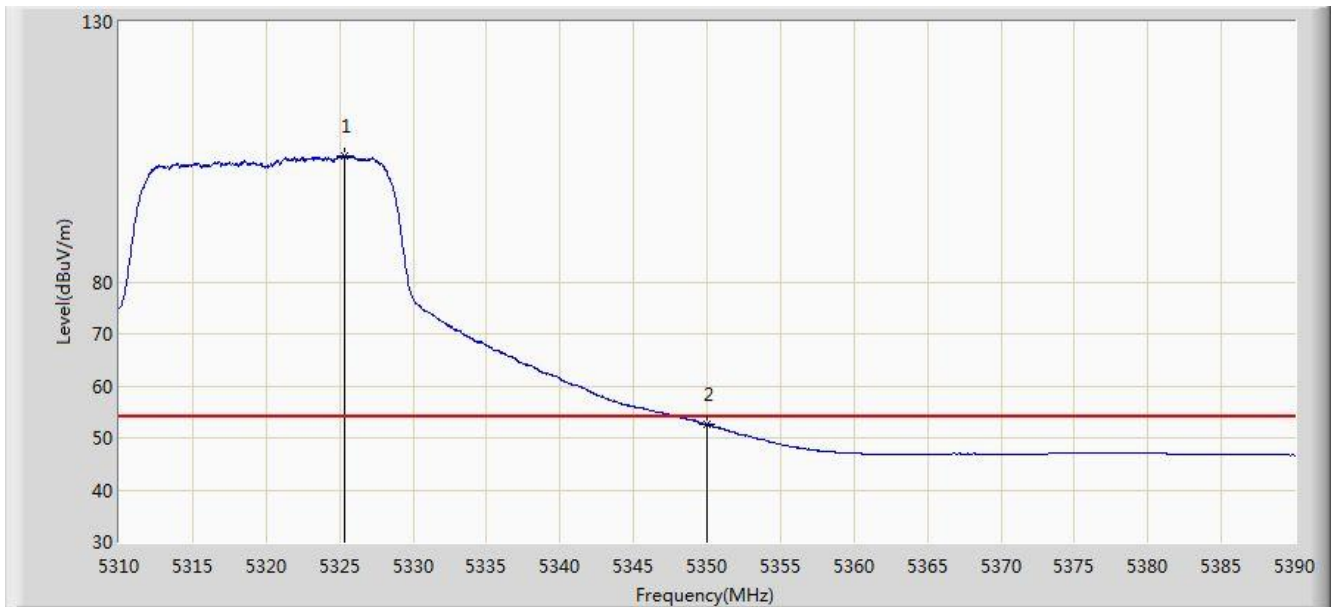


No	Flag	Mark	Frequency (MHz)	Measure Level (dBuV/m)	Reading Level (dBuV)	Margin (dB)	Limit (dBuV/m)	Factor (dB)	Type
1			5323.320	118.809	114.954	N/A	N/A	3.855	PK
2			5350.000	72.571	68.666	-1.429	74.000	3.904	PK
3			5351.720	73.127	69.219	-0.873	74.000	3.908	PK

Note: Measure Level (dB μ V/m) = Reading Level (dB μ V) + Factor (dB)

Factor (dB) = Cable Loss (dB) + Antenna Factor (dB/m) - Pre_Amplifier Gain (dB)

Site: AC1	Time: 2017/02/19 - 14:01
Limit: FCC_Part15.209_RE(3m)	Engineer: Kevin Ker
Probe: BBHA9120D_1GHz_18GHz	Polarity: Vertical
EUT: US Wi-Fi AP 2x2 OD ext. antenna	Power: AC 120V/60Hz
Test Mode: Transmit by 802.11a at Channel 5320MHz Ant 2	

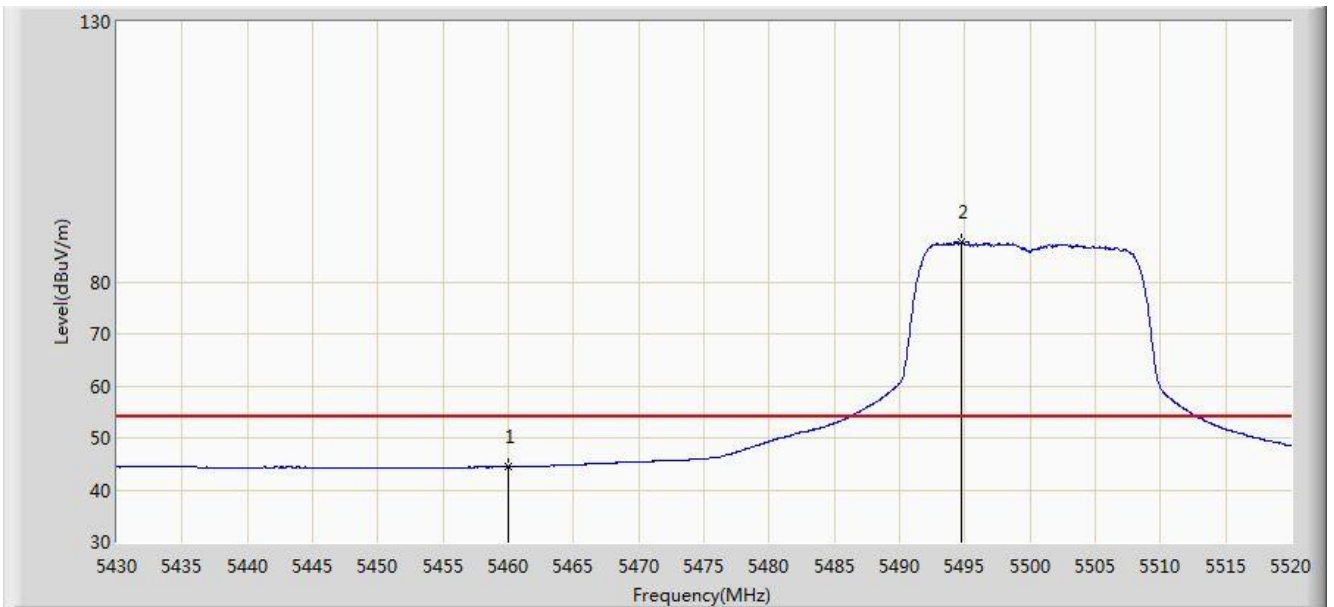


No	Flag	Mark	Frequency (MHz)	Measure Level (dBuV/m)	Reading Level (dBuV)	Margin (dB)	Limit (dBuV/m)	Factor (dB)	Type
1			5325.320	104.120	100.261	N/A	N/A	3.859	AV
2			5350.000	52.606	48.701	-1.394	54.000	3.904	AV

Note: Measure Level (dBμV/m) = Reading Level (dBμV) + Factor (dB)

Factor (dB) = Cable Loss (dB) + Antenna Factor (dB/m) - Pre_Amplifier Gain (dB)

Site: AC1	Time: 2017/02/19 - 14:15
Limit: FCC_Part15.209_RE(3m)	Engineer: Kevin Ker
Probe: BBHA9120D_1GHz_18GHz	Polarity: Horizontal
EUT: US Wi-Fi AP 2x2 OD ext. antenna	Power: AC 120V/60Hz
Test Mode: Transmit by 802.11a at Channel 5500MHz Ant 2	

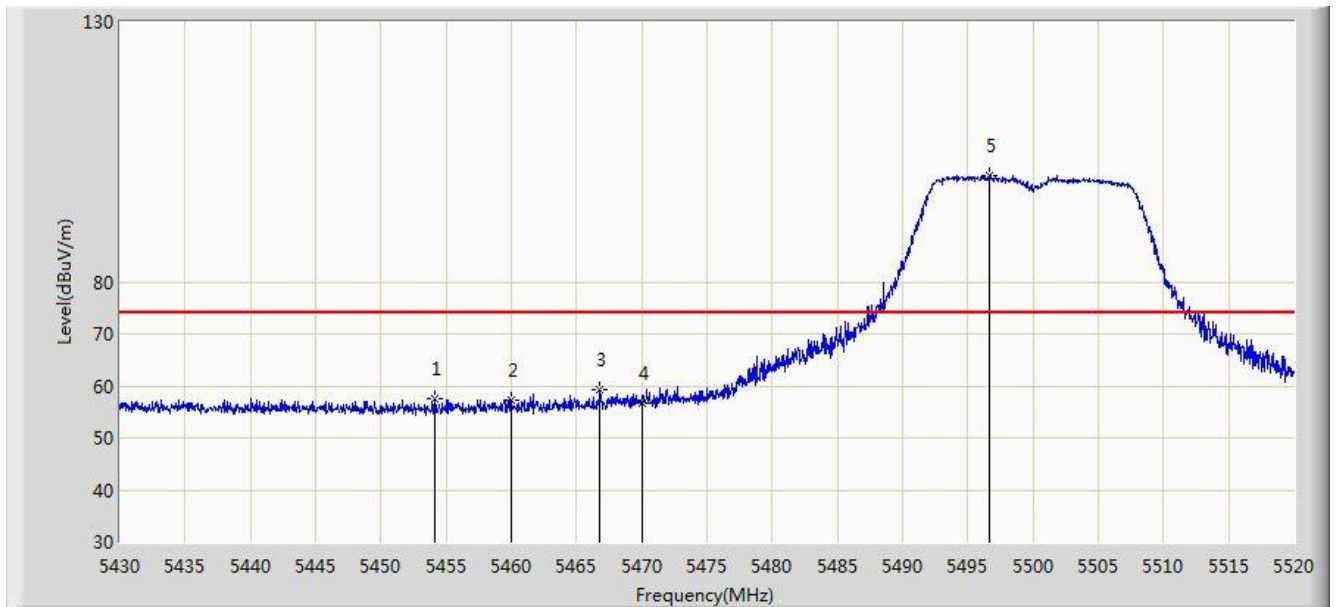


No	Flag	Mark	Frequency (MHz)	Measure Level (dBuV/m)	Reading Level (dBuV)	Margin (dB)	Limit (dBuV/m)	Factor (dB)	Type
1			5460.000	44.396	40.216	-9.604	54.000	4.180	AV
2			5494.755	87.625	83.366	N/A	N/A	4.259	AV

Note: Measure Level (dBuV/m) = Reading Level (dBuV) + Factor (dB)

Factor (dB) = Cable Loss (dB) + Antenna Factor (dB/m) - Pre_Amplifier Gain (dB)

Site: AC1	Time: 2017/02/19 - 14:14
Limit: FCC_Part15.209_RE(3m)	Engineer: Kevin Ker
Probe: BBHA9120D_1GHz_18GHz	Polarity: Horizontal
EUT: US Wi-Fi AP 2x2 OD ext. antenna	Power: AC 120V/60Hz
Test Mode: Transmit by 802.11a at Channel 5500MHz Ant 2	

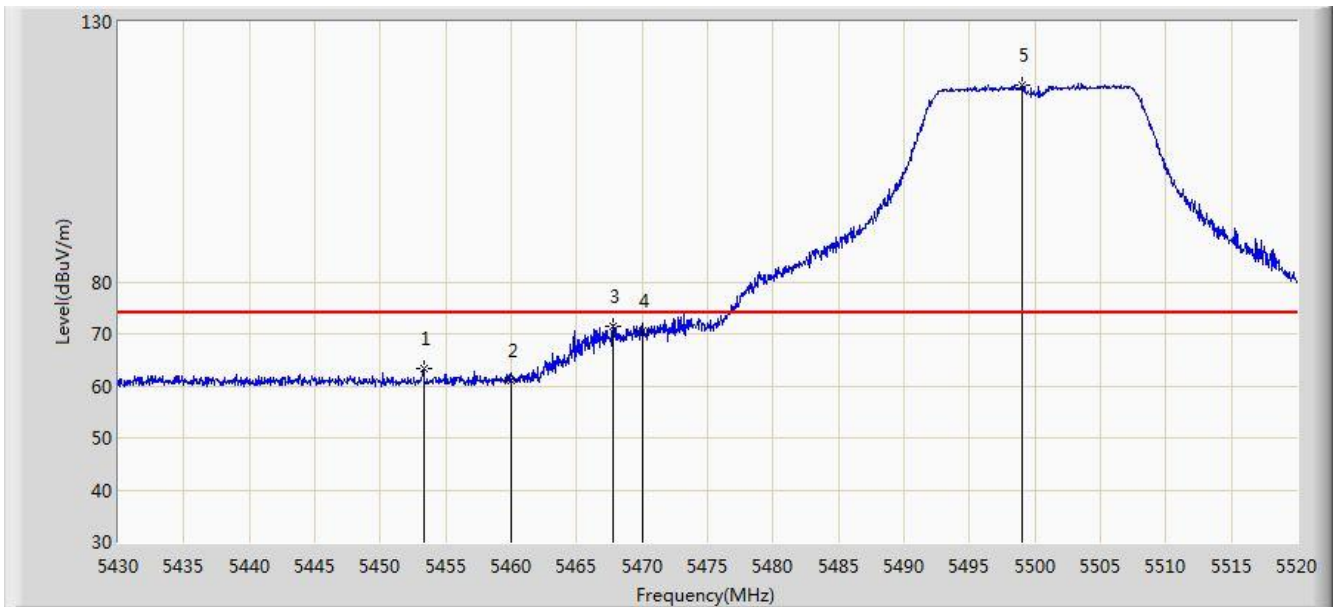


No	Flag	Mark	Frequency (MHz)	Measure Level (dBuV/m)	Reading Level (dBuV)	Margin (dB)	Limit (dBuV/m)	Factor (dB)	Type
1			5454.165	57.503	53.335	-16.497	74.000	4.168	PK
2			5460.000	57.119	52.939	-16.881	74.000	4.180	PK
3			5466.810	59.161	54.966	-14.839	74.000	4.196	PK
4			5470.000	56.708	52.506	-17.292	74.000	4.202	PK
5			5496.690	100.391	96.128	N/A	N/A	4.264	PK

Note: Measure Level (dB μ V/m) = Reading Level (dB μ V) + Factor (dB)

Factor (dB) = Cable Loss (dB) + Antenna Factor (dB/m) - Pre_Amplifier Gain (dB)

Site: AC1	Time: 2017/02/19 - 14:07
Limit: FCC_Part15.209_RE(3m)	Engineer: Kevin Ker
Probe: BBHA9120D_1GHz_18GHz	Polarity: Vertical
EUT: US Wi-Fi AP 2x2 OD ext. antenna	Power: AC 120V/60Hz
Test Mode: Transmit by 802.11a at Channel 5500MHz Ant 2	

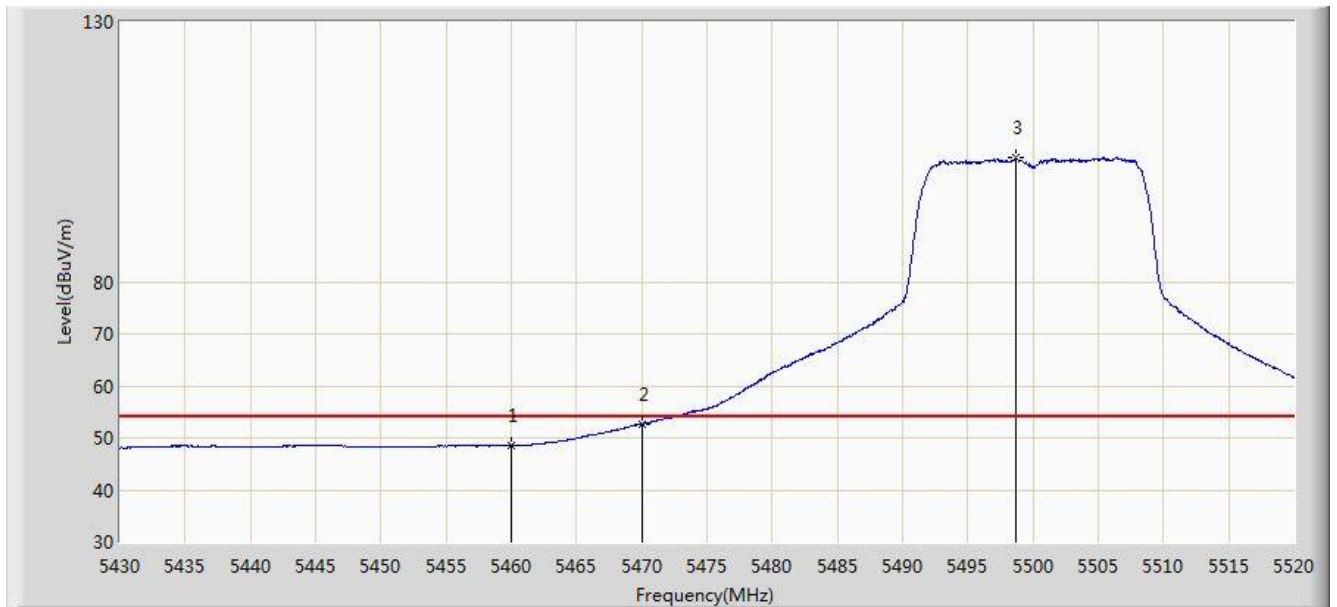


No	Flag	Mark	Frequency (MHz)	Measure Level (dBuV/m)	Reading Level (dBuV)	Margin (dB)	Limit (dBuV/m)	Factor (dB)	Type
1			5453.355	63.302	59.136	-10.698	74.000	4.165	PK
2			5460.000	61.056	56.876	-12.944	74.000	4.180	PK
3			5467.755	71.466	67.269	-2.534	74.000	4.197	PK
4			5470.000	70.669	66.467	-3.331	74.000	4.202	PK
5			5498.985	117.793	113.524	N/A	N/A	4.269	PK

Note: Measure Level (dB μ V/m) = Reading Level (dB μ V) + Factor (dB)

Factor (dB) = Cable Loss (dB) + Antenna Factor (dB/m) - Pre_Amplifier Gain (dB)

Site: AC1	Time: 2017/02/19 - 14:13
Limit: FCC_Part15.209_RE(3m)	Engineer: Kevin Ker
Probe: BBHA9120D_1GHz_18GHz	Polarity: Vertical
EUT: US Wi-Fi AP 2x2 OD ext. antenna	Power: AC 120V/60Hz
Test Mode: Transmit by 802.11a at Channel 5500MHz Ant 2	

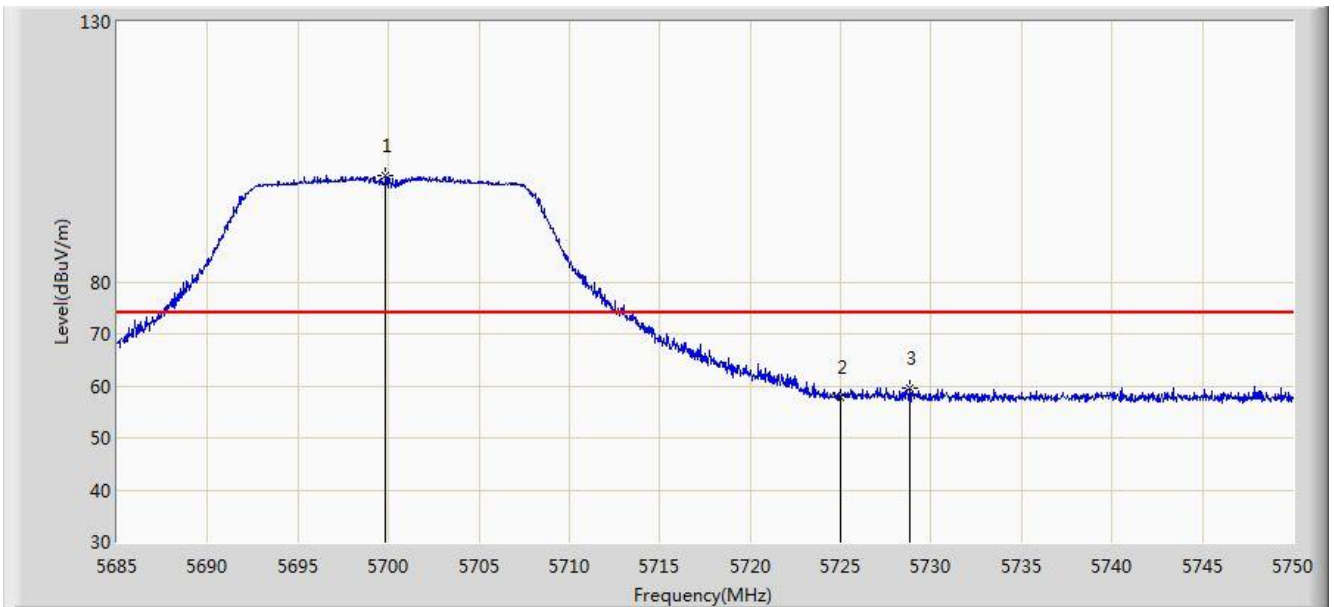


No	Flag	Mark	Frequency (MHz)	Measure Level (dBuV/m)	Reading Level (dBuV)	Margin (dB)	Limit (dBuV/m)	Factor (dB)	Type
1			5460.000	48.525	44.345	-5.475	54.000	4.180	AV
2			5470.000	52.607	48.405	-1.393	54.000	4.202	AV
3			5498.715	103.776	99.508	N/A	N/A	4.268	AV

Note: Measure Level (dB μ V/m) = Reading Level (dB μ V) + Factor (dB)

Factor (dB) = Cable Loss (dB) + Antenna Factor (dB/m) - Pre_Amplifier Gain (dB)

Site: AC1	Time: 2017/02/19 - 14:20
Limit: FCC_Part15.209_RE(3m)	Engineer: Kevin Ker
Probe: BBHA9120D_1GHz_18GHz	Polarity: Horizontal
EUT: US Wi-Fi AP 2x2 OD ext. antenna	Power: AC 120V/60Hz
Test Mode: Transmit by 802.11a at Channel 5700MHz Ant 2	

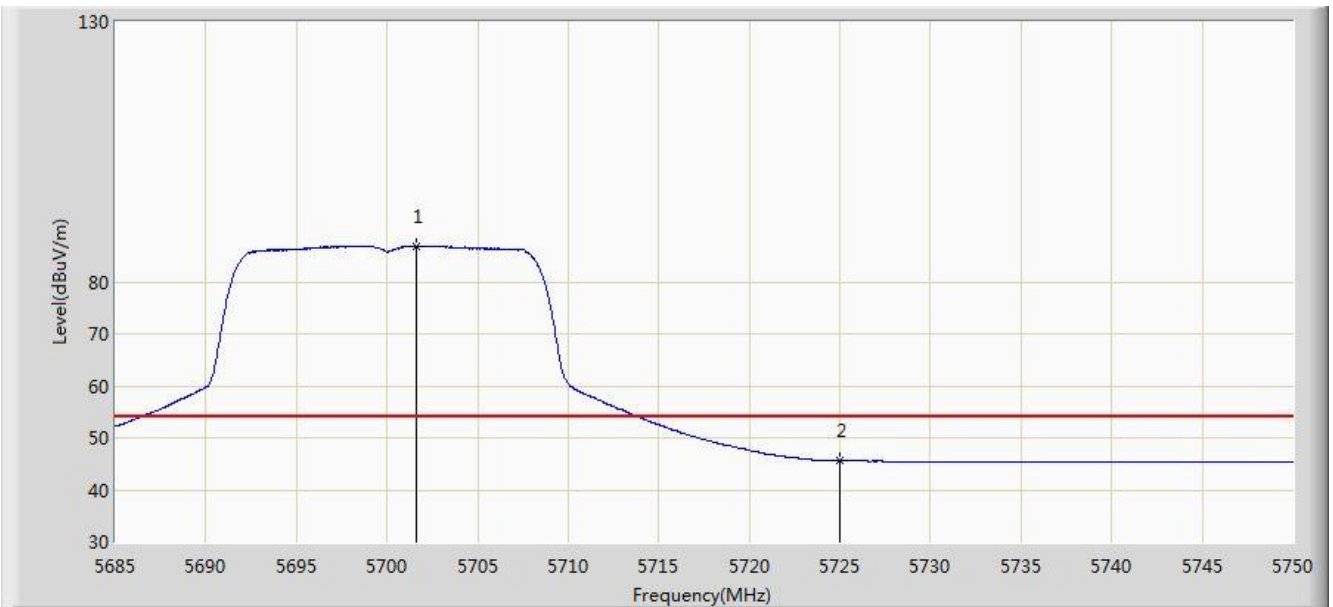


No	Flag	Mark	Frequency (MHz)	Measure Level (dBuV/m)	Reading Level (dBuV)	Margin (dB)	Limit (dBuV/m)	Factor (dB)	Type
1			5699.853	100.291	95.414	N/A	N/A	4.878	PK
2			5725.000	57.867	52.838	-16.133	74.000	5.029	PK
3			5728.842	59.679	54.625	-14.321	74.000	5.054	PK

Note: Measure Level (dB μ V/m) = Reading Level (dB μ V) + Factor (dB)

Factor (dB) = Cable Loss (dB) + Antenna Factor (dB/m) - Pre_Amplifier Gain (dB)

Site: AC1	Time: 2017/02/19 - 14:21
Limit: FCC_Part15.209_RE(3m)	Engineer: Kevin Ker
Probe: BBHA9120D_1GHz_18GHz	Polarity: Horizontal
EUT: US Wi-Fi AP 2x2 OD ext. antenna	Power: AC 120V/60Hz
Test Mode: Transmit by 802.11a at Channel 5700MHz Ant 2	

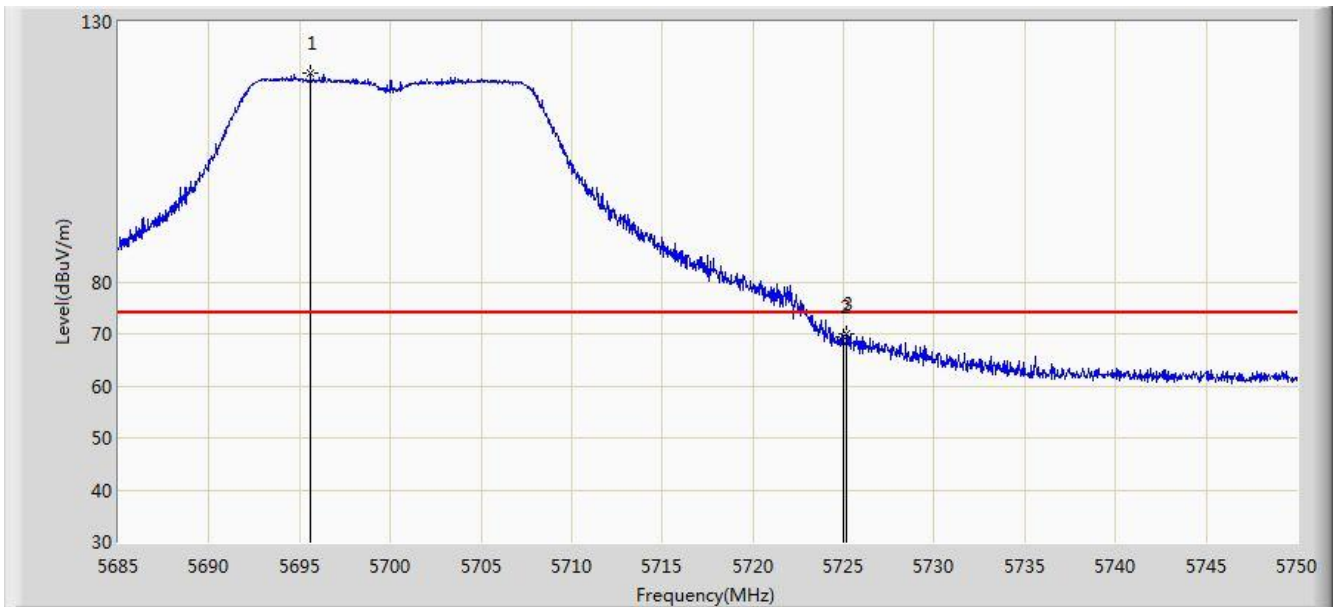


No	Flag	Mark	Frequency (MHz)	Measure Level (dBuV/m)	Reading Level (dBuV)	Margin (dB)	Limit (dBuV/m)	Factor (dB)	Type
1			5701.640	86.891	82.004	N/A	N/A	4.887	AV
2			5725.000	45.544	40.515	-8.456	54.000	5.029	AV

Note: Measure Level (dB μ V/m) = Reading Level (dB μ V) + Factor (dB)

Factor (dB) = Cable Loss (dB) + Antenna Factor (dB/m) - Pre_Amplifier Gain (dB)

Site: AC1	Time: 2017/02/19 - 14:19
Limit: FCC_Part15.209_RE(3m)	Engineer: Kevin Ker
Probe: BBHA9120D_1GHz_18GHz	Polarity: Vertical
EUT: US Wi-Fi AP 2x2 OD ext. antenna	Power: AC 120V/60Hz
Test Mode: Transmit by 802.11a at Channel 5700MHz Ant 2	

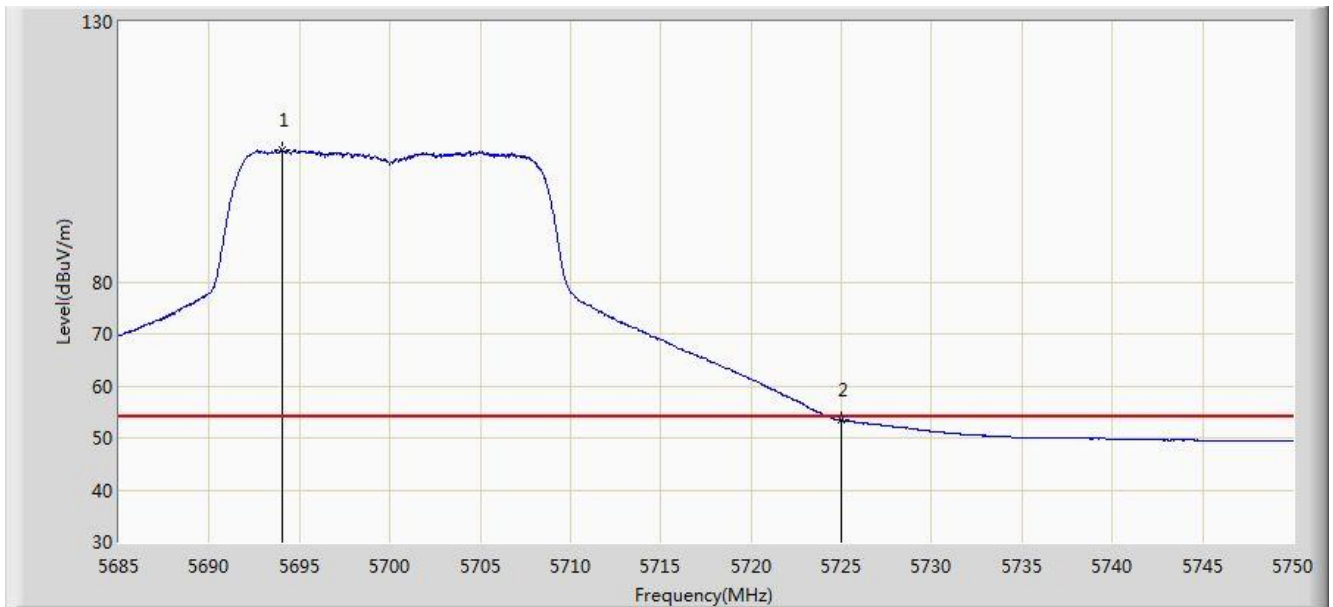


No	Flag	Mark	Frequency (MHz)	Measure Level (dBuV/m)	Reading Level (dBuV)	Margin (dB)	Limit (dBuV/m)	Factor (dB)	Type
1			5695.595	120.173	115.318	N/A	N/A	4.855	PK
2			5725.000	69.361	64.332	-4.639	74.000	5.029	PK
3			5725.170	69.979	64.949	-4.021	74.000	5.030	PK

Note: Measure Level (dBuV/m) = Reading Level (dBuV) + Factor (dB)

Factor (dB) = Cable Loss (dB) + Antenna Factor (dB/m) - Pre_Amplifier Gain (dB)

Site: AC1	Time: 2017/02/19 - 14:18
Limit: FCC_Part15.209_RE(3m)	Engineer: Kevin Ker
Probe: BBHA9120D_1GHz_18GHz	Polarity: Vertical
EUT: US Wi-Fi AP 2x2 OD ext. antenna	Power: AC 120V/60Hz
Test Mode: Transmit by 802.11a at Channel 5700MHz Ant 2	

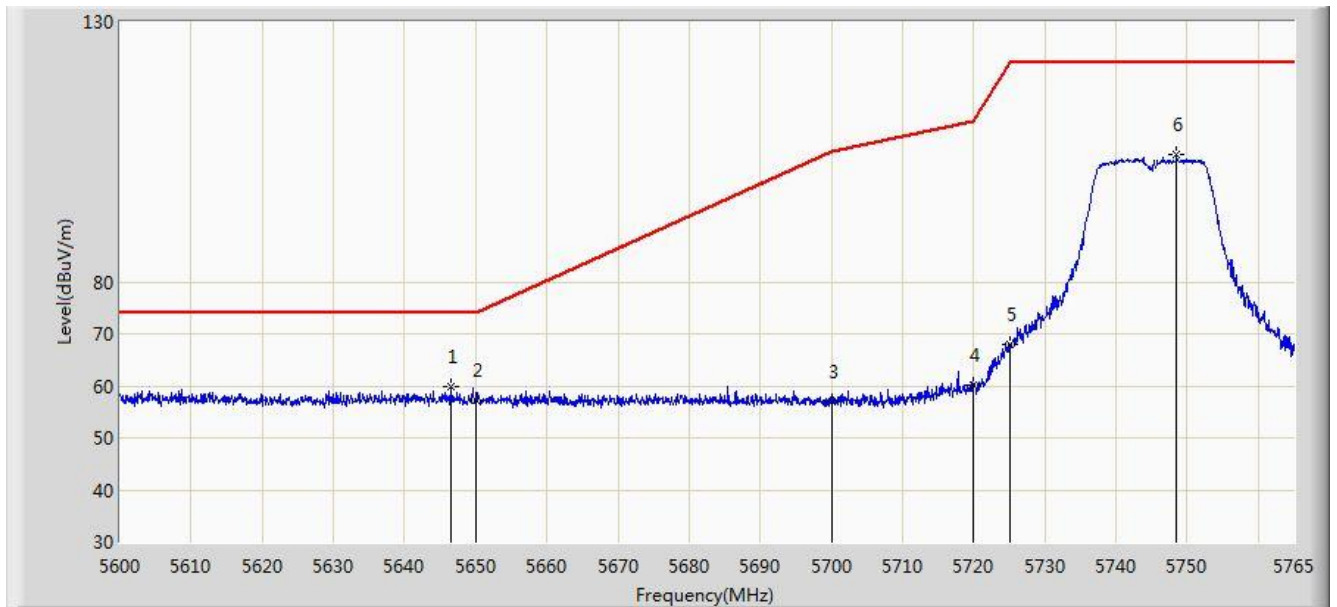


No	Flag	Mark	Frequency (MHz)	Measure Level (dBuV/m)	Reading Level (dBuV)	Margin (dB)	Limit (dBuV/m)	Factor (dB)	Type
1			5694.067	105.403	100.556	N/A	N/A	4.847	AV
2			5725.000	53.377	48.348	-0.623	54.000	5.029	AV

Note: Measure Level (dBμV/m) = Reading Level (dBμV) + Factor (dB)

Factor (dB) = Cable Loss (dB) + Antenna Factor (dB/m) - Pre_Amplifier Gain (dB)

Site: AC1	Time: 2017/02/19 - 14:26
Limit: FCC_Part15.407_RE(3m)	Engineer: Kevin Ker
Probe: BBHA9120D_1GHz_18GHz	Polarity: Horizontal
EUT: US Wi-Fi AP 2x2 OD ext. antenna	Power: AC 120V/60Hz
Test Mode: Transmit by 802.11a at Channel 5745MHz Ant 2	

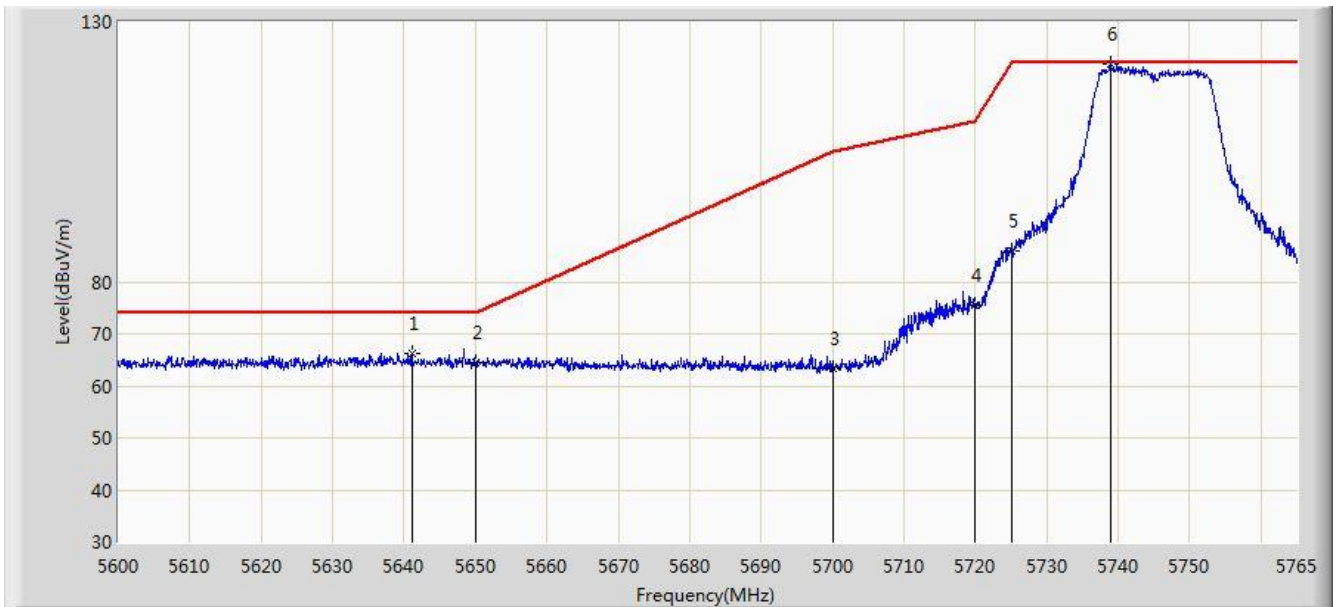


No	Flag	Mark	Frequency (MHz)	Measure Level (dBuV/m)	Reading Level (dBuV)	Margin (dB)	Limit (dBuV/m)	Factor (dB)	Type
1			5646.612	59.942	55.282	-14.058	74.000	4.660	PK
2			5650.000	57.311	52.640	-16.689	74.000	4.671	PK
3			5700.000	56.846	51.968	-48.354	105.200	4.878	PK
4			5720.000	60.267	55.270	-50.533	110.800	4.997	PK
5			5725.000	67.843	62.814	-54.357	122.200	5.029	PK
6			5748.500	104.606	99.431	N/A	N/A	5.175	PK

Note: Measure Level (dBuV/m) = Reading Level (dBuV) + Factor (dB)

Factor (dB) = Cable Loss (dB) + Antenna Factor (dB/m) - Pre_Amplifier Gain (dB)

Site: AC1	Time: 2017/02/19 - 14:24
Limit: FCC_Part15.407_RE(3m)	Engineer: Kevin Ker
Probe: BBHA9120D_1GHz_18GHz	Polarity: Vertical
EUT: US Wi-Fi AP 2x2 OD ext. antenna	Power: AC 120V/60Hz
Test Mode: Transmit by 802.11a at Channel 5745MHz Ant 2	

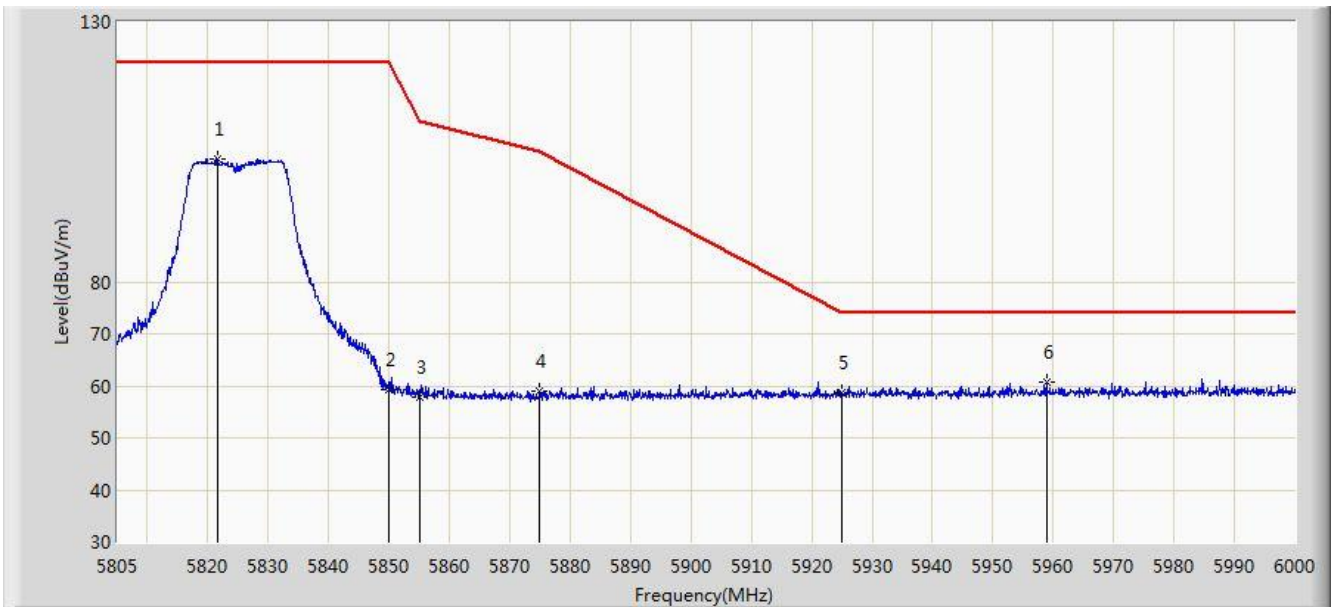


N	Fl	M	Frequency	Measure	Reading	Margin	Limit	Factor	Type
o	ag	ark	(MHz)	Level	Level	(dB)	(dBuV/m)	(dB)	
				(dBuV/m)	(dBuV)				
1			5641.085	66.273	61.632	-7.727	74.000	4.641	PK
2			5650.000	64.526	59.855	-9.474	74.000	4.671	PK
3			5700.000	63.378	58.500	-41.822	105.200	4.878	PK
4			5720.000	75.468	70.471	-35.332	110.800	4.997	PK
5			5725.000	85.965	80.936	-36.235	122.200	5.029	PK
6			5738.848	121.769	116.652	N/A	N/A	5.117	PK

Note: Measure Level (dBuV/m) = Reading Level (dBuV) + Factor (dB)

Factor (dB) = Cable Loss (dB) + Antenna Factor (dB/m) - Pre_Amplifier Gain (dB)

Site: AC1	Time: 2017/02/19 - 14:29
Limit: FCC_Part15.407_RE(3m)	Engineer: Kevin Ker
Probe: BBHA9120D_1GHz_18GHz	Polarity: Horizontal
EUT: US Wi-Fi AP 2x2 OD ext. antenna	Power: AC 120V/60Hz
Test Mode: Transmit by 802.11a at Channel 5825MHz Ant 2	

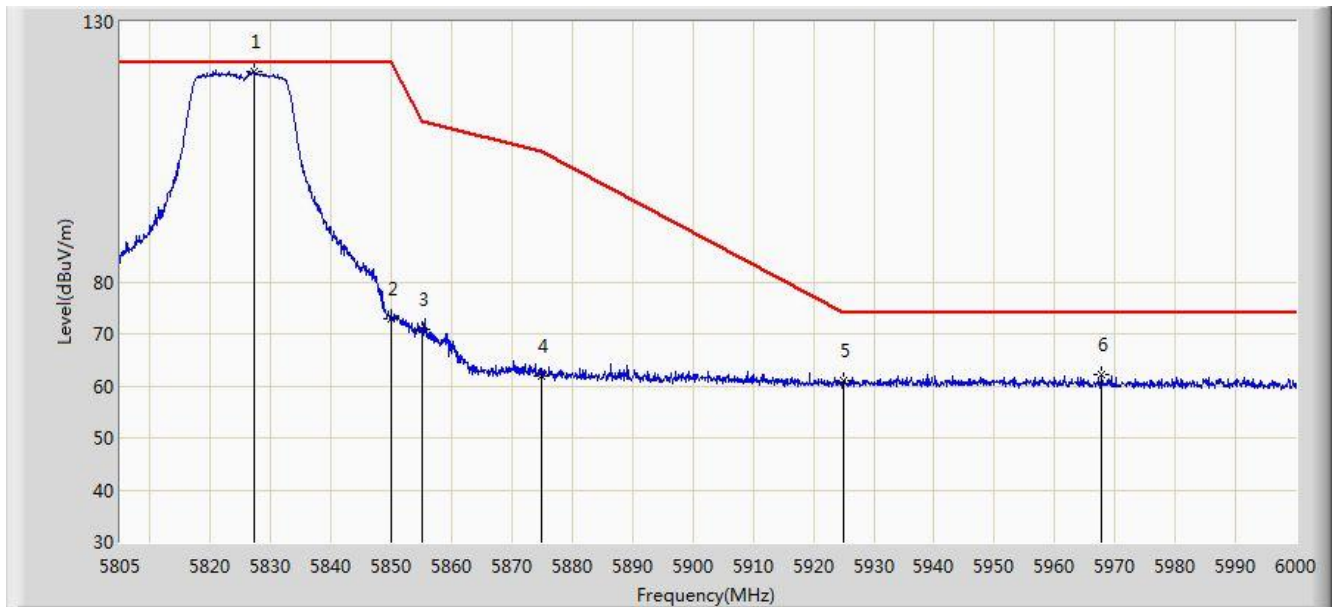


No	Flag	Mark	Frequency (MHz)	Measure Level (dBuV/m)	Reading Level (dBuV)	Margin (dB)	Limit (dBuV/m)	Factor (dB)	Type
1			5821.672	103.566	97.998	N/A	N/A	5.568	PK
2			5850.000	59.406	53.680	-62.794	122.200	5.726	PK
3			5855.000	57.687	51.941	-53.113	110.800	5.746	PK
4			5875.000	59.004	53.184	-46.196	105.200	5.820	PK
5			5925.000	58.611	52.645	-15.389	74.000	5.967	PK
6			5958.855	60.690	54.648	-13.310	74.000	6.043	PK

Note: Measure Level (dBuV/m) = Reading Level (dBuV) + Factor (dB)

Factor (dB) = Cable Loss (dB) + Antenna Factor (dB/m) - Pre_Amplifier Gain (dB)

Site: AC1	Time: 2017/02/19 - 14:31
Limit: FCC_Part15.407_RE(3m)	Engineer: Kevin Ker
Probe: BBHA9120D_1GHz_18GHz	Polarity: Vertical
EUT: US Wi-Fi AP 2x2 OD ext. antenna	Power: AC 120V/60Hz
Test Mode: Transmit by 802.11a at Channel 5825MHz Ant 2	

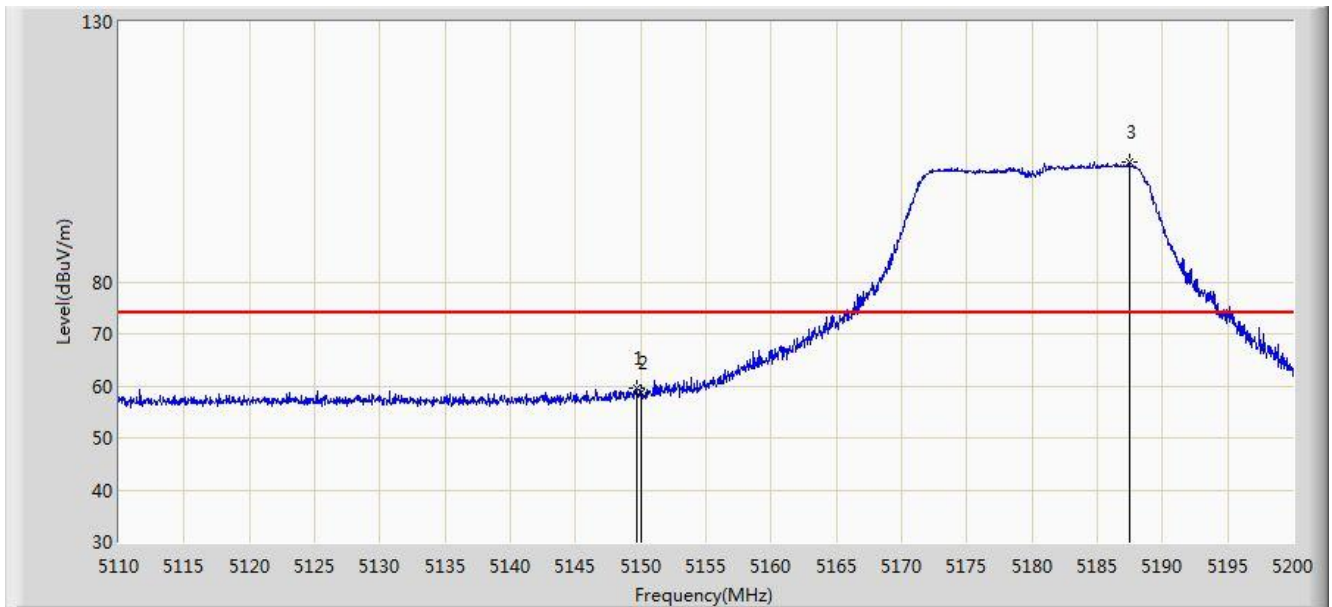


No	Flag	Mark	Frequency (MHz)	Measure Level (dBuV/m)	Reading Level (dBuV)	Margin (dB)	Limit (dBuV/m)	Factor (dB)	Type
1			5827.132	120.578	114.978	N/A	N/A	5.600	PK
2			5850.000	72.889	67.163	-49.311	122.200	5.726	PK
3			5855.000	70.998	65.252	-39.802	110.800	5.746	PK
4			5875.000	61.830	56.010	-43.370	105.200	5.820	PK
5			5925.000	60.884	54.918	-13.116	74.000	5.967	PK
6			5967.825	62.048	55.991	-11.952	74.000	6.057	PK

Note: Measure Level (dBuV/m) = Reading Level (dBuV) + Factor (dB)

Factor (dB) = Cable Loss (dB) + Antenna Factor (dB/m) - Pre_Amplifier Gain (dB)

Site: AC1	Time: 2017/02/19 - 14:42
Limit: FCC_Part15.209_RE(3m)	Engineer: Kevin Ker
Probe: BBHA9120D_1GHz_18GHz	Polarity: Horizontal
EUT: US Wi-Fi AP 2x2 OD ext. antenna	Power: AC 120V/60Hz
Test Mode: Transmit by 802.11n-HT20 at Channel 5180MHz Ant 2	

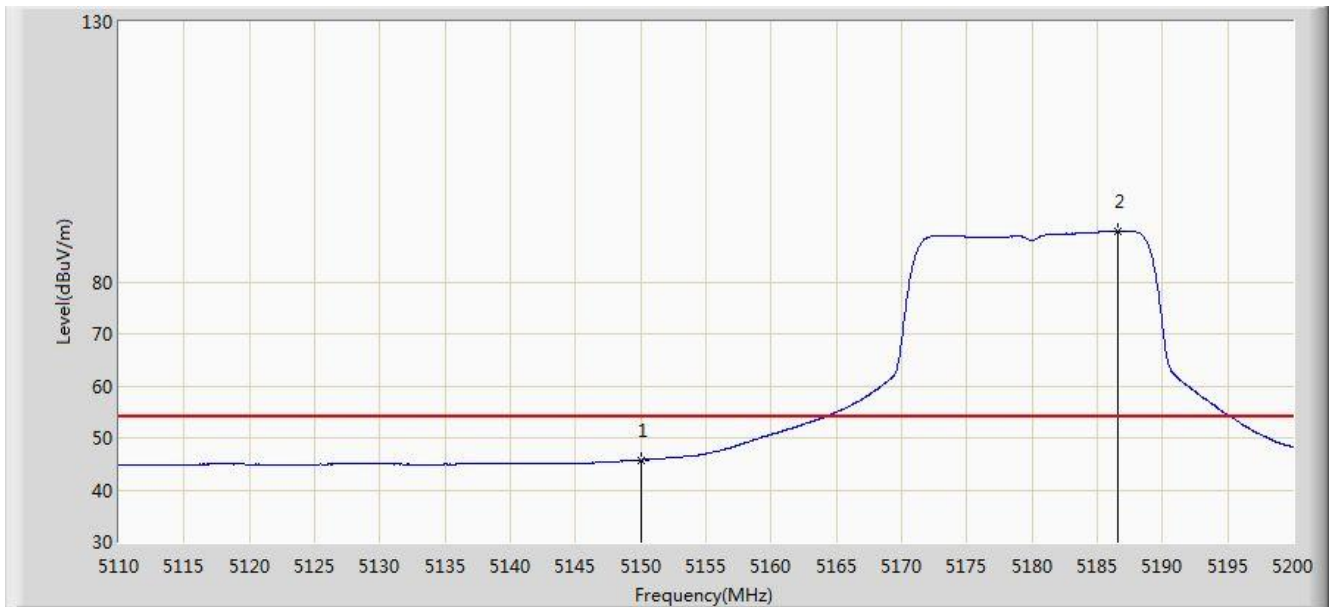


No	Flag	Mark	Frequency (MHz)	Measure Level (dBuV/m)	Reading Level (dBuV)	Margin (dB)	Limit (dBuV/m)	Factor (dB)	Type
1			5149.690	59.543	55.373	-14.457	74.000	4.170	PK
2			5150.000	58.766	54.597	-15.234	74.000	4.170	PK
3			5187.445	103.139	99.097	N/A	N/A	4.042	PK

Note: Measure Level (dB μ V/m) = Reading Level (dB μ V) + Factor (dB)

Factor (dB) = Cable Loss (dB) + Antenna Factor (dB/m) - Pre_Amplifier Gain (dB)

Site: AC1	Time: 2017/02/19 - 14:43
Limit: FCC_Part15.209_RE(3m)	Engineer: Kevin Ker
Probe: BBHA9120D_1GHz_18GHz	Polarity: Horizontal
EUT: US Wi-Fi AP 2x2 OD ext. antenna	Power: AC 120V/60Hz
Test Mode: Transmit by 802.11n-HT20 at Channel 5180MHz Ant 2	

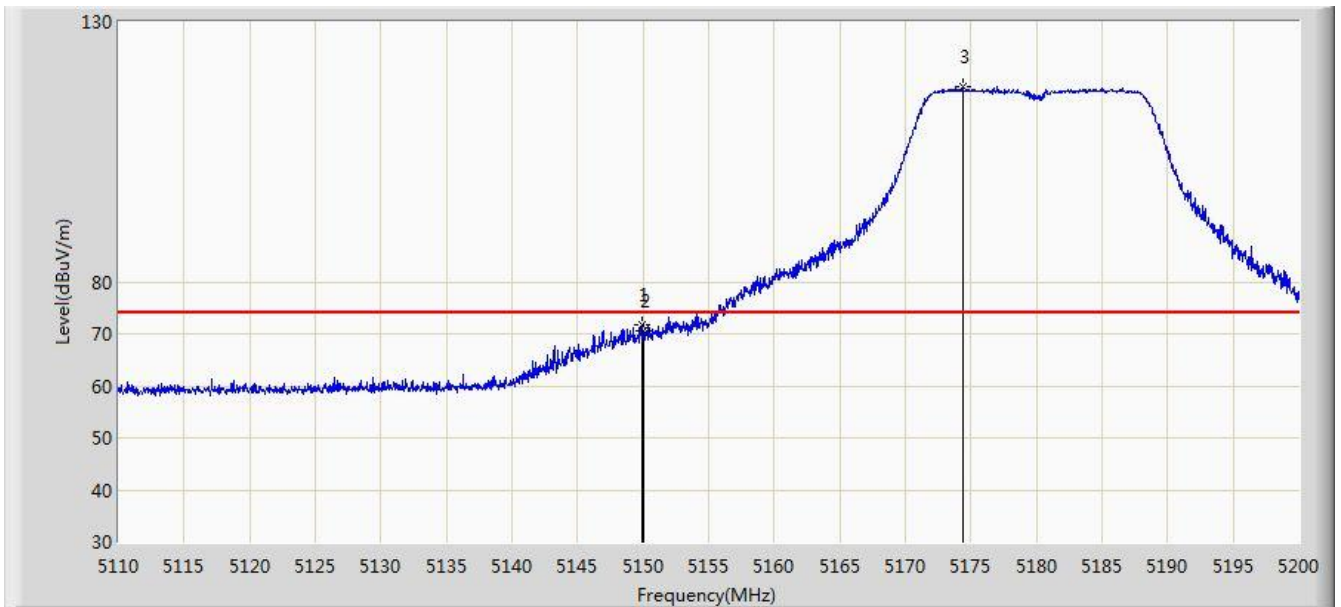


No	Flag	Mark	Frequency (MHz)	Measure Level (dBuV/m)	Reading Level (dBuV)	Margin (dB)	Limit (dBuV/m)	Factor (dB)	Type
1			5150.000	45.770	41.601	-8.230	54.000	4.170	AV
2			5186.635	89.807	85.762	N/A	N/A	4.045	AV

Note: Measure Level (dBuV/m) = Reading Level (dBuV) + Factor (dB)

Factor (dB) = Cable Loss (dB) + Antenna Factor (dB/m) - Pre_Amplifier Gain (dB)

Site: AC1	Time: 2017/02/19 - 14:41
Limit: FCC_Part15.209_RE(3m)	Engineer: Kevin Ker
Probe: BBHA9120D_1GHz_18GHz	Polarity: Vertical
EUT: US Wi-Fi AP 2x2 OD ext. antenna	Power: AC 120V/60Hz
Test Mode: Transmit by 802.11n-HT20 at Channel 5180MHz Ant 2	

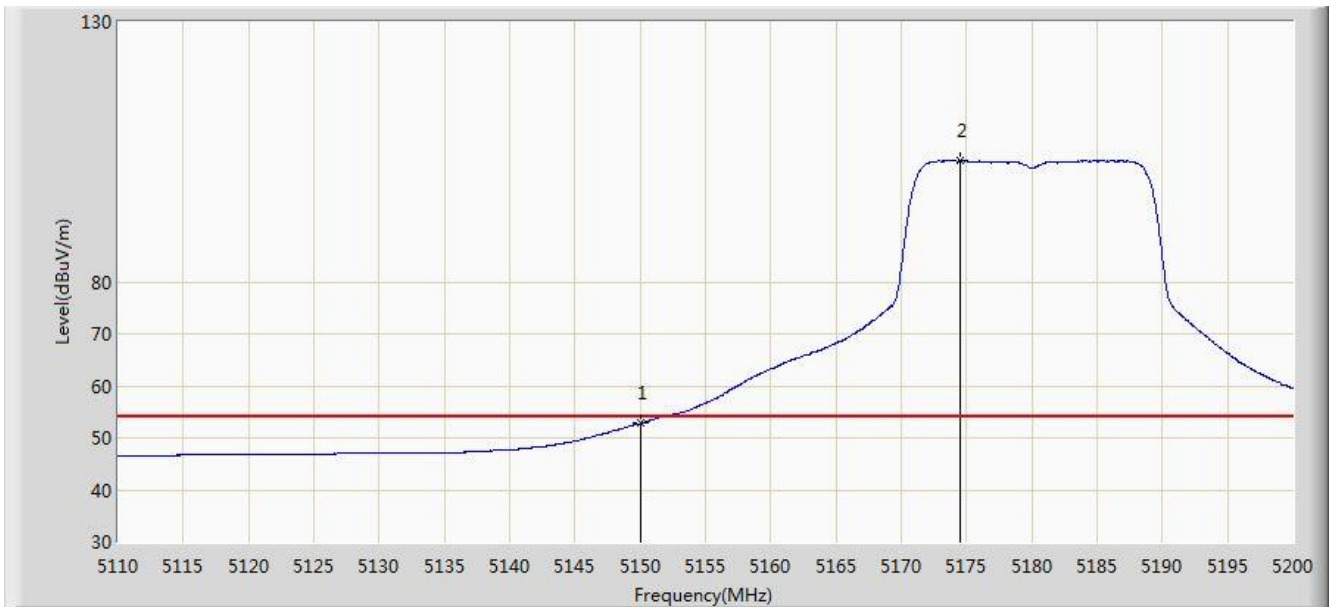


No	Flag	Mark	Frequency (MHz)	Measure Level (dBuV/m)	Reading Level (dBuV)	Margin (dB)	Limit (dBuV/m)	Factor (dB)	Type
1			5149.870	71.738	67.568	-2.262	74.000	4.170	PK
2			5150.000	70.557	66.388	-3.443	74.000	4.170	PK
3			5174.395	117.521	113.432	N/A	N/A	4.088	PK

Note: Measure Level (dB μ V/m) = Reading Level (dB μ V) + Factor (dB)

Factor (dB) = Cable Loss (dB) + Antenna Factor (dB/m) - Pre_Amplifier Gain (dB)

Site: AC1	Time: 2017/02/19 - 14:37
Limit: FCC_Part15.209_RE(3m)	Engineer: Kevin Ker
Probe: BBHA9120D_1GHz_18GHz	Polarity: Vertical
EUT: US Wi-Fi AP 2x2 OD ext. antenna	Power: AC 120V/60Hz
Test Mode: Transmit by 802.11n-HT20 at Channel 5180MHz Ant 2	

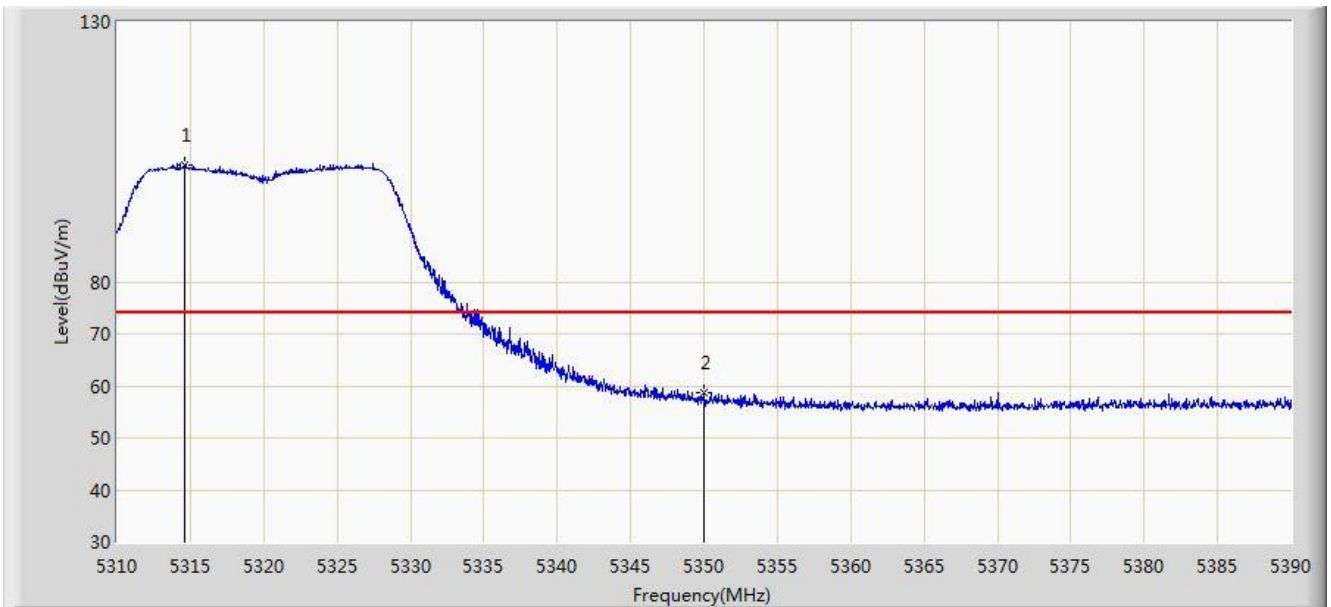


No	Flag	Mark	Frequency (MHz)	Measure Level (dBuV/m)	Reading Level (dBuV)	Margin (dB)	Limit (dBuV/m)	Factor (dB)	Type
1			5150.000	52.778	48.609	-1.222	54.000	4.170	AV
2			5174.485	103.329	99.241	N/A	N/A	4.089	AV

Note: Measure Level (dBuV/m) = Reading Level (dBuV) + Factor (dB)

Factor (dB) = Cable Loss (dB) + Antenna Factor (dB/m) - Pre_Amplifier Gain (dB)

Site: AC1	Time: 2017/02/19 - 14:50
Limit: FCC_Part15.209_RE(3m)	Engineer: Kevin Ker
Probe: BBHA9120D_1GHz_18GHz	Polarity: Horizontal
EUT: US Wi-Fi AP 2x2 OD ext. antenna	Power: AC 120V/60Hz
Test Mode: Transmit by 802.11n-HT20 at Channel 5320MHz Ant 2	

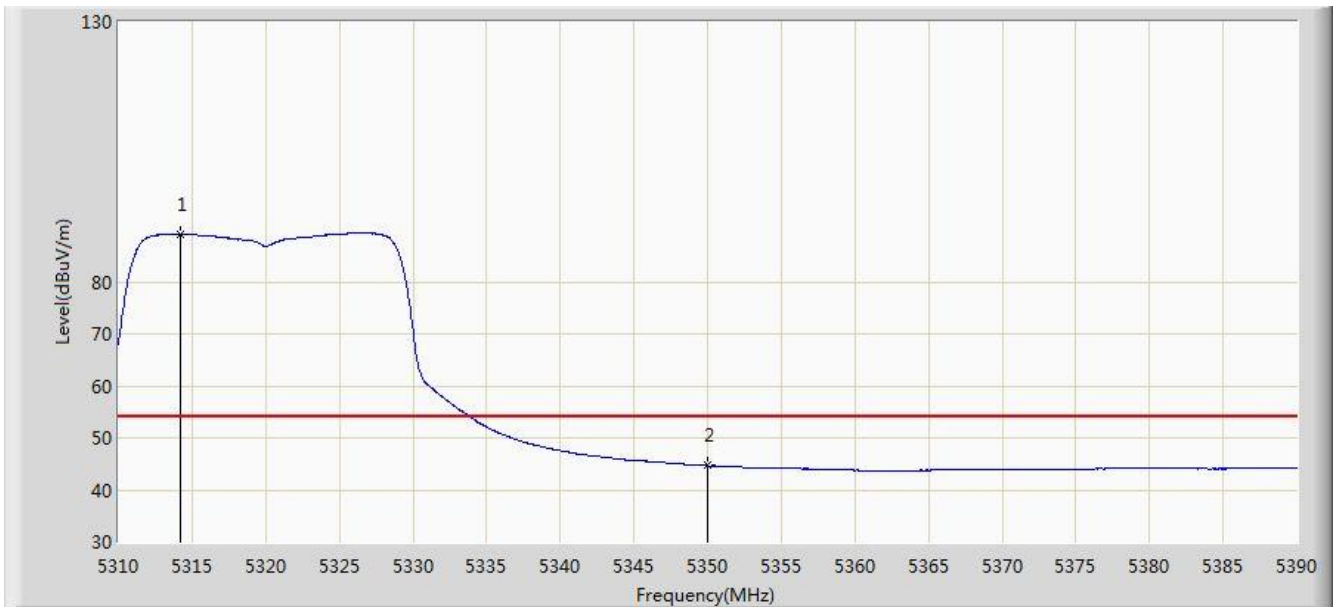


No	Flag	Mark	Frequency (MHz)	Measure Level (dBuV/m)	Reading Level (dBuV)	Margin (dB)	Limit (dBuV/m)	Factor (dB)	Type
1			5314.640	102.535	98.697	N/A	N/A	3.838	PK
2			5350.000	58.635	54.730	-15.365	74.000	3.904	PK

Note: Measure Level (dBμV/m) = Reading Level (dBμV) + Factor (dB)

Factor (dB) = Cable Loss (dB) + Antenna Factor (dB/m) - Pre_Amplifier Gain (dB)

Site: AC1	Time: 2017/02/19 - 14:52
Limit: FCC_Part15.209_RE(3m)	Engineer: Kevin Ker
Probe: BBHA9120D_1GHz_18GHz	Polarity: Horizontal
EUT: US Wi-Fi AP 2x2 OD ext. antenna	Power: AC 120V/60Hz
Test Mode: Transmit by 802.11n-HT20 at Channel 5320MHz Ant 2	

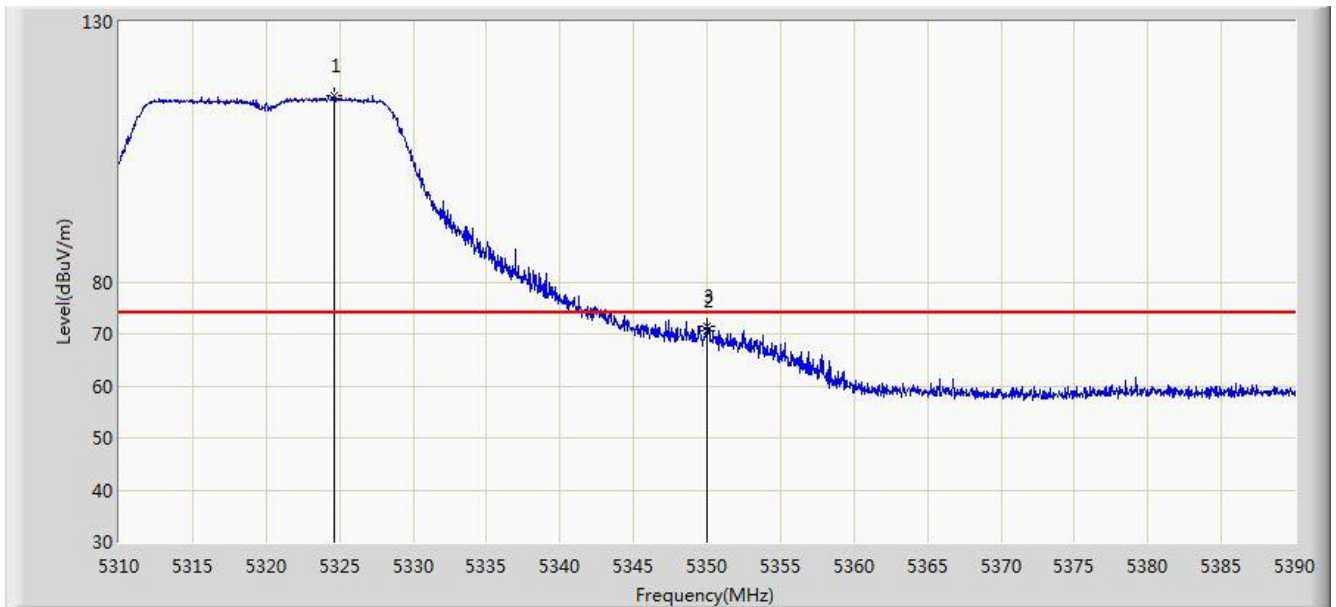


No	Flag	Mark	Frequency (MHz)	Measure Level (dBuV/m)	Reading Level (dBuV)	Margin (dB)	Limit (dBuV/m)	Factor (dB)	Type
1			5314.200	89.197	85.359	N/A	N/A	3.838	AV
2			5350.000	44.640	40.735	-9.360	54.000	3.904	AV

Note: Measure Level (dB μ V/m) = Reading Level (dB μ V) + Factor (dB)

Factor (dB) = Cable Loss (dB) + Antenna Factor (dB/m) - Pre_Amplifier Gain (dB)

Site: AC1	Time: 2017/02/19 - 14:49
Limit: FCC_Part15.209_RE(3m)	Engineer: Kevin Ker
Probe: BBHA9120D_1GHz_18GHz	Polarity: Vertical
EUT: US Wi-Fi AP 2x2 OD ext. antenna	Power: AC 120V/60Hz
Test Mode: Transmit by 802.11n-HT20 at Channel 5320MHz Ant 2	

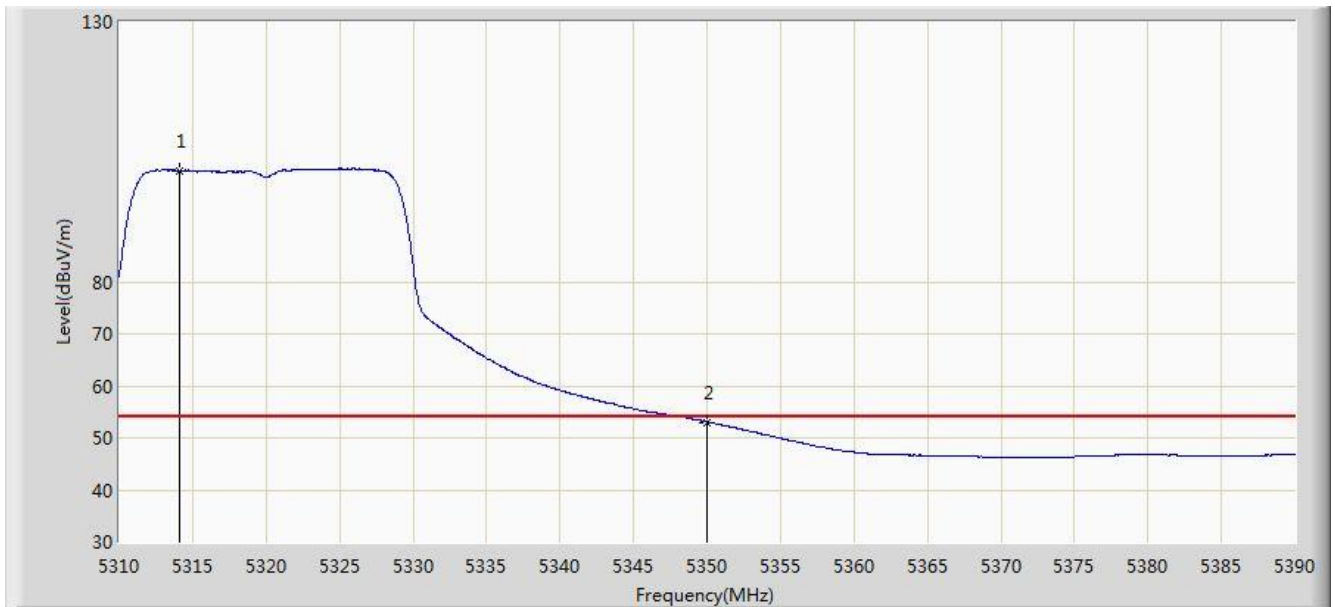


No	Flag	Mark	Frequency (MHz)	Measure Level (dBuV/m)	Reading Level (dBuV)	Margin (dB)	Limit (dBuV/m)	Factor (dB)	Type
1			5324.600	115.882	112.025	N/A	N/A	3.857	PK
2			5350.000	70.558	66.653	-3.442	74.000	3.904	PK
3			5350.040	71.494	67.589	-2.506	74.000	3.904	PK

Note: Measure Level (dBμV/m) = Reading Level (dBμV) + Factor (dB)

Factor (dB) = Cable Loss (dB) + Antenna Factor (dB/m) - Pre_Amplifier Gain (dB)

Site: AC1	Time: 2017/02/19 - 14:46
Limit: FCC_Part15.209_RE(3m)	Engineer: Kevin Ker
Probe: BBHA9120D_1GHz_18GHz	Polarity: Vertical
EUT: US Wi-Fi AP 2x2 OD ext. antenna	Power: AC 120V/60Hz
Test Mode: Transmit by 802.11n-HT20 at Channel 5320MHz Ant 2	

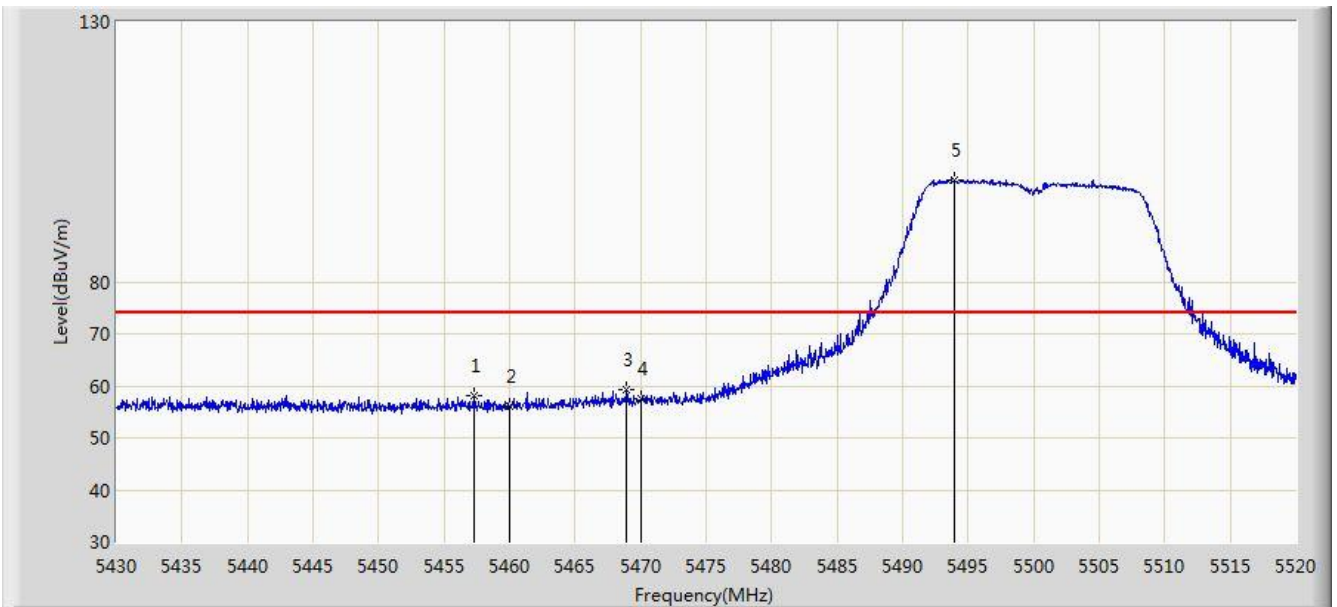


No	Flag	Mark	Frequency (MHz)	Measure Level (dBuV/m)	Reading Level (dBuV)	Margin (dB)	Limit (dBuV/m)	Factor (dB)	Type
1			5314.080	101.388	97.551	N/A	N/A	3.838	AV
2			5350.000	53.035	49.130	-0.965	54.000	3.904	AV

Note: Measure Level (dB μ V/m) = Reading Level (dB μ V) + Factor (dB)

Factor (dB) = Cable Loss (dB) + Antenna Factor (dB/m) - Pre_Amplifier Gain (dB)

Site: AC1	Time: 2017/02/19 - 14:59
Limit: FCC_Part15.209_RE(3m)	Engineer: Kevin Ker
Probe: BBHA9120D_1GHz_18GHz	Polarity: Horizontal
EUT: US Wi-Fi AP 2x2 OD ext. antenna	Power: AC 120V/60Hz
Test Mode: Transmit by 802.11n-HT20 at Channel 5500MHz Ant 2	

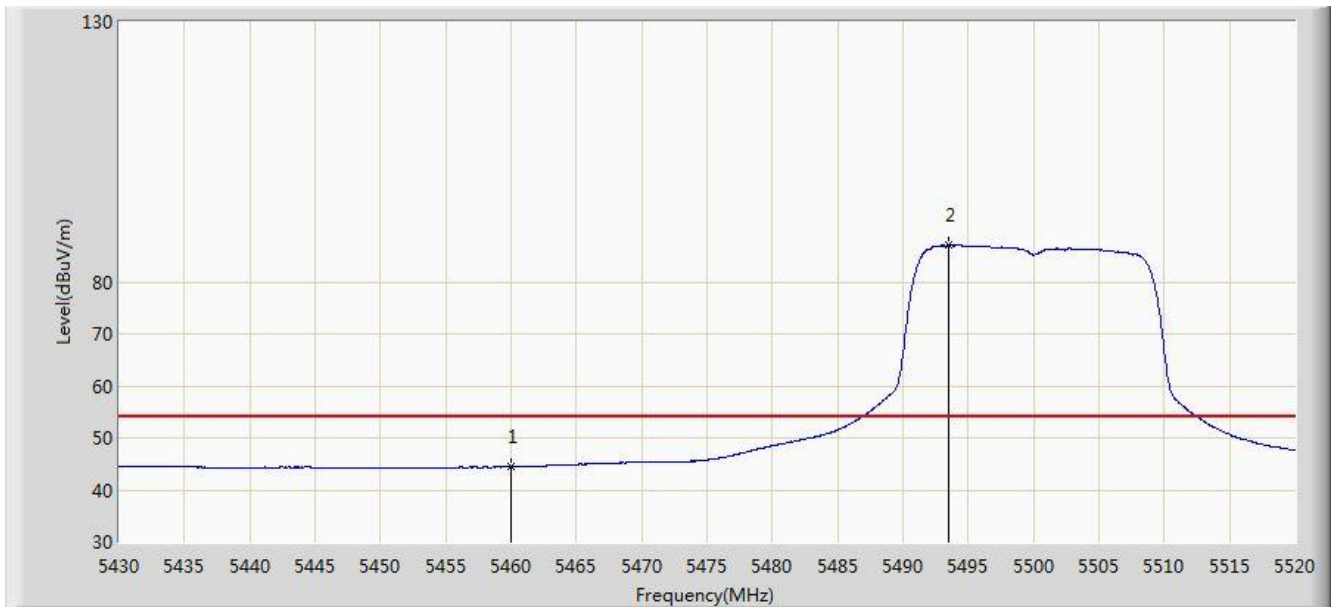


No	Flag	Mark	Frequency (MHz)	Measure Level (dBuV/m)	Reading Level (dBuV)	Margin (dB)	Limit (dBuV/m)	Factor (dB)	Type
1			5457.270	58.073	53.899	-15.927	74.000	4.175	PK
2			5460.000	56.056	51.876	-17.944	74.000	4.180	PK
3			5468.925	59.206	55.006	-14.794	74.000	4.200	PK
4			5470.000	57.518	53.316	-16.482	74.000	4.202	PK
5			5493.990	99.584	95.327	N/A	N/A	4.257	PK

Note: Measure Level (dB μ V/m) = Reading Level (dB μ V) + Factor (dB)

Factor (dB) = Cable Loss (dB) + Antenna Factor (dB/m) - Pre_Amplifier Gain (dB)

Site: AC1	Time: 2017/02/19 - 15:00
Limit: FCC_Part15.209_RE(3m)	Engineer: Kevin Ker
Probe: BBHA9120D_1GHz_18GHz	Polarity: Horizontal
EUT: US Wi-Fi AP 2x2 OD ext. antenna	Power: AC 120V/60Hz
Test Mode: Transmit by 802.11n-HT20 at Channel 5500MHz Ant 2	

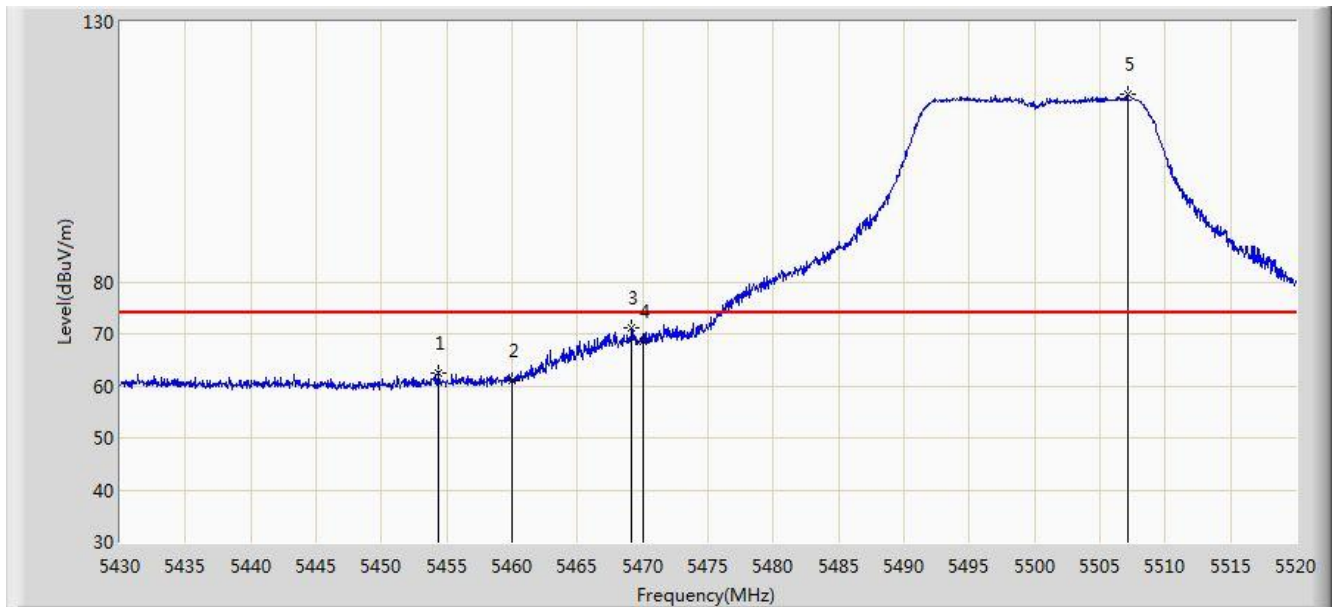


No	Flag	Mark	Frequency (MHz)	Measure Level (dBuV/m)	Reading Level (dBuV)	Margin (dB)	Limit (dBuV/m)	Factor (dB)	Type
1			5460.000	44.444	40.264	-9.556	54.000	4.180	AV
2			5493.540	86.990	82.734	N/A	N/A	4.256	AV

Note: Measure Level (dBuV/m) = Reading Level (dBuV) + Factor (dB)

Factor (dB) = Cable Loss (dB) + Antenna Factor (dB/m) - Pre_Amplifier Gain (dB)

Site: AC1	Time: 2017/02/19 - 14:55
Limit: FCC_Part15.209_RE(3m)	Engineer: Kevin Ker
Probe: BBHA9120D_1GHz_18GHz	Polarity: Vertical
EUT: US Wi-Fi AP 2x2 OD ext. antenna	Power: AC 120V/60Hz
Test Mode: Transmit by 802.11n-HT20 at Channel 5500MHz Ant 2	

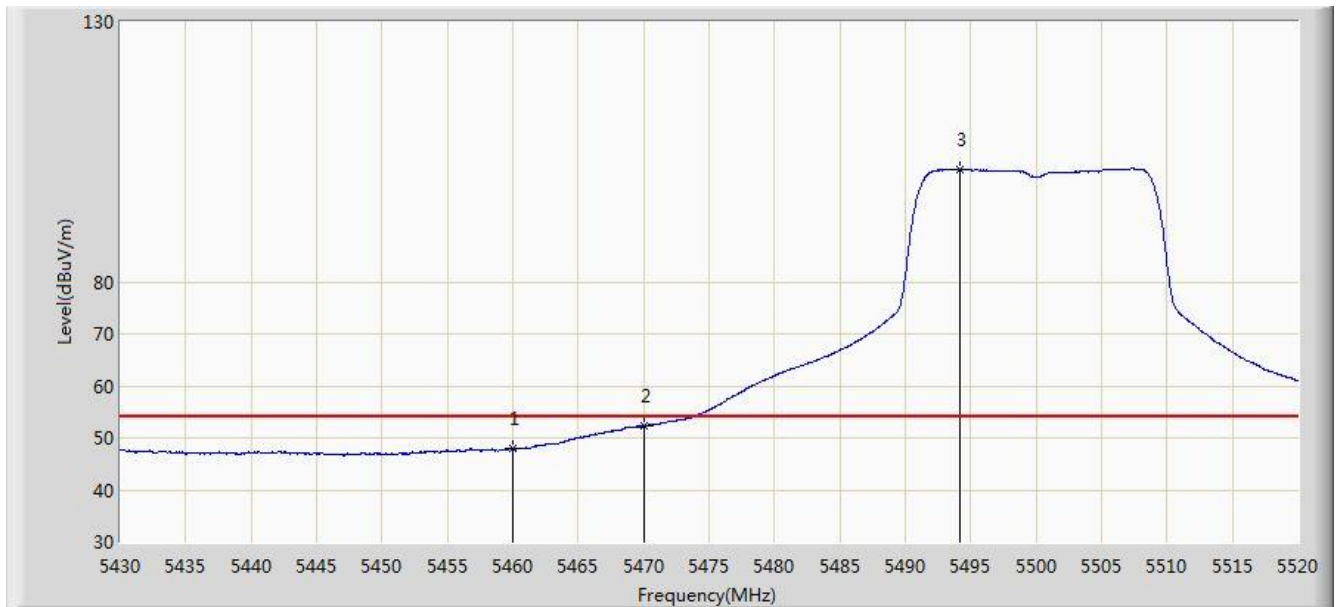


No	Flag	Mark	Frequency (MHz)	Measure Level (dBuV/m)	Reading Level (dBuV)	Margin (dB)	Limit (dBuV/m)	Factor (dB)	Type
1			5454.390	62.607	58.439	-11.393	74.000	4.168	PK
2			5460.000	61.157	56.977	-12.843	74.000	4.180	PK
3			5469.150	71.149	66.949	-2.851	74.000	4.201	PK
4			5470.000	68.624	64.422	-5.376	74.000	4.202	PK
5			5507.130	115.947	111.654	N/A	N/A	4.292	PK

Note: Measure Level (dB μ V/m) = Reading Level (dB μ V) + Factor (dB)

Factor (dB) = Cable Loss (dB) + Antenna Factor (dB/m) - Pre_Amplifier Gain (dB)

Site: AC1	Time: 2017/02/19 - 14:57
Limit: FCC_Part15.209_RE(3m)	Engineer: Kevin Ker
Probe: BBHA9120D_1GHz_18GHz	Polarity: Vertical
EUT: US Wi-Fi AP 2x2 OD ext. antenna	Power: AC 120V/60Hz
Test Mode: Transmit by 802.11n-HT20 at Channel 5500MHz Ant 2	

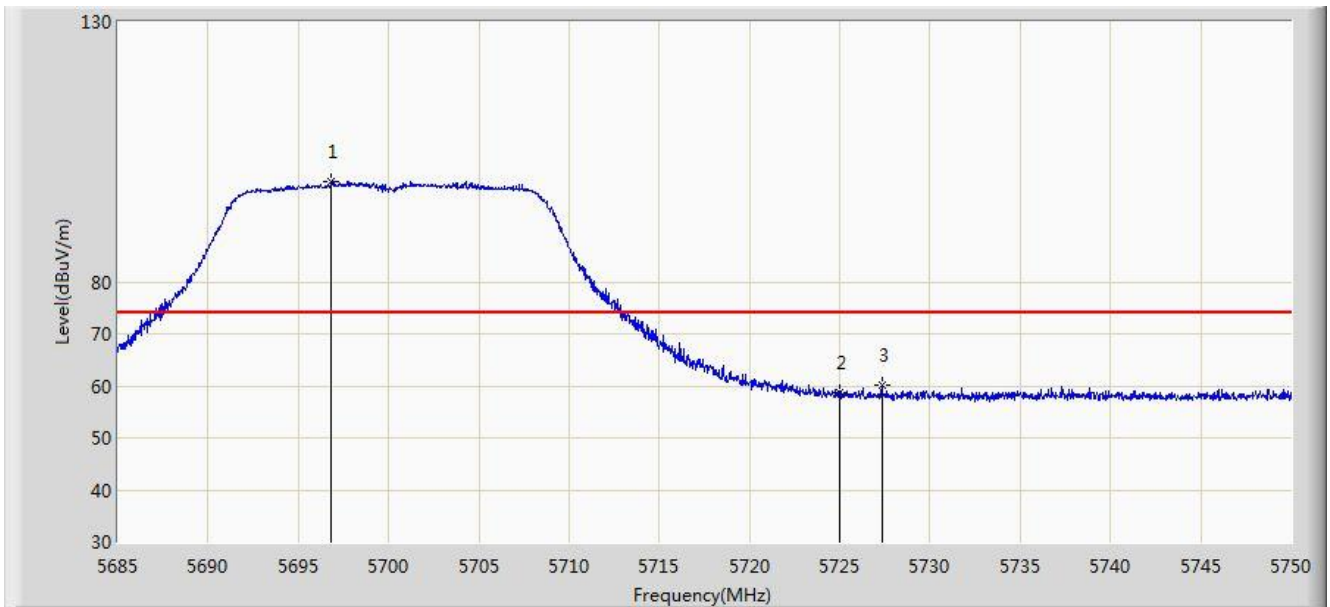


No	Flag	Mark	Frequency (MHz)	Measure Level (dBuV/m)	Reading Level (dBuV)	Margin (dB)	Limit (dBuV/m)	Factor (dB)	Type
1			5460.000	48.023	43.843	-5.977	54.000	4.180	AV
2			5470.000	52.361	48.159	-1.639	54.000	4.202	AV
3			5494.215	101.590	97.333	N/A	N/A	4.258	AV

Note: Measure Level (dB μ V/m) = Reading Level (dB μ V) + Factor (dB)

Factor (dB) = Cable Loss (dB) + Antenna Factor (dB/m) - Pre_Amplifier Gain (dB)

Site: AC1	Time: 2017/02/19 - 15:06
Limit: FCC_Part15.209_RE(3m)	Engineer: Kevin Ker
Probe: BBHA9120D_1GHz_18GHz	Polarity: Horizontal
EUT: US Wi-Fi AP 2x2 OD ext. antenna	Power: AC 120V/60Hz
Test Mode: Transmit by 802.11n-HT20 at Channel 5700MHz Ant 2	

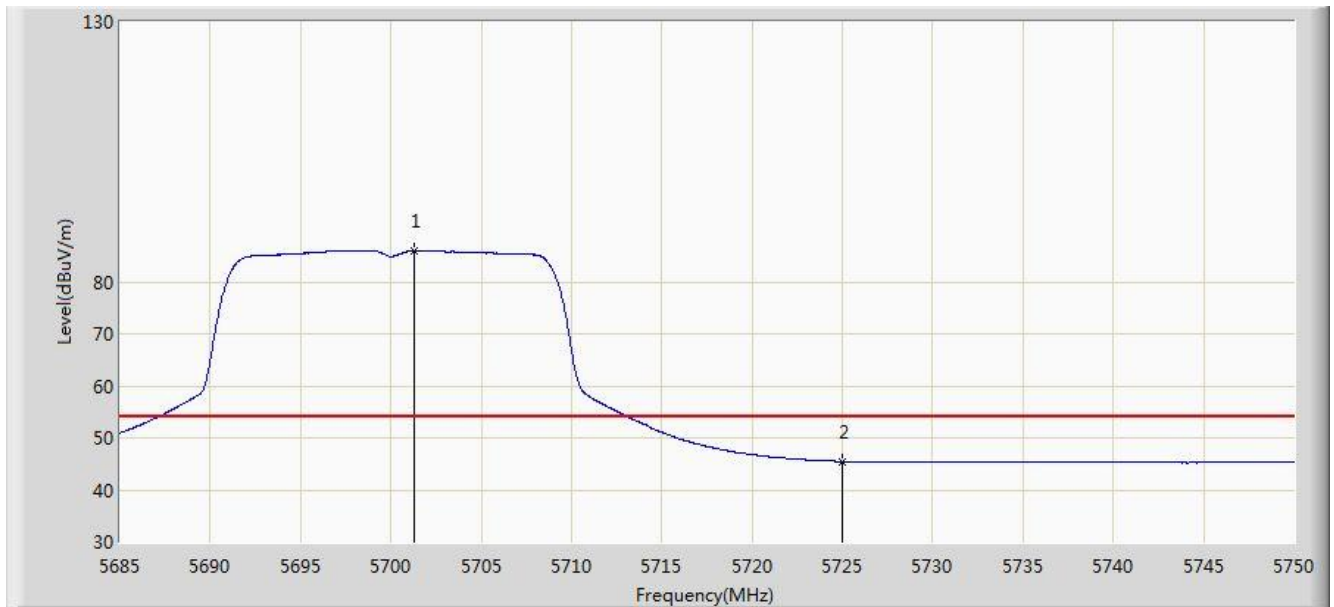


No	Flag	Mark	Frequency (MHz)	Measure Level (dBuV/m)	Reading Level (dBuV)	Margin (dB)	Limit (dBuV/m)	Factor (dB)	Type
1			5696.830	99.404	94.543	N/A	N/A	4.861	PK
2			5725.000	58.683	53.654	-15.317	74.000	5.029	PK
3			5727.348	60.140	55.096	-13.860	74.000	5.044	PK

Note: Measure Level (dB μ V/m) = Reading Level (dB μ V) + Factor (dB)

Factor (dB) = Cable Loss (dB) + Antenna Factor (dB/m) - Pre_Amplifier Gain (dB)

Site: AC1	Time: 2017/02/19 - 15:08
Limit: FCC_Part15.209_RE(3m)	Engineer: Kevin Ker
Probe: BBHA9120D_1GHz_18GHz	Polarity: Horizontal
EUT: US Wi-Fi AP 2x2 OD ext. antenna	Power: AC 120V/60Hz
Test Mode: Transmit by 802.11n-HT20 at Channel 5700MHz Ant 2	

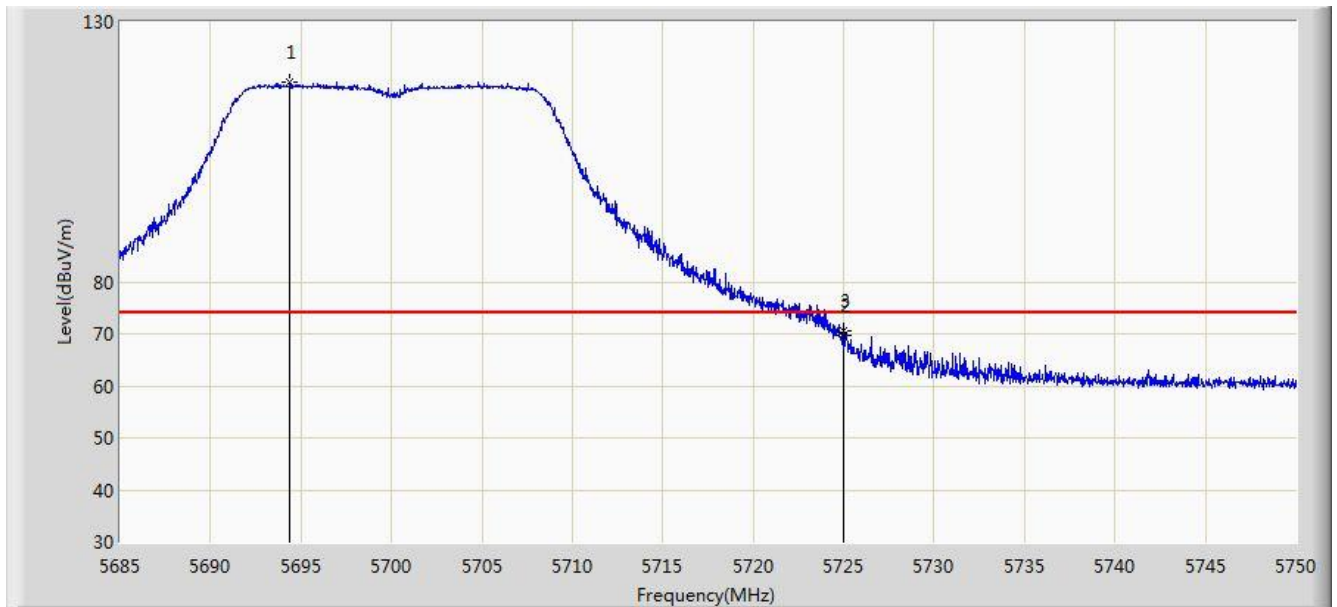


No	Flag	Mark	Frequency (MHz)	Measure Level (dBuV/m)	Reading Level (dBuV)	Margin (dB)	Limit (dBuV/m)	Factor (dB)	Type
1			5701.250	85.882	80.997	N/A	N/A	4.885	AV
2			5725.000	45.446	40.417	-8.554	54.000	5.029	AV

Note: Measure Level (dB μ V/m) = Reading Level (dB μ V) + Factor (dB)

Factor (dB) = Cable Loss (dB) + Antenna Factor (dB/m) - Pre_Amplifier Gain (dB)

Site: AC1	Time: 2017/02/19 - 15:05
Limit: FCC_Part15.209_RE(3m)	Engineer: Kevin Ker
Probe: BBHA9120D_1GHz_18GHz	Polarity: Vertical
EUT: US Wi-Fi AP 2x2 OD ext. antenna	Power: AC 120V/60Hz
Test Mode: Transmit by 802.11n-HT20 at Channel 5700MHz Ant 2	

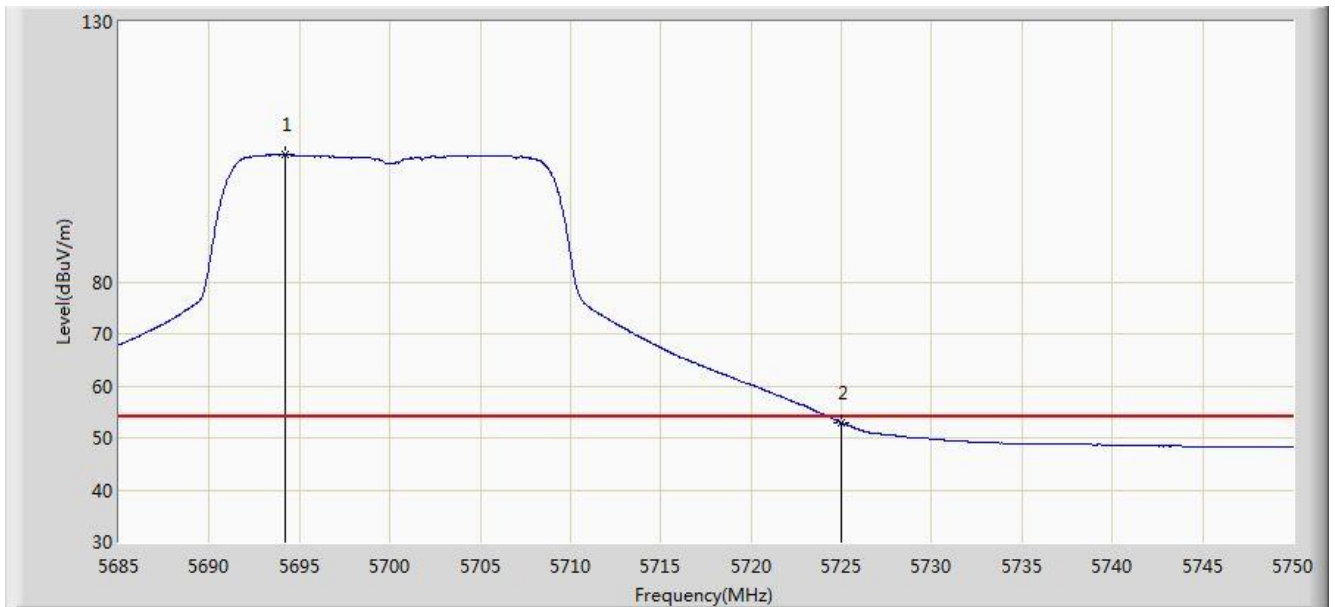


No	Flag	Mark	Frequency (MHz)	Measure Level (dBuV/m)	Reading Level (dBuV)	Margin (dB)	Limit (dBuV/m)	Factor (dB)	Type
1			5694.393	118.359	113.511	N/A	N/A	4.849	PK
2			5725.000	69.747	64.718	-4.253	74.000	5.029	PK
3			5725.007	70.532	65.503	-3.468	74.000	5.029	PK

Note: Measure Level (dB μ V/m) = Reading Level (dB μ V) + Factor (dB)

Factor (dB) = Cable Loss (dB) + Antenna Factor (dB/m) - Pre_Amplifier Gain (dB)

Site: AC1	Time: 2017/02/19 - 15:04
Limit: FCC_Part15.209_RE(3m)	Engineer: Kevin Ker
Probe: BBHA9120D_1GHz_18GHz	Polarity: Vertical
EUT: US Wi-Fi AP 2x2 OD ext. antenna	Power: AC 120V/60Hz
Test Mode: Transmit by 802.11n-HT20 at Channel 5700MHz Ant 2	

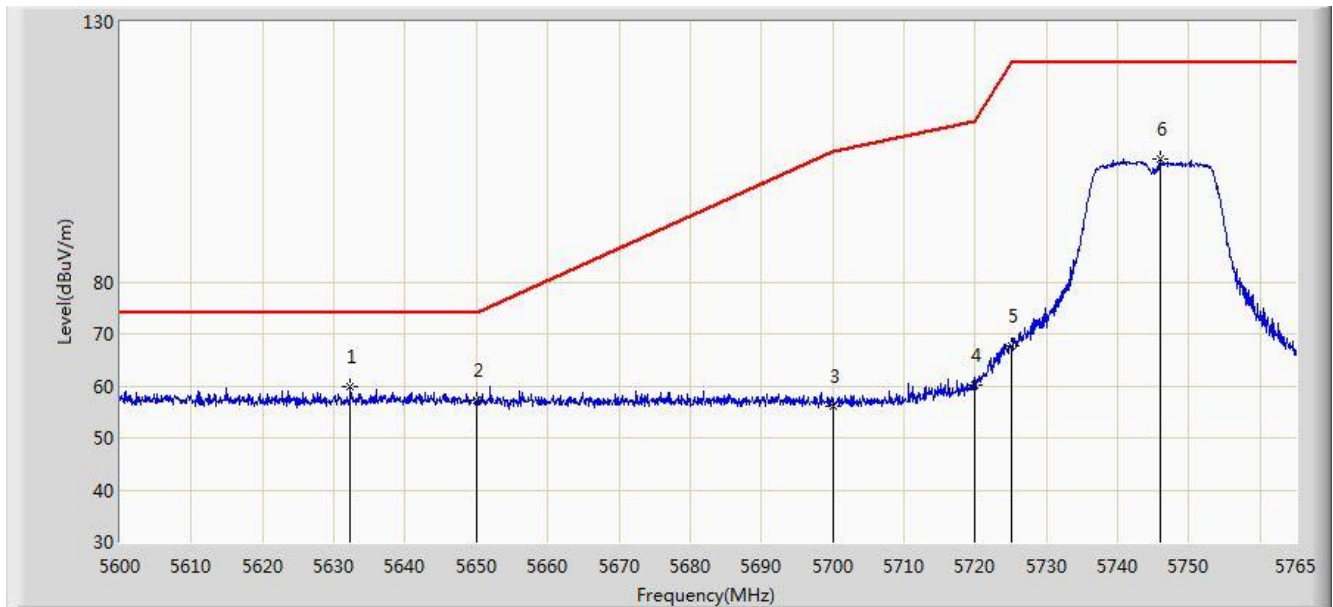


No	Flag	Mark	Frequency (MHz)	Measure Level (dBuV/m)	Reading Level (dBuV)	Margin (dB)	Limit (dBuV/m)	Factor (dB)	Type
1			5694.230	104.400	99.552	N/A	N/A	4.847	AV
2			5725.000	52.875	47.846	-1.125	54.000	5.029	AV

Note: Measure Level (dB μ V/m) = Reading Level (dB μ V) + Factor (dB)

Factor (dB) = Cable Loss (dB) + Antenna Factor (dB/m) - Pre_Amplifier Gain (dB)

Site: AC1	Time: 2017/02/19 - 15:11
Limit: FCC_Part15.407_RE(3m)	Engineer: Kevin Ker
Probe: BBHA9120D_1GHz_18GHz	Polarity: Horizontal
EUT: US Wi-Fi AP 2x2 OD ext. antenna	Power: AC 120V/60Hz
Test Mode: Transmit by 802.11n-HT20 at Channel 5745MHz Ant 2	

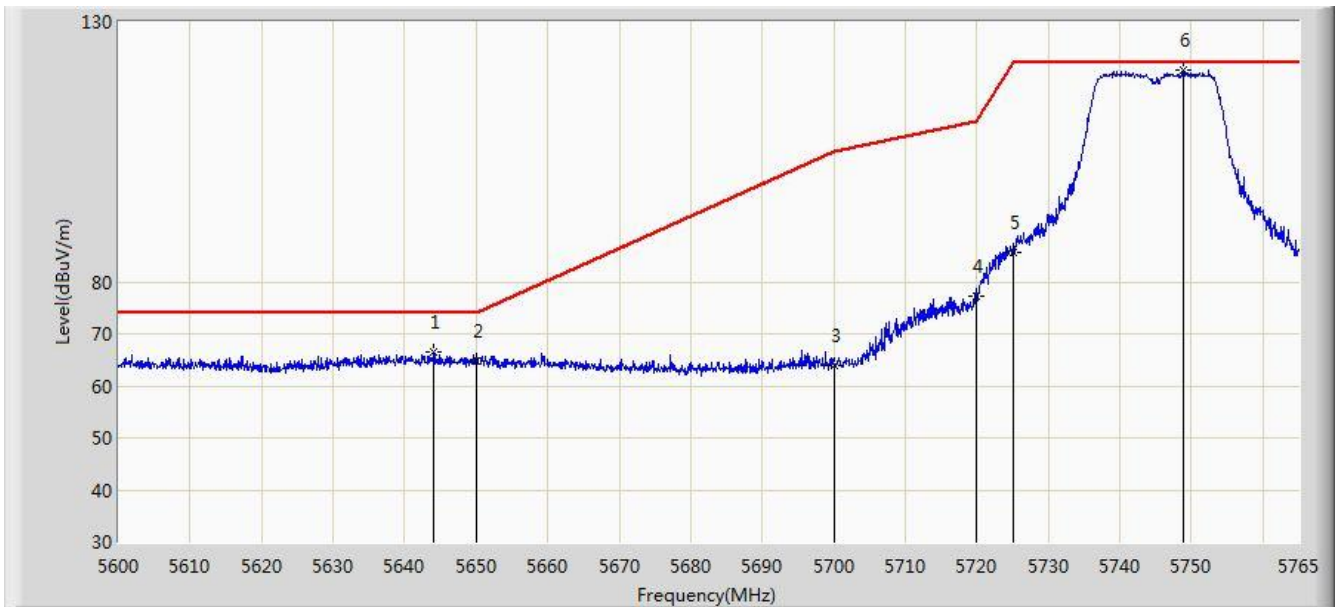


No	Flag	Mark	Frequency (MHz)	Measure Level (dBuV/m)	Reading Level (dBuV)	Margin (dB)	Limit (dBuV/m)	Factor (dB)	Type
1			5632.340	59.749	55.133	-14.251	74.000	4.616	PK
2			5650.000	57.200	52.529	-16.800	74.000	4.671	PK
3			5700.000	56.098	51.220	-49.102	105.200	4.878	PK
4			5720.000	60.052	55.055	-50.748	110.800	4.997	PK
5			5725.000	67.762	62.733	-54.438	122.200	5.029	PK
6			5745.942	103.515	98.355	N/A	N/A	5.161	PK

Note: Measure Level (dBuV/m) = Reading Level (dBuV) + Factor (dB)

Factor (dB) = Cable Loss (dB) + Antenna Factor (dB/m) - Pre_Amplifier Gain (dB)

Site: AC1	Time: 2017/02/19 - 15:10
Limit: FCC_Part15.407_RE(3m)	Engineer: Kevin Ker
Probe: BBHA9120D_1GHz_18GHz	Polarity: Vertical
EUT: US Wi-Fi AP 2x2 OD ext. antenna	Power: AC 120V/60Hz
Test Mode: Transmit by 802.11n-HT20 at Channel 5745MHz Ant 2	

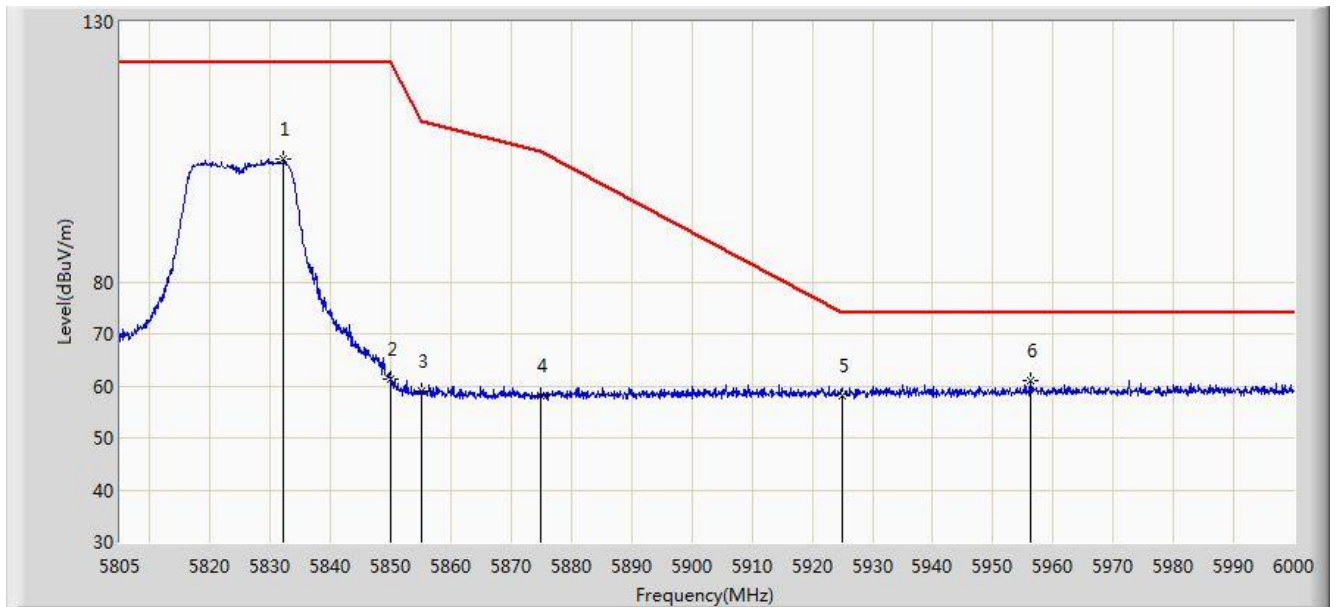


No	Flag	Mark	Frequency (MHz)	Measure Level (dBuV/m)	Reading Level (dBuV)	Margin (dB)	Limit (dBuV/m)	Factor (dB)	Type
1			5644.138	66.558	61.907	-7.442	74.000	4.651	PK
2			5650.000	64.754	60.083	-9.246	74.000	4.671	PK
3			5700.000	63.780	58.902	-41.420	105.200	4.878	PK
4			5720.000	77.345	72.348	-33.455	110.800	4.997	PK
5			5725.000	85.777	80.748	-36.423	122.200	5.029	PK
6			5748.830	120.645	115.468	N/A	N/A	5.177	PK

Note: Measure Level (dBuV/m) = Reading Level (dBuV) + Factor (dB)

Factor (dB) = Cable Loss (dB) + Antenna Factor (dB/m) - Pre_Amplifier Gain (dB)

Site: AC1	Time: 2017/02/19 - 15:16
Limit: FCC_Part15.407_RE(3m)	Engineer: Kevin Ker
Probe: BBHA9120D_1GHz_18GHz	Polarity: Horizontal
EUT: US Wi-Fi AP 2x2 OD ext. antenna	Power: AC 120V/60Hz
Test Mode: Transmit by 802.11n-HT20 at Channel 5825MHz Ant 2	

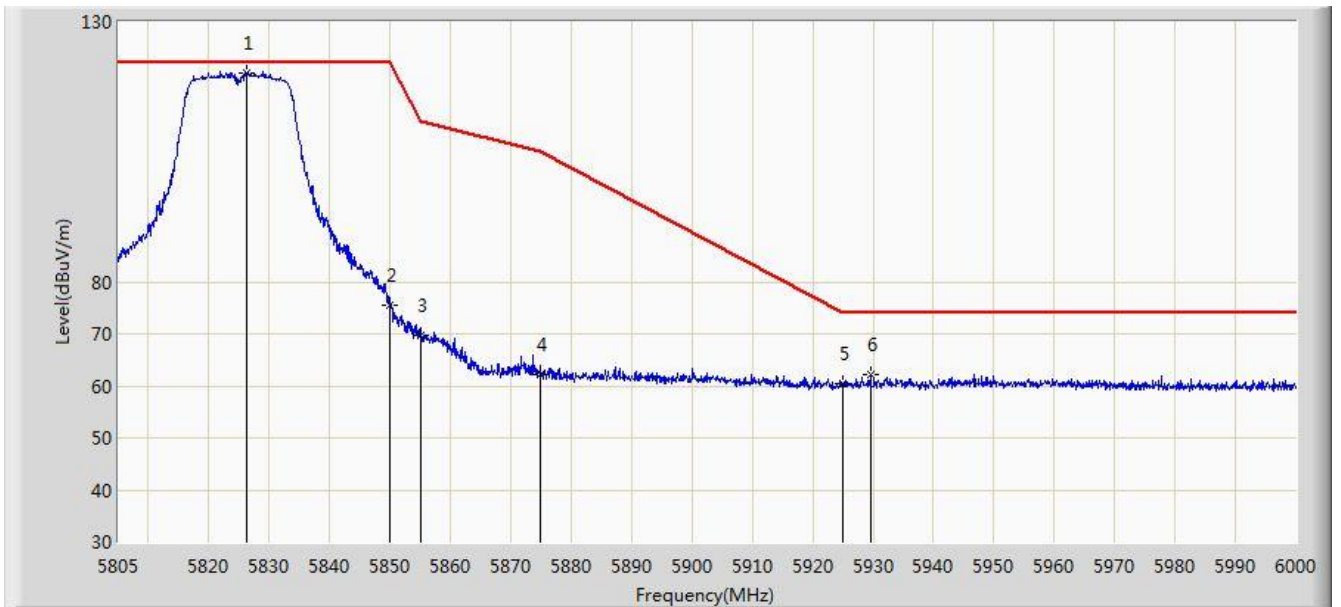


No	Flag	Mark	Frequency (MHz)	Measure Level (dBuV/m)	Reading Level (dBuV)	Margin (dB)	Limit (dBuV/m)	Factor (dB)	Type
1			5832.203	103.536	97.906	N/A	N/A	5.630	PK
2			5850.000	61.323	55.597	-60.877	122.200	5.726	PK
3			5855.000	59.019	53.273	-51.781	110.800	5.746	PK
4			5875.000	58.179	52.359	-47.021	105.200	5.820	PK
5			5925.000	58.121	52.155	-15.879	74.000	5.967	PK
6			5956.223	61.118	55.081	-12.882	74.000	6.037	PK

Note: Measure Level (dBuV/m) = Reading Level (dBuV) + Factor (dB)

Factor (dB) = Cable Loss (dB) + Antenna Factor (dB/m) - Pre_Amplifier Gain (dB)

Site: AC1	Time: 2017/02/19 - 15:12
Limit: FCC_Part15.407_RE(3m)	Engineer: Kevin Ker
Probe: BBHA9120D_1GHz_18GHz	Polarity: Vertical
EUT: US Wi-Fi AP 2x2 OD ext. antenna	Power: AC 120V/60Hz
Test Mode: Transmit by 802.11n-HT20 at Channel 5825MHz Ant 2	

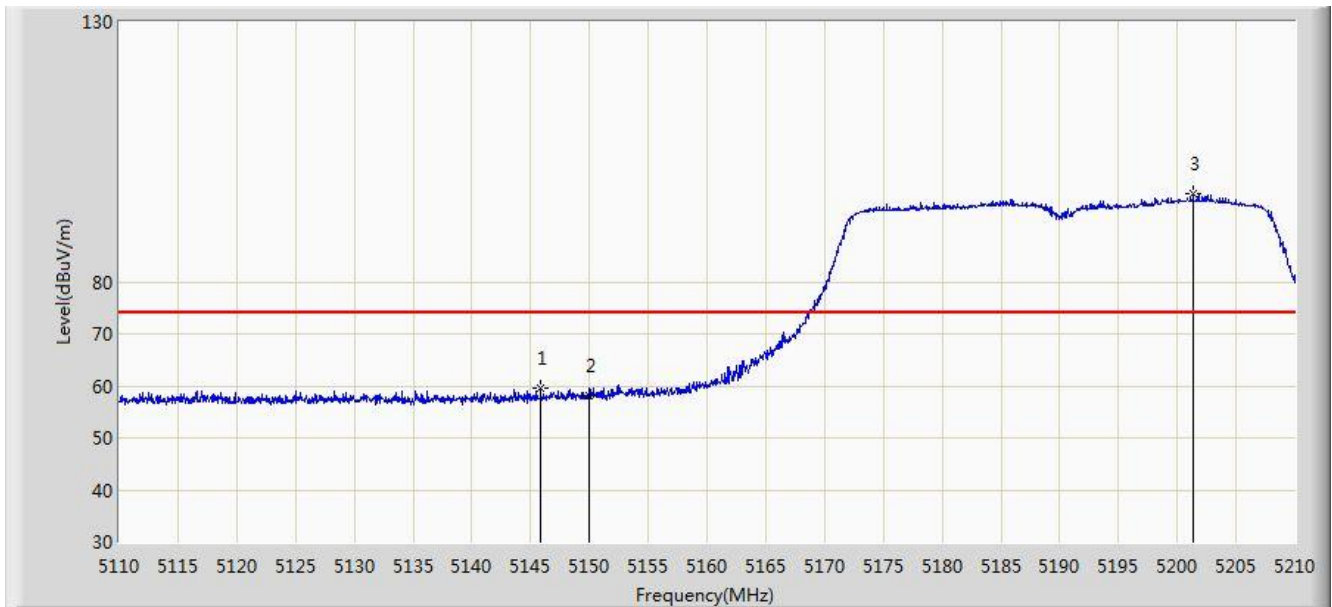


No	Flag	Mark	Frequency (MHz)	Measure Level (dBuV/m)	Reading Level (dBuV)	Margin (dB)	Limit (dBuV/m)	Factor (dB)	Type
1			5826.158	120.286	114.691	N/A	N/A	5.595	PK
2			5850.000	75.552	69.826	-46.648	122.200	5.726	PK
3			5855.000	69.618	63.872	-41.182	110.800	5.746	PK
4			5875.000	62.238	56.418	-42.962	105.200	5.820	PK
5			5925.000	60.500	54.534	-13.500	74.000	5.967	PK
6			5929.605	62.227	56.249	-11.773	74.000	5.978	PK

Note: Measure Level (dBuV/m) = Reading Level (dBuV) + Factor (dB)

Factor (dB) = Cable Loss (dB) + Antenna Factor (dB/m) - Pre_Amplifier Gain (dB)

Site: AC1	Time: 2017/02/19 - 15:32
Limit: FCC_Part15.209_RE(3m)	Engineer: Kevin Ker
Probe: BBHA9120D_1GHz_18GHz	Polarity: Horizontal
EUT: US Wi-Fi AP 2x2 OD ext. antenna	Power: AC 120V/60Hz
Test Mode: Transmit by 802.11n-HT40 at Channel 5190MHz Ant 2	

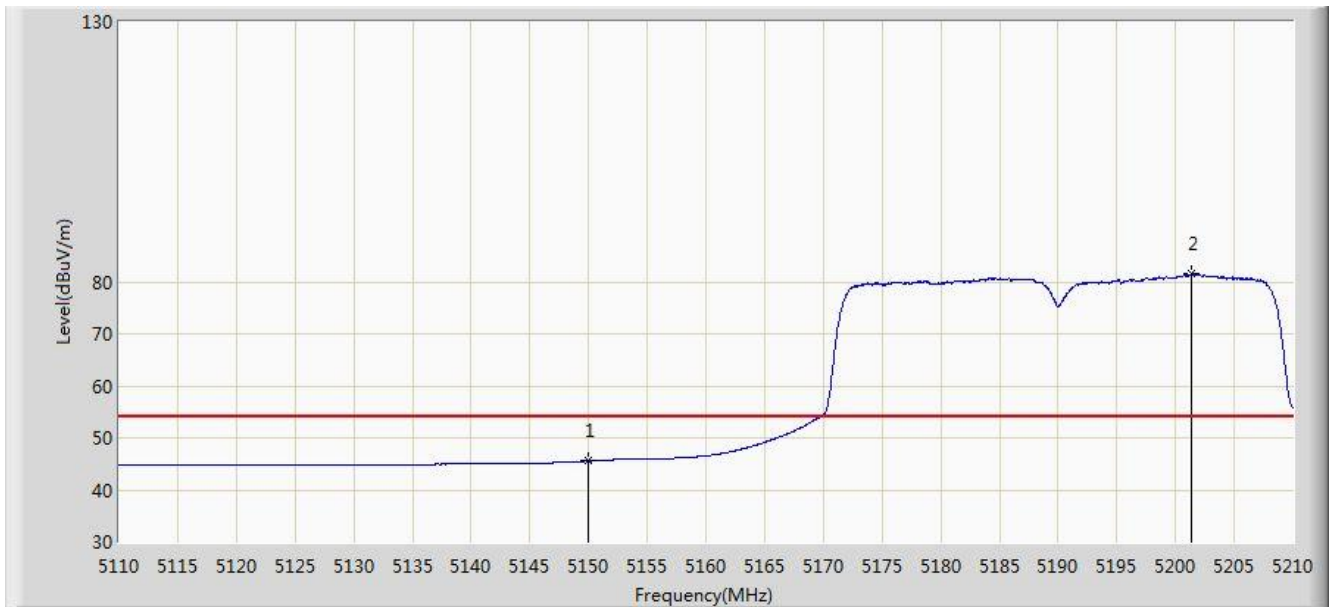


No	Flag	Mark	Frequency (MHz)	Measure Level (dBuV/m)	Reading Level (dBuV)	Margin (dB)	Limit (dBuV/m)	Factor (dB)	Type
1			5145.850	59.432	55.256	-14.568	74.000	4.176	PK
2			5150.000	58.085	53.916	-15.915	74.000	4.170	PK
3			5201.350	96.967	92.973	N/A	N/A	3.994	PK

Note: Measure Level (dB μ V/m) = Reading Level (dB μ V) + Factor (dB)

Factor (dB) = Cable Loss (dB) + Antenna Factor (dB/m) - Pre_Amplifier Gain (dB)

Site: AC1	Time: 2017/02/19 - 15:33
Limit: FCC_Part15.209_RE(3m)	Engineer: Kevin Ker
Probe: BBHA9120D_1GHz_18GHz	Polarity: Horizontal
EUT: US Wi-Fi AP 2x2 OD ext. antenna	Power: AC 120V/60Hz
Test Mode: Transmit by 802.11n-HT40 at Channel 5190MHz Ant 2	

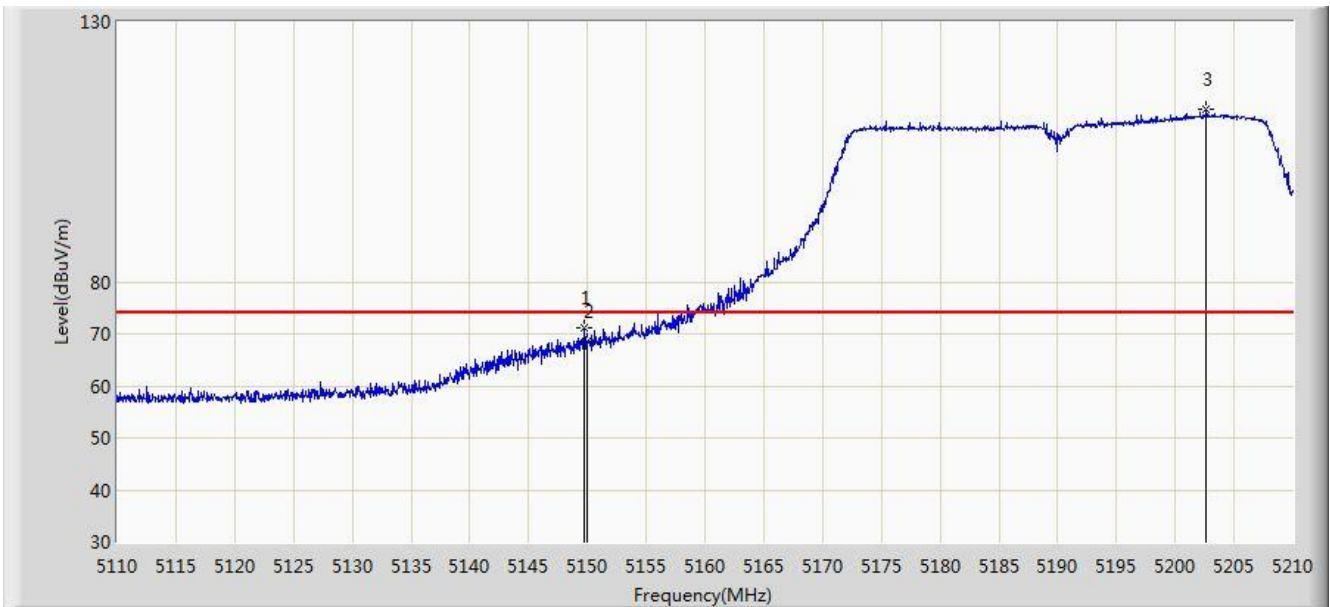


No	Flag	Mark	Frequency (MHz)	Measure Level (dBuV/m)	Reading Level (dBuV)	Margin (dB)	Limit (dBuV/m)	Factor (dB)	Type
1			5150.000	45.536	41.367	-8.464	54.000	4.170	AV
2			5201.400	81.464	77.470	N/A	N/A	3.994	AV

Note: Measure Level (dBμV/m) = Reading Level (dBμV) + Factor (dB)

Factor (dB) = Cable Loss (dB) + Antenna Factor (dB/m) - Pre_Amplifier Gain (dB)

Site: AC1	Time: 2017/02/19 - 15:31
Limit: FCC_Part15.209_RE(3m)	Engineer: Kevin Ker
Probe: BBHA9120D_1GHz_18GHz	Polarity: Vertical
EUT: US Wi-Fi AP 2x2 OD ext. antenna	Power: AC 120V/60Hz
Test Mode: Transmit by 802.11n-HT40 at Channel 5190MHz Ant 2	

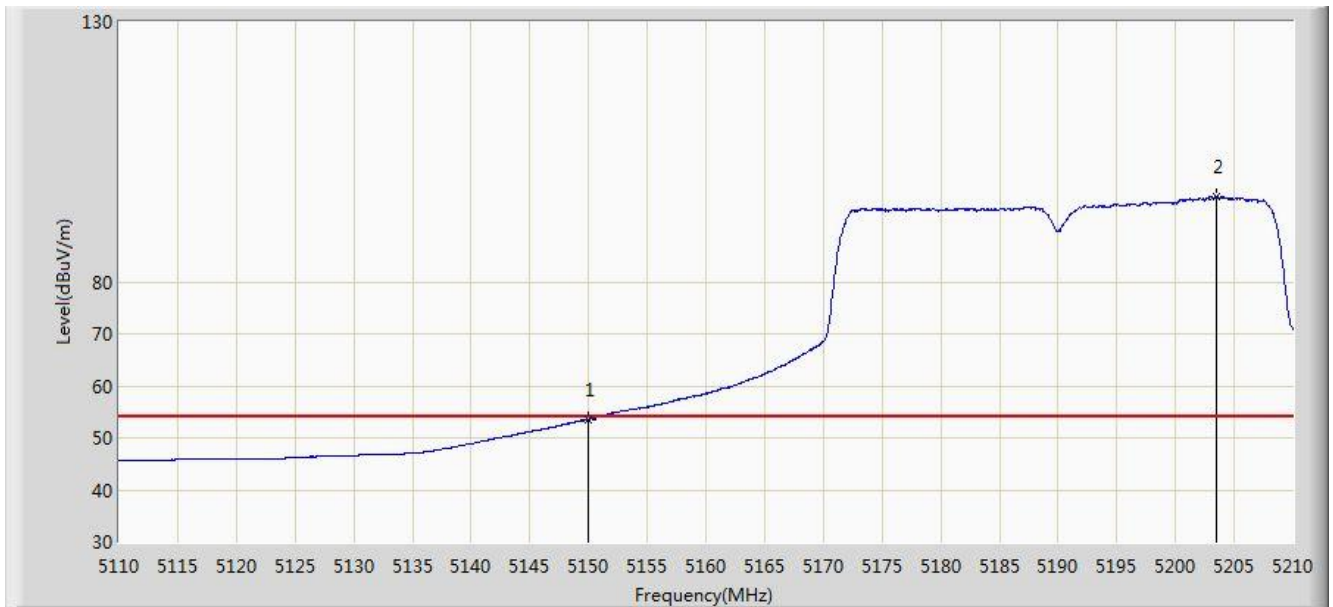


No	Flag	Mark	Frequency (MHz)	Measure Level (dBuV/m)	Reading Level (dBuV)	Margin (dB)	Limit (dBuV/m)	Factor (dB)	Type
1			5149.700	71.192	67.022	-2.808	74.000	4.170	PK
2			5150.000	68.569	64.400	-5.431	74.000	4.170	PK
3			5202.650	113.247	109.257	N/A	N/A	3.991	PK

Note: Measure Level (dBμV/m) = Reading Level (dBμV) + Factor (dB)

Factor (dB) = Cable Loss (dB) + Antenna Factor (dB/m) - Pre_Amplifier Gain (dB)

Site: AC1	Time: 2017/02/19 - 15:30
Limit: FCC_Part15.209_RE(3m)	Engineer: Kevin Ker
Probe: BBHA9120D_1GHz_18GHz	Polarity: Vertical
EUT: US Wi-Fi AP 2x2 OD ext. antenna	Power: AC 120V/60Hz
Test Mode: Transmit by 802.11n-HT40 at Channel 5190MHz Ant 2	

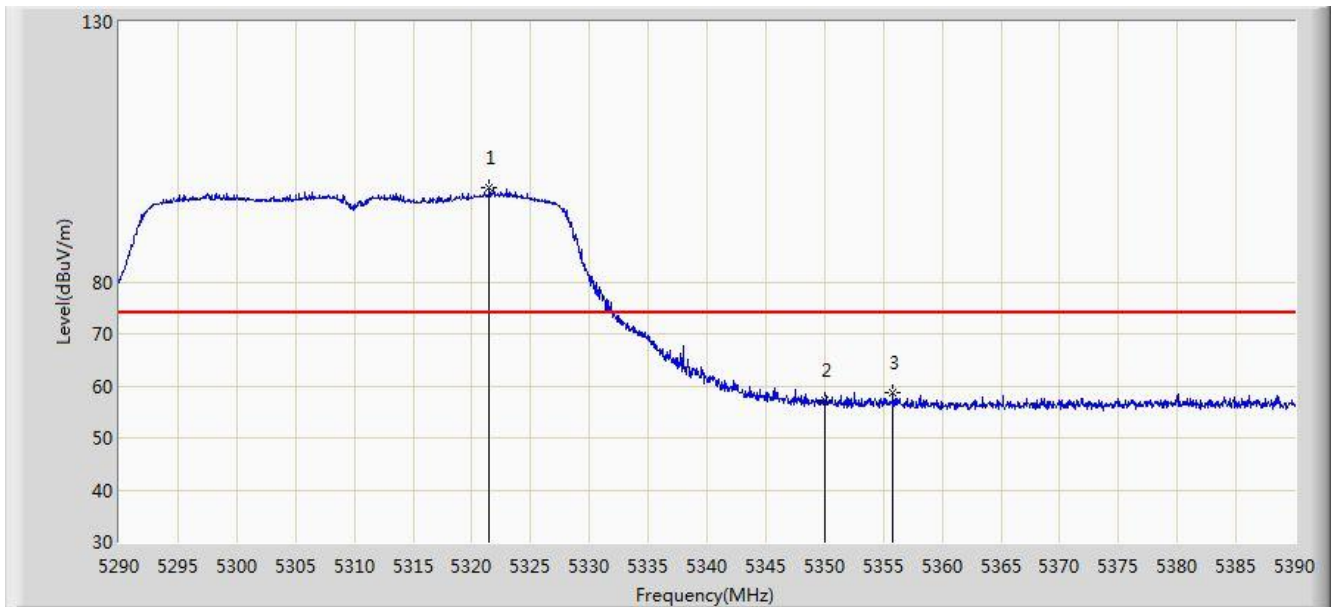


No	Flag	Mark	Frequency (MHz)	Measure Level (dBuV/m)	Reading Level (dBuV)	Margin (dB)	Limit (dBuV/m)	Factor (dB)	Type
1			5150.000	53.522	49.353	-0.478	54.000	4.170	AV
2			5203.500	96.316	92.328	N/A	N/A	3.987	AV

Note: Measure Level (dBμV/m) = Reading Level (dBμV) + Factor (dB)

Factor (dB) = Cable Loss (dB) + Antenna Factor (dB/m) - Pre_Amplifier Gain (dB)

Site: AC1	Time: 2017/02/19 - 15:41
Limit: FCC_Part15.209_RE(3m)	Engineer: Kevin Ker
Probe: BBHA9120D_1GHz_18GHz	Polarity: Horizontal
EUT: US Wi-Fi AP 2x2 OD ext. antenna	Power: AC 120V/60Hz
Test Mode: Transmit by 802.11n-HT40 at Channel 5310MHz Ant 2	

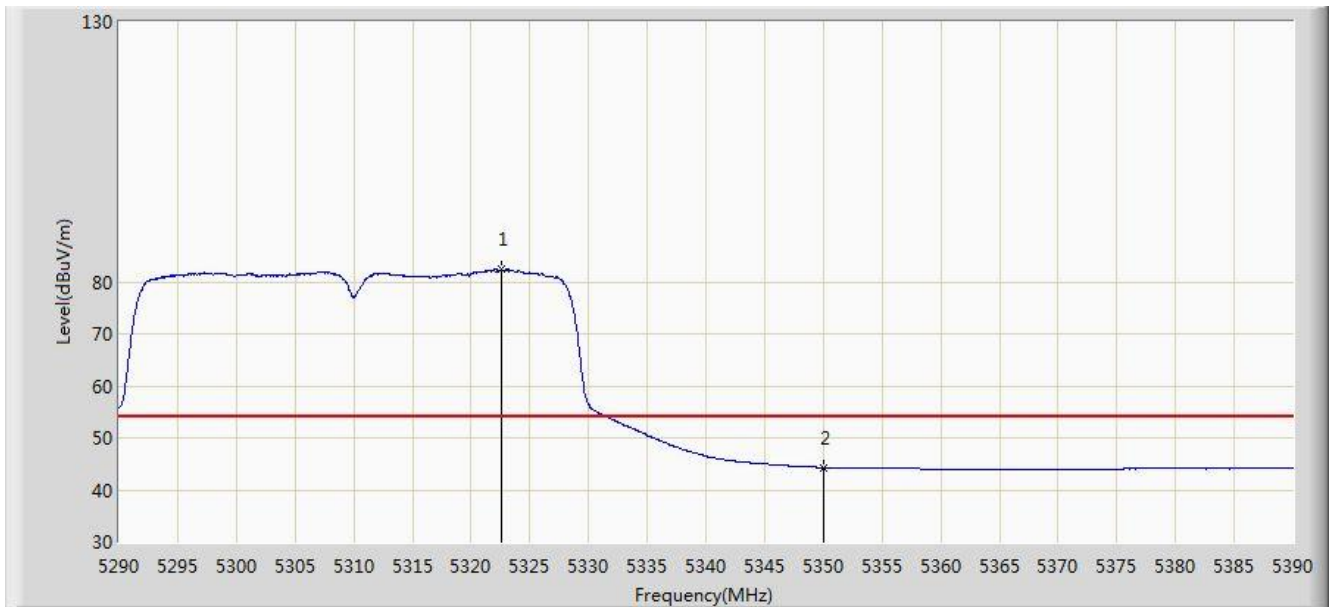


No	Flag	Mark	Frequency (MHz)	Measure Level (dBuV/m)	Reading Level (dBuV)	Margin (dB)	Limit (dBuV/m)	Factor (dB)	Type
1			5321.500	97.987	94.136	N/A	N/A	3.851	PK
2			5350.000	57.220	53.315	-16.780	74.000	3.904	PK
3			5355.850	58.796	54.881	-15.204	74.000	3.915	PK

Note: Measure Level (dB μ V/m) = Reading Level (dB μ V) + Factor (dB)

Factor (dB) = Cable Loss (dB) + Antenna Factor (dB/m) - Pre_Amplifier Gain (dB)

Site: AC1	Time: 2017/02/19 - 15:42
Limit: FCC_Part15.209_RE(3m)	Engineer: Kevin Ker
Probe: BBHA9120D_1GHz_18GHz	Polarity: Horizontal
EUT: US Wi-Fi AP 2x2 OD ext. antenna	Power: AC 120V/60Hz
Test Mode: Transmit by 802.11n-HT40 at Channel 5310MHz Ant 2	

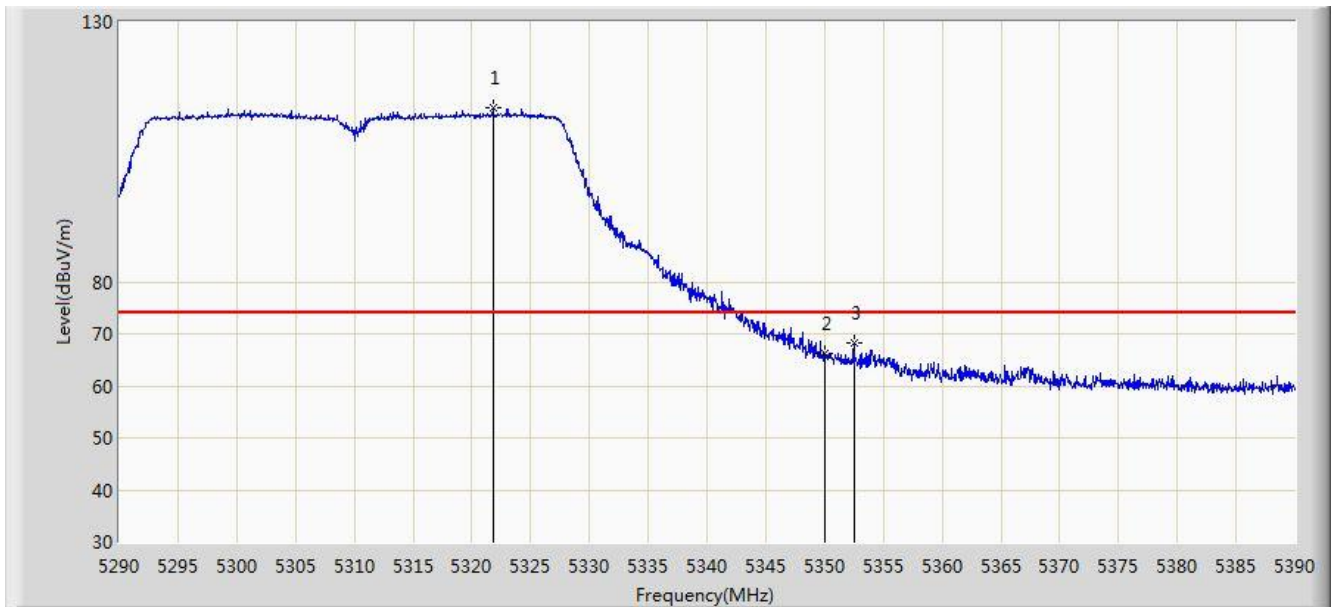


No	Flag	Mark	Frequency (MHz)	Measure Level (dBuV/m)	Reading Level (dBuV)	Margin (dB)	Limit (dBuV/m)	Factor (dB)	Type
1			5322.600	82.342	78.488	N/A	N/A	3.853	AV
2			5350.000	44.287	40.382	-9.713	54.000	3.904	AV

Note: Measure Level (dB μ V/m) = Reading Level (dB μ V) + Factor (dB)

Factor (dB) = Cable Loss (dB) + Antenna Factor (dB/m) - Pre_Amplifier Gain (dB)

Site: AC1	Time: 2017/02/19 - 15:40
Limit: FCC_Part15.209_RE(3m)	Engineer: Kevin Ker
Probe: BBHA9120D_1GHz_18GHz	Polarity: Vertical
EUT: US Wi-Fi AP 2x2 OD ext. antenna	Power: AC 120V/60Hz
Test Mode: Transmit by 802.11n-HT40 at Channel 5310MHz Ant 2	

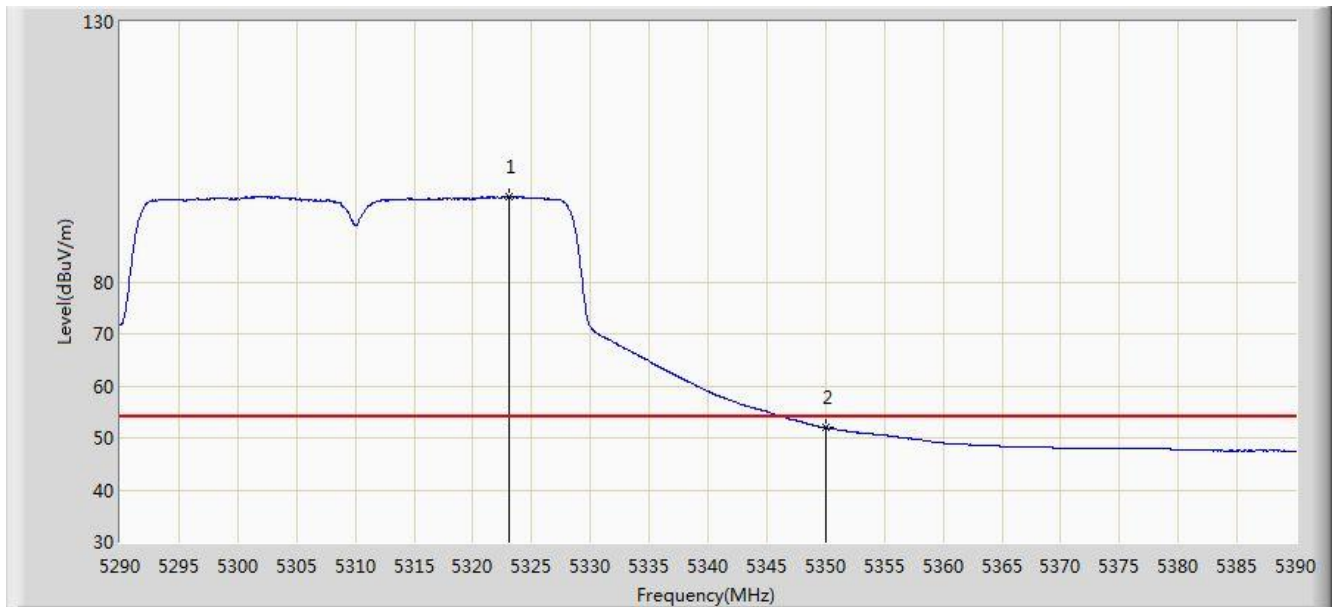


No	Flag	Mark	Frequency (MHz)	Measure Level (dBuV/m)	Reading Level (dBuV)	Margin (dB)	Limit (dBuV/m)	Factor (dB)	Type
1			5321.800	113.408	109.556	N/A	N/A	3.852	PK
2			5350.000	66.351	62.446	-7.649	74.000	3.904	PK
3			5352.500	68.346	64.437	-5.654	74.000	3.909	PK

Note: Measure Level (dB μ V/m) = Reading Level (dB μ V) + Factor (dB)

Factor (dB) = Cable Loss (dB) + Antenna Factor (dB/m) - Pre_Amplifier Gain (dB)

Site: AC1	Time: 2017/02/19 - 15:37
Limit: FCC_Part15.209_RE(3m)	Engineer: Kevin Ker
Probe: BBHA9120D_1GHz_18GHz	Polarity: Vertical
EUT: US Wi-Fi AP 2x2 OD ext. antenna	Power: AC 120V/60Hz
Test Mode: Transmit by 802.11n-HT40 at Channel 5310MHz Ant 2	

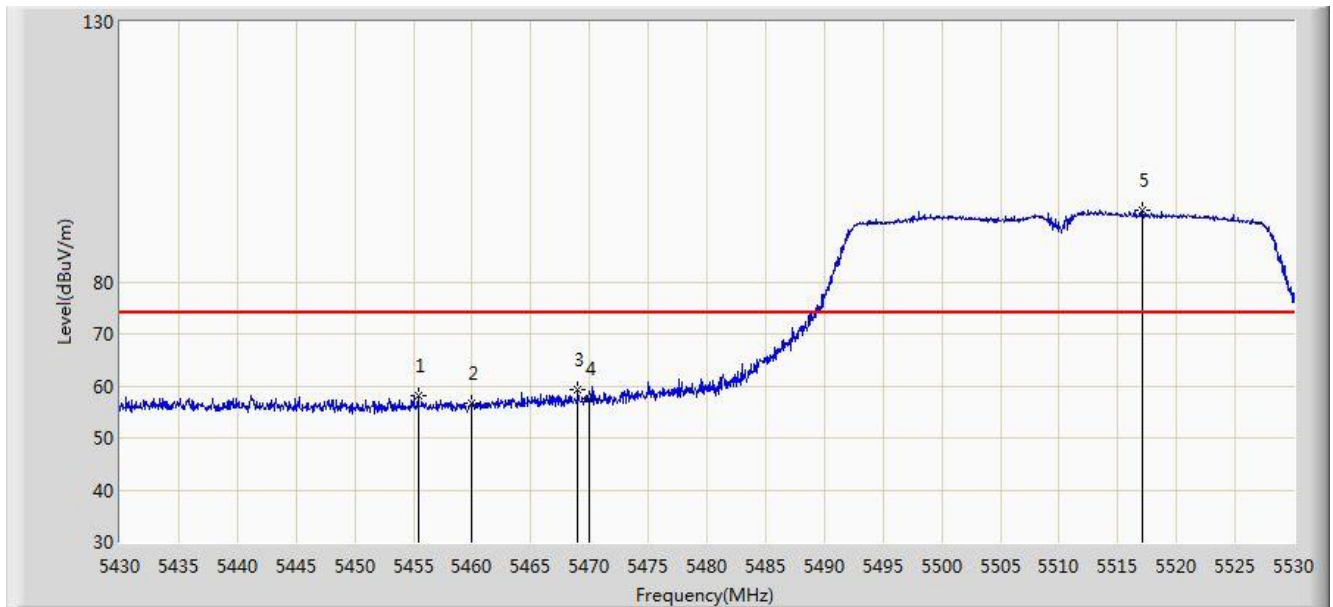


No	Flag	Mark	Frequency (MHz)	Measure Level (dBuV/m)	Reading Level (dBuV)	Margin (dB)	Limit (dBuV/m)	Factor (dB)	Type
1			5323.050	96.323	92.469	N/A	N/A	3.855	AV
2			5350.000	51.938	48.033	-2.062	54.000	3.904	AV

Note: Measure Level (dB μ V/m) = Reading Level (dB μ V) + Factor (dB)

Factor (dB) = Cable Loss (dB) + Antenna Factor (dB/m) - Pre_Amplifier Gain (dB)

Site: AC1	Time: 2017/02/19 - 15:50
Limit: FCC_Part15.209_RE(3m)	Engineer: Kevin Ker
Probe: BBHA9120D_1GHz_18GHz	Polarity: Horizontal
EUT: US Wi-Fi AP 2x2 OD ext. antenna	Power: AC 120V/60Hz
Test Mode: Transmit by 802.11n-HT40 at Channel 5510MHz Ant 2	

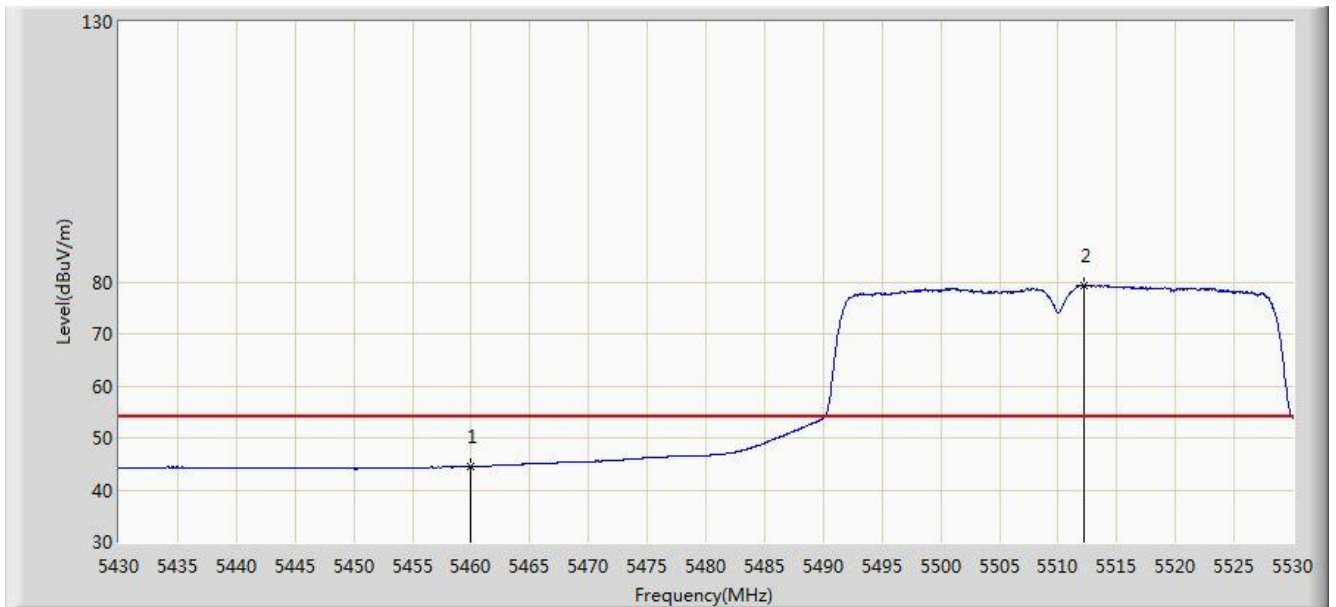


No	Flag	Mark	Frequency (MHz)	Measure Level (dBuV/m)	Reading Level (dBuV)	Margin (dB)	Limit (dBuV/m)	Factor (dB)	Type
1			5455.400	58.250	54.079	-15.750	74.000	4.170	PK
2			5460.000	56.797	52.617	-17.203	74.000	4.180	PK
3			5469.000	59.178	54.978	-14.822	74.000	4.200	PK
4			5470.000	57.449	53.247	-16.551	74.000	4.202	PK
5			5517.150	93.898	89.576	N/A	N/A	4.323	PK

Note: Measure Level (dB μ V/m) = Reading Level (dB μ V) + Factor (dB)

Factor (dB) = Cable Loss (dB) + Antenna Factor (dB/m) - Pre_Amplifier Gain (dB)

Site: AC1	Time: 2017/02/19 - 15:51
Limit: FCC_Part15.209_RE(3m)	Engineer: Kevin Ker
Probe: BBHA9120D_1GHz_18GHz	Polarity: Horizontal
EUT: US Wi-Fi AP 2x2 OD ext. antenna	Power: AC 120V/60Hz
Test Mode: Transmit by 802.11n-HT40 at Channel 5510MHz Ant 2	

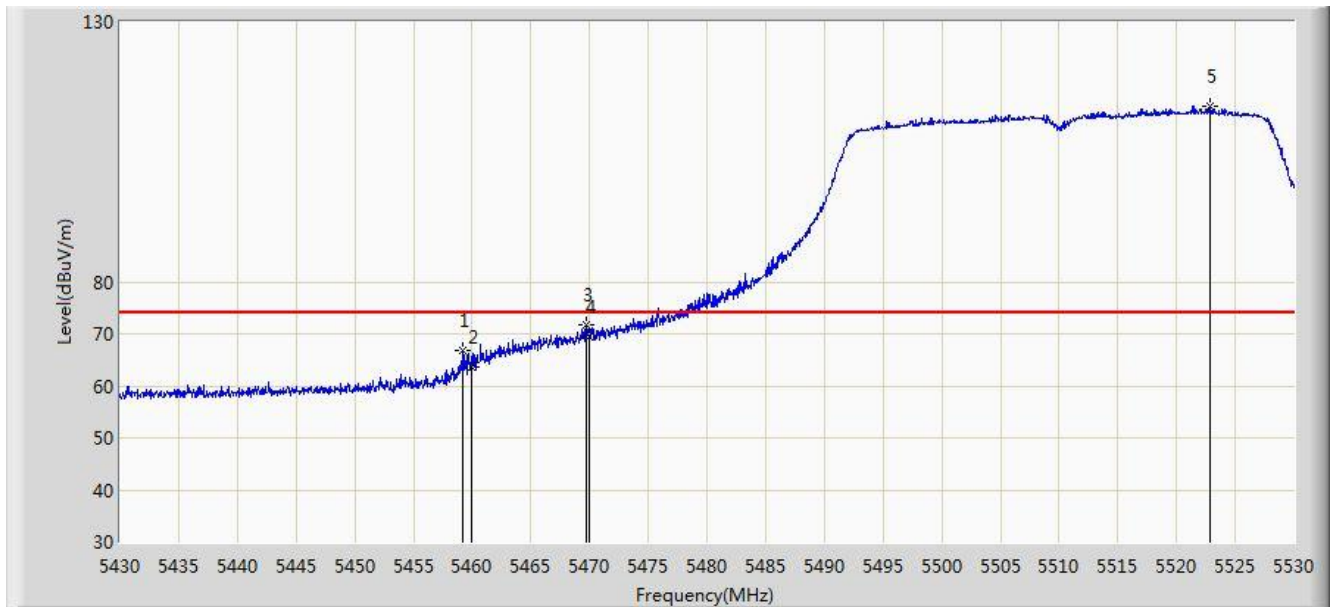


No	Flag	Mark	Frequency (MHz)	Measure Level (dBuV/m)	Reading Level (dBuV)	Margin (dB)	Limit (dBuV/m)	Factor (dB)	Type
1			5460.000	44.446	40.266	-9.554	54.000	4.180	AV
2			5512.200	79.344	75.036	N/A	N/A	4.307	AV

Note: Measure Level (dBμV/m) = Reading Level (dBμV) + Factor (dB)

Factor (dB) = Cable Loss (dB) + Antenna Factor (dB/m) - Pre_Amplifier Gain (dB)

Site: AC1	Time: 2017/02/19 - 15:49
Limit: FCC_Part15.209_RE(3m)	Engineer: Kevin Ker
Probe: BBHA9120D_1GHz_18GHz	Polarity: Vertical
EUT: US Wi-Fi AP 2x2 OD ext. antenna	Power: AC 120V/60Hz
Test Mode: Transmit by 802.11n-HT40 at Channel 5510MHz Ant 2	

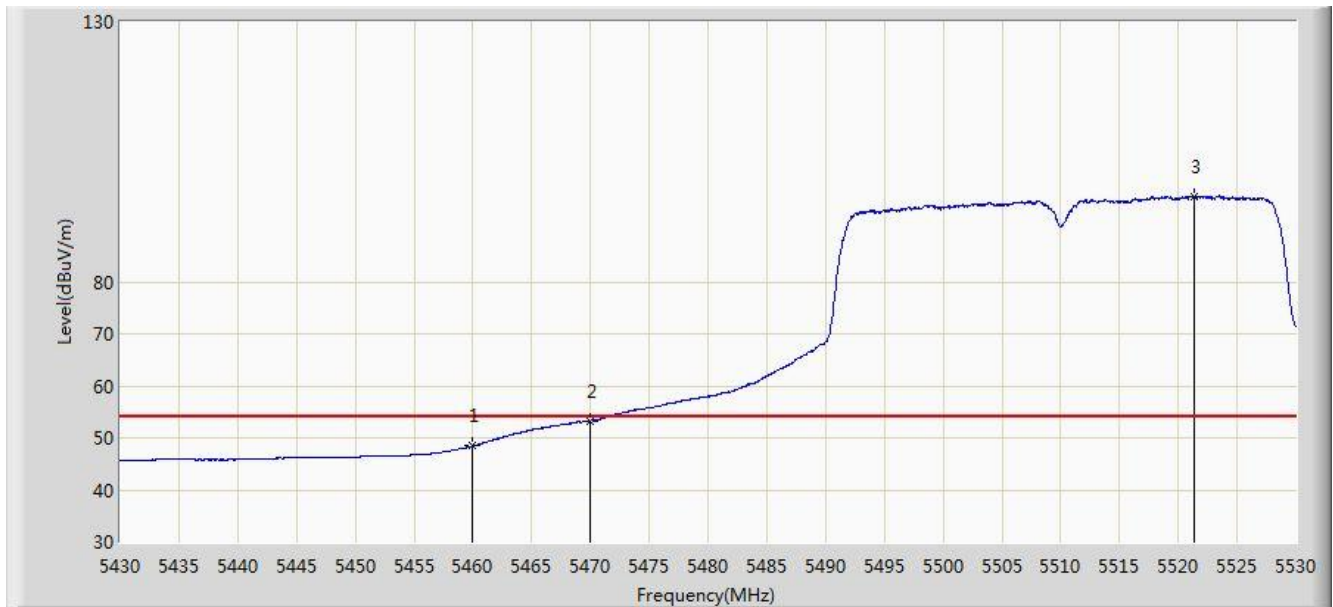


No	Flag	Mark	Frequency (MHz)	Measure Level (dBuV/m)	Reading Level (dBuV)	Margin (dB)	Limit (dBuV/m)	Factor (dB)	Type
1			5459.250	66.770	62.591	-7.230	74.000	4.178	PK
2			5460.000	63.746	59.566	-10.254	74.000	4.180	PK
3			5469.700	71.868	67.666	-2.132	74.000	4.202	PK
4			5470.000	69.463	65.261	-4.537	74.000	4.202	PK
5			5522.900	113.695	109.355	N/A	N/A	4.339	PK

Note: Measure Level (dB μ V/m) = Reading Level (dB μ V) + Factor (dB)

Factor (dB) = Cable Loss (dB) + Antenna Factor (dB/m) - Pre_Amplifier Gain (dB)

Site: AC1	Time: 2017/02/19 - 15:48
Limit: FCC_Part15.209_RE(3m)	Engineer: Kevin Ker
Probe: BBHA9120D_1GHz_18GHz	Polarity: Vertical
EUT: US Wi-Fi AP 2x2 OD ext. antenna	Power: AC 120V/60Hz
Test Mode: Transmit by 802.11n-HT40 at Channel 5510MHz Ant 2	

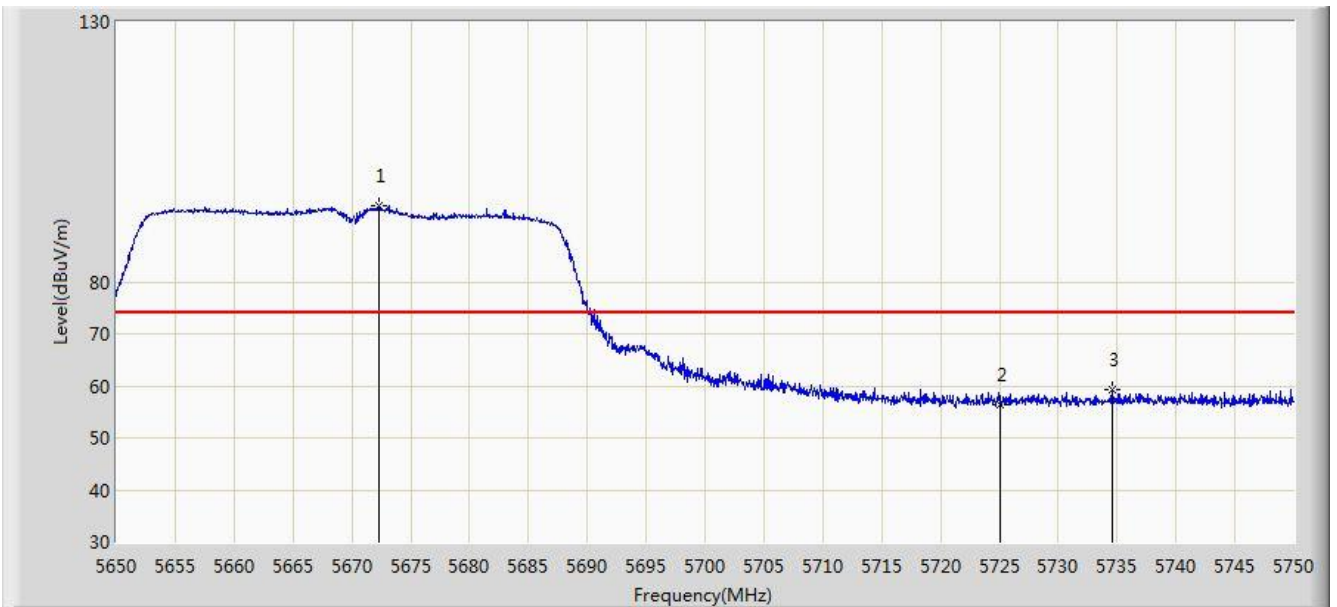


No	Flag	Mark	Frequency (MHz)	Measure Level (dBuV/m)	Reading Level (dBuV)	Margin (dB)	Limit (dBuV/m)	Factor (dB)	Type
1			5460.000	48.422	44.242	-5.578	54.000	4.180	AV
2			5470.000	53.293	49.091	-0.707	54.000	4.202	AV
3			5521.400	96.403	92.068	N/A	N/A	4.335	AV

Note: Measure Level (dBμV/m) = Reading Level (dBμV) + Factor (dB)

Factor (dB) = Cable Loss (dB) + Antenna Factor (dB/m) - Pre_Amplifier Gain (dB)

Site: AC1	Time: 2017/02/19 - 15:58
Limit: FCC_Part15.209_RE(3m)	Engineer: Kevin Ker
Probe: BBHA9120D_1GHz_18GHz	Polarity: Horizontal
EUT: US Wi-Fi AP 2x2 OD ext. antenna	Power: AC 120V/60Hz
Test Mode: Transmit by 802.11n-HT40 at Channel 5670MHz Ant 2	

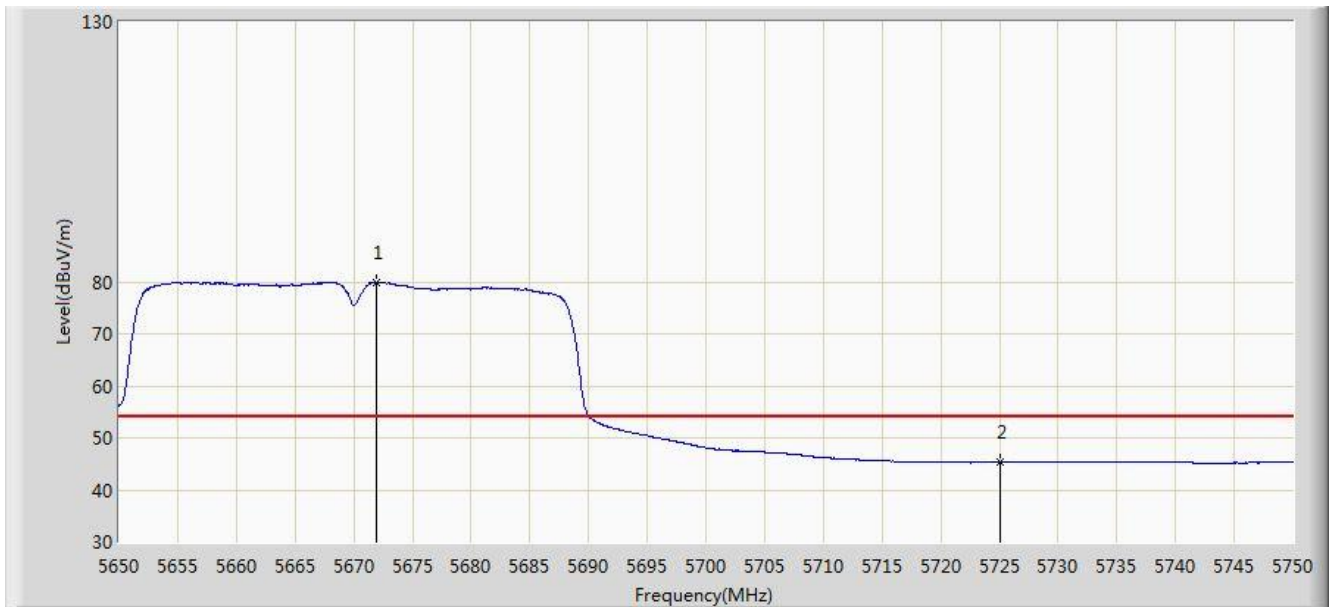


No	Flag	Mark	Frequency (MHz)	Measure Level (dBuV/m)	Reading Level (dBuV)	Margin (dB)	Limit (dBuV/m)	Factor (dB)	Type
1			5672.350	94.531	89.774	N/A	N/A	4.757	PK
2			5725.000	56.401	51.372	-17.599	74.000	5.029	PK
3			5734.600	59.138	54.048	-14.862	74.000	5.090	PK

Note: Measure Level (dB μ V/m) = Reading Level (dB μ V) + Factor (dB)

Factor (dB) = Cable Loss (dB) + Antenna Factor (dB/m) - Pre_Amplifier Gain (dB)

Site: AC1	Time: 2017/02/19 - 15:58
Limit: FCC_Part15.209_RE(3m)	Engineer: Kevin Ker
Probe: BBHA9120D_1GHz_18GHz	Polarity: Horizontal
EUT: US Wi-Fi AP 2x2 OD ext. antenna	Power: AC 120V/60Hz
Test Mode: Transmit by 802.11n-HT40 at Channel 5670MHz Ant 2	

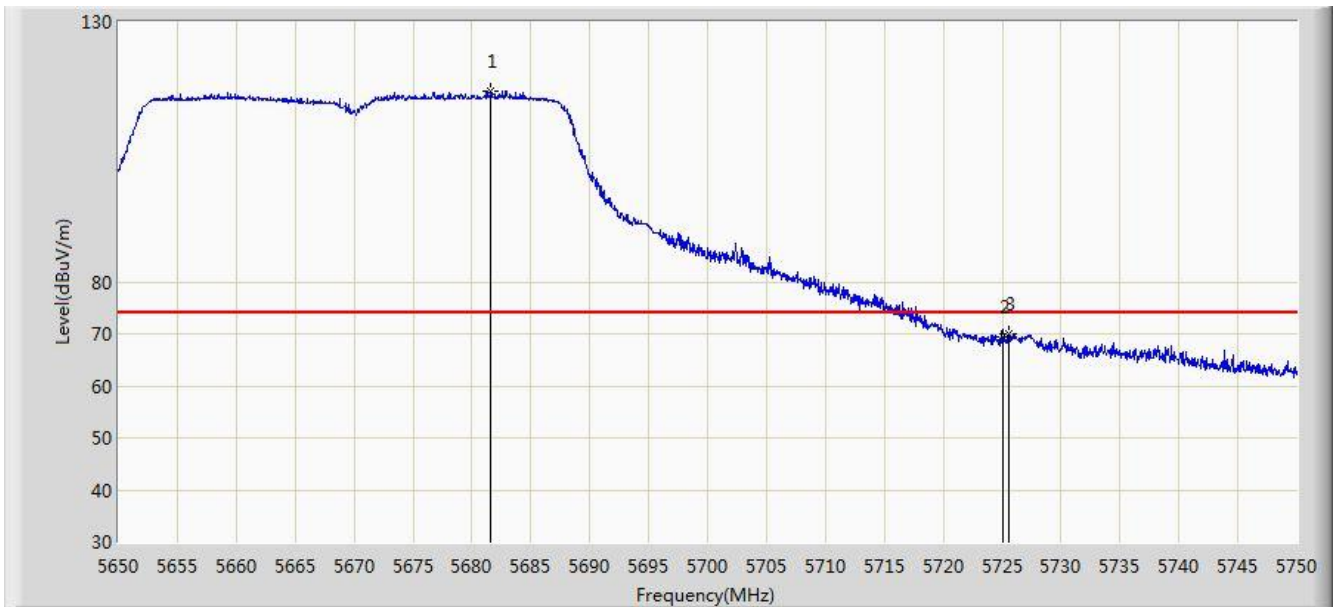


No	Flag	Mark	Frequency (MHz)	Measure Level (dBuV/m)	Reading Level (dBuV)	Margin (dB)	Limit (dBuV/m)	Factor (dB)	Type
1			5671.900	79.907	75.152	N/A	N/A	4.755	AV
2			5725.000	45.319	40.290	-8.681	54.000	5.029	AV

Note: Measure Level (dBμV/m) = Reading Level (dBμV) + Factor (dB)

Factor (dB) = Cable Loss (dB) + Antenna Factor (dB/m) - Pre_Amplifier Gain (dB)

Site: AC1	Time: 2017/02/19 - 15:56
Limit: FCC_Part15.209_RE(3m)	Engineer: Kevin Ker
Probe: BBHA9120D_1GHz_18GHz	Polarity: Vertical
EUT: US Wi-Fi AP 2x2 OD ext. antenna	Power: AC 120V/60Hz
Test Mode: Transmit by 802.11n-HT40 at Channel 5670MHz Ant 2	

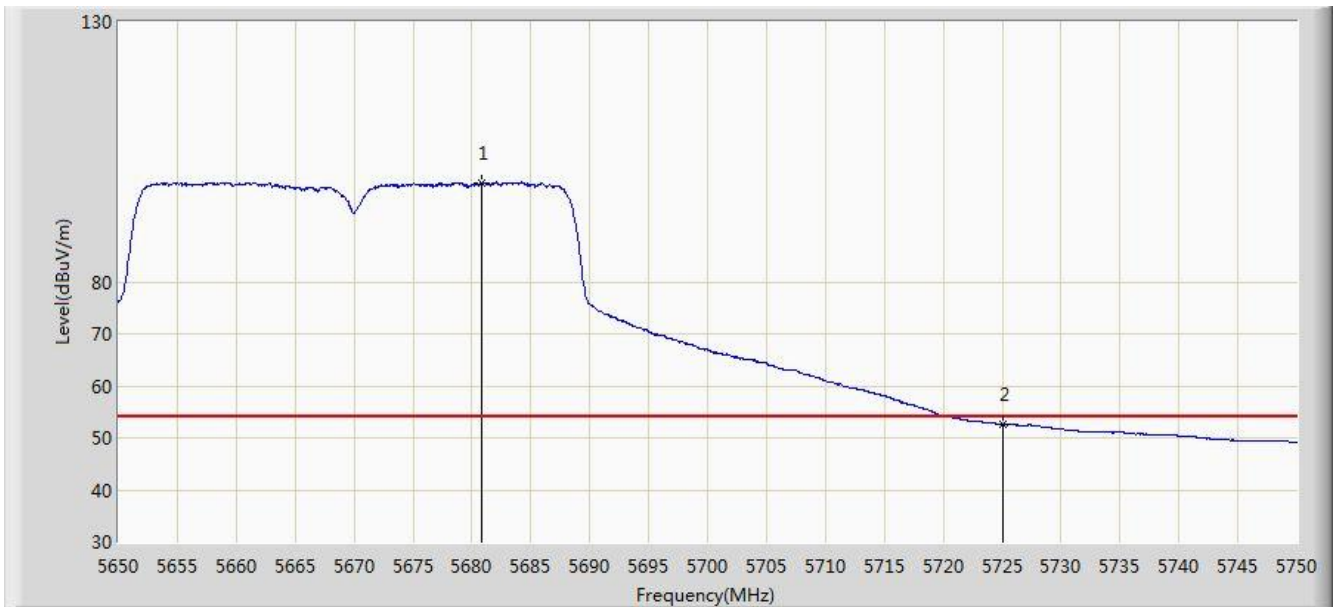


No	Flag	Mark	Frequency (MHz)	Measure Level (dBuV/m)	Reading Level (dBuV)	Margin (dB)	Limit (dBuV/m)	Factor (dB)	Type
1			5681.600	116.682	111.888	N/A	N/A	4.794	PK
2			5725.000	69.302	64.273	-4.698	74.000	5.029	PK
3			5725.600	70.006	64.973	-3.994	74.000	5.032	PK

Note: Measure Level (dB μ V/m) = Reading Level (dB μ V) + Factor (dB)

Factor (dB) = Cable Loss (dB) + Antenna Factor (dB/m) - Pre_Amplifier Gain (dB)

Site: AC1	Time: 2017/02/19 - 15:53
Limit: FCC_Part15.209_RE(3m)	Engineer: Kevin Ker
Probe: BBHA9120D_1GHz_18GHz	Polarity: Vertical
EUT: US Wi-Fi AP 2x2 OD ext. antenna	Power: AC 120V/60Hz
Test Mode: Transmit by 802.11n-HT40 at Channel 5670MHz Ant 2	

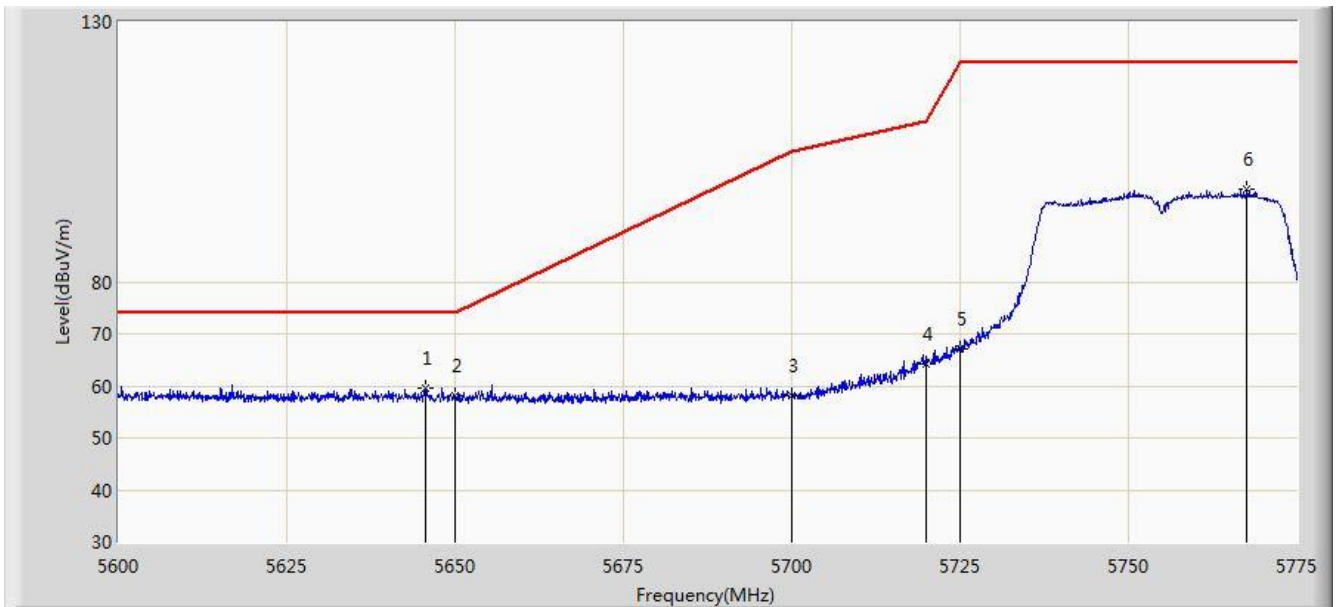


No	Flag	Mark	Frequency (MHz)	Measure Level (dBuV/m)	Reading Level (dBuV)	Margin (dB)	Limit (dBuV/m)	Factor (dB)	Type
1			5680.850	99.114	94.323	N/A	N/A	4.790	AV
2			5725.000	52.625	47.596	-1.375	54.000	5.029	AV

Note: Measure Level (dB μ V/m) = Reading Level (dB μ V) + Factor (dB)

Factor (dB) = Cable Loss (dB) + Antenna Factor (dB/m) - Pre_Amplifier Gain (dB)

Site: AC1	Time: 2017/02/19 - 16:03
Limit: FCC_Part15.407_RE(3m)	Engineer: Kevin Ker
Probe: BBHA9120D_1GHz_18GHz	Polarity: Horizontal
EUT: US Wi-Fi AP 2x2 OD ext. antenna	Power: AC 120V/60Hz
Test Mode: Transmit by 802.11n-HT40 at Channel 5755MHz Ant 2	

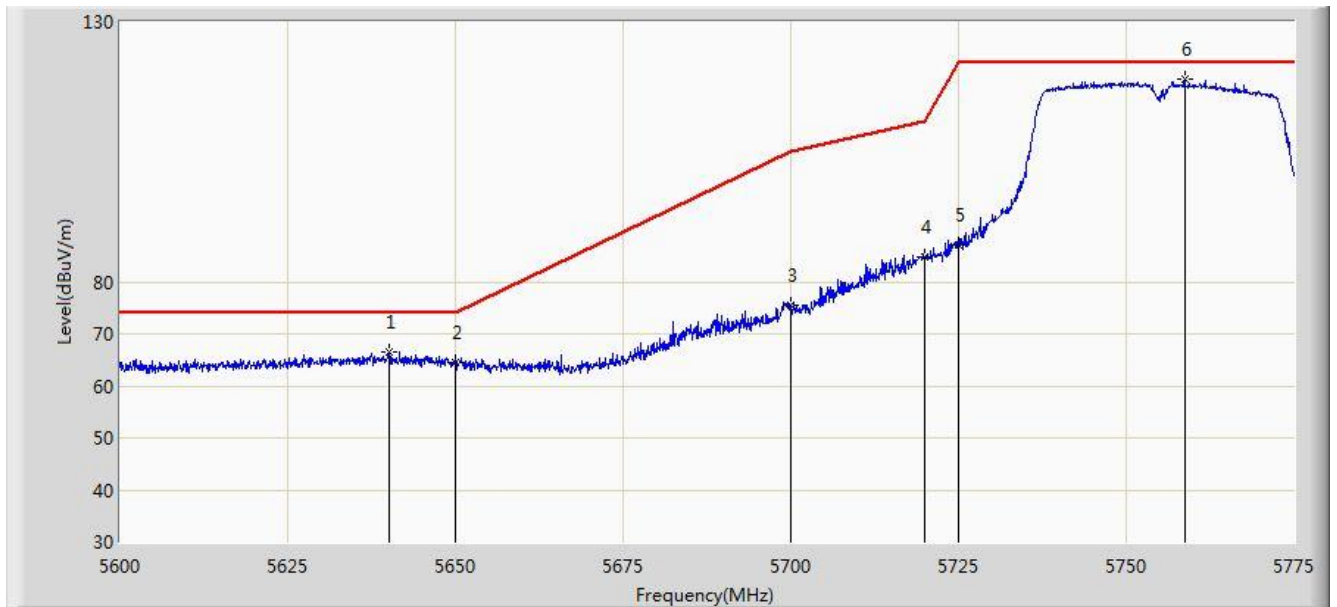


No	Flag	Mark	Frequency (MHz)	Measure Level (dBuV/m)	Reading Level (dBuV)	Margin (dB)	Limit (dBuV/m)	Factor (dB)	Type
1			5645.587	59.439	54.783	-14.561	74.000	4.657	PK
2			5650.000	57.979	53.308	-16.021	74.000	4.671	PK
3			5700.000	58.096	53.218	-47.104	105.200	4.878	PK
4			5720.000	64.306	59.309	-46.494	110.800	4.997	PK
5			5725.000	66.984	61.955	-55.216	122.200	5.029	PK
6			5767.650	97.768	92.489	N/A	N/A	5.279	PK

Note: Measure Level (dBuV/m) = Reading Level (dBuV) + Factor (dB)

Factor (dB) = Cable Loss (dB) + Antenna Factor (dB/m) - Pre_Amplifier Gain (dB)

Site: AC1	Time: 2017/02/19 - 16:02
Limit: FCC_Part15.407_RE(3m)	Engineer: Kevin Ker
Probe: BBHA9120D_1GHz_18GHz	Polarity: Vertical
EUT: US Wi-Fi AP 2x2 OD ext. antenna	Power: AC 120V/60Hz
Test Mode: Transmit by 802.11n-HT40 at Channel 5755MHz Ant 2	

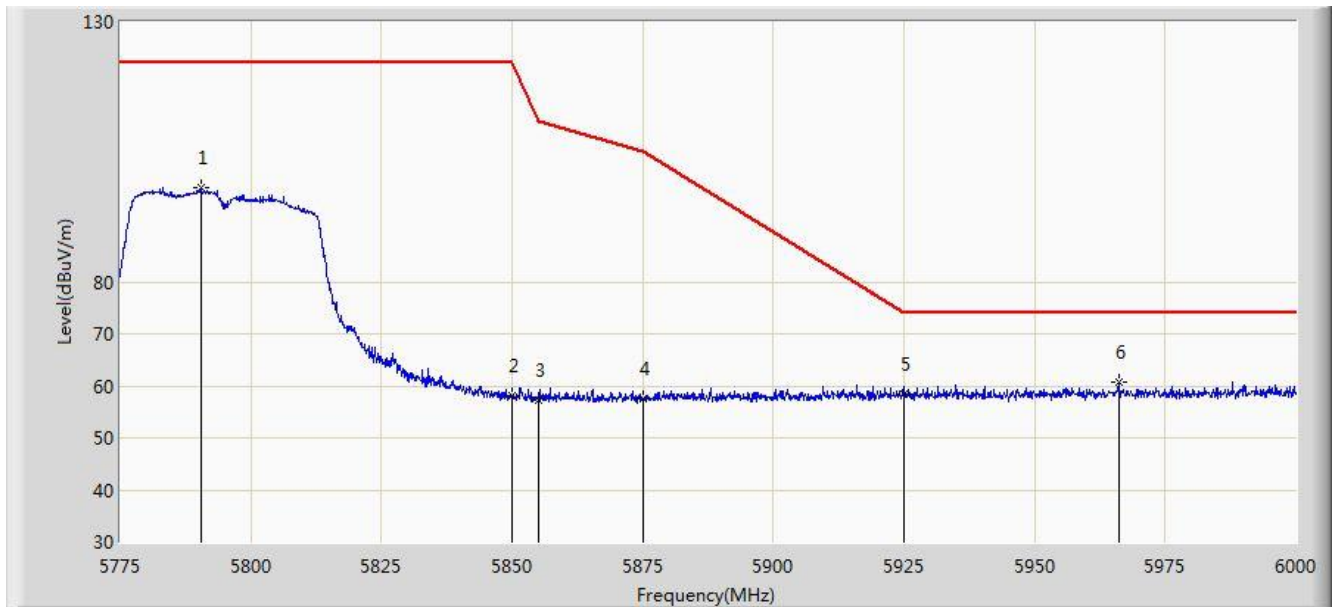


No	Flag	Mark	Frequency (MHz)	Measure Level (dBuV/m)	Reading Level (dBuV)	Margin (dB)	Limit (dBuV/m)	Factor (dB)	Type
1			5640.163	66.492	61.854	-7.508	74.000	4.638	PK
2			5650.000	64.596	59.925	-9.404	74.000	4.671	PK
3			5700.000	75.380	70.502	-29.820	105.200	4.878	PK
4			5720.000	84.778	79.781	-26.022	110.800	4.997	PK
5			5725.000	87.216	82.187	-34.984	122.200	5.029	PK
6			5758.725	119.064	113.831	N/A	N/A	5.233	PK

Note: Measure Level (dBuV/m) = Reading Level (dBuV) + Factor (dB)

Factor (dB) = Cable Loss (dB) + Antenna Factor (dB/m) - Pre_Amplifier Gain (dB)

Site: AC1	Time: 2017/02/19 - 16:09
Limit: FCC_Part15.407_RE(3m)	Engineer: Kevin Ker
Probe: BBHA9120D_1GHz_18GHz	Polarity: Horizontal
EUT: US Wi-Fi AP 2x2 OD ext. antenna	Power: AC 120V/60Hz
Test Mode: Transmit by 802.11n-HT40 at Channel 5795MHz Ant 2	

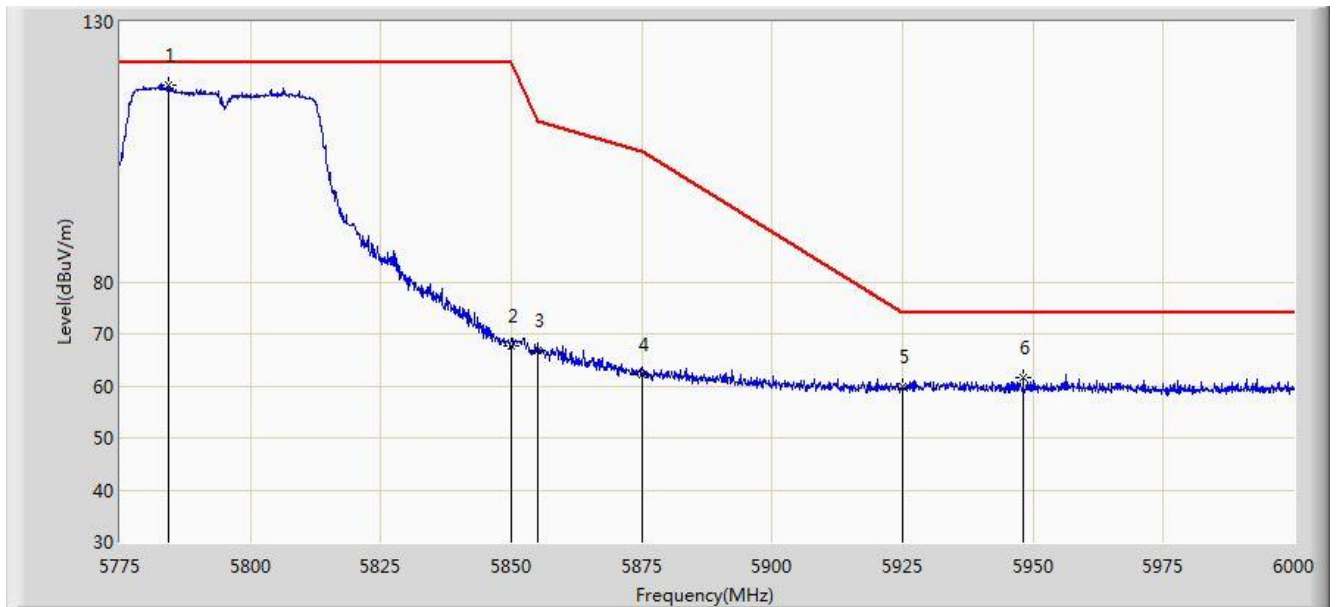


No	Flag	Mark	Frequency (MHz)	Measure Level (dBuV/m)	Reading Level (dBuV)	Margin (dB)	Limit (dBuV/m)	Factor (dB)	Type
1			5790.525	98.090	92.696	N/A	N/A	5.394	PK
2			5850.000	58.219	52.493	-63.981	122.200	5.726	PK
3			5855.000	57.366	51.620	-53.434	110.800	5.746	PK
4			5875.000	57.426	51.606	-47.774	105.200	5.820	PK
5			5925.000	58.262	52.296	-15.738	74.000	5.967	PK
6			5966.025	60.865	54.811	-13.135	74.000	6.054	PK

Note: Measure Level (dBuV/m) = Reading Level (dBuV) + Factor (dB)

Factor (dB) = Cable Loss (dB) + Antenna Factor (dB/m) - Pre_Amplifier Gain (dB)

Site: AC1	Time: 2017/02/19 - 16:06
Limit: FCC_Part15.407_RE(3m)	Engineer: Kevin Ker
Probe: BBHA9120D_1GHz_18GHz	Polarity: Vertical
EUT: US Wi-Fi AP 2x2 OD ext. antenna	Power: AC 120V/60Hz
Test Mode: Transmit by 802.11n-HT40 at Channel 5795MHz Ant 2	

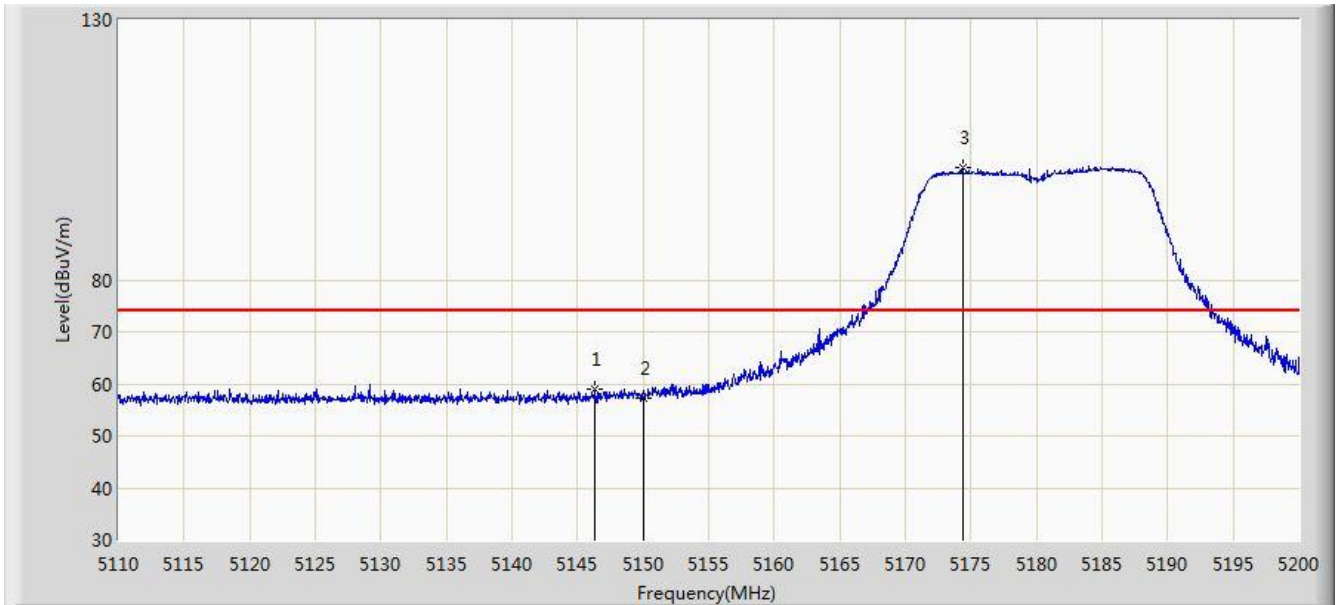


No	Flag	Mark	Frequency (MHz)	Measure Level (dBuV/m)	Reading Level (dBuV)	Margin (dB)	Limit (dBuV/m)	Factor (dB)	Type
1			5784.337	117.883	112.520	N/A	N/A	5.363	PK
2			5850.000	67.743	62.017	-54.457	122.200	5.726	PK
3			5855.000	66.747	61.001	-44.053	110.800	5.746	PK
4			5875.000	62.125	56.305	-43.075	105.200	5.820	PK
5			5925.000	59.749	53.783	-14.251	74.000	5.967	PK
6			5948.138	61.703	55.681	-12.297	74.000	6.023	PK

Note: Measure Level (dBuV/m) = Reading Level (dBuV) + Factor (dB)

Factor (dB) = Cable Loss (dB) + Antenna Factor (dB/m) - Pre_Amplifier Gain (dB)

Site: AC1	Time: 2017/02/19 - 16:20
Limit: FCC_Part15.209_RE(3m)	Engineer: Kevin Ker
Probe: BBHA9120D_1GHz_18GHz	Polarity: Horizontal
EUT: US Wi-Fi AP 2x2 OD ext. antenna	Power: AC 120V/60Hz
Test Mode: Transmit by 802.11ac-VHT20 at Channel 5180MHz Ant 2	

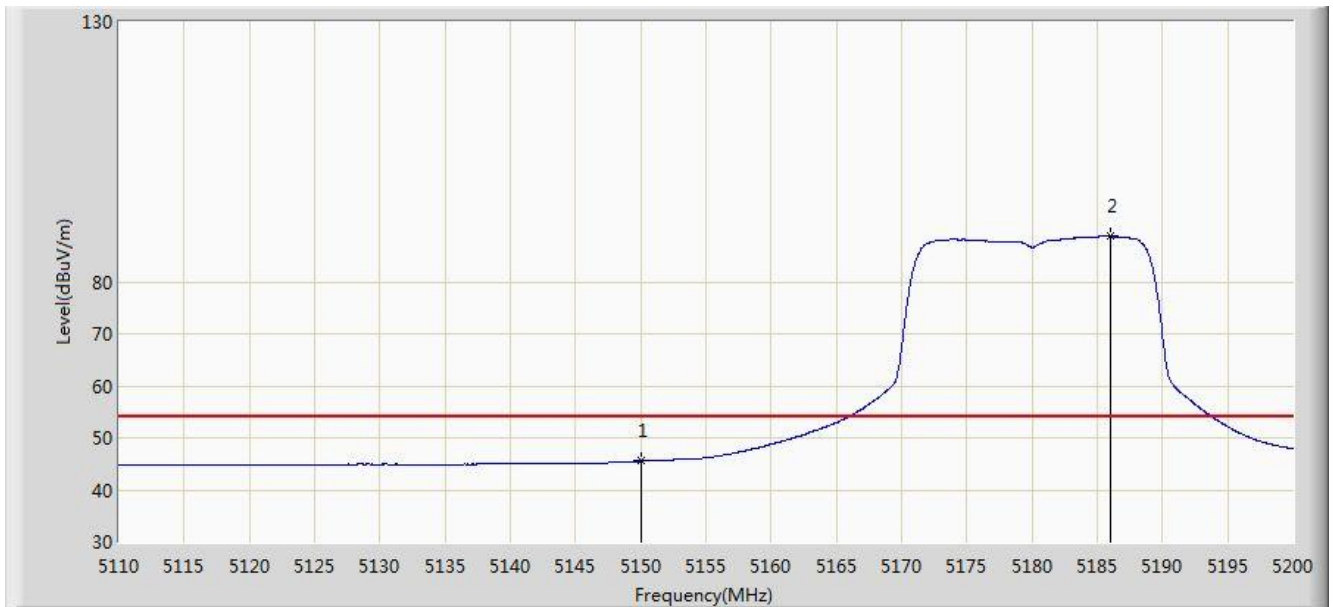


No	Flag	Mark	Frequency (MHz)	Measure Level (dBuV/m)	Reading Level (dBuV)	Margin (dB)	Limit (dBuV/m)	Factor (dB)	Type
1			5146.360	59.089	54.913	-14.911	74.000	4.176	PK
2			5150.000	57.368	53.199	-16.632	74.000	4.170	PK
3			5174.350	101.625	97.536	N/A	N/A	4.088	PK

Note: Measure Level (dB μ V/m) = Reading Level (dB μ V) + Factor (dB)

Factor (dB) = Cable Loss (dB) + Antenna Factor (dB/m) - Pre_Amplifier Gain (dB)

Site: AC1	Time: 2017/02/19 - 16:21
Limit: FCC_Part15.209_RE(3m)	Engineer: Kevin Ker
Probe: BBHA9120D_1GHz_18GHz	Polarity: Horizontal
EUT: US Wi-Fi AP 2x2 OD ext. antenna	Power: AC 120V/60Hz
Test Mode: Transmit by 802.11ac-VHT20 at Channel 5180MHz Ant 2	

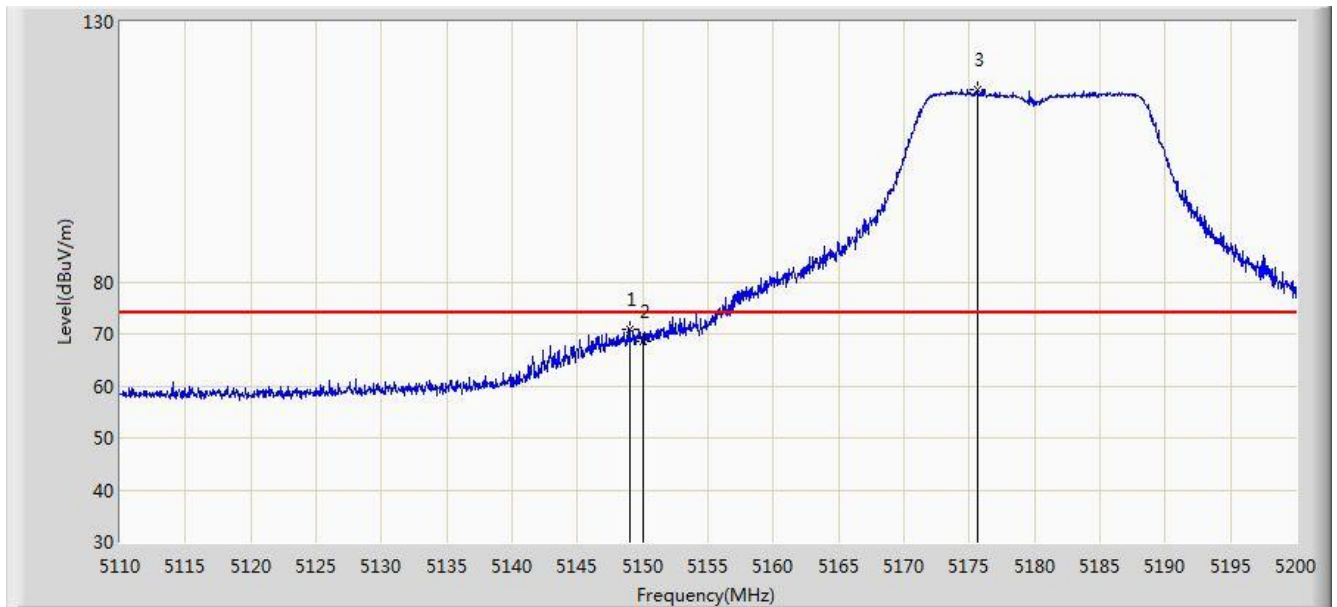


No	Flag	Mark	Frequency (MHz)	Measure Level (dBuV/m)	Reading Level (dBuV)	Margin (dB)	Limit (dBuV/m)	Factor (dB)	Type
1			5150.000	45.563	41.394	-8.437	54.000	4.170	AV
2			5185.960	88.759	84.711	N/A	N/A	4.048	AV

Note: Measure Level (dBuV/m) = Reading Level (dBuV) + Factor (dB)

Factor (dB) = Cable Loss (dB) + Antenna Factor (dB/m) - Pre_Amplifier Gain (dB)

Site: AC1	Time: 2017/02/19 - 16:19
Limit: FCC_Part15.209_RE(3m)	Engineer: Kevin Ker
Probe: BBHA9120D_1GHz_18GHz	Polarity: Vertical
EUT: US Wi-Fi AP 2x2 OD ext. antenna	Power: AC 120V/60Hz
Test Mode: Transmit by 802.11ac-VHT20 at Channel 5180MHz Ant 2	

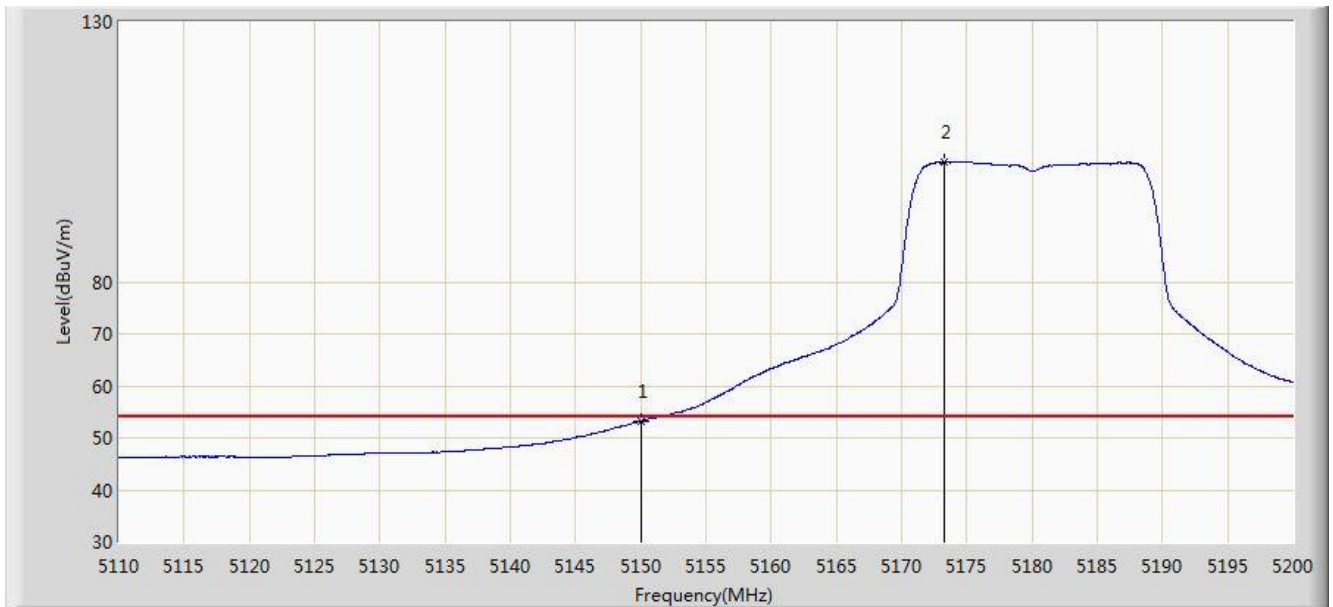


No	Flag	Mark	Frequency (MHz)	Measure Level (dBuV/m)	Reading Level (dBuV)	Margin (dB)	Limit (dBuV/m)	Factor (dB)	Type
1			5149.015	70.901	66.729	-3.099	74.000	4.173	PK
2			5150.000	68.581	64.412	-5.419	74.000	4.170	PK
3			5175.610	116.877	112.793	N/A	N/A	4.085	PK

Note: Measure Level (dB μ V/m) = Reading Level (dB μ V) + Factor (dB)

Factor (dB) = Cable Loss (dB) + Antenna Factor (dB/m) - Pre_Amplifier Gain (dB)

Site: AC1	Time: 2017/02/19 - 16:18
Limit: FCC_Part15.209_RE(3m)	Engineer: Kevin Ker
Probe: BBHA9120D_1GHz_18GHz	Polarity: Vertical
EUT: US Wi-Fi AP 2x2 OD ext. antenna	Power: AC 120V/60Hz
Test Mode: Transmit by 802.11ac-VHT20 at Channel 5180MHz Ant 2	

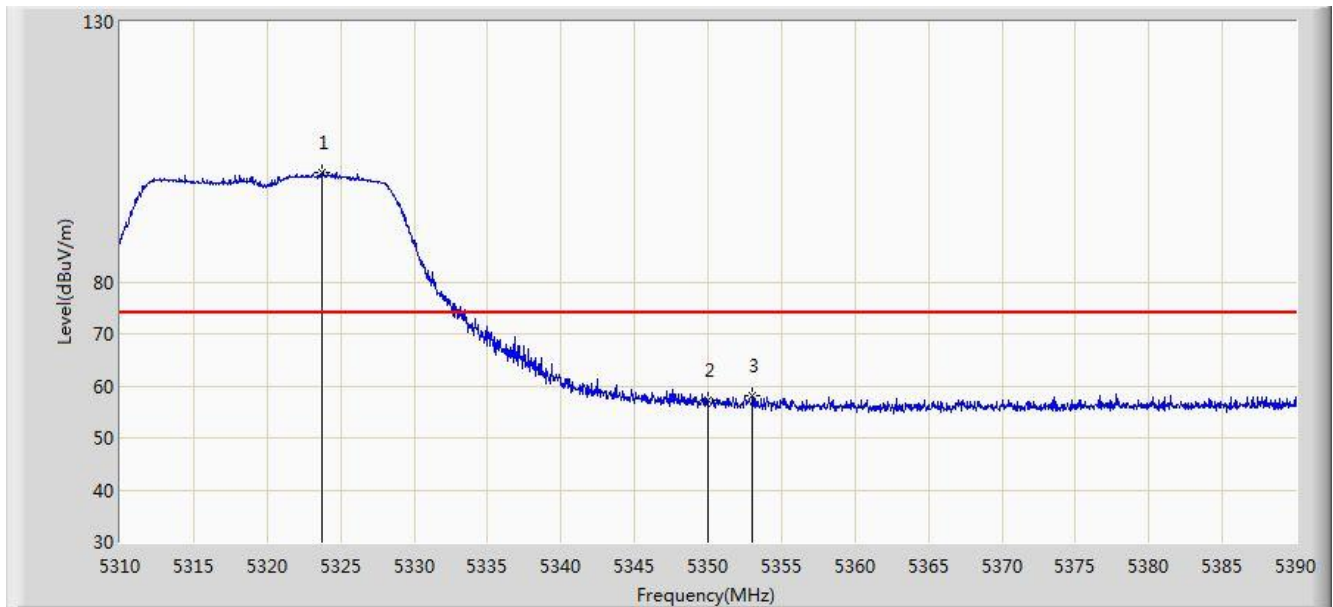


No	Flag	Mark	Frequency (MHz)	Measure Level (dBuV/m)	Reading Level (dBuV)	Margin (dB)	Limit (dBuV/m)	Factor (dB)	Type
1			5150.000	53.193	49.024	-0.807	54.000	4.170	AV
2			5173.225	102.989	98.896	N/A	N/A	4.093	AV

Note: Measure Level (dBuV/m) = Reading Level (dBuV) + Factor (dB)

Factor (dB) = Cable Loss (dB) + Antenna Factor (dB/m) - Pre_Amplifier Gain (dB)

Site: AC1	Time: 2017/02/19 - 16:30
Limit: FCC_Part15.209_RE(3m)	Engineer: Kevin Ker
Probe: BBHA9120D_1GHz_18GHz	Polarity: Horizontal
EUT: US Wi-Fi AP 2x2 OD ext. antenna	Power: AC 120V/60Hz
Test Mode: Transmit by 802.11ac-VHT20 at Channel 5320MHz Ant 2	

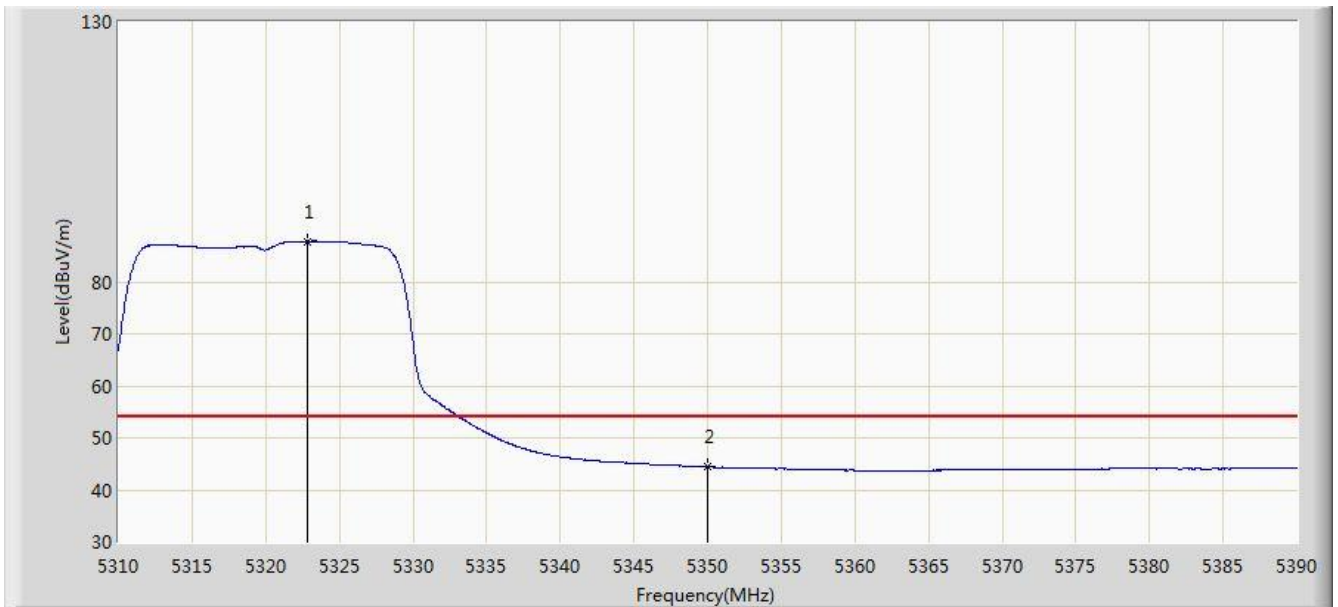


No	Flag	Mark	Frequency (MHz)	Measure Level (dBuV/m)	Reading Level (dBuV)	Margin (dB)	Limit (dBuV/m)	Factor (dB)	Type
1			5323.760	101.054	97.198	N/A	N/A	3.856	PK
2			5350.000	57.185	53.280	-16.815	74.000	3.904	PK
3			5353.000	57.973	54.063	-16.027	74.000	3.911	PK

Note: Measure Level (dBμV/m) = Reading Level (dBμV) + Factor (dB)

Factor (dB) = Cable Loss (dB) + Antenna Factor (dB/m) - Pre_Amplifier Gain (dB)

Site: AC1	Time: 2017/02/19 - 16:31
Limit: FCC_Part15.209_RE(3m)	Engineer: Kevin Ker
Probe: BBHA9120D_1GHz_18GHz	Polarity: Horizontal
EUT: US Wi-Fi AP 2x2 OD ext. antenna	Power: AC 120V/60Hz
Test Mode: Transmit by 802.11ac-VHT20 at Channel 5320MHz Ant 2	

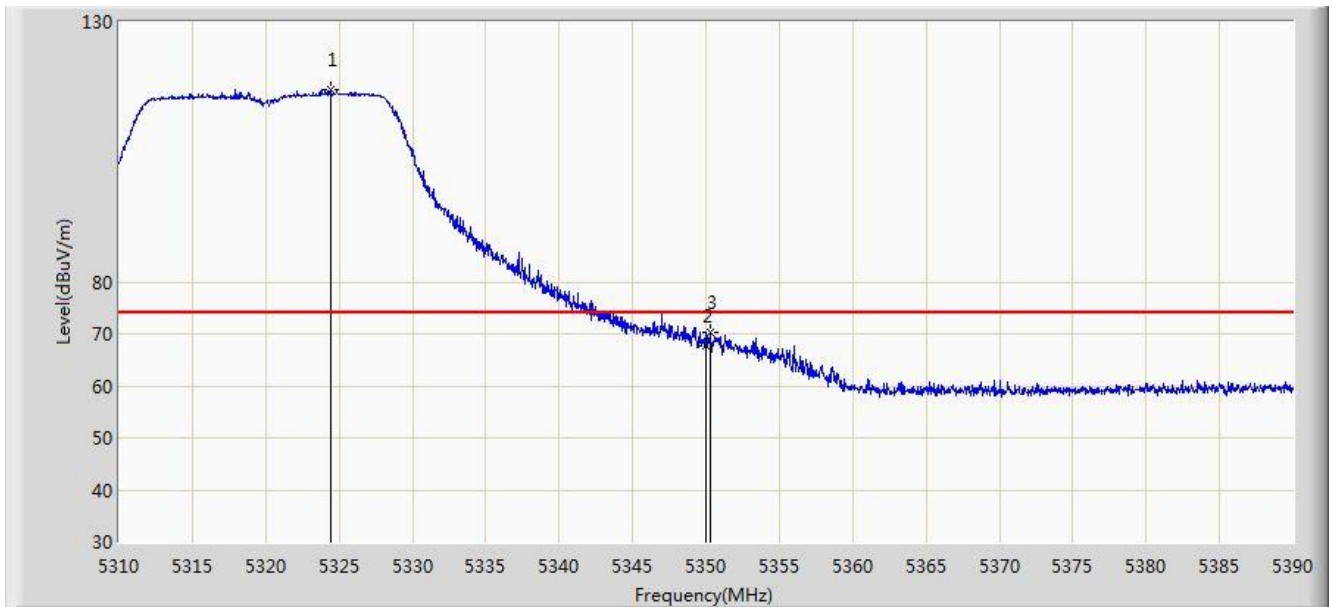


No	Flag	Mark	Frequency (MHz)	Measure Level (dBuV/m)	Reading Level (dBuV)	Margin (dB)	Limit (dBuV/m)	Factor (dB)	Type
1			5322.880	87.791	83.937	N/A	N/A	3.854	AV
2			5350.000	44.424	40.519	-9.576	54.000	3.904	AV

Note: Measure Level (dB μ V/m) = Reading Level (dB μ V) + Factor (dB)

Factor (dB) = Cable Loss (dB) + Antenna Factor (dB/m) - Pre_Amplifier Gain (dB)

Site: AC1	Time: 2017/02/19 - 16:28
Limit: FCC_Part15.209_RE(3m)	Engineer: Kevin Ker
Probe: BBHA9120D_1GHz_18GHz	Polarity: Vertical
EUT: US Wi-Fi AP 2x2 OD ext. antenna	Power: AC 120V/60Hz
Test Mode: Transmit by 802.11ac-VHT20 at Channel 5320MHz Ant 2	

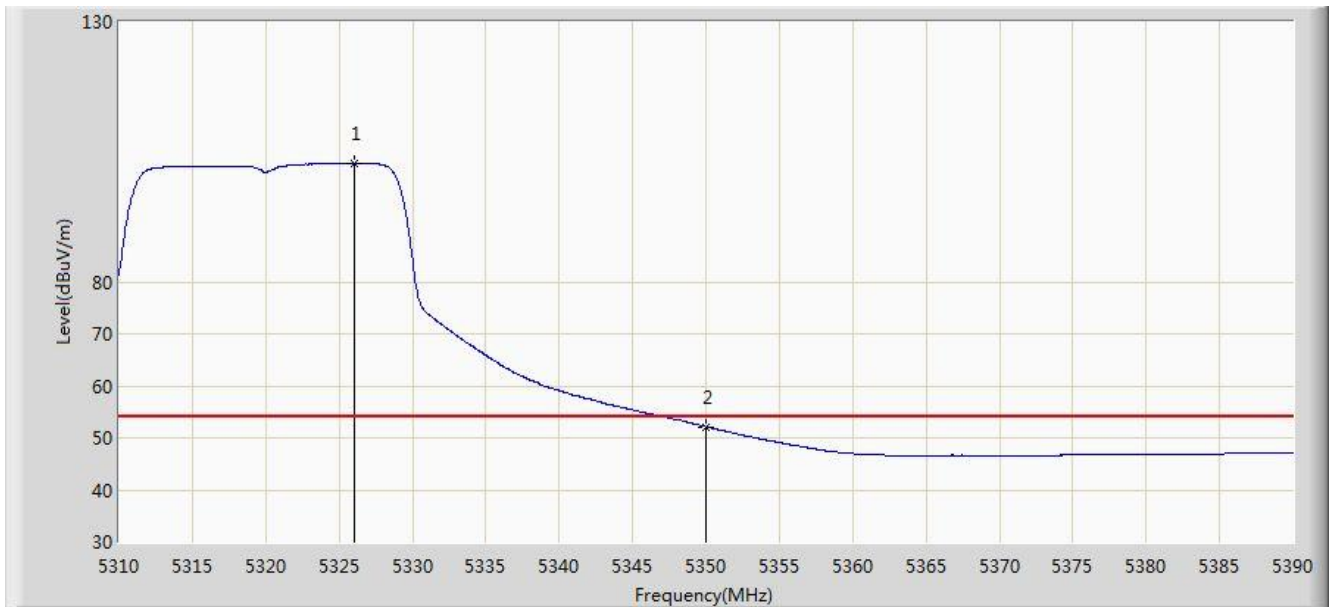


No	Flag	Mark	Frequency (MHz)	Measure Level (dBuV/m)	Reading Level (dBuV)	Margin (dB)	Limit (dBuV/m)	Factor (dB)	Type
1			5324.480	116.880	113.023	N/A	N/A	3.857	PK
2			5350.000	67.750	63.845	-6.250	74.000	3.904	PK
3			5350.320	70.351	66.446	-3.649	74.000	3.906	PK

Note: Measure Level (dB μ V/m) = Reading Level (dB μ V) + Factor (dB)

Factor (dB) = Cable Loss (dB) + Antenna Factor (dB/m) - Pre_Amplifier Gain (dB)

Site: AC1	Time: 2017/02/19 - 16:24
Limit: FCC_Part15.209_RE(3m)	Engineer: Kevin Ker
Probe: BBHA9120D_1GHz_18GHz	Polarity: Vertical
EUT: US Wi-Fi AP 2x2 OD ext. antenna	Power: AC 120V/60Hz
Test Mode: Transmit by 802.11ac-VHT20 at Channel 5320MHz Ant 2	

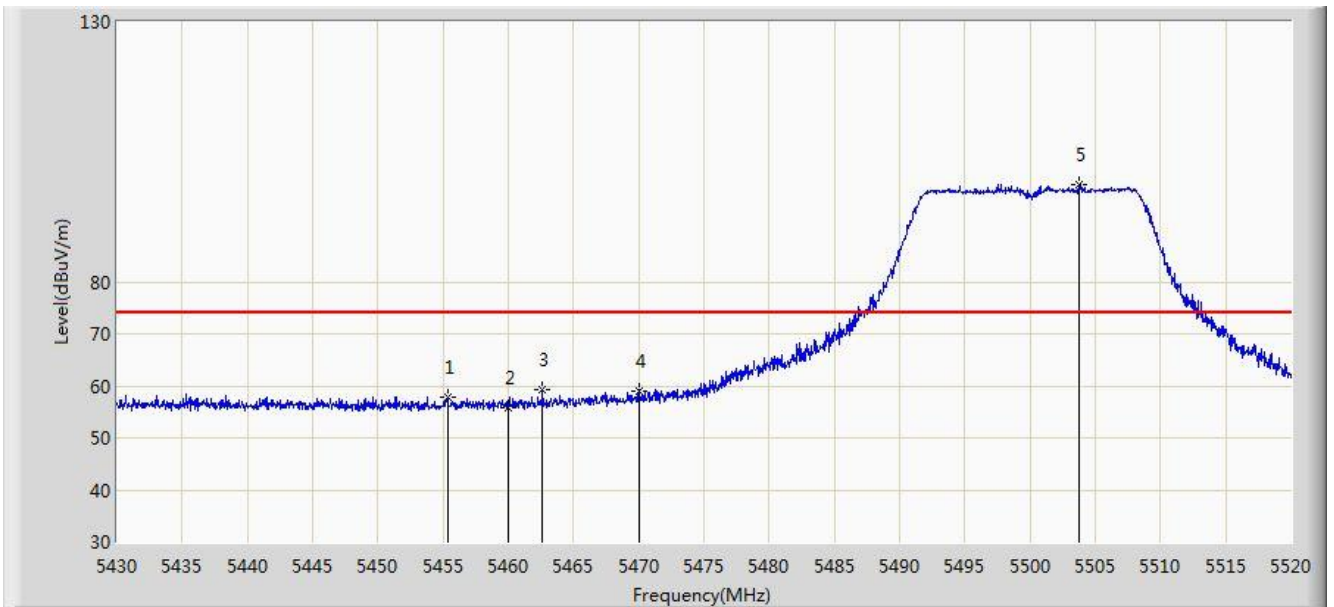


No	Flag	Mark	Frequency (MHz)	Measure Level (dBuV/m)	Reading Level (dBuV)	Margin (dB)	Limit (dBuV/m)	Factor (dB)	Type
1			5326.000	102.834	98.974	N/A	N/A	3.860	AV
2			5350.000	52.139	48.234	-1.861	54.000	3.904	AV

Note: Measure Level (dBμV/m) = Reading Level (dBμV) + Factor (dB)

Factor (dB) = Cable Loss (dB) + Antenna Factor (dB/m) - Pre_Amplifier Gain (dB)

Site: AC1	Time: 2017/02/19 - 16:41
Limit: FCC_Part15.209_RE(3m)	Engineer: Kevin Ker
Probe: BBHA9120D_1GHz_18GHz	Polarity: Horizontal
EUT: US Wi-Fi AP 2x2 OD ext. antenna	Power: AC 120V/60Hz
Test Mode: Transmit by 802.11ac-VHT20 at Channel 5500MHz Ant 2	

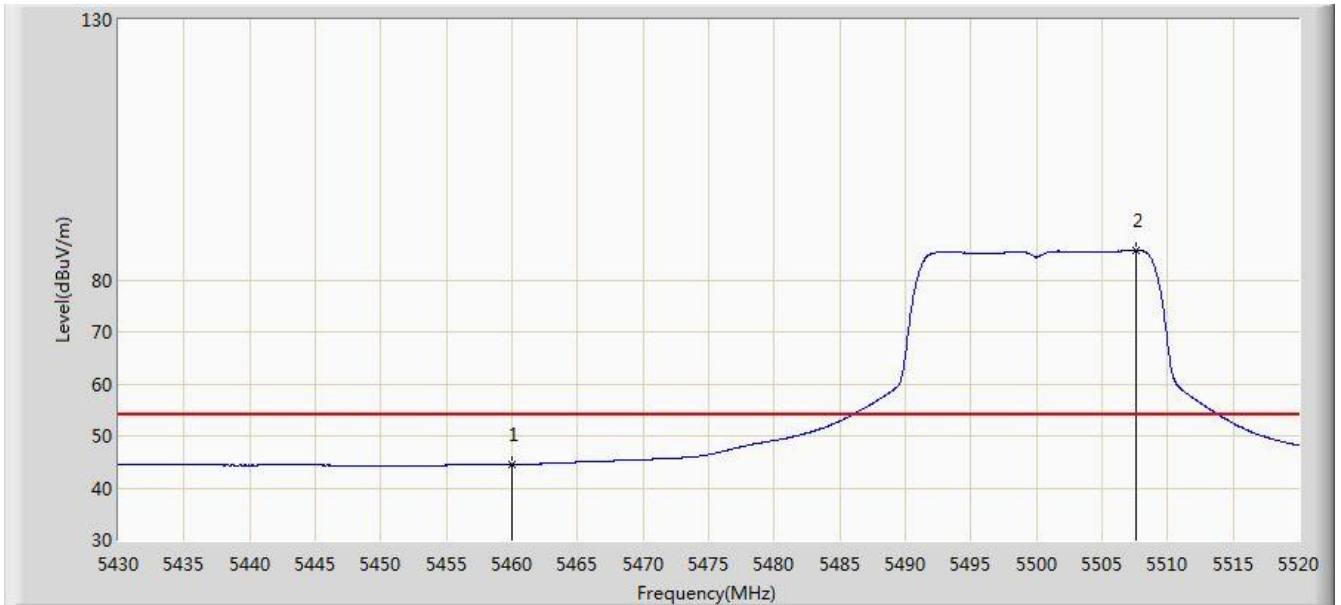


No	Flag	Mark	Frequency (MHz)	Measure Level (dBuV/m)	Reading Level (dBuV)	Margin (dB)	Limit (dBuV/m)	Factor (dB)	Type
1			5455.380	57.737	53.567	-16.263	74.000	4.170	PK
2			5460.000	55.784	51.604	-18.216	74.000	4.180	PK
3			5462.625	59.271	55.085	-14.729	74.000	4.186	PK
4			5470.000	59.052	54.850	-14.948	74.000	4.202	PK
5			5503.710	98.758	94.475	N/A	N/A	4.283	PK

Note: Measure Level (dB μ V/m) = Reading Level (dB μ V) + Factor (dB)

Factor (dB) = Cable Loss (dB) + Antenna Factor (dB/m) - Pre_Amplifier Gain (dB)

Site: AC1	Time: 2017/02/19 - 16:42
Limit: FCC_Part15.209_RE(3m)	Engineer: Kevin Ker
Probe: BBHA9120D_1GHz_18GHz	Polarity: Horizontal
EUT: US Wi-Fi AP 2x2 OD ext. antenna	Power: AC 120V/60Hz
Test Mode: Transmit by 802.11ac-VHT20 at Channel 5500MHz Ant 2	

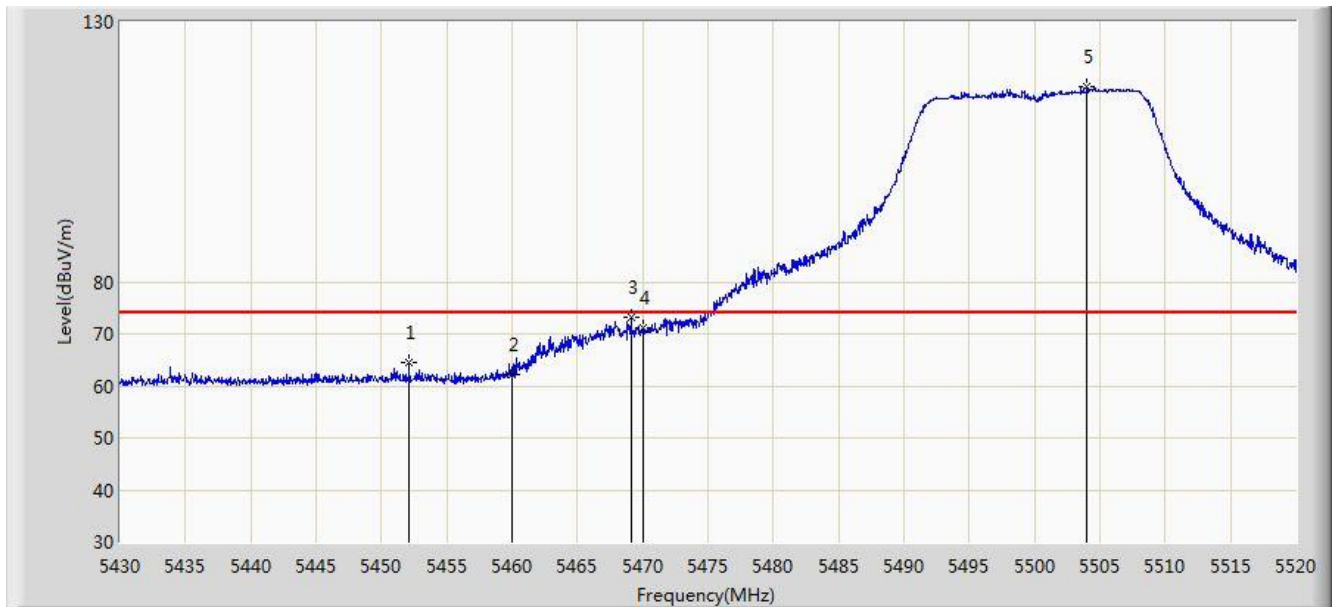


No	Flag	Mark	Frequency (MHz)	Measure Level (dBuV/m)	Reading Level (dBuV)	Margin (dB)	Limit (dBuV/m)	Factor (dB)	Type
1			5460.000	44.447	40.267	-9.553	54.000	4.180	AV
2			5507.580	85.721	81.427	N/A	N/A	4.295	AV

Note: Measure Level (dBuV/m) = Reading Level (dBuV) + Factor (dB)

Factor (dB) = Cable Loss (dB) + Antenna Factor (dB/m) - Pre_Amplifier Gain (dB)

Site: AC1	Time: 2017/02/19 - 16:39
Limit: FCC_Part15.209_RE(3m)	Engineer: Kevin Ker
Probe: BBHA9120D_1GHz_18GHz	Polarity: Vertical
EUT: US Wi-Fi AP 2x2 OD ext. antenna	Power: AC 120V/60Hz
Test Mode: Transmit by 802.11ac-VHT20 at Channel 5500MHz Ant 2	

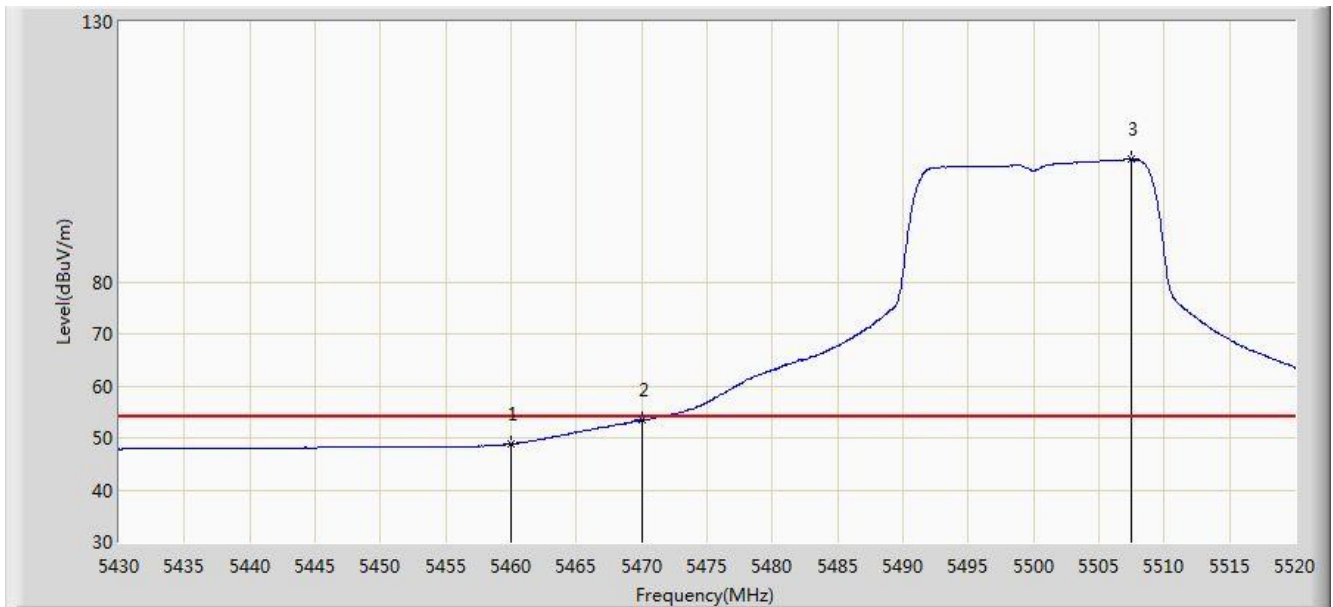


No	Flag	Mark	Frequency (MHz)	Measure Level (dBuV/m)	Reading Level (dBuV)	Margin (dB)	Limit (dBuV/m)	Factor (dB)	Type
1			5452.095	64.555	60.393	-9.445	74.000	4.161	PK
2			5460.000	62.299	58.119	-11.701	74.000	4.180	PK
3			5469.105	73.047	68.847	-0.953	74.000	4.201	PK
4			5470.000	71.156	66.954	-2.844	74.000	4.202	PK
5			5503.980	117.469	113.185	N/A	N/A	4.284	PK

Note: Measure Level (dB μ V/m) = Reading Level (dB μ V) + Factor (dB)

Factor (dB) = Cable Loss (dB) + Antenna Factor (dB/m) - Pre_Amplifier Gain (dB)

Site: AC1	Time: 2017/02/19 - 16:38
Limit: FCC_Part15.209_RE(3m)	Engineer: Kevin Ker
Probe: BBHA9120D_1GHz_18GHz	Polarity: Vertical
EUT: US Wi-Fi AP 2x2 OD ext. antenna	Power: AC 120V/60Hz
Test Mode: Transmit by 802.11ac-VHT20 at Channel 5500MHz Ant 2	

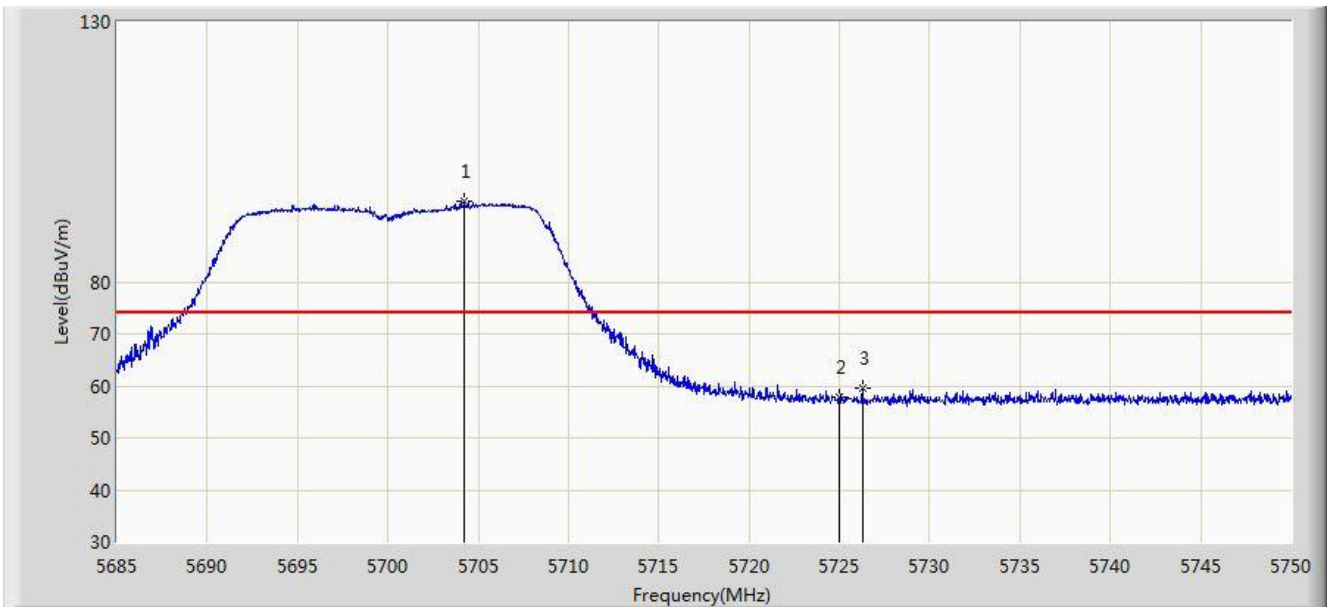


No	Flag	Mark	Frequency (MHz)	Measure Level (dBuV/m)	Reading Level (dBuV)	Margin (dB)	Limit (dBuV/m)	Factor (dB)	Type
1			5460.000	48.813	44.633	-5.187	54.000	4.180	AV
2			5470.000	53.396	49.194	-0.604	54.000	4.202	AV
3			5507.490	103.479	99.185	N/A	N/A	4.294	AV

Note: Measure Level (dB μ V/m) = Reading Level (dB μ V) + Factor (dB)

Factor (dB) = Cable Loss (dB) + Antenna Factor (dB/m) - Pre_Amplifier Gain (dB)

Site: AC1	Time: 2017/02/19 - 16:51
Limit: FCC_Part15.209_RE(3m)	Engineer: Kevin Ker
Probe: BBHA9120D_1GHz_18GHz	Polarity: Horizontal
EUT: US Wi-Fi AP 2x2 OD ext. antenna	Power: AC 120V/60Hz
Test Mode: Transmit by 802.11ac-VHT20 at Channel 5700MHz Ant 2	

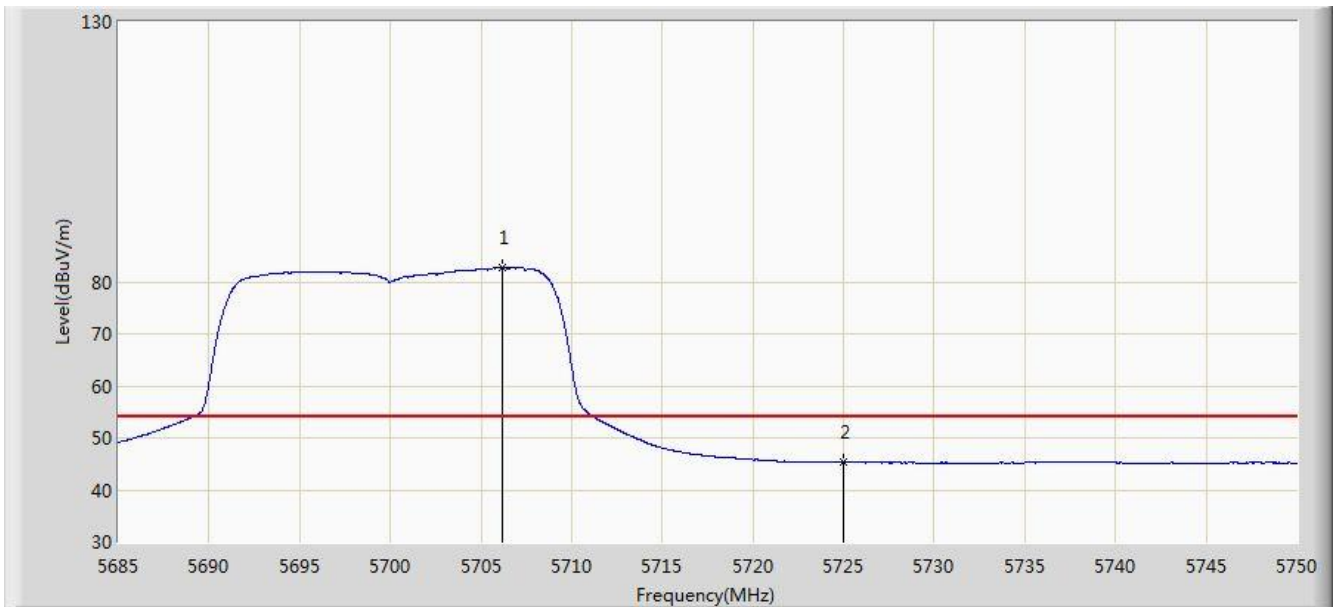


No	Flag	Mark	Frequency (MHz)	Measure Level (dBuV/m)	Reading Level (dBuV)	Margin (dB)	Limit (dBuV/m)	Factor (dB)	Type
1			5704.240	95.443	90.542	N/A	N/A	4.901	PK
2			5725.000	57.707	52.678	-16.293	74.000	5.029	PK
3			5726.275	59.458	54.421	-14.542	74.000	5.037	PK

Note: Measure Level (dB μ V/m) = Reading Level (dB μ V) + Factor (dB)

Factor (dB) = Cable Loss (dB) + Antenna Factor (dB/m) - Pre_Amplifier Gain (dB)

Site: AC1	Time: 2017/02/19 - 16:52
Limit: FCC_Part15.209_RE(3m)	Engineer: Kevin Ker
Probe: BBHA9120D_1GHz_18GHz	Polarity: Horizontal
EUT: US Wi-Fi AP 2x2 OD ext. antenna	Power: AC 120V/60Hz
Test Mode: Transmit by 802.11ac-VHT20 at Channel 5700MHz Ant 2	

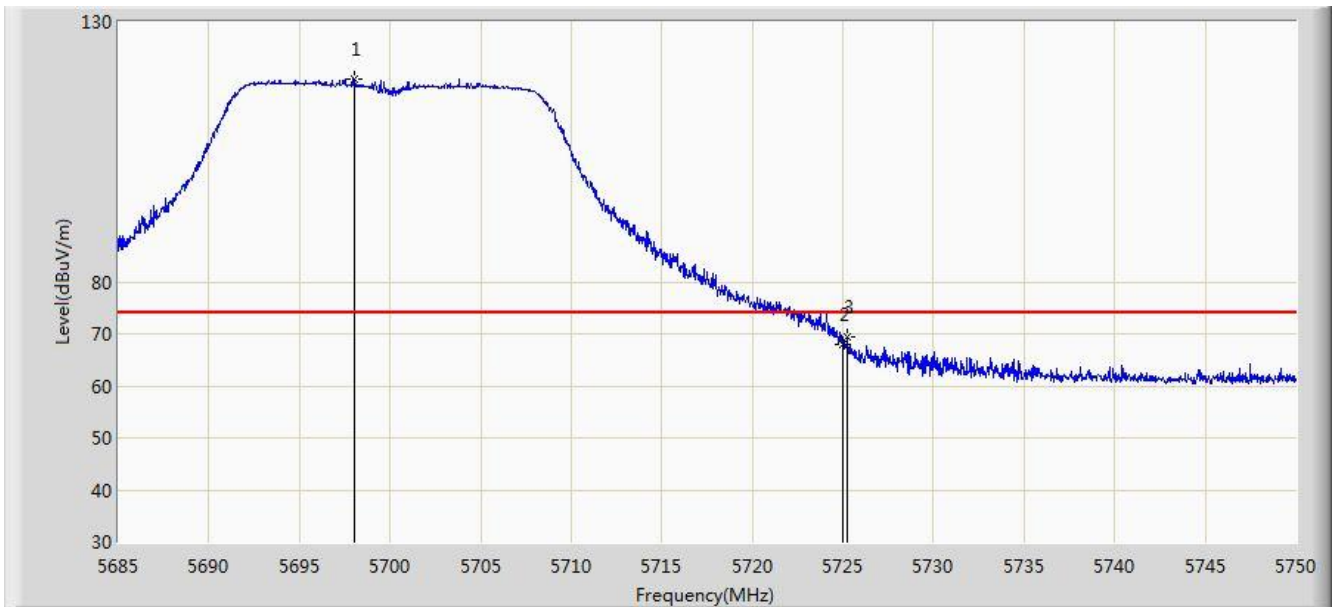


No	Flag	Mark	Frequency (MHz)	Measure Level (dBuV/m)	Reading Level (dBuV)	Margin (dB)	Limit (dBuV/m)	Factor (dB)	Type
1			5706.190	82.677	77.766	N/A	N/A	4.911	AV
2			5725.000	45.258	40.229	-8.742	54.000	5.029	AV

Note: Measure Level (dBuV/m) = Reading Level (dBuV) + Factor (dB)

Factor (dB) = Cable Loss (dB) + Antenna Factor (dB/m) - Pre_Amplifier Gain (dB)

Site: AC1	Time: 2017/02/19 - 16:50
Limit: FCC_Part15.209_RE(3m)	Engineer: Kevin Ker
Probe: BBHA9120D_1GHz_18GHz	Polarity: Vertical
EUT: US Wi-Fi AP 2x2 OD ext. antenna	Power: AC 120V/60Hz
Test Mode: Transmit by 802.11ac-VHT20 at Channel 5700MHz Ant 2	

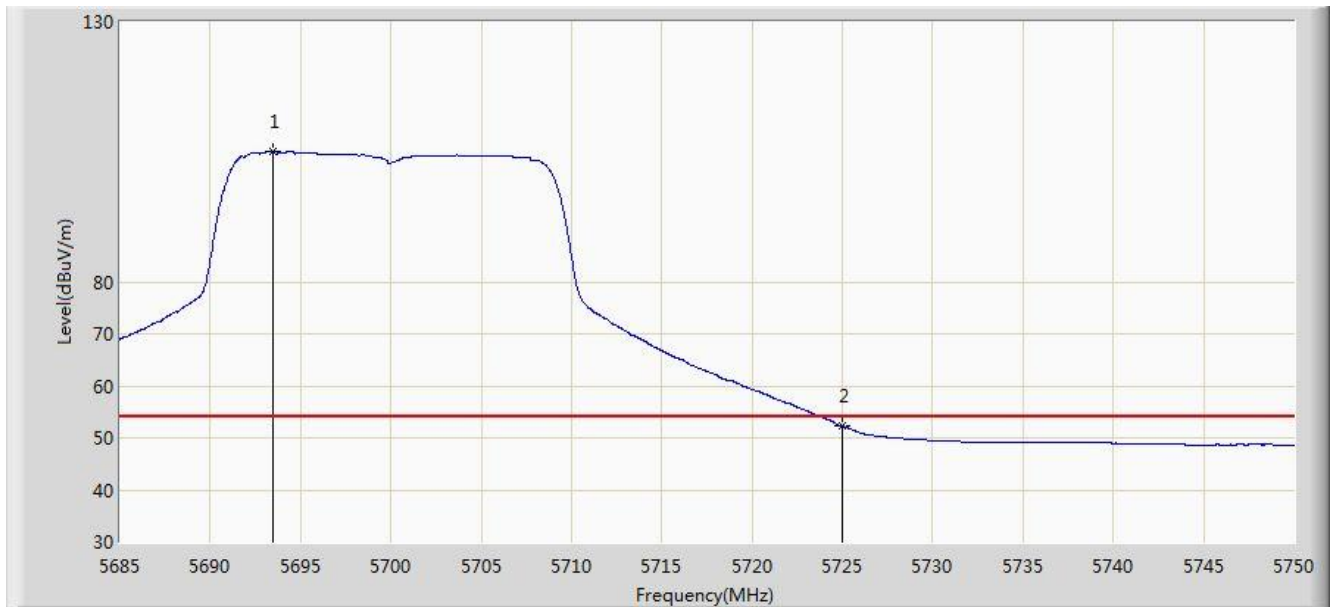


No	Flag	Mark	Frequency (MHz)	Measure Level (dBuV/m)	Reading Level (dBuV)	Margin (dB)	Limit (dBuV/m)	Factor (dB)	Type
1			5698.000	119.113	114.245	N/A	N/A	4.868	PK
2			5725.000	68.070	63.041	-5.930	74.000	5.029	PK
3			5725.235	69.277	64.246	-4.723	74.000	5.030	PK

Note: Measure Level (dB μ V/m) = Reading Level (dB μ V) + Factor (dB)

Factor (dB) = Cable Loss (dB) + Antenna Factor (dB/m) - Pre_Amplifier Gain (dB)

Site: AC1	Time: 2017/02/19 - 16:48
Limit: FCC_Part15.209_RE(3m)	Engineer: Kevin Ker
Probe: BBHA9120D_1GHz_18GHz	Polarity: Vertical
EUT: US Wi-Fi AP 2x2 OD ext. antenna	Power: AC 120V/60Hz
Test Mode: Transmit by 802.11ac-VHT20 at Channel 5700MHz Ant 2	

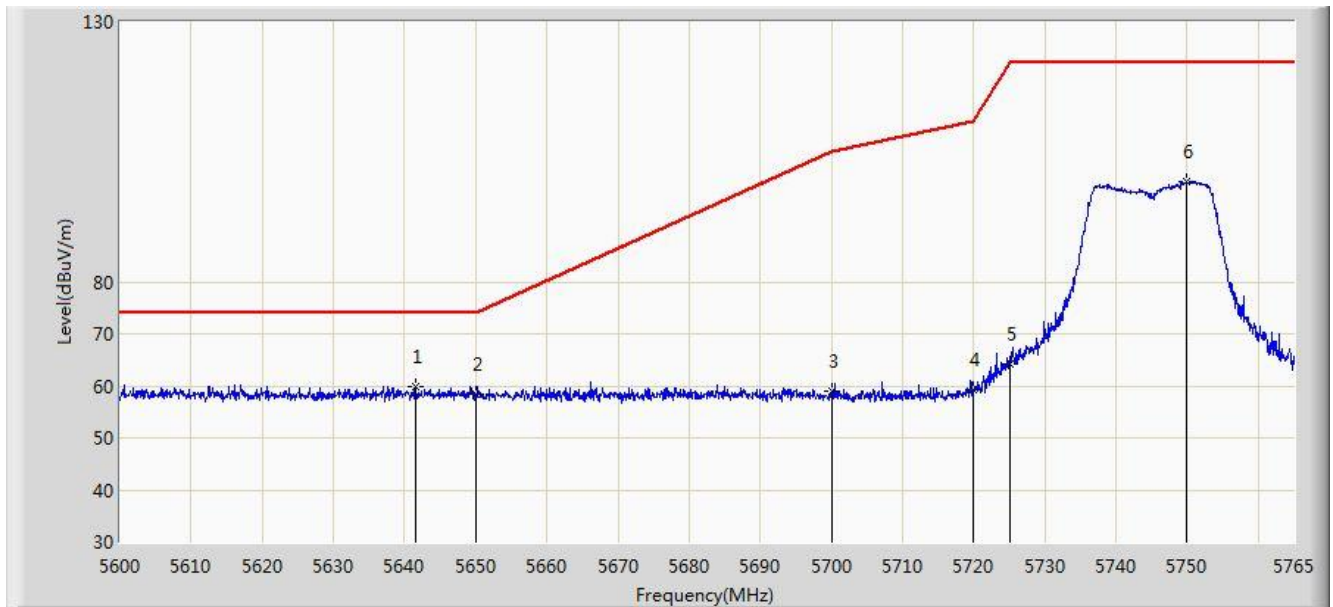


No	Flag	Mark	Frequency (MHz)	Measure Level (dBuV/m)	Reading Level (dBuV)	Margin (dB)	Limit (dBuV/m)	Factor (dB)	Type
1			5693.450	105.018	100.175	N/A	N/A	4.844	AV
2			5725.000	52.261	47.232	-1.739	54.000	5.029	AV

Note: Measure Level (dB μ V/m) = Reading Level (dB μ V) + Factor (dB)

Factor (dB) = Cable Loss (dB) + Antenna Factor (dB/m) - Pre_Amplifier Gain (dB)

Site: AC1	Time: 2017/02/19 - 16:59
Limit: FCC_Part15.407_RE(3m)	Engineer: Kevin Ker
Probe: BBHA9120D_1GHz_18GHz	Polarity: Horizontal
EUT: US Wi-Fi AP 2x2 OD ext. antenna	Power: AC 120V/60Hz
Test Mode: Transmit by 802.11ac-VHT20 at Channel 5745MHz Ant 2	

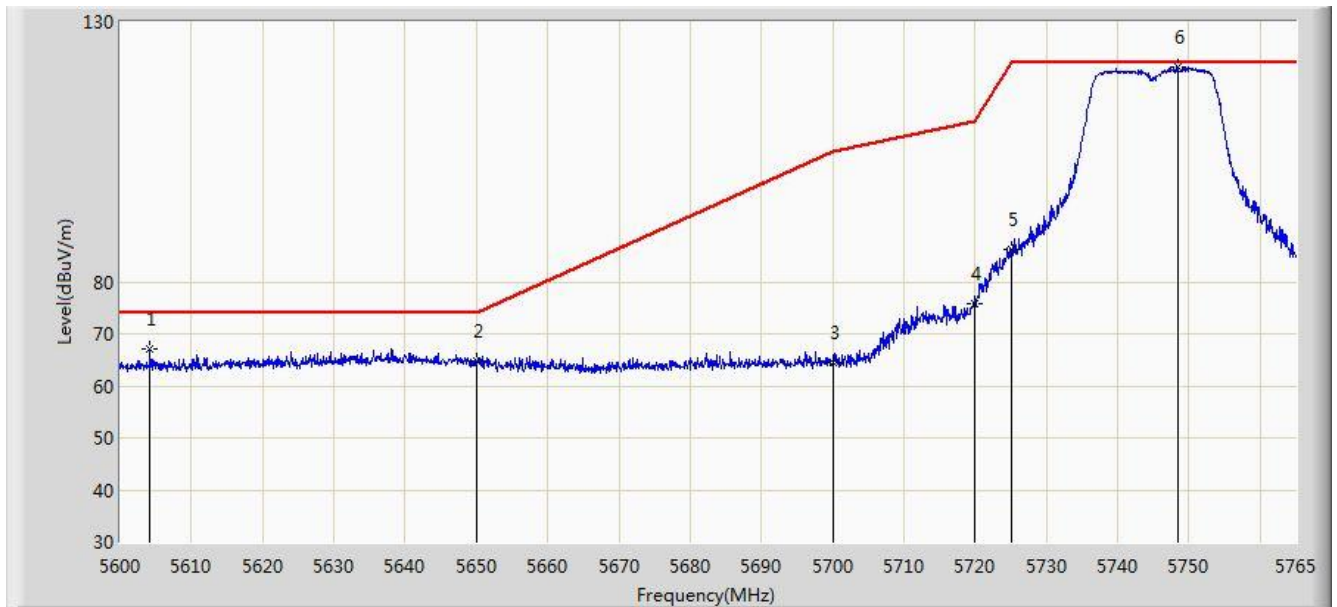


No	Flag	Mark	Frequency (MHz)	Measure Level (dBuV/m)	Reading Level (dBuV)	Margin (dB)	Limit (dBuV/m)	Factor (dB)	Type
1			5641.498	59.925	55.282	-14.075	74.000	4.643	PK
2			5650.000	58.267	53.596	-15.733	74.000	4.671	PK
3			5700.000	58.947	54.069	-46.253	105.200	4.878	PK
4			5720.000	59.134	54.137	-51.666	110.800	4.997	PK
5			5725.000	64.323	59.294	-57.877	122.200	5.029	PK
6			5749.902	99.274	94.091	N/A	N/A	5.183	PK

Note: Measure Level (dBuV/m) = Reading Level (dBuV) + Factor (dB)

Factor (dB) = Cable Loss (dB) + Antenna Factor (dB/m) - Pre_Amplifier Gain (dB)

Site: AC1	Time: 2017/02/19 - 16:55
Limit: FCC_Part15.407_RE(3m)	Engineer: Kevin Ker
Probe: BBHA9120D_1GHz_18GHz	Polarity: Vertical
EUT: US Wi-Fi AP 2x2 OD ext. antenna	Power: AC 120V/60Hz
Test Mode: Transmit by 802.11ac-VHT20 at Channel 5745MHz Ant 2	

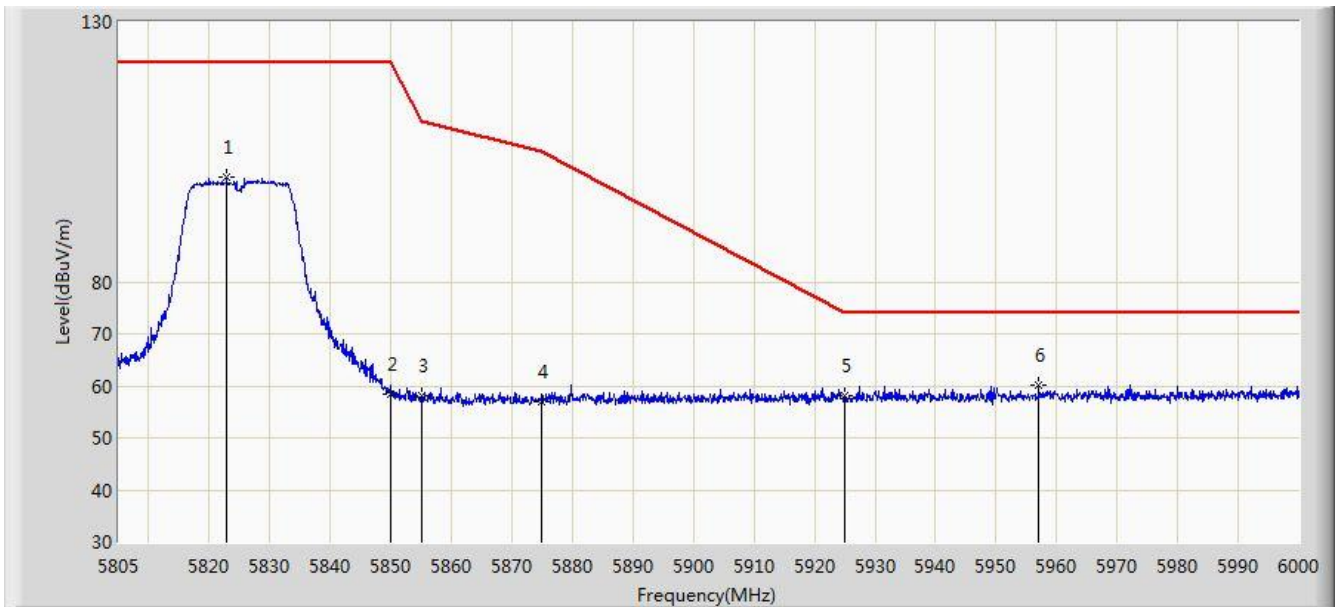


No	Flag	Mark	Frequency (MHz)	Measure Level (dBuV/m)	Reading Level (dBuV)	Margin (dB)	Limit (dBuV/m)	Factor (dB)	Type
1			5604.208	67.203	62.666	-6.797	74.000	4.537	PK
2			5650.000	64.818	60.147	-9.182	74.000	4.671	PK
3			5700.000	64.366	59.488	-40.834	105.200	4.878	PK
4			5720.000	75.770	70.773	-35.030	110.800	4.997	PK
5			5725.000	86.291	81.262	-35.909	122.200	5.029	PK
6			5748.417	121.274	116.100	N/A	N/A	5.174	PK

Note: Measure Level (dBuV/m) = Reading Level (dBuV) + Factor (dB)

Factor (dB) = Cable Loss (dB) + Antenna Factor (dB/m) - Pre_Amplifier Gain (dB)

Site: AC1	Time: 2017/02/19 - 17:11
Limit: FCC_Part15.407_RE(3m)	Engineer: Kevin Ker
Probe: BBHA9120D_1GHz_18GHz	Polarity: Horizontal
EUT: US Wi-Fi AP 2x2 OD ext. antenna	Power: AC 120V/60Hz
Test Mode: Transmit by 802.11ac-VHT20 at Channel 5825MHz Ant 2	

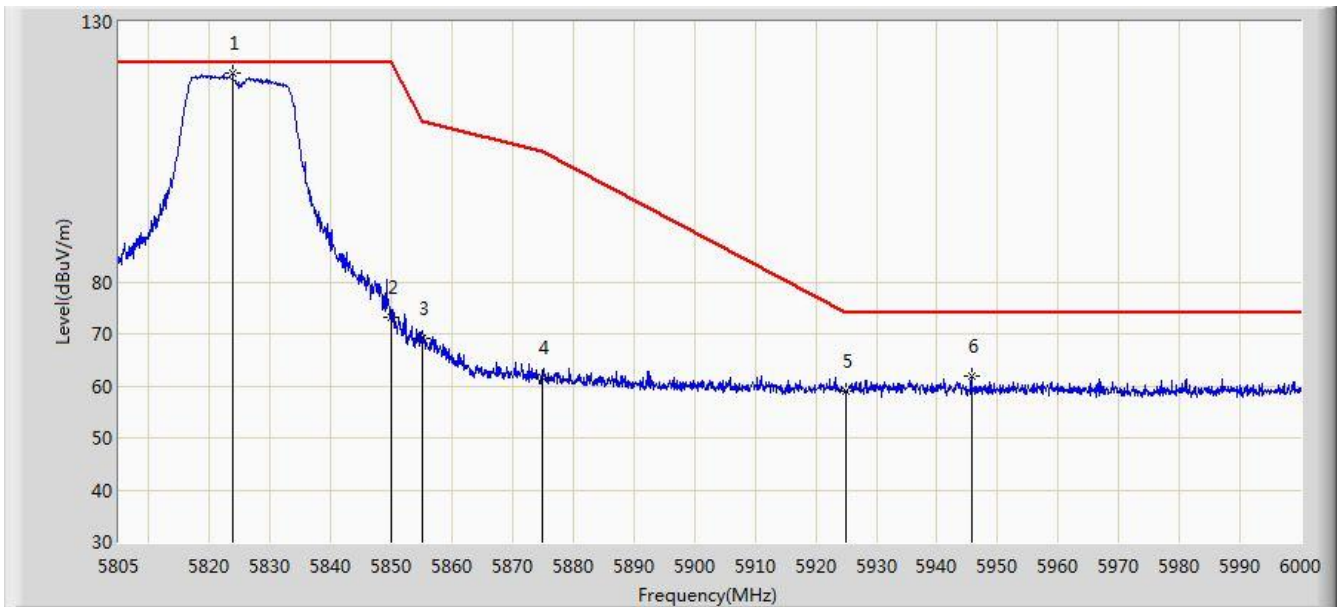


No	Flag	Mark	Frequency (MHz)	Measure Level (dBuV/m)	Reading Level (dBuV)	Margin (dB)	Limit (dBuV/m)	Factor (dB)	Type
1			5822.842	100.275	94.700	N/A	N/A	5.575	PK
2			5850.000	58.474	52.748	-63.726	122.200	5.726	PK
3			5855.000	58.003	52.257	-52.797	110.800	5.746	PK
4			5875.000	56.884	51.064	-48.316	105.200	5.820	PK
5			5925.000	57.983	52.017	-16.017	74.000	5.967	PK
6			5957.100	60.249	54.210	-13.751	74.000	6.039	PK

Note: Measure Level (dBuV/m) = Reading Level (dBuV) + Factor (dB)

Factor (dB) = Cable Loss (dB) + Antenna Factor (dB/m) - Pre_Amplifier Gain (dB)

Site: AC1	Time: 2017/02/19 - 17:09
Limit: FCC_Part15.407_RE(3m)	Engineer: Kevin Ker
Probe: BBHA9120D_1GHz_18GHz	Polarity: Vertical
EUT: US Wi-Fi AP 2x2 OD ext. antenna	Power: AC 120V/60Hz
Test Mode: Transmit by 802.11ac-VHT20 at Channel 5825MHz Ant 2	

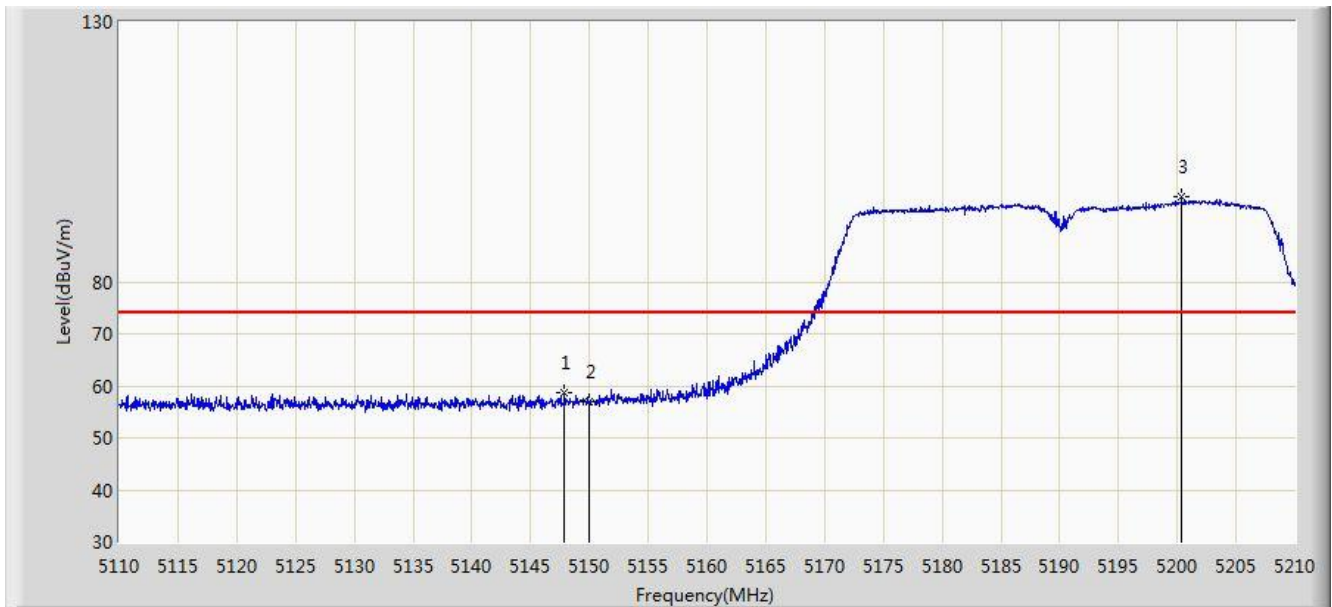


No	Flag	Mark	Frequency (MHz)	Measure Level (dBuV/m)	Reading Level (dBuV)	Margin (dB)	Limit (dBuV/m)	Factor (dB)	Type
1			5823.817	120.134	114.553	N/A	N/A	5.581	PK
2			5850.000	73.104	67.378	-49.096	122.200	5.726	PK
3			5855.000	69.096	63.350	-41.704	110.800	5.746	PK
4			5875.000	61.691	55.871	-43.509	105.200	5.820	PK
5			5925.000	58.857	52.891	-15.143	74.000	5.967	PK
6			5945.692	61.776	55.759	-12.224	74.000	6.018	PK

Note: Measure Level (dBuV/m) = Reading Level (dBuV) + Factor (dB)

Factor (dB) = Cable Loss (dB) + Antenna Factor (dB/m) - Pre_Amplifier Gain (dB)

Site: AC1	Time: 2017/02/19 - 17:18
Limit: FCC_Part15.209_RE(3m)	Engineer: Kevin Ker
Probe: BBHA9120D_1GHz_18GHz	Polarity: Horizontal
EUT: US Wi-Fi AP 2x2 OD ext. antenna	Power: AC 120V/60Hz
Test Mode: Transmit by 802.11ac-VHT40 at Channel 5190MHz Ant 2	

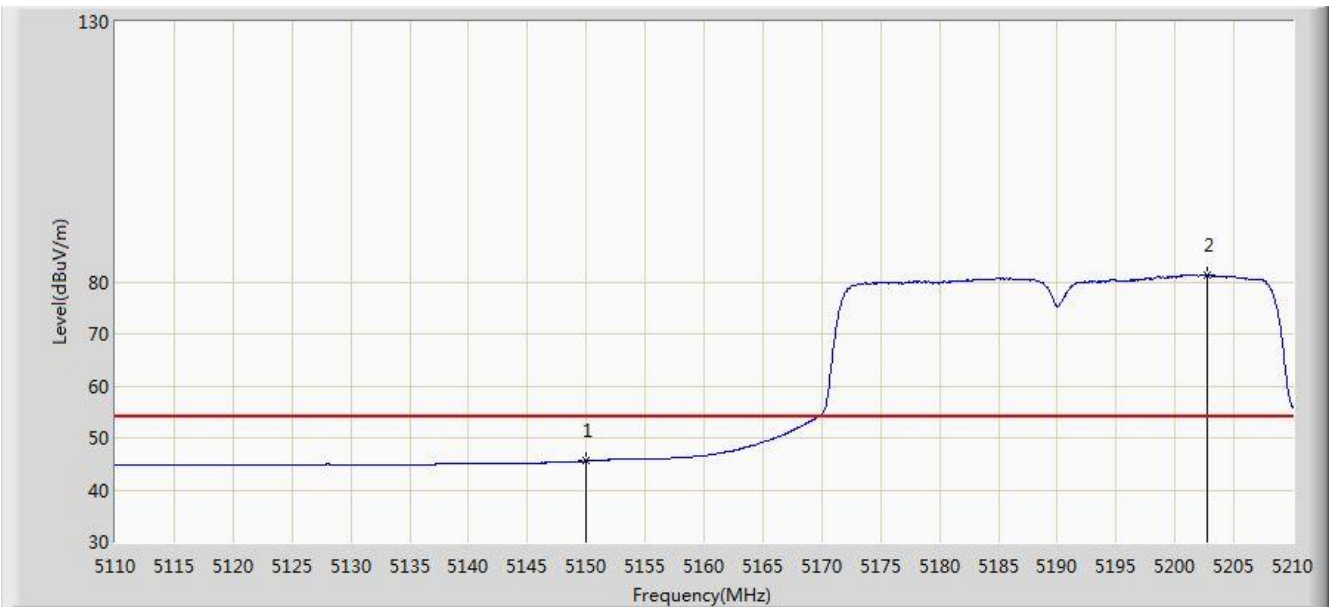


No	Flag	Mark	Frequency (MHz)	Measure Level (dBuV/m)	Reading Level (dBuV)	Margin (dB)	Limit (dBuV/m)	Factor (dB)	Type
1			5147.850	58.652	54.476	-15.348	74.000	4.176	PK
2			5150.000	56.880	52.711	-17.120	74.000	4.170	PK
3			5200.350	96.239	92.242	N/A	N/A	3.998	PK

Note: Measure Level (dB μ V/m) = Reading Level (dB μ V) + Factor (dB)

Factor (dB) = Cable Loss (dB) + Antenna Factor (dB/m) - Pre_Amplifier Gain (dB)

Site: AC1	Time: 2017/02/19 - 17:19
Limit: FCC_Part15.209_RE(3m)	Engineer: Kevin Ker
Probe: BBHA9120D_1GHz_18GHz	Polarity: Horizontal
EUT: US Wi-Fi AP 2x2 OD ext. antenna	Power: AC 120V/60Hz
Test Mode: Transmit by 802.11ac-VHT40 at Channel 5190MHz Ant 2	

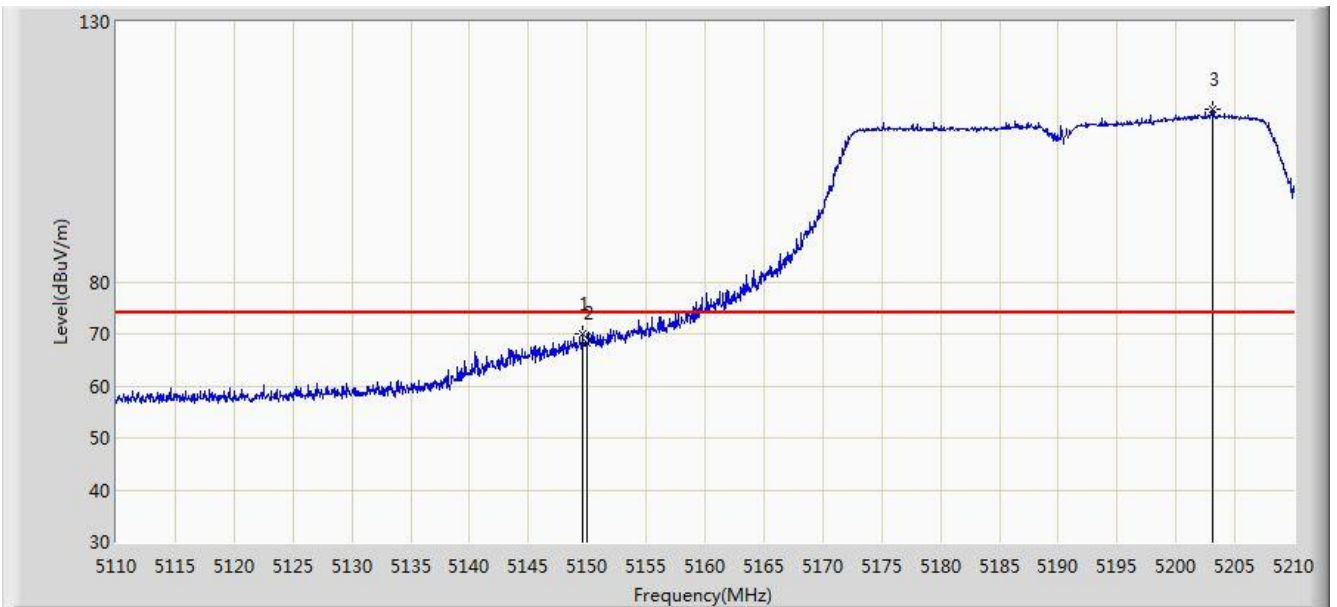


No	Flag	Mark	Frequency (MHz)	Measure Level (dBuV/m)	Reading Level (dBuV)	Margin (dB)	Limit (dBuV/m)	Factor (dB)	Type
1			5150.000	45.540	41.371	-8.460	54.000	4.170	AV
2			5202.700	81.403	77.413	N/A	N/A	3.991	AV

Note: Measure Level (dB μ V/m) = Reading Level (dB μ V) + Factor (dB)

Factor (dB) = Cable Loss (dB) + Antenna Factor (dB/m) - Pre_Amplifier Gain (dB)

Site: AC1	Time: 2017/02/19 - 17:18
Limit: FCC_Part15.209_RE(3m)	Engineer: Kevin Ker
Probe: BBHA9120D_1GHz_18GHz	Polarity: Vertical
EUT: US Wi-Fi AP 2x2 OD ext. antenna	Power: AC 120V/60Hz
Test Mode: Transmit by 802.11ac-VHT40 at Channel 5190MHz Ant 2	

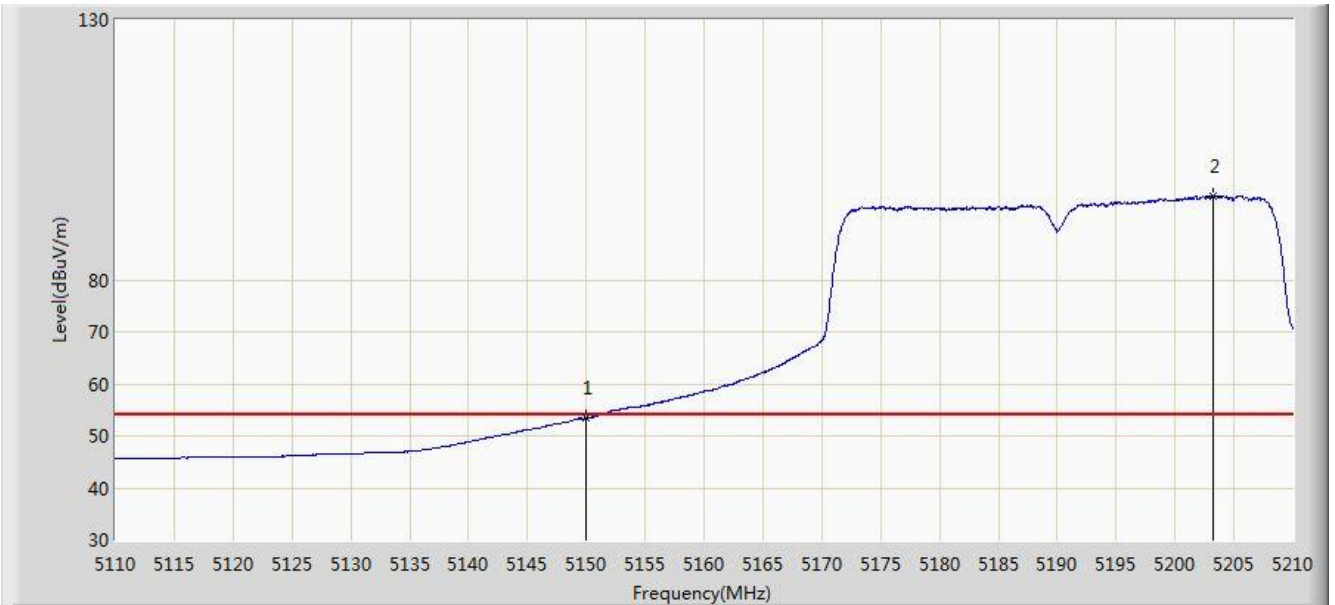


No	Flag	Mark	Frequency (MHz)	Measure Level (dBuV/m)	Reading Level (dBuV)	Margin (dB)	Limit (dBuV/m)	Factor (dB)	Type
1			5149.600	70.114	65.943	-3.886	74.000	4.170	PK
2			5150.000	68.336	64.167	-5.664	74.000	4.170	PK
3			5203.050	113.200	109.211	N/A	N/A	3.990	PK

Note: Measure Level (dB μ V/m) = Reading Level (dB μ V) + Factor (dB)

Factor (dB) = Cable Loss (dB) + Antenna Factor (dB/m) - Pre_Amplifier Gain (dB)

Site: AC1	Time: 2017/02/19 - 17:15
Limit: FCC_Part15.209_RE(3m)	Engineer: Kevin Ker
Probe: BBHA9120D_1GHz_18GHz	Polarity: Vertical
EUT: US Wi-Fi AP 2x2 OD ext. antenna	Power: AC 120V/60Hz
Test Mode: Transmit by 802.11ac-VHT40 at Channel 5190MHz Ant 2	

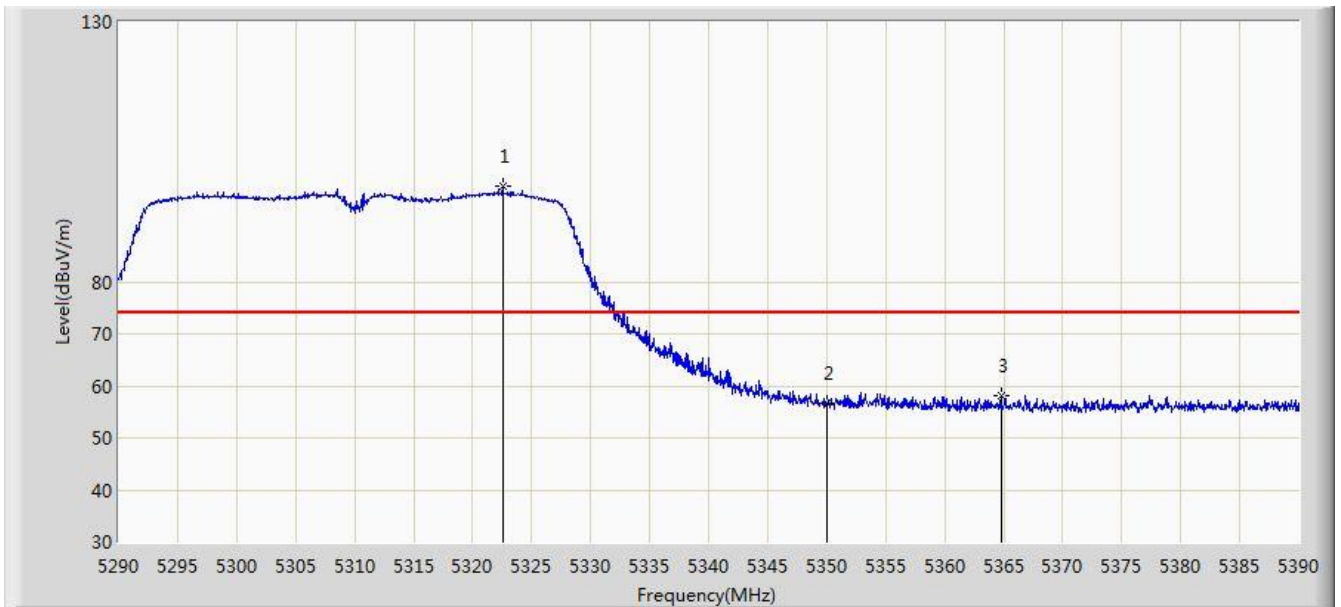


No	Flag	Mark	Frequency (MHz)	Measure Level (dBuV/m)	Reading Level (dBuV)	Margin (dB)	Limit (dBuV/m)	Factor (dB)	Type
1			5150.000	53.439	49.270	-0.561	54.000	4.170	AV
2			5203.250	95.997	92.008	N/A	N/A	3.988	AV

Note: Measure Level (dB μ V/m) = Reading Level (dB μ V) + Factor (dB)

Factor (dB) = Cable Loss (dB) + Antenna Factor (dB/m) - Pre_Amplifier Gain (dB)

Site: AC1	Time: 2017/02/19 - 17:23
Limit: FCC_Part15.209_RE(3m)	Engineer: Kevin Ker
Probe: BBHA9120D_1GHz_18GHz	Polarity: Horizontal
EUT: US Wi-Fi AP 2x2 OD ext. antenna	Power: AC 120V/60Hz
Test Mode: Transmit by 802.11ac-VHT40 at Channel 5310MHz Ant 2	

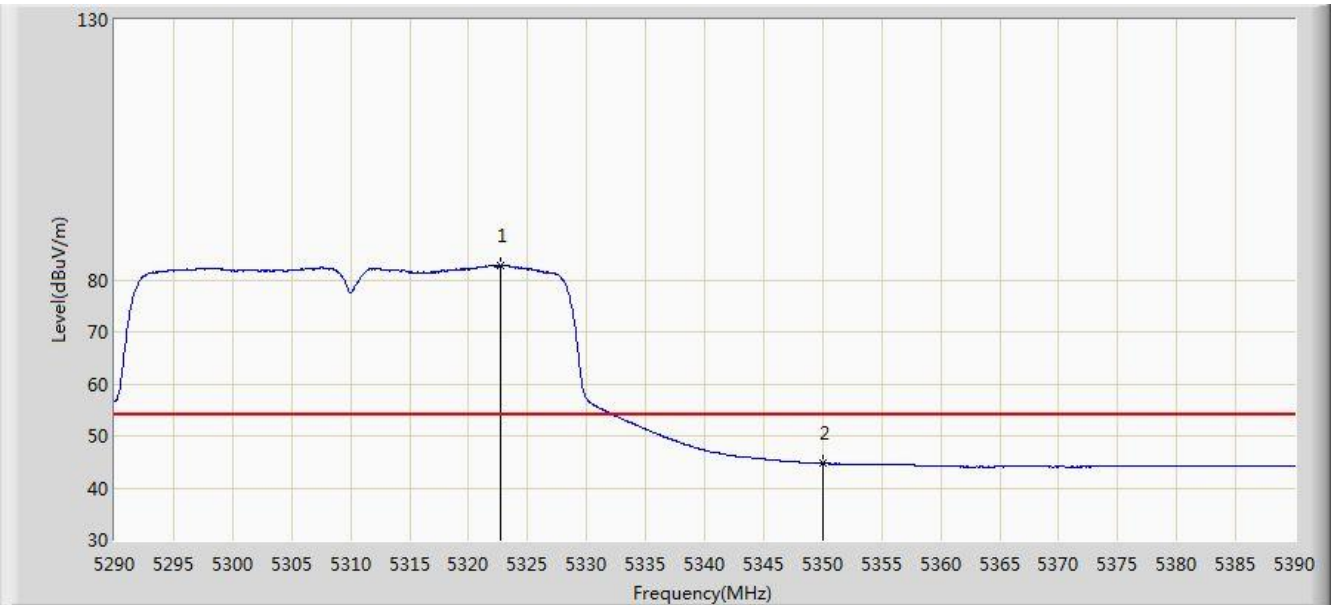


No	Flag	Mark	Frequency (MHz)	Measure Level (dBuV/m)	Reading Level (dBuV)	Margin (dB)	Limit (dBuV/m)	Factor (dB)	Type
1			5322.550	98.324	94.471	N/A	N/A	3.853	PK
2			5350.000	56.680	52.775	-17.320	74.000	3.904	PK
3			5364.750	58.240	54.309	-15.760	74.000	3.931	PK

Note: Measure Level (dB μ V/m) = Reading Level (dB μ V) + Factor (dB)

Factor (dB) = Cable Loss (dB) + Antenna Factor (dB/m) - Pre_Amplifier Gain (dB)

Site: AC1	Time: 2017/02/19 - 17:23
Limit: FCC_Part15.209_RE(3m)	Engineer: Kevin Ker
Probe: BBHA9120D_1GHz_18GHz	Polarity: Horizontal
EUT: US Wi-Fi AP 2x2 OD ext. antenna	Power: AC 120V/60Hz
Test Mode: Transmit by 802.11ac-VHT40 at Channel 5310MHz Ant 2	

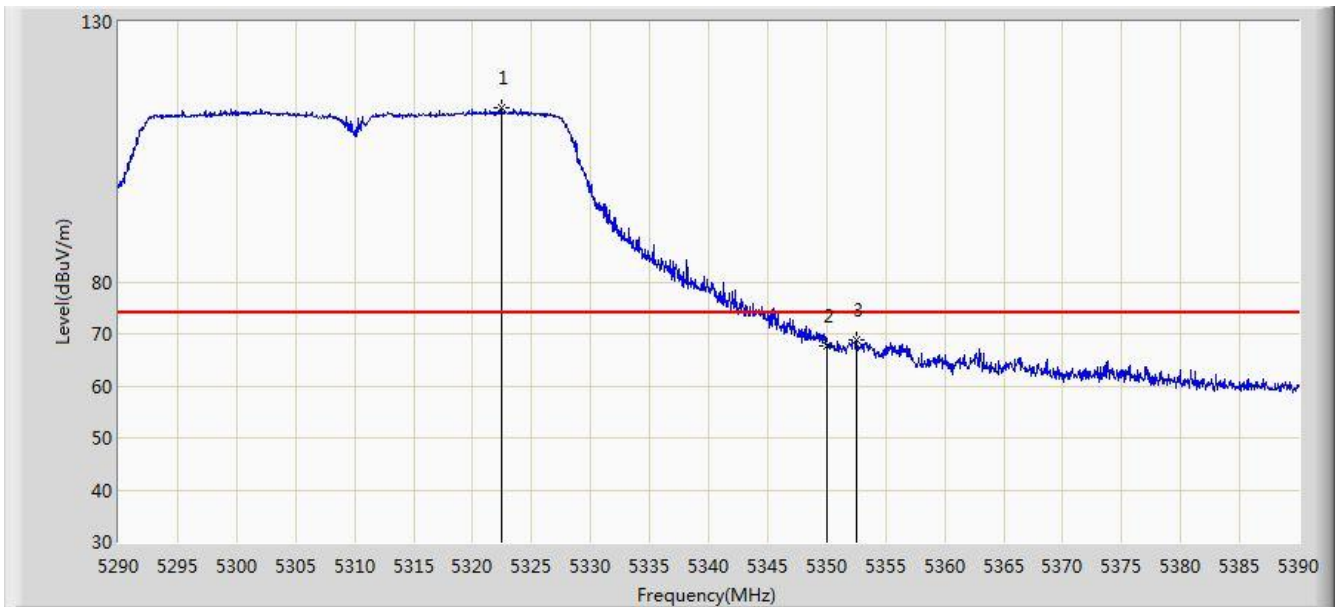


No	Flag	Mark	Frequency (MHz)	Measure Level (dBuV/m)	Reading Level (dBuV)	Margin (dB)	Limit (dBuV/m)	Factor (dB)	Type
1			5322.750	82.749	78.895	N/A	N/A	3.854	AV
2			5350.000	44.681	40.776	-9.319	54.000	3.904	AV

Note: Measure Level (dB μ V/m) = Reading Level (dB μ V) + Factor (dB)

Factor (dB) = Cable Loss (dB) + Antenna Factor (dB/m) - Pre_Amplifier Gain (dB)

Site: AC1	Time: 2017/02/19 - 17:22
Limit: FCC_Part15.209_RE(3m)	Engineer: Kevin Ker
Probe: BBHA9120D_1GHz_18GHz	Polarity: Vertical
EUT: US Wi-Fi AP 2x2 OD ext. antenna	Power: AC 120V/60Hz
Test Mode: Transmit by 802.11ac-VHT40 at Channel 5310MHz Ant 2	

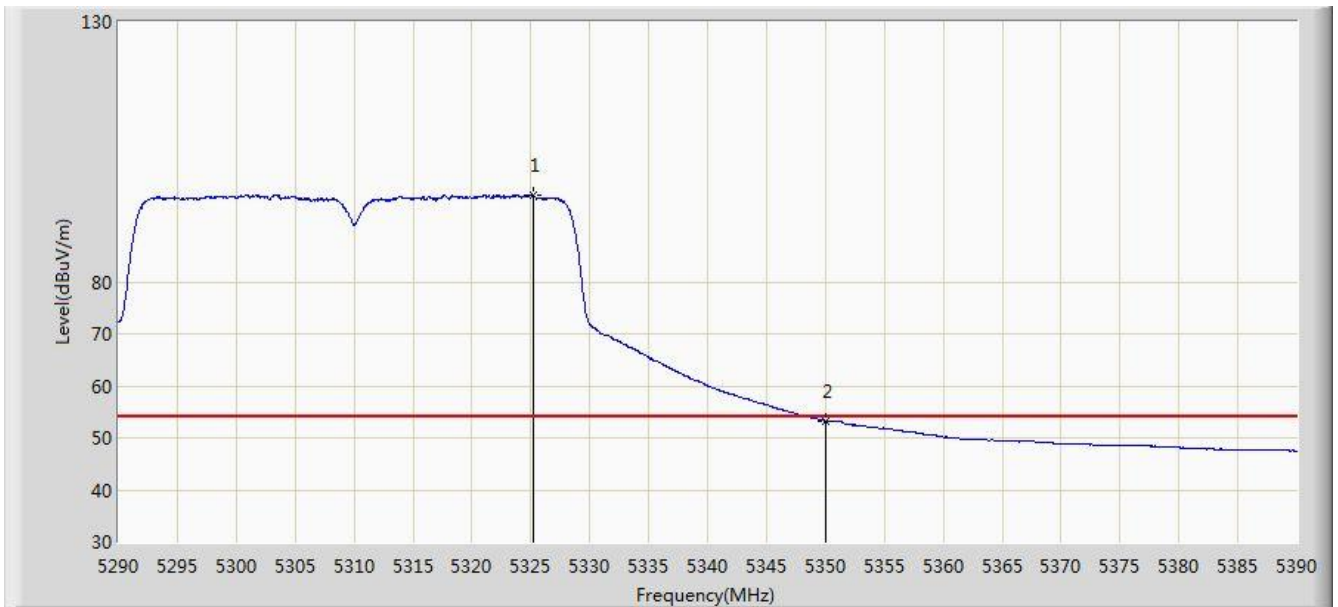


No	Flag	Mark	Frequency (MHz)	Measure Level (dBuV/m)	Reading Level (dBuV)	Margin (dB)	Limit (dBuV/m)	Factor (dB)	Type
1			5322.400	113.574	109.721	N/A	N/A	3.853	PK
2			5350.000	67.618	63.713	-6.382	74.000	3.904	PK
3			5352.550	68.703	64.794	-5.297	74.000	3.909	PK

Note: Measure Level (dB μ V/m) = Reading Level (dB μ V) + Factor (dB)

Factor (dB) = Cable Loss (dB) + Antenna Factor (dB/m) - Pre_Amplifier Gain (dB)

Site: AC1	Time: 2017/02/19 - 17:21
Limit: FCC_Part15.209_RE(3m)	Engineer: Kevin Ker
Probe: BBHA9120D_1GHz_18GHz	Polarity: Vertical
EUT: US Wi-Fi AP 2x2 OD ext. antenna	Power: AC 120V/60Hz
Test Mode: Transmit by 802.11ac-VHT40 at Channel 5310MHz Ant 2	

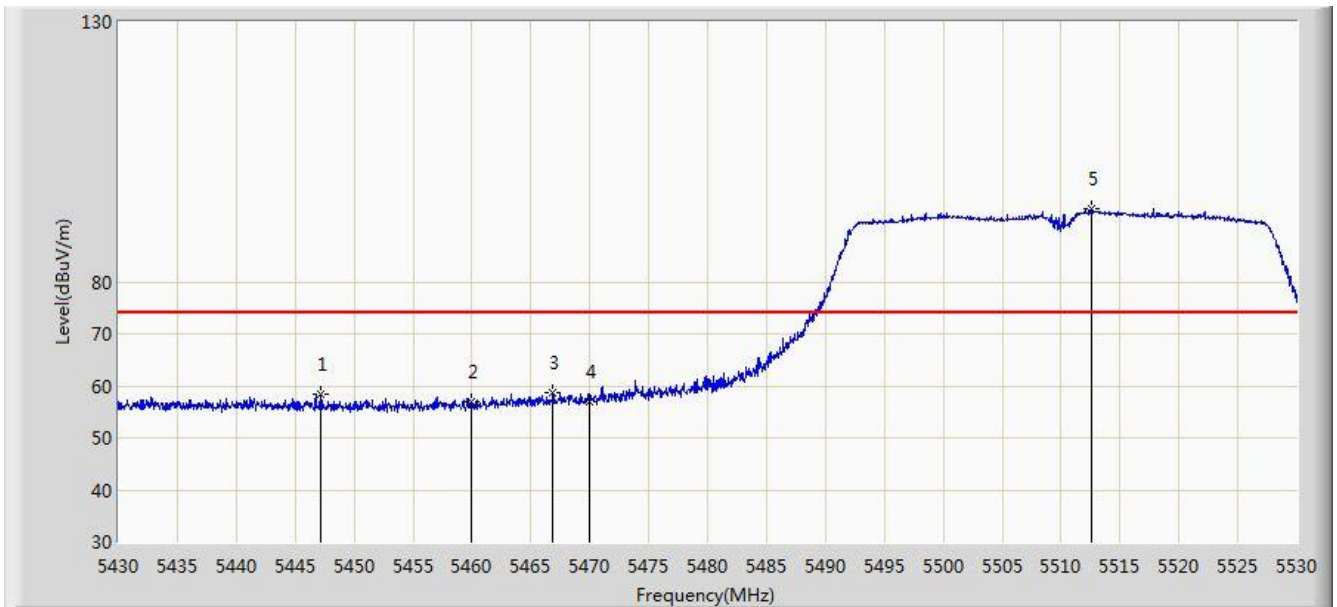


No	Flag	Mark	Frequency (MHz)	Measure Level (dBuV/m)	Reading Level (dBuV)	Margin (dB)	Limit (dBuV/m)	Factor (dB)	Type
1			5325.250	96.652	92.793	N/A	N/A	3.859	AV
2			5350.000	53.306	49.401	-0.694	54.000	3.904	AV

Note: Measure Level (dB μ V/m) = Reading Level (dB μ V) + Factor (dB)

Factor (dB) = Cable Loss (dB) + Antenna Factor (dB/m) - Pre_Amplifier Gain (dB)

Site: AC1	Time: 2017/02/19 - 17:30
Limit: FCC_Part15.209_RE(3m)	Engineer: Kevin Ker
Probe: BBHA9120D_1GHz_18GHz	Polarity: Horizontal
EUT: US Wi-Fi AP 2x2 OD ext. antenna	Power: AC 120V/60Hz
Test Mode: Transmit by 802.11ac-VHT40 at Channel 5510MHz Ant 2	

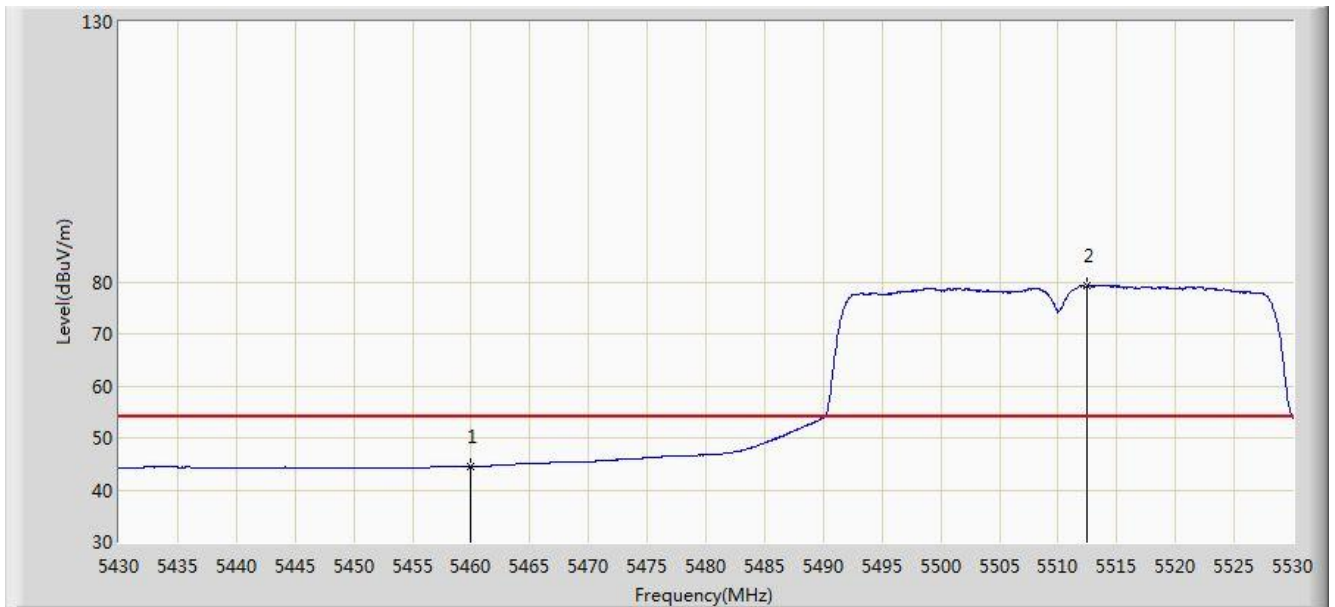


No	Flag	Mark	Frequency (MHz)	Measure Level (dBuV/m)	Reading Level (dBuV)	Margin (dB)	Limit (dBuV/m)	Factor (dB)	Type
1			5447.150	58.421	54.275	-15.579	74.000	4.146	PK
2			5460.000	57.097	52.917	-16.903	74.000	4.180	PK
3			5466.850	58.577	54.382	-15.423	74.000	4.196	PK
4			5470.000	57.060	52.858	-16.940	74.000	4.202	PK
5			5512.550	93.959	89.650	N/A	N/A	4.309	PK

Note: Measure Level (dB μ V/m) = Reading Level (dB μ V) + Factor (dB)

Factor (dB) = Cable Loss (dB) + Antenna Factor (dB/m) - Pre_Amplifier Gain (dB)

Site: AC1	Time: 2017/02/19 - 17:31
Limit: FCC_Part15.209_RE(3m)	Engineer: Kevin Ker
Probe: BBHA9120D_1GHz_18GHz	Polarity: Horizontal
EUT: US Wi-Fi AP 2x2 OD ext. antenna	Power: AC 120V/60Hz
Test Mode: Transmit by 802.11ac-VHT40 at Channel 5510MHz Ant 2	

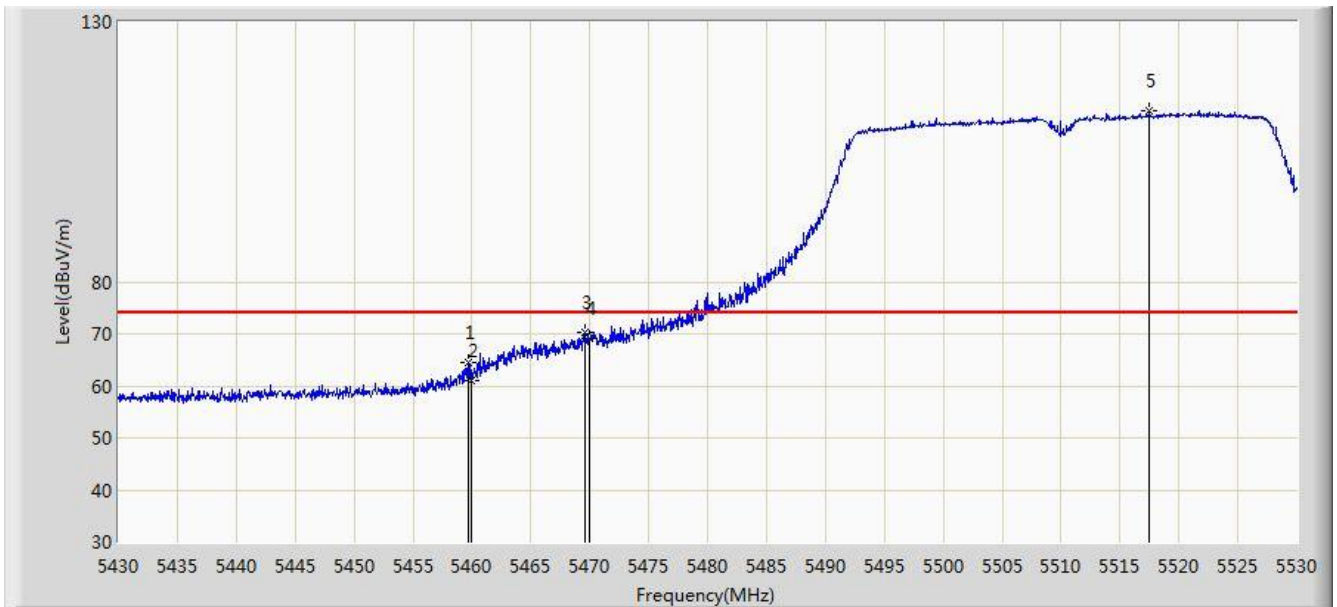


No	Flag	Mark	Frequency (MHz)	Measure Level (dBuV/m)	Reading Level (dBuV)	Margin (dB)	Limit (dBuV/m)	Factor (dB)	Type
1			5460.000	44.482	40.302	-9.518	54.000	4.180	AV
2			5512.450	79.224	74.916	N/A	N/A	4.308	AV

Note: Measure Level (dBuV/m) = Reading Level (dBuV) + Factor (dB)

Factor (dB) = Cable Loss (dB) + Antenna Factor (dB/m) - Pre_Amplifier Gain (dB)

Site: AC1	Time: 2017/02/19 - 17:27
Limit: FCC_Part15.209_RE(3m)	Engineer: Kevin Ker
Probe: BBHA9120D_1GHz_18GHz	Polarity: Vertical
EUT: US Wi-Fi AP 2x2 OD ext. antenna	Power: AC 120V/60Hz
Test Mode: Transmit by 802.11ac-VHT40 at Channel 5510MHz Ant 2	

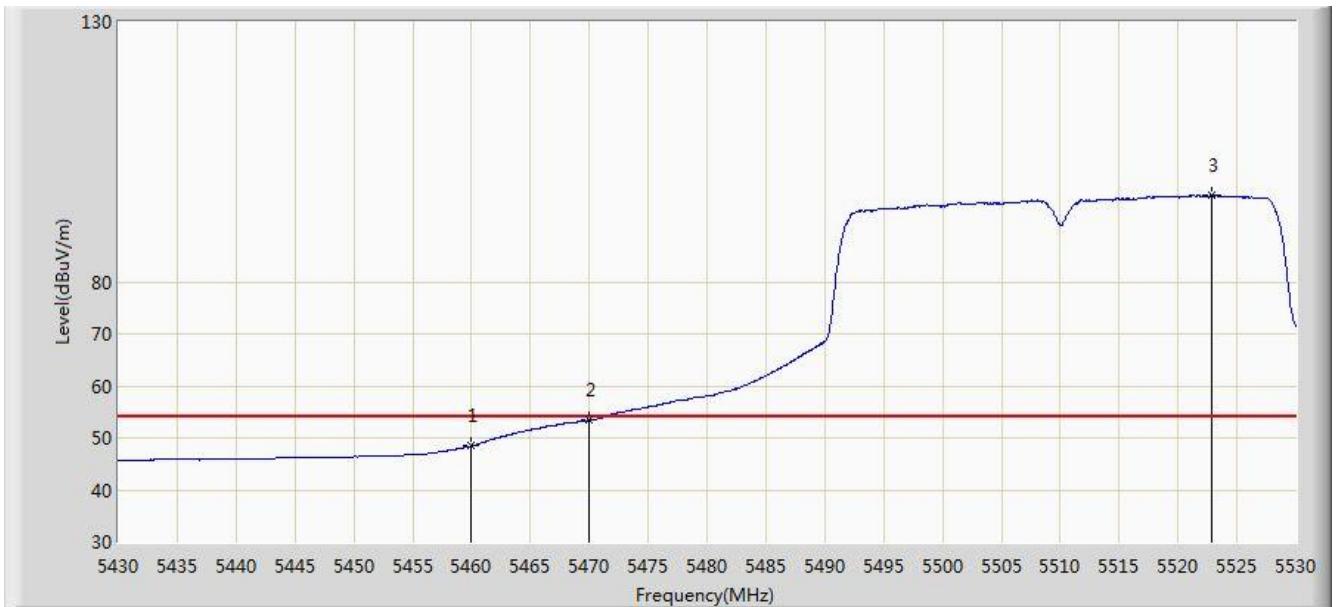


No	Flag	Mark	Frequency (MHz)	Measure Level (dBuV/m)	Reading Level (dBuV)	Margin (dB)	Limit (dBuV/m)	Factor (dB)	Type
1			5459.650	64.568	60.388	-9.432	74.000	4.180	PK
2			5460.000	60.991	56.811	-13.009	74.000	4.180	PK
3			5469.600	70.169	65.968	-3.831	74.000	4.202	PK
4			5470.000	69.123	64.921	-4.877	74.000	4.202	PK
5			5517.500	112.787	108.464	N/A	N/A	4.323	PK

Note: Measure Level (dB μ V/m) = Reading Level (dB μ V) + Factor (dB)

Factor (dB) = Cable Loss (dB) + Antenna Factor (dB/m) - Pre_Amplifier Gain (dB)

Site: AC1	Time: 2017/02/19 - 17:28
Limit: FCC_Part15.209_RE(3m)	Engineer: Kevin Ker
Probe: BBHA9120D_1GHz_18GHz	Polarity: Vertical
EUT: US Wi-Fi AP 2x2 OD ext. antenna	Power: AC 120V/60Hz
Test Mode: Transmit by 802.11ac-VHT40 at Channel 5510MHz Ant 2	

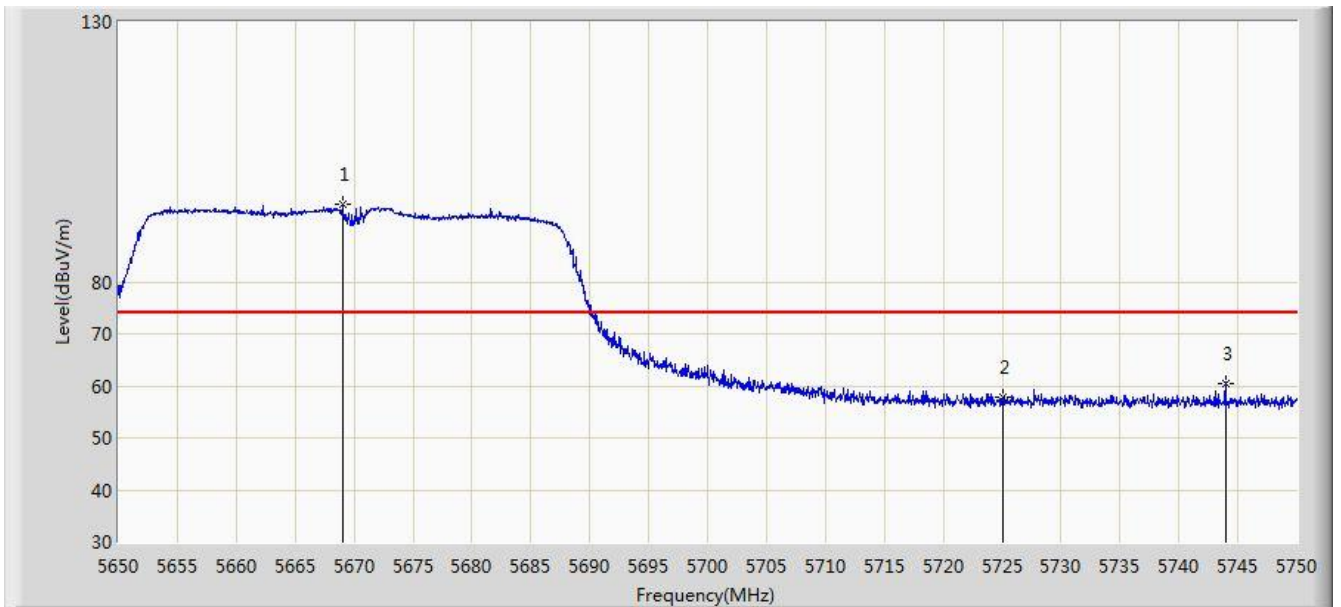


No	Flag	Mark	Frequency (MHz)	Measure Level (dBuV/m)	Reading Level (dBuV)	Margin (dB)	Limit (dBuV/m)	Factor (dB)	Type
1			5460.000	48.474	44.294	-5.526	54.000	4.180	AV
2			5470.000	53.398	49.196	-0.602	54.000	4.202	AV
3			5522.800	96.634	92.295	N/A	N/A	4.339	AV

Note: Measure Level (dB μ V/m) = Reading Level (dB μ V) + Factor (dB)

Factor (dB) = Cable Loss (dB) + Antenna Factor (dB/m) - Pre_Amplifier Gain (dB)

Site: AC1	Time: 2017/02/19 - 17:40
Limit: FCC_Part15.209_RE(3m)	Engineer: Kevin Ker
Probe: BBHA9120D_1GHz_18GHz	Polarity: Horizontal
EUT: US Wi-Fi AP 2x2 OD ext. antenna	Power: AC 120V/60Hz
Test Mode: Transmit by 802.11ac-VHT40 at Channel 5670MHz Ant 2	

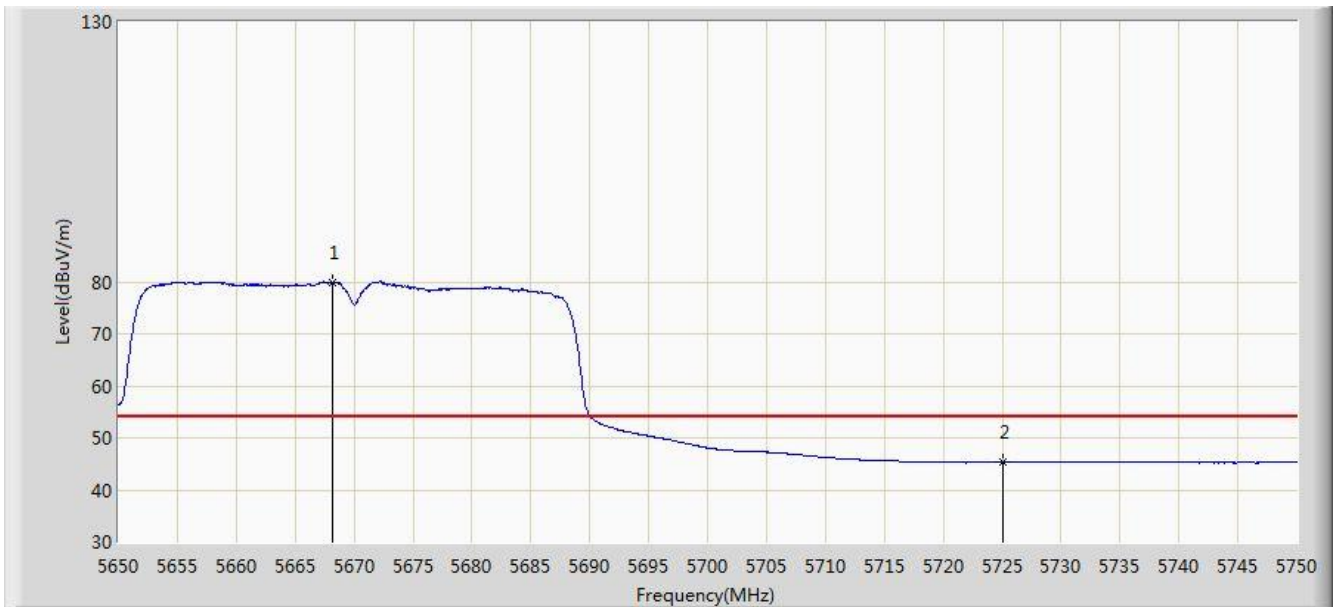


No	Flag	Mark	Frequency (MHz)	Measure Level (dBuV/m)	Reading Level (dBuV)	Margin (dB)	Limit (dBuV/m)	Factor (dB)	Type
1			5669.000	95.044	90.301	N/A	N/A	4.742	PK
2			5725.000	57.757	52.728	-16.243	74.000	5.029	PK
3			5743.950	60.572	55.423	-13.428	74.000	5.149	PK

Note: Measure Level (dB μ V/m) = Reading Level (dB μ V) + Factor (dB)

Factor (dB) = Cable Loss (dB) + Antenna Factor (dB/m) - Pre_Amplifier Gain (dB)

Site: AC1	Time: 2017/02/19 - 17:40
Limit: FCC_Part15.209_RE(3m)	Engineer: Kevin Ker
Probe: BBHA9120D_1GHz_18GHz	Polarity: Horizontal
EUT: US Wi-Fi AP 2x2 OD ext. antenna	Power: AC 120V/60Hz
Test Mode: Transmit by 802.11ac-VHT40 at Channel 5670MHz Ant 2	

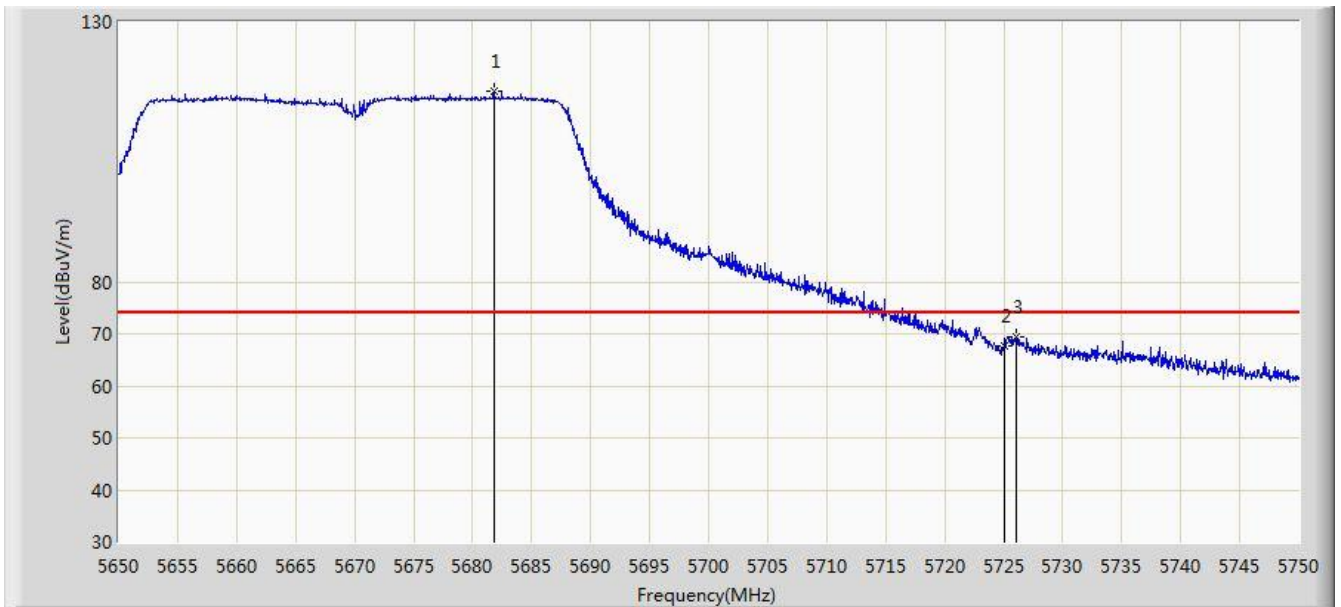


No	Flag	Mark	Frequency (MHz)	Measure Level (dBuV/m)	Reading Level (dBuV)	Margin (dB)	Limit (dBuV/m)	Factor (dB)	Type
1			5668.150	79.846	75.106	N/A	N/A	4.739	AV
2			5725.000	45.315	40.286	-8.685	54.000	5.029	AV

Note: Measure Level (dBμV/m) = Reading Level (dBμV) + Factor (dB)

Factor (dB) = Cable Loss (dB) + Antenna Factor (dB/m) - Pre_Amplifier Gain (dB)

Site: AC1	Time: 2017/02/19 - 17:39
Limit: FCC_Part15.209_RE(3m)	Engineer: Kevin Ker
Probe: BBHA9120D_1GHz_18GHz	Polarity: Vertical
EUT: US Wi-Fi AP 2x2 OD ext. antenna	Power: AC 120V/60Hz
Test Mode: Transmit by 802.11ac-VHT40 at Channel 5670MHz Ant 2	

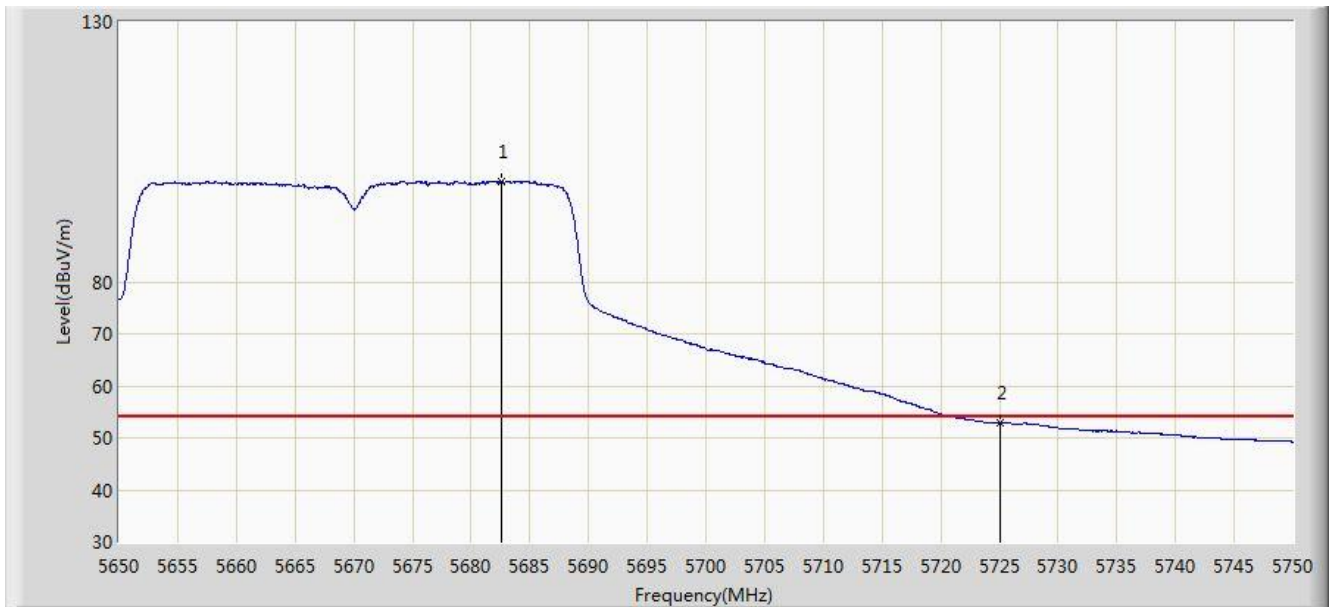


No	Flag	Mark	Frequency (MHz)	Measure Level (dBuV/m)	Reading Level (dBuV)	Margin (dB)	Limit (dBuV/m)	Factor (dB)	Type
1			5681.800	116.600	111.805	N/A	N/A	4.795	PK
2			5725.000	67.775	62.746	-6.225	74.000	5.029	PK
3			5726.050	69.309	64.273	-4.691	74.000	5.036	PK

Note: Measure Level (dB μ V/m) = Reading Level (dB μ V) + Factor (dB)

Factor (dB) = Cable Loss (dB) + Antenna Factor (dB/m) - Pre_Amplifier Gain (dB)

Site: AC1	Time: 2017/02/19 - 17:33
Limit: FCC_Part15.209_RE(3m)	Engineer: Kevin Ker
Probe: BBHA9120D_1GHz_18GHz	Polarity: Vertical
EUT: US Wi-Fi AP 2x2 OD ext. antenna	Power: AC 120V/60Hz
Test Mode: Transmit by 802.11ac-VHT40 at Channel 5670MHz Ant 2	

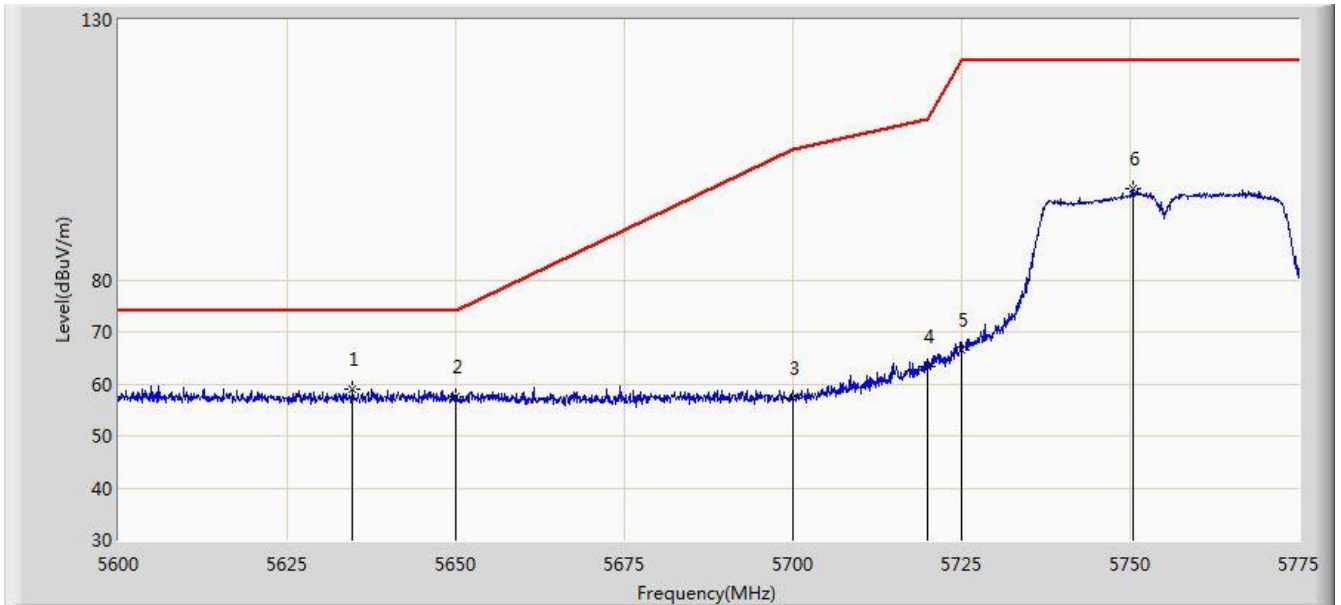


No	Flag	Mark	Frequency (MHz)	Measure Level (dBuV/m)	Reading Level (dBuV)	Margin (dB)	Limit (dBuV/m)	Factor (dB)	Type
1			5682.600	99.356	94.558	N/A	N/A	4.797	AV
2			5725.000	52.914	47.885	-1.086	54.000	5.029	AV

Note: Measure Level (dB μ V/m) = Reading Level (dB μ V) + Factor (dB)

Factor (dB) = Cable Loss (dB) + Antenna Factor (dB/m) - Pre_Amplifier Gain (dB)

Site: AC1	Time: 2017/02/19 - 17:45
Limit: FCC_Part15.407_RE(3m)	Engineer: Kevin Ker
Probe: BBHA9120D_1GHz_18GHz	Polarity: Horizontal
EUT: US Wi-Fi AP 2x2 OD ext. antenna	Power: AC 120V/60Hz
Test Mode: Transmit by 802.11ac-VHT40 at Channel 5755MHz Ant 2	

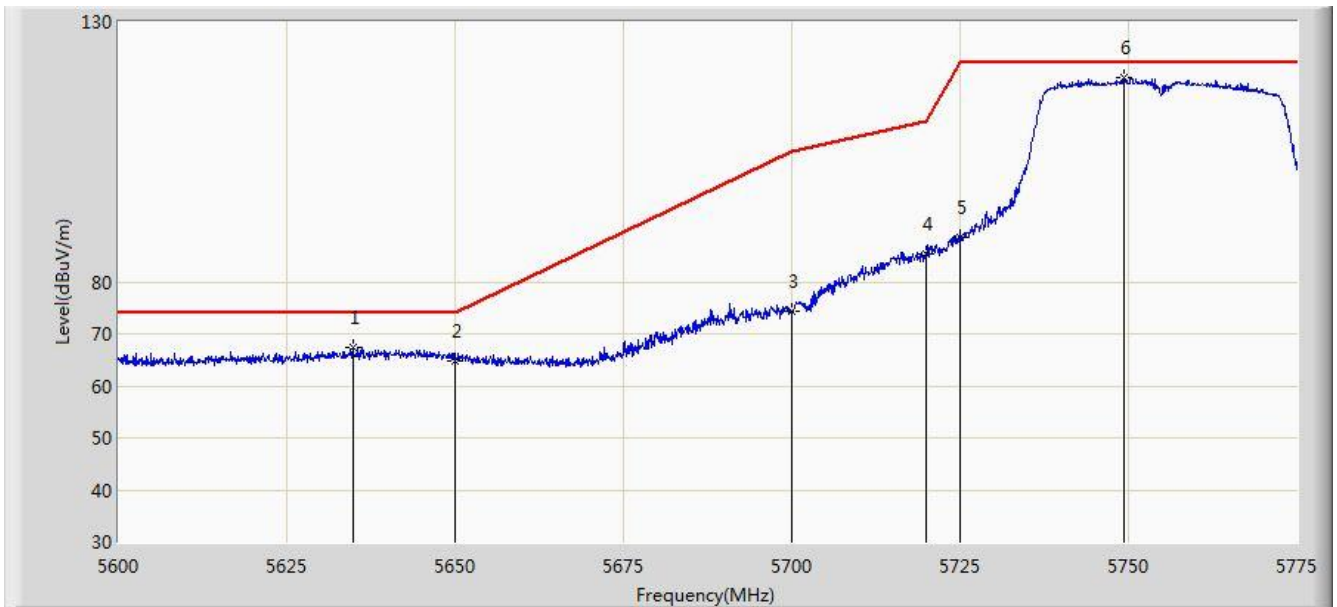


No	Flag	Mark	Frequency (MHz)	Measure Level (dBuV/m)	Reading Level (dBuV)	Margin (dB)	Limit (dBuV/m)	Factor (dB)	Type
1			5634.737	58.924	54.301	-15.076	74.000	4.623	PK
2			5650.000	57.634	52.963	-16.366	74.000	4.671	PK
3			5700.000	57.382	52.504	-47.818	105.200	4.878	PK
4			5720.000	63.260	58.263	-47.540	110.800	4.997	PK
5			5725.000	66.456	61.427	-55.744	122.200	5.029	PK
6			5750.500	97.435	92.249	N/A	N/A	5.186	PK

Note: Measure Level (dBuV/m) = Reading Level (dBuV) + Factor (dB)

Factor (dB) = Cable Loss (dB) + Antenna Factor (dB/m) - Pre_Amplifier Gain (dB)

Site: AC1	Time: 2017/02/19 - 17:43
Limit: FCC_Part15.407_RE(3m)	Engineer: Kevin Ker
Probe: BBHA9120D_1GHz_18GHz	Polarity: Vertical
EUT: US Wi-Fi AP 2x2 OD ext. antenna	Power: AC 120V/60Hz
Test Mode: Transmit by 802.11ac-VHT40 at Channel 5755MHz Ant 2	

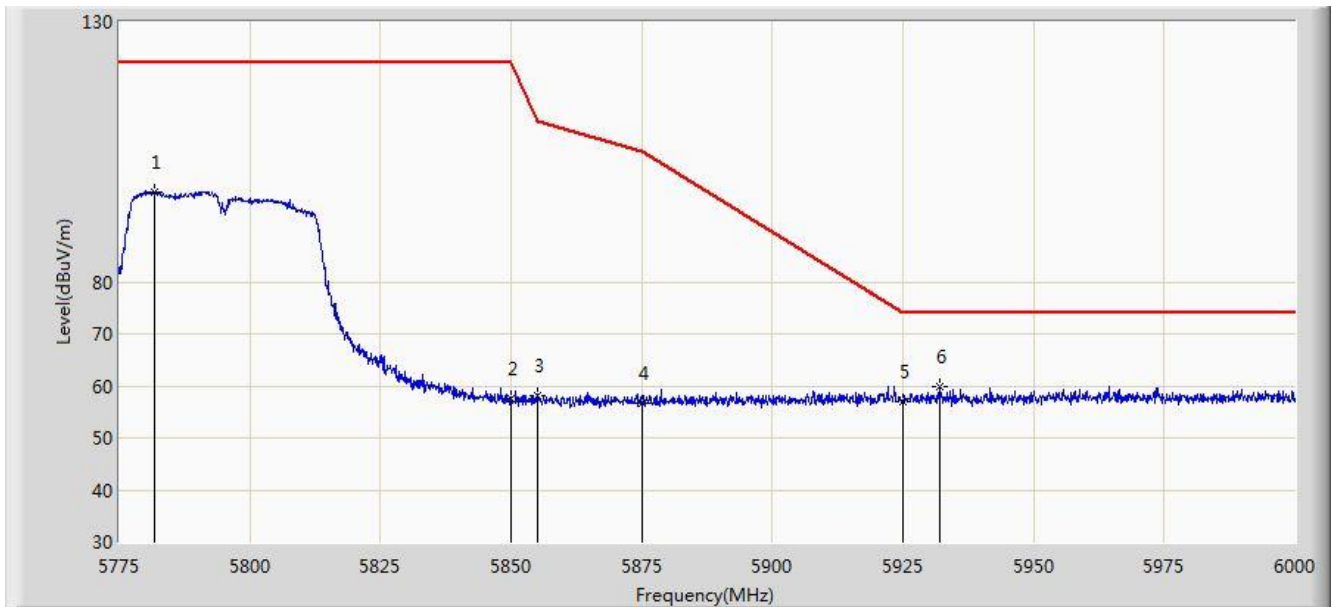


No	Flag	Mark	Frequency (MHz)	Measure Level (dBuV/m)	Reading Level (dBuV)	Margin (dB)	Limit (dBuV/m)	Factor (dB)	Type
1			5634.825	67.378	51.465	-6.622	74.000	15.913	PK
2			5650.000	64.747	48.804	-9.253	74.000	15.943	PK
3			5700.000	74.426	58.355	-30.774	105.200	16.071	PK
4			5720.000	85.490	69.335	-25.310	110.800	16.155	PK
5			5725.000	88.606	72.428	-33.594	122.200	16.178	PK
6			5749.450	119.247	102.960	N/A	N/A	16.287	PK

Note: Measure Level (dBuV/m) = Reading Level (dBuV) + Factor (dB)

Factor (dB) = Cable Loss (dB) + Antenna Factor (dB/m) - Pre_Amplifier Gain (dB)

Site: AC1	Time: 2017/02/19 - 17:49
Limit: FCC_Part15.407_RE(3m)	Engineer: Kevin Ker
Probe: BBHA9120D_1GHz_18GHz	Polarity: Horizontal
EUT: US Wi-Fi AP 2x2 OD ext. antenna	Power: AC 120V/60Hz
Test Mode: Transmit by 802.11ac-VHT40 at Channel 5795MHz Ant 2	

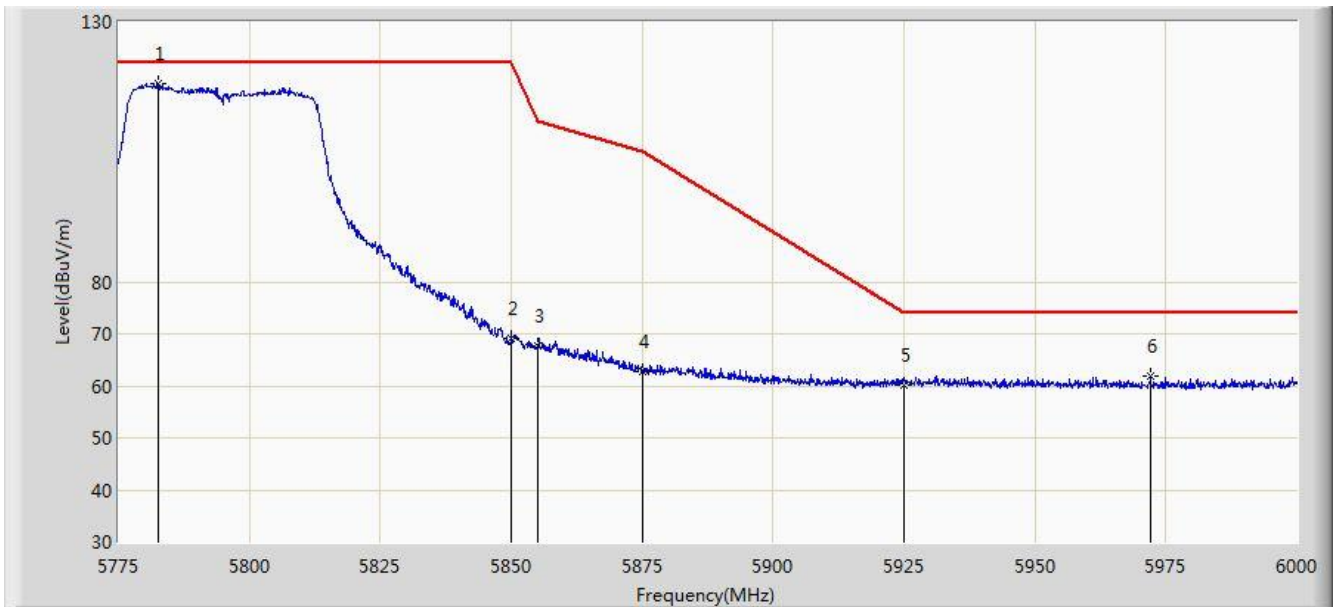


No	Flag	Mark	Frequency (MHz)	Measure Level (dBuV/m)	Reading Level (dBuV)	Margin (dB)	Limit (dBuV/m)	Factor (dB)	Type
1			5781.638	97.252	91.902	N/A	N/A	5.350	PK
2			5850.000	57.517	51.791	-64.683	122.200	5.726	PK
3			5855.000	58.196	52.450	-52.604	110.800	5.746	PK
4			5875.000	56.743	50.923	-48.457	105.200	5.820	PK
5			5925.000	57.055	51.089	-16.945	74.000	5.967	PK
6			5932.163	59.852	53.868	-14.148	74.000	5.984	PK

Note: Measure Level (dBuV/m) = Reading Level (dBuV) + Factor (dB)

Factor (dB) = Cable Loss (dB) + Antenna Factor (dB/m) - Pre_Amplifier Gain (dB)

Site: AC1	Time: 2017/02/19 - 17:47
Limit: FCC_Part15.407_RE(3m)	Engineer: Kevin Ker
Probe: BBHA9120D_1GHz_18GHz	Polarity: Vertical
EUT: US Wi-Fi AP 2x2 OD ext. antenna	Power: AC 120V/60Hz
Test Mode: Transmit by 802.11ac-VHT40 at Channel 5795MHz Ant 2	

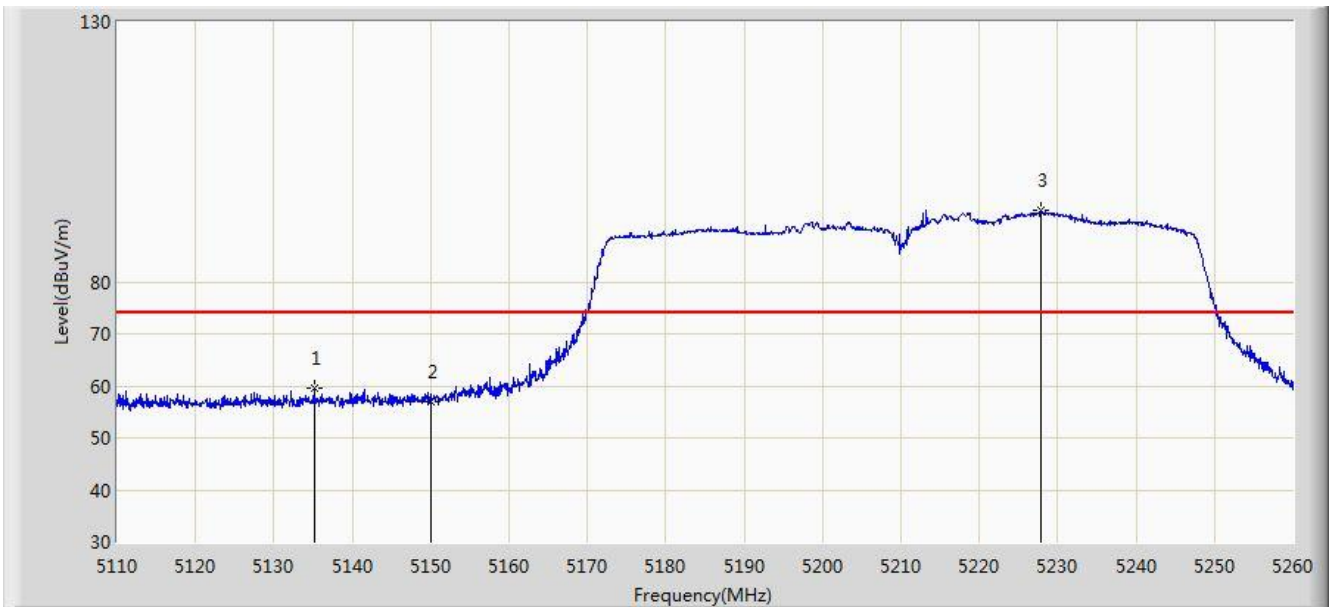


No	Flag	Mark	Frequency (MHz)	Measure Level (dBuV/m)	Reading Level (dBuV)	Margin (dB)	Limit (dBuV/m)	Factor (dB)	Type
1			5782.650	118.083	112.728	N/A	N/A	5.355	PK
2			5850.000	69.145	63.419	-53.055	122.200	5.726	PK
3			5855.000	67.699	61.953	-43.101	110.800	5.746	PK
4			5875.000	62.722	56.902	-42.478	105.200	5.820	PK
5			5925.000	60.062	54.096	-13.938	74.000	5.967	PK
6			5972.100	61.939	55.875	-12.061	74.000	6.065	PK

Note: Measure Level (dBuV/m) = Reading Level (dBuV) + Factor (dB)

Factor (dB) = Cable Loss (dB) + Antenna Factor (dB/m) - Pre_Amplifier Gain (dB)

Site: AC1	Time: 2017/02/19 - 17:55
Limit: FCC_Part15.209_RE(3m)	Engineer: Kevin Ker
Probe: BBHA9120D_1GHz_18GHz	Polarity: Horizontal
EUT: US Wi-Fi AP 2x2 OD ext. antenna	Power: AC 120V/60Hz
Test Mode: Transmit by 802.11ac-VHT80 at Channel 5210MHz Ant 2	

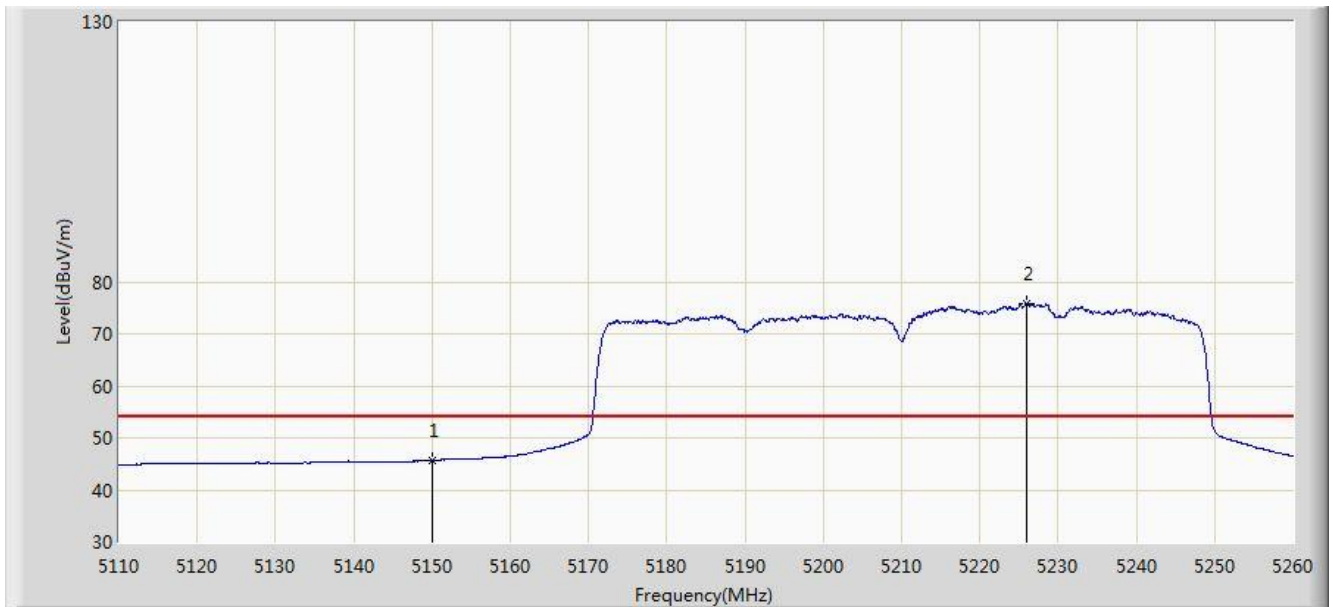


No	Flag	Mark	Frequency (MHz)	Measure Level (dBuV/m)	Reading Level (dBuV)	Margin (dB)	Limit (dBuV/m)	Factor (dB)	Type
1			5135.125	59.636	55.461	-14.364	74.000	4.175	PK
2			5150.000	57.034	52.865	-16.966	74.000	4.170	PK
3			5227.900	93.822	89.906	N/A	N/A	3.916	PK

Note: Measure Level (dB μ V/m) = Reading Level (dB μ V) + Factor (dB)

Factor (dB) = Cable Loss (dB) + Antenna Factor (dB/m) - Pre_Amplifier Gain (dB)

Site: AC1	Time: 2017/02/19 - 17:56
Limit: FCC_Part15.209_RE(3m)	Engineer: Kevin Ker
Probe: BBHA9120D_1GHz_18GHz	Polarity: Horizontal
EUT: US Wi-Fi AP 2x2 OD ext. antenna	Power: AC 120V/60Hz
Test Mode: Transmit by 802.11ac-VHT80 at Channel 5210MHz Ant 2	

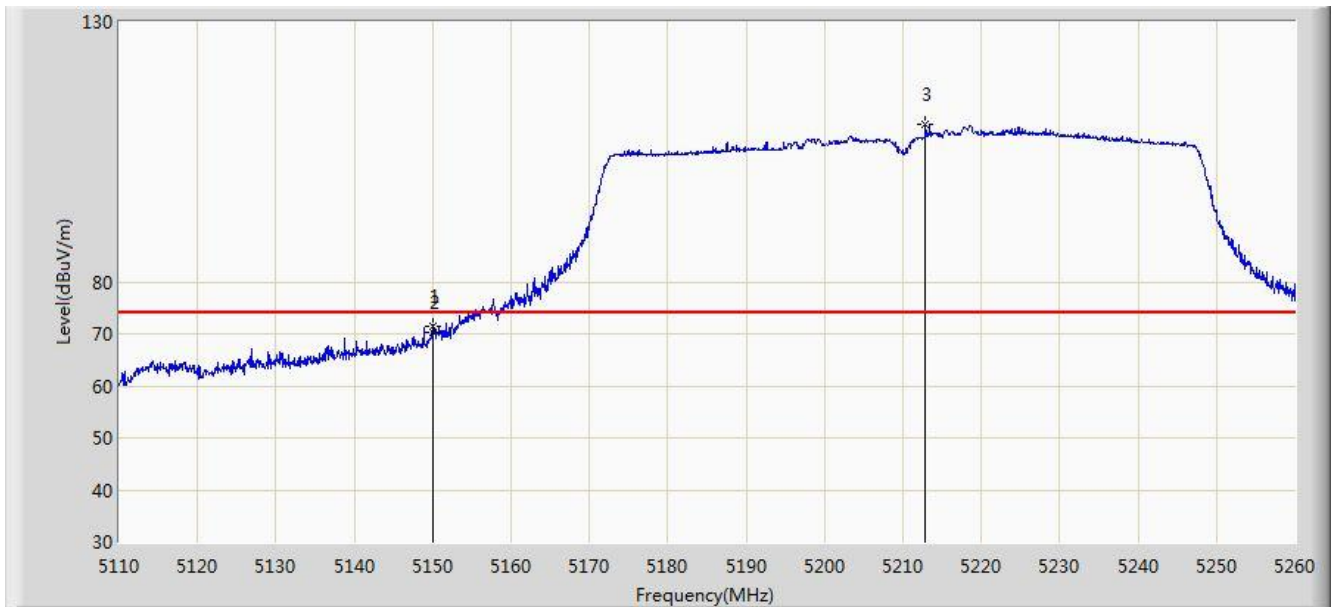


No	Flag	Mark	Frequency (MHz)	Measure Level (dBuV/m)	Reading Level (dBuV)	Margin (dB)	Limit (dBuV/m)	Factor (dB)	Type
1			5150.000	45.693	41.524	-8.307	54.000	4.170	AV
2			5226.025	75.817	71.896	N/A	N/A	3.921	AV

Note: Measure Level (dBμV/m) = Reading Level (dBμV) + Factor (dB)

Factor (dB) = Cable Loss (dB) + Antenna Factor (dB/m) - Pre_Amplifier Gain (dB)

Site: AC1	Time: 2017/02/19 - 17:54
Limit: FCC_Part15.209_RE(3m)	Engineer: Kevin Ker
Probe: BBHA9120D_1GHz_18GHz	Polarity: Vertical
EUT: US Wi-Fi AP 2x2 OD ext. antenna	Power: AC 120V/60Hz
Test Mode: Transmit by 802.11ac-VHT80 at Channel 5210MHz Ant 2	

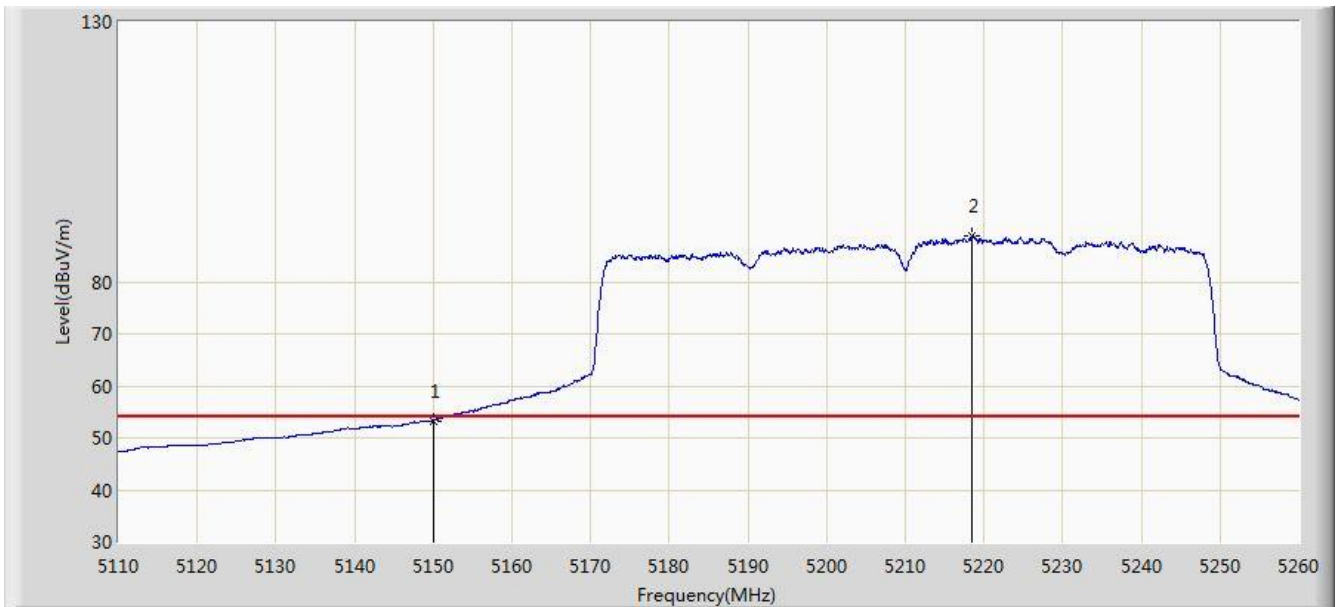


No	Flag	Mark	Frequency (MHz)	Measure Level (dBuV/m)	Reading Level (dBuV)	Margin (dB)	Limit (dBuV/m)	Factor (dB)	Type
1			5149.975	71.453	67.284	-2.547	74.000	4.170	PK
2			5150.000	70.353	66.184	-3.647	74.000	4.170	PK
3			5212.900	110.394	106.434	N/A	N/A	3.960	PK

Note: Measure Level (dB μ V/m) = Reading Level (dB μ V) + Factor (dB)

Factor (dB) = Cable Loss (dB) + Antenna Factor (dB/m) - Pre_Amplifier Gain (dB)

Site: AC1	Time: 2017/02/19 - 17:54
Limit: FCC_Part15.209_RE(3m)	Engineer: Kevin Ker
Probe: BBHA9120D_1GHz_18GHz	Polarity: Vertical
EUT: US Wi-Fi AP 2x2 OD ext. antenna	Power: AC 120V/60Hz
Test Mode: Transmit by 802.11ac-VHT80 at Channel 5210MHz Ant 2	

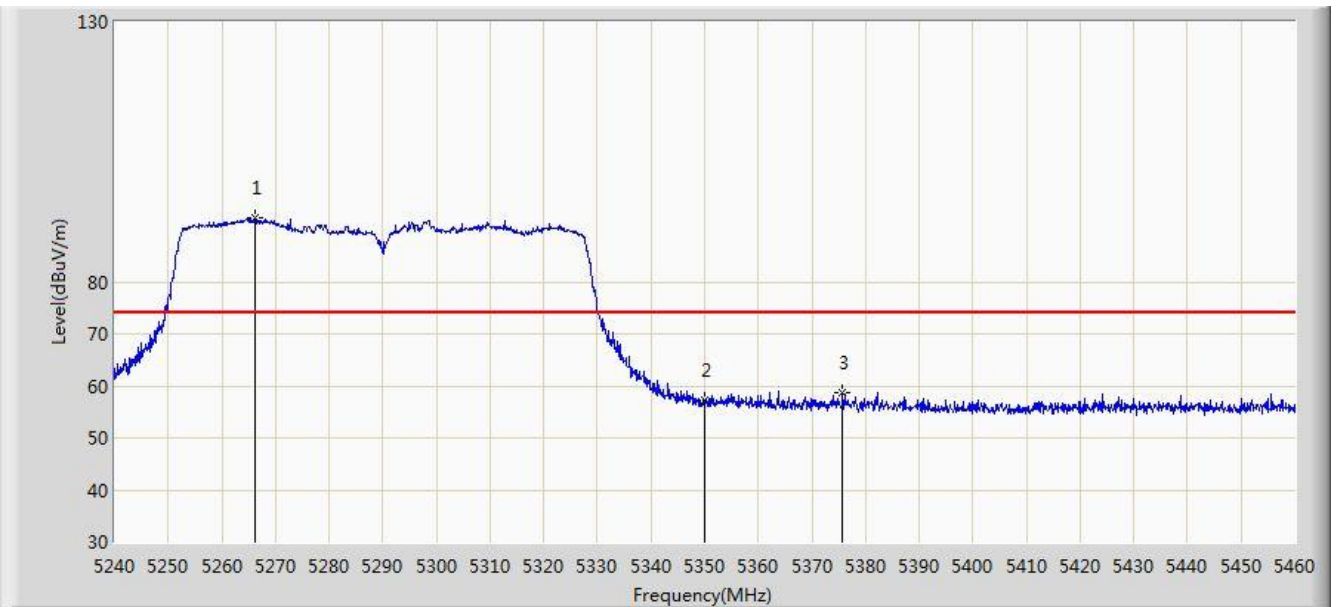


No	Flag	Mark	Frequency (MHz)	Measure Level (dBuV/m)	Reading Level (dBuV)	Margin (dB)	Limit (dBuV/m)	Factor (dB)	Type
1			5150.000	53.307	49.138	-0.693	54.000	4.170	AV
2			5218.525	88.767	84.824	N/A	N/A	3.943	AV

Note: Measure Level (dB μ V/m) = Reading Level (dB μ V) + Factor (dB)

Factor (dB) = Cable Loss (dB) + Antenna Factor (dB/m) - Pre_Amplifier Gain (dB)

Site: AC1	Time: 2017/02/19 - 18:08
Limit: FCC_Part15.209_RE(3m)	Engineer: Kevin Ker
Probe: BBHA9120D_1GHz_18GHz	Polarity: Horizontal
EUT: US Wi-Fi AP 2x2 OD ext. antenna	Power: AC 120V/60Hz
Test Mode: Transmit by 802.11ac-VHT80 at Channel 5290MHz Ant 2	

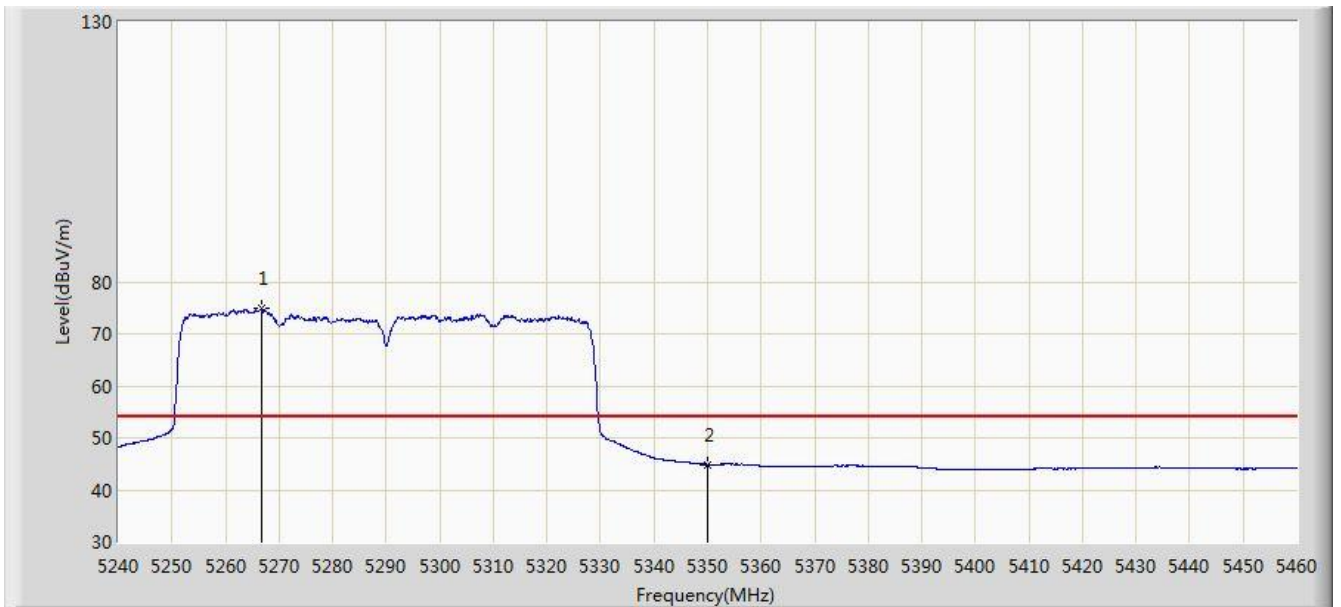


No	Flag	Mark	Frequency (MHz)	Measure Level (dBuV/m)	Reading Level (dBuV)	Margin (dB)	Limit (dBuV/m)	Factor (dB)	Type
1			5266.180	92.372	88.534	N/A	N/A	3.838	PK
2			5350.000	57.284	53.379	-16.716	74.000	3.904	PK
3			5375.740	58.801	54.850	-15.199	74.000	3.951	PK

Note: Measure Level (dB μ V/m) = Reading Level (dB μ V) + Factor (dB)

Factor (dB) = Cable Loss (dB) + Antenna Factor (dB/m) - Pre_Amplifier Gain (dB)

Site: AC1	Time: 2017/02/19 - 18:09
Limit: FCC_Part15.209_RE(3m)	Engineer: Kevin Ker
Probe: BBHA9120D_1GHz_18GHz	Polarity: Horizontal
EUT: US Wi-Fi AP 2x2 OD ext. antenna	Power: AC 120V/60Hz
Test Mode: Transmit by 802.11ac-VHT80 at Channel 5290MHz Ant 2	

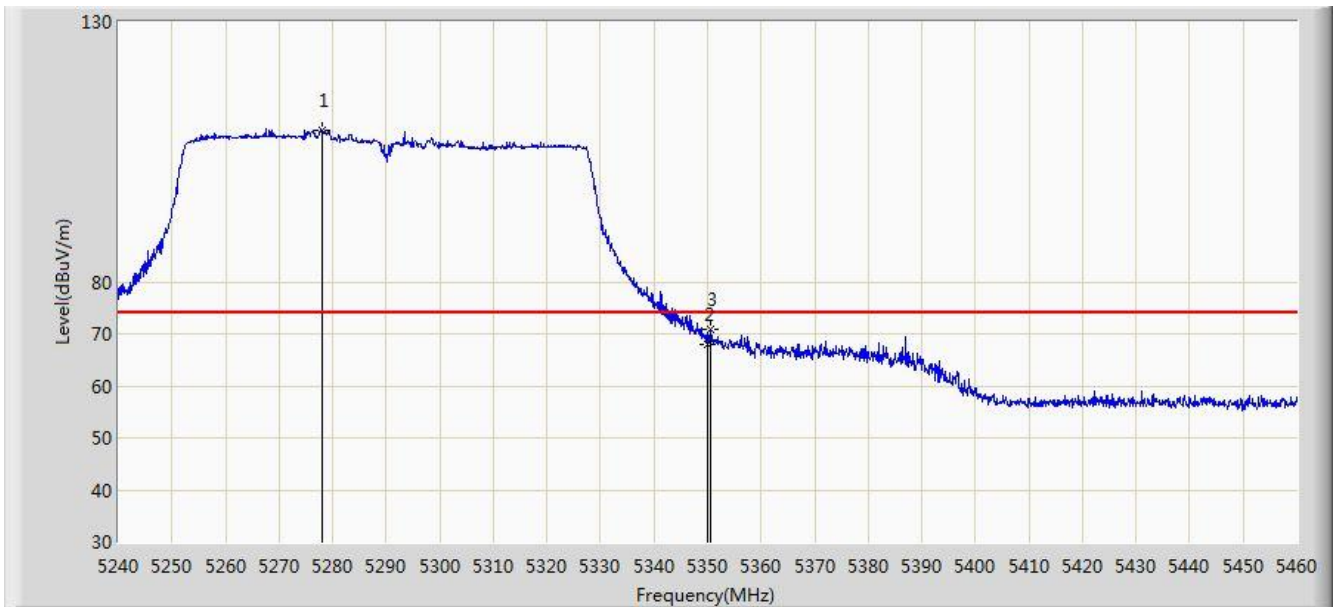


No	Flag	Mark	Frequency (MHz)	Measure Level (dBuV/m)	Reading Level (dBuV)	Margin (dB)	Limit (dBuV/m)	Factor (dB)	Type
1			5266.620	74.787	70.949	N/A	N/A	3.837	AV
2			5350.000	44.910	41.005	-9.090	54.000	3.904	AV

Note: Measure Level (dBuV/m) = Reading Level (dBuV) + Factor (dB)

Factor (dB) = Cable Loss (dB) + Antenna Factor (dB/m) - Pre_Amplifier Gain (dB)

Site: AC1	Time: 2017/02/19 - 18:07
Limit: FCC_Part15.209_RE(3m)	Engineer: Kevin Ker
Probe: BBHA9120D_1GHz_18GHz	Polarity: Vertical
EUT: US Wi-Fi AP 2x2 OD ext. antenna	Power: AC 120V/60Hz
Test Mode: Transmit by 802.11ac-VHT80 at Channel 5290MHz Ant 2	



No	Flag	Mark	Frequency (MHz)	Measure Level (dBuV/m)	Reading Level (dBuV)	Margin (dB)	Limit (dBuV/m)	Factor (dB)	Type
1			5277.950	109.223	105.394	N/A	N/A	3.828	PK
2			5350.000	67.989	64.084	-6.011	74.000	3.904	PK
3			5350.660	70.949	67.043	-3.051	74.000	3.906	PK

Note: Measure Level (dB μ V/m) = Reading Level (dB μ V) + Factor (dB)

Factor (dB) = Cable Loss (dB) + Antenna Factor (dB/m) - Pre_Amplifier Gain (dB)

Site: AC1	Time: 2017/02/19 - 18:04
Limit: FCC_Part15.209_RE(3m)	Engineer: Kevin Ker
Probe: BBHA9120D_1GHz_18GHz	Polarity: Vertical
EUT: US Wi-Fi AP 2x2 OD ext. antenna	Power: AC 120V/60Hz
Test Mode: Transmit by 802.11ac-VHT80 at Channel 5290MHz Ant 2	

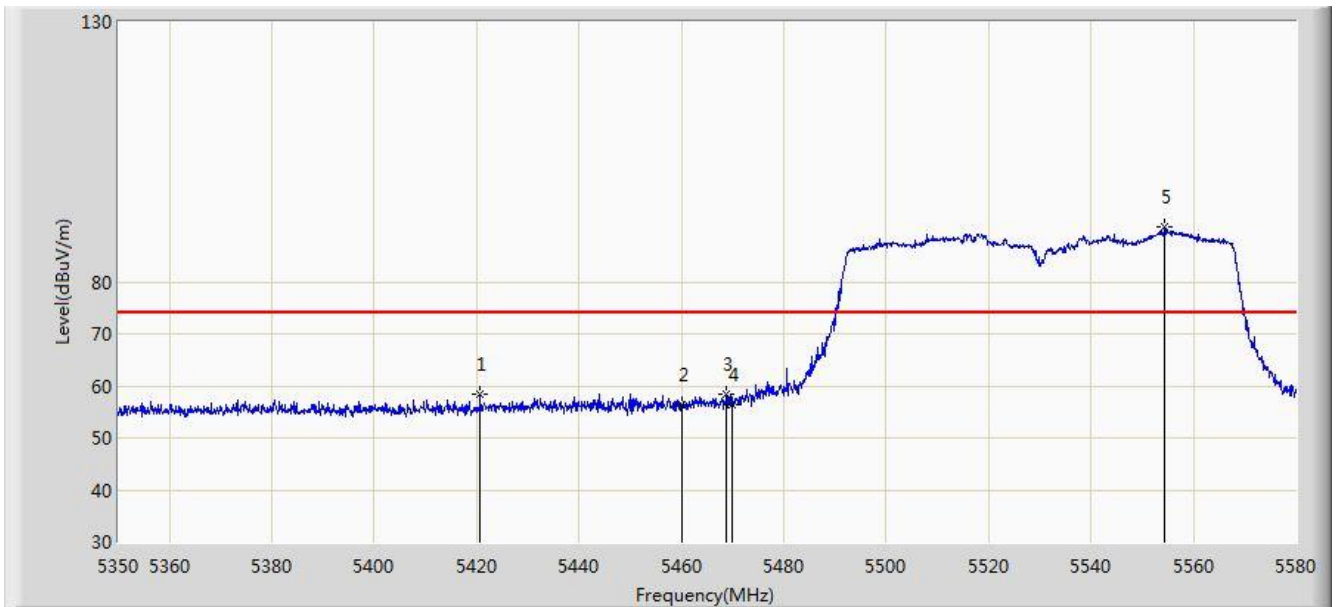


No	Flag	Mark	Frequency (MHz)	Measure Level (dBuV/m)	Reading Level (dBuV)	Margin (dB)	Limit (dBuV/m)	Factor (dB)	Type
1			5273.440	88.238	84.406	N/A	N/A	3.833	AV
2			5350.000	53.199	49.294	-0.801	54.000	3.904	AV

Note: Measure Level (dBμV/m) = Reading Level (dBμV) + Factor (dB)

Factor (dB) = Cable Loss (dB) + Antenna Factor (dB/m) - Pre_Amplifier Gain (dB)

Site: AC1	Time: 2017/02/19 - 18:16
Limit: FCC_Part15.209_RE(3m)	Engineer: Kevin Ker
Probe: BBHA9120D_1GHz_18GHz	Polarity: Horizontal
EUT: US Wi-Fi AP 2x2 OD ext. antenna	Power: AC 120V/60Hz
Test Mode: Transmit by 802.11ac-VHT80 at Channel 5530MHz Ant 2	

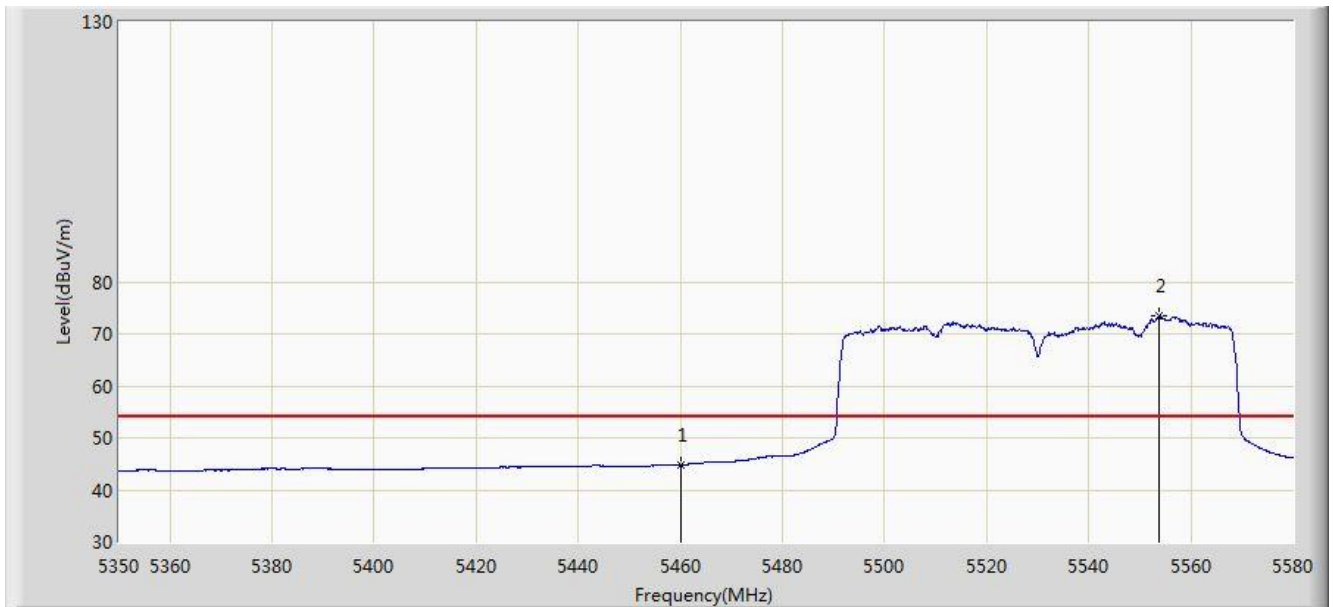


No	Flag	Mark	Frequency (MHz)	Measure Level (dBuV/m)	Reading Level (dBuV)	Margin (dB)	Limit (dBuV/m)	Factor (dB)	Type
1			5420.610	58.506	54.443	-15.494	74.000	4.062	PK
2			5460.000	56.412	52.232	-17.588	74.000	4.180	PK
3			5468.795	58.545	54.345	-15.455	74.000	4.200	PK
4			5470.000	56.482	52.280	-17.518	74.000	4.202	PK
5			5554.470	90.512	86.082	N/A	N/A	4.430	PK

Note: Measure Level (dB μ V/m) = Reading Level (dB μ V) + Factor (dB)

Factor (dB) = Cable Loss (dB) + Antenna Factor (dB/m) - Pre_Amplifier Gain (dB)

Site: AC1	Time: 2017/02/19 - 18:16
Limit: FCC_Part15.209_RE(3m)	Engineer: Kevin Ker
Probe: BBHA9120D_1GHz_18GHz	Polarity: Horizontal
EUT: US Wi-Fi AP 2x2 OD ext. antenna	Power: AC 120V/60Hz
Test Mode: Transmit by 802.11ac-VHT80 at Channel 5530MHz Ant 2	

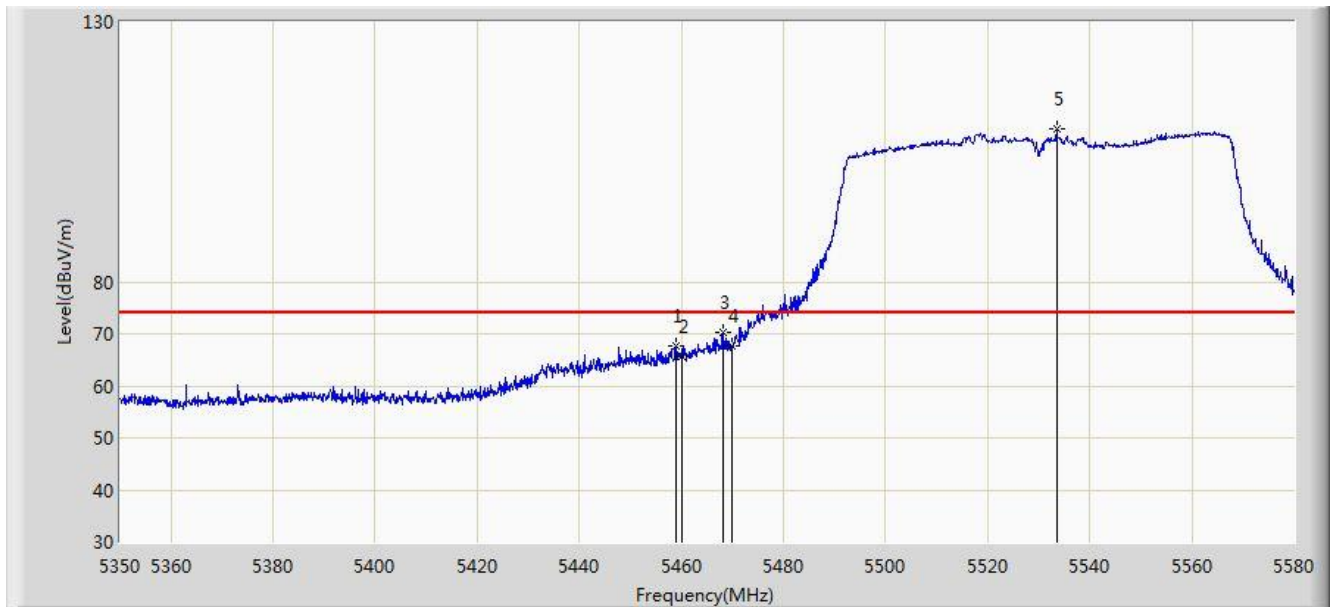


No	Flag	Mark	Frequency (MHz)	Measure Level (dBuV/m)	Reading Level (dBuV)	Margin (dB)	Limit (dBuV/m)	Factor (dB)	Type
1			5460.000	44.798	40.618	-9.202	54.000	4.180	AV
2			5553.665	73.419	68.991	N/A	N/A	4.428	AV

Note: Measure Level (dBμV/m) = Reading Level (dBμV) + Factor (dB)

Factor (dB) = Cable Loss (dB) + Antenna Factor (dB/m) - Pre_Amplifier Gain (dB)

Site: AC1	Time: 2017/02/19 - 18:15
Limit: FCC_Part15.209_RE(3m)	Engineer: Kevin Ker
Probe: BBHA9120D_1GHz_18GHz	Polarity: Vertical
EUT: US Wi-Fi AP 2x2 OD ext. antenna	Power: AC 120V/60Hz
Test Mode: Transmit by 802.11ac-VHT80 at Channel 5530MHz Ant 2	

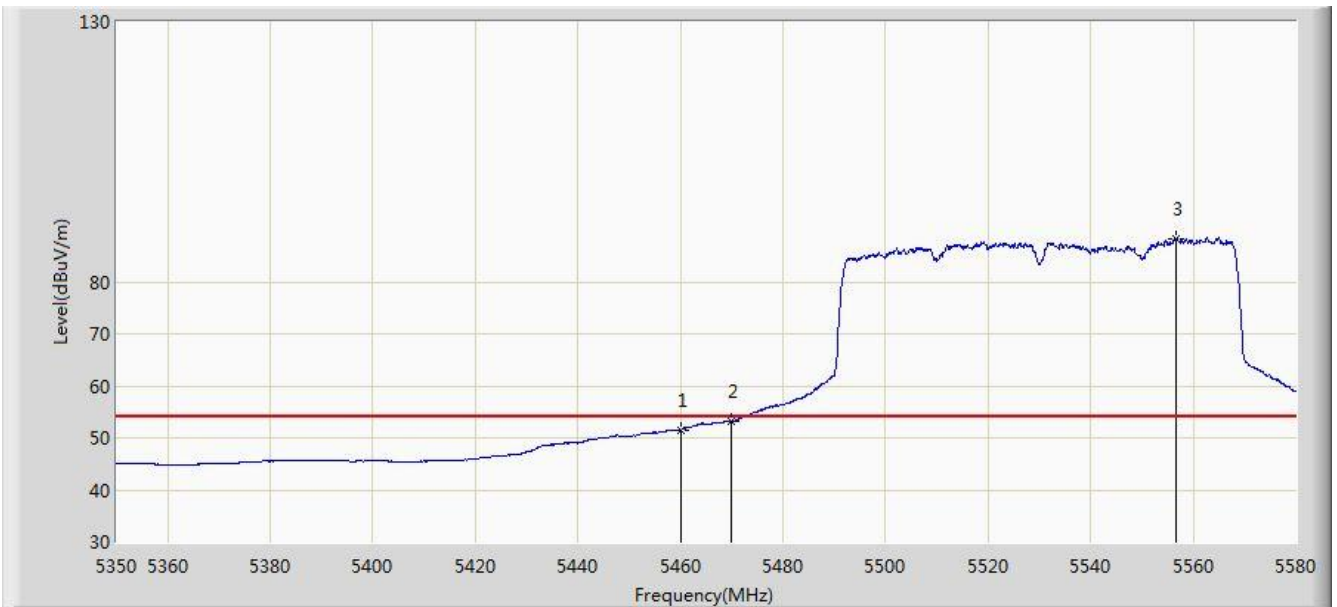


No	Flag	Mark	Frequency (MHz)	Measure Level (dBuV/m)	Reading Level (dBuV)	Margin (dB)	Limit (dBuV/m)	Factor (dB)	Type
1			5458.905	67.584	63.406	-6.416	74.000	4.178	PK
2			5460.000	65.723	61.543	-8.277	74.000	4.180	PK
3			5468.220	70.213	66.015	-3.787	74.000	4.198	PK
4			5470.000	67.758	63.556	-6.242	74.000	4.202	PK
5			5533.540	109.278	104.906	N/A	N/A	4.372	PK

Note: Measure Level (dB μ V/m) = Reading Level (dB μ V) + Factor (dB)

Factor (dB) = Cable Loss (dB) + Antenna Factor (dB/m) - Pre_Amplifier Gain (dB)

Site: AC1	Time: 2017/02/19 - 18:13
Limit: FCC_Part15.209_RE(3m)	Engineer: Kevin Ker
Probe: BBHA9120D_1GHz_18GHz	Polarity: Vertical
EUT: US Wi-Fi AP 2x2 OD ext. antenna	Power: AC 120V/60Hz
Test Mode: Transmit by 802.11ac-VHT80 at Channel 5530MHz Ant 2	

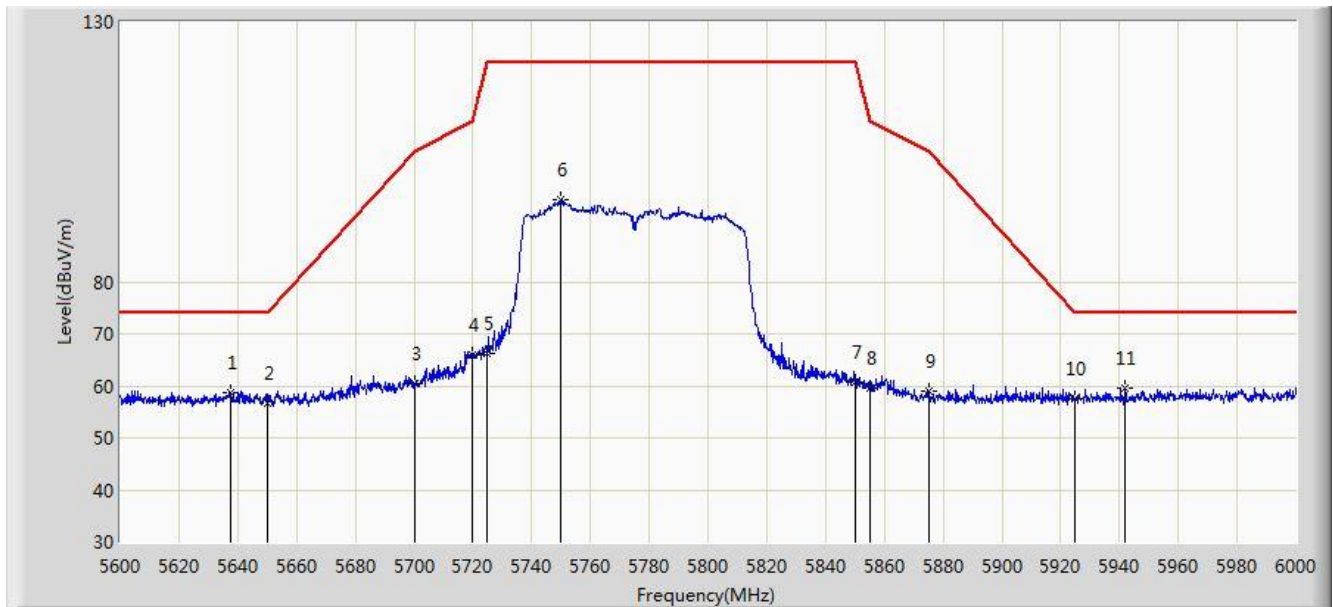


No	Flag	Mark	Frequency (MHz)	Measure Level (dBuV/m)	Reading Level (dBuV)	Margin (dB)	Limit (dBuV/m)	Factor (dB)	Type
1			5460.000	51.555	47.375	-2.445	54.000	4.180	AV
2			5470.000	53.074	48.872	-0.926	54.000	4.202	AV
3			5556.540	88.318	83.883	N/A	N/A	4.435	AV

Note: Measure Level (dB μ V/m) = Reading Level (dB μ V) + Factor (dB)

Factor (dB) = Cable Loss (dB) + Antenna Factor (dB/m) - Pre_Amplifier Gain (dB)

Site: AC1	Time: 2017/02/19 - 18:20
Limit: FCC_Part15.407_RE(3m)	Engineer: Kevin Ker
Probe: BBHA9120D_1GHz_18GHz	Polarity: Horizontal
EUT: US Wi-Fi AP 2x2 OD ext. antenna	Power: AC 120V/60Hz
Test Mode: Transmit by 802.11ac-VHT80 at Channel 5775MHz Ant 2	

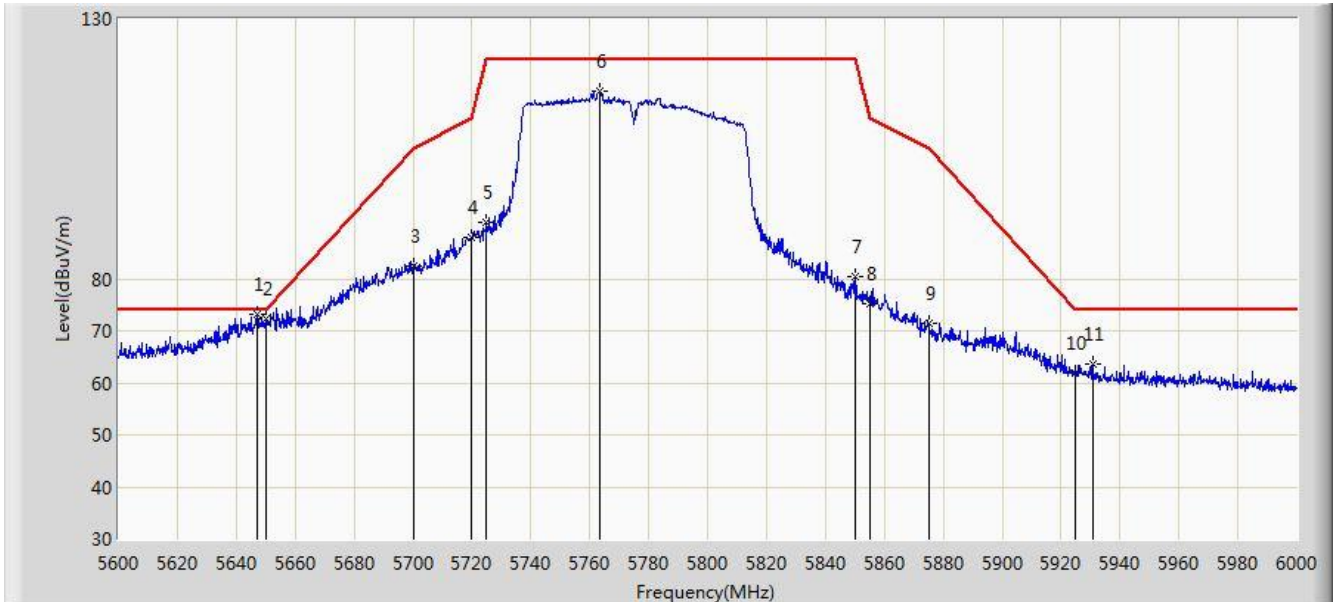


No	Flag	Mark	Frequency (MHz)	Measure Level (dBuV/m)	Reading Level (dBuV)	Margin (dB)	Limit (dBuV/m)	Factor (dB)	Type
1			5637.800	58.769	54.989	-15.231	74.000	3.780	PK
2			5650.000	56.648	51.977	-17.352	74.000	4.671	PK
3			5700.000	60.546	55.668	-44.654	105.200	4.878	PK
4			5720.000	65.829	60.832	-44.971	110.800	4.997	PK
5			5725.000	66.244	62.138	-55.956	122.200	4.105	PK
6			5749.800	95.757	90.575	N/A	N/A	5.182	PK
7			5850.000	60.627	54.901	-61.573	122.200	5.726	PK
8			5855.000	59.590	53.844	-51.210	110.800	5.746	PK
9			5875.000	58.929	53.109	-46.271	105.200	5.820	PK
10			5925.000	57.613	51.647	-16.387	74.000	5.967	PK
11			5942.000	59.685	53.677	-14.315	74.000	6.009	PK

Note: Measure Level (dBμV/m) = Reading Level (dBμV) + Factor (dB)

Factor (dB) = Cable Loss (dB) + Antenna Factor (dB/m) - Pre_Amplifier Gain (dB)

Site: AC1	Time: 2017/02/19 - 18:18
Limit: FCC_Part15.407_RE(3m)	Engineer: Kevin Ker
Probe: BBHA9120D_1GHz_18GHz	Polarity: Vertical
EUT: US Wi-Fi AP 2x2 OD ext. antenna	Power: AC 120V/60Hz
Test Mode: Transmit by 802.11ac-VHT80 at Channel 5775MHz Ant 2	

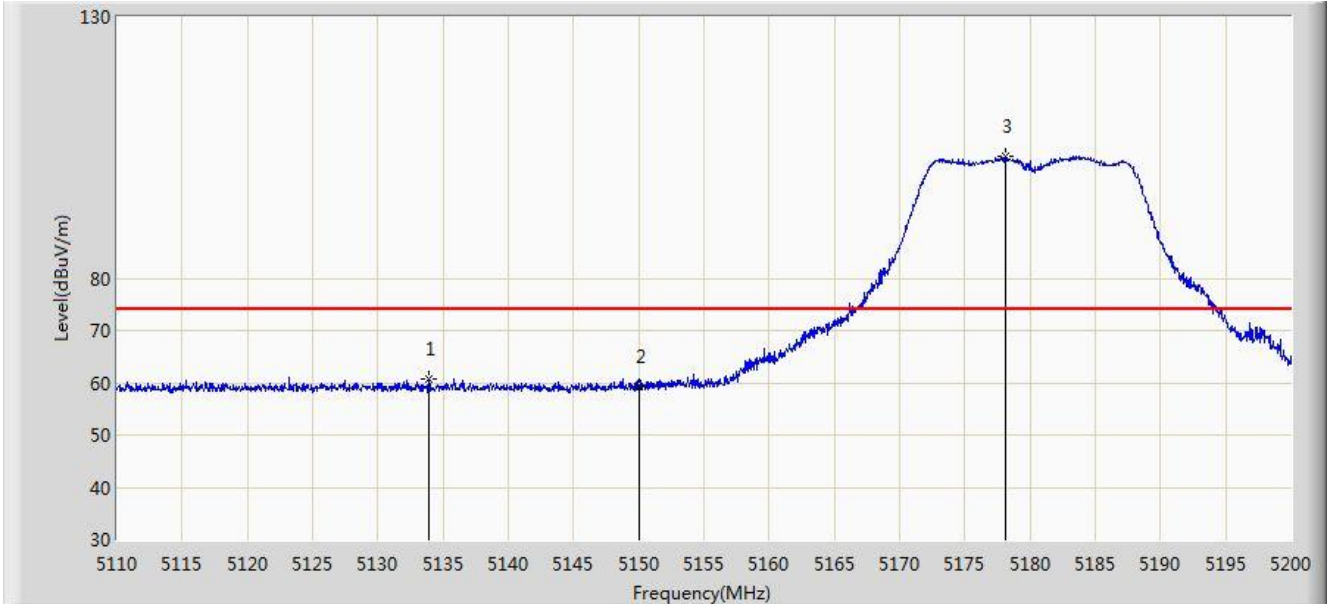


No	Flag	Mark	Frequency (MHz)	Measure Level (dBuV/m)	Reading Level (dBuV)	Margin (dB)	Limit (dBuV/m)	Factor (dB)	Type
1			5647.000	73.147	68.486	-0.853	74.000	4.661	PK
2			5650.000	72.347	67.676	-1.653	74.000	4.671	PK
3			5700.000	82.324	77.446	-22.876	105.200	4.878	PK
4			5720.000	87.947	82.950	-22.853	110.800	4.997	PK
5			5725.000	90.904	85.875	-31.296	122.200	5.029	PK
6			5763.600	115.953	110.695	N/A	N/A	5.258	PK
7			5850.000	80.311	74.585	-41.889	122.200	5.726	PK
8			5855.000	75.157	69.411	-35.643	110.800	5.746	PK
9			5875.000	71.353	65.533	-33.847	105.200	5.820	PK
10			5925.000	62.013	56.047	-11.987	74.000	5.967	PK
11			5930.600	63.745	57.765	-10.255	74.000	5.981	PK

Note: Measure Level (dB μ V/m) = Reading Level (dB μ V) + Factor (dB)

Factor (dB) = Cable Loss (dB) + Antenna Factor (dB/m) - Pre_Amplifier Gain (dB)

Site: AC1	Time: 2017/02/20 - 09:58
Limit: FCC_Part15.209_RE(3m)	Engineer: Kevin Ker
Probe: BBHA9120D_1GHz_18GHz	Polarity: Horizontal
EUT: US Wi-Fi AP 2x2 OD ext. antenna	Power: AC 120V/60Hz
Test Mode: Transmit by 802.11a at Channel 5180MHz Ant 1 + 2	

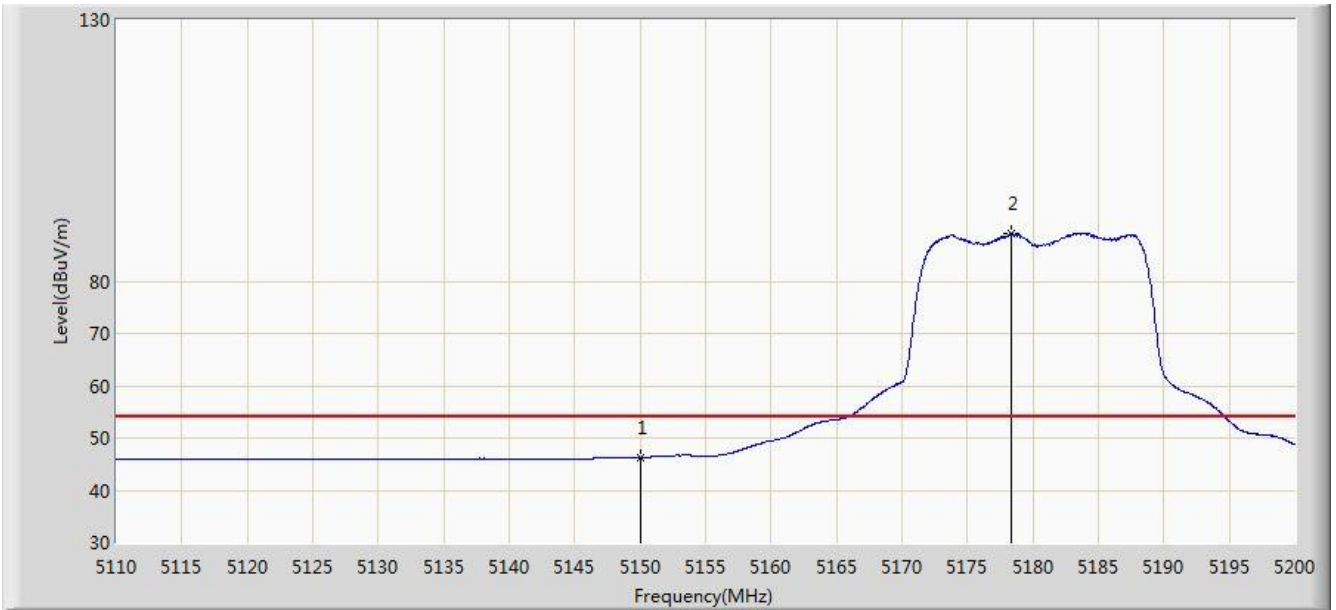


No	Flag	Mark	Frequency (MHz)	Measure Level (dBuV/m)	Reading Level (dBuV)	Margin (dB)	Limit (dBuV/m)	Factor (dB)	Type
1			5133.940	60.839	56.664	-13.161	74.000	4.175	PK
2			5150.000	59.188	55.019	-14.812	74.000	4.170	PK
3			5178.085	103.413	99.337	N/A	N/A	4.076	PK

Note: Measure Level (dB μ V/m) = Reading Level (dB μ V) + Factor (dB)

Factor (dB) = Cable Loss (dB) + Antenna Factor (dB/m) - Pre_Amplifier Gain (dB)

Site: AC1	Time: 2017/02/20 - 10:01
Limit: FCC_Part15.209_RE(3m)	Engineer: Kevin Ker
Probe: BBHA9120D_1GHz_18GHz	Polarity: Horizontal
EUT: US Wi-Fi AP 2x2 OD ext. antenna	Power: AC 120V/60Hz
Test Mode: Transmit by 802.11a at Channel 5180MHz Ant 1 + 2	



No	Flag	Mark	Frequency (MHz)	Measure Level (dBuV/m)	Reading Level (dBuV)	Margin (dB)	Limit (dBuV/m)	Factor (dB)	Type
1			5150.000	46.311	42.142	-7.689	54.000	4.170	AV
2			5178.355	89.208	85.133	N/A	N/A	4.074	AV

Note: Measure Level (dBuV/m) = Reading Level (dBuV) + Factor (dB)

Factor (dB) = Cable Loss (dB) + Antenna Factor (dB/m) - Pre_Amplifier Gain (dB)

Site: AC1	Time: 2017/02/20 - 09:57
Limit: FCC_Part15.209_RE(3m)	Engineer: Kevin Ker
Probe: BBHA9120D_1GHz_18GHz	Polarity: Vertical
EUT: US Wi-Fi AP 2x2 OD ext. antenna	Power: AC 120V/60Hz
Test Mode: Transmit by 802.11a at Channel 5180MHz Ant 1 + 2	



No	Flag	Mark	Frequency (MHz)	Measure Level (dBuV/m)	Reading Level (dBuV)	Margin (dB)	Limit (dBuV/m)	Factor (dB)	Type
1			5146.765	72.653	68.477	-1.347	74.000	4.176	PK
2			5150.000	67.864	63.695	-6.136	74.000	4.170	PK
3			5177.365	121.889	117.811	N/A	N/A	4.078	PK

Note: Measure Level (dB μ V/m) = Reading Level (dB μ V) + Factor (dB)

Factor (dB) = Cable Loss (dB) + Antenna Factor (dB/m) - Pre_Amplifier Gain (dB)

Site: AC1	Time: 2017/02/20 - 09:52
Limit: FCC_Part15.209_RE(3m)	Engineer: Kevin Ker
Probe: BBHA9120D_1GHz_18GHz	Polarity: Vertical
EUT: US Wi-Fi AP 2x2 OD ext. antenna	Power: AC 120V/60Hz
Test Mode: Transmit by 802.11a at Channel 5180MHz Ant 1 + 2	

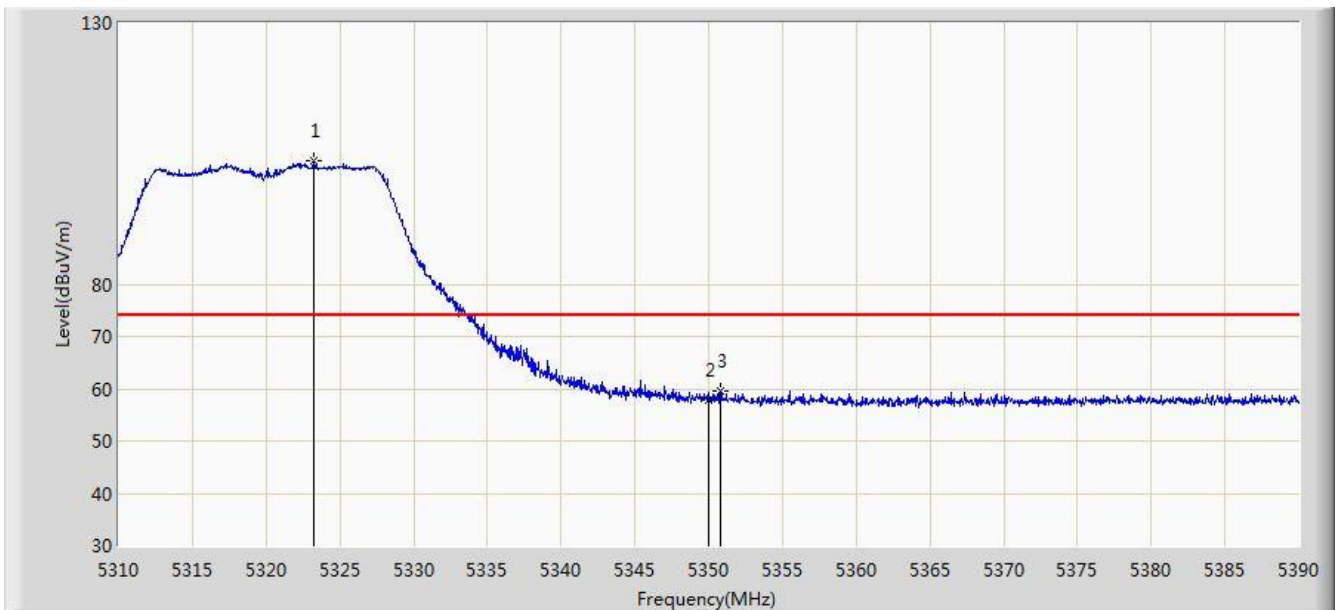


No	Flag	Mark	Frequency (MHz)	Measure Level (dBuV/m)	Reading Level (dBuV)	Margin (dB)	Limit (dBuV/m)	Factor (dB)	Type
1			5147.080	53.412	49.236	-0.588	54.000	4.176	AV
2			5150.000	53.450	49.281	-0.550	54.000	4.170	AV
3			5182.000	107.492	103.430	N/A	N/A	4.062	AV

Note: Measure Level (dB μ V/m) = Reading Level (dB μ V) + Factor (dB)

Factor (dB) = Cable Loss (dB) + Antenna Factor (dB/m) - Pre_Amplifier Gain (dB)

Site: AC1	Time: 2017/02/20 - 10:11
Limit: FCC_Part15.209_RE(3m)	Engineer: Kevin Ker
Probe: BBHA9120D_1GHz_18GHz	Polarity: Horizontal
EUT: US Wi-Fi AP 2x2 OD ext. antenna	Power: AC 120V/60Hz
Test Mode: Transmit by 802.11a at Channel 5320MHz Ant 1 + 2	

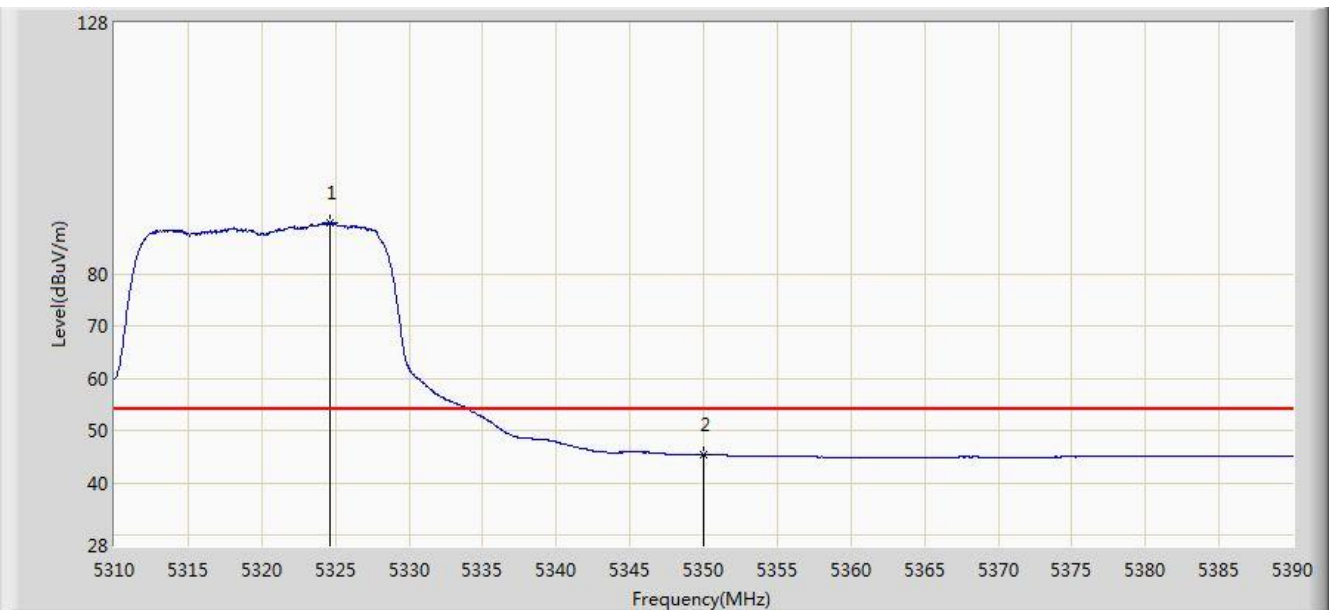


No	Flag	Mark	Frequency (MHz)	Measure Level (dBuV/m)	Reading Level (dBuV)	Margin (dB)	Limit (dBuV/m)	Factor (dB)	Type
1			5323.280	103.697	99.842	N/A	N/A	3.855	PK
2			5350.000	57.740	53.835	-16.260	74.000	3.904	PK
3			5350.760	59.654	55.748	-14.346	74.000	3.906	PK

Note: Measure Level (dB μ V/m) = Reading Level (dB μ V) + Factor (dB)

Factor (dB) = Cable Loss (dB) + Antenna Factor (dB/m) - Pre_Amplifier Gain (dB)

Site: AC1	Time: 2017/02/20 - 10:12
Limit: FCC_Part15.209_RE(3m)	Engineer: Kevin Ker
Probe: BBHA9120D_1GHz_18GHz	Polarity: Horizontal
EUT: US Wi-Fi AP 2x2 OD ext. antenna	Power: AC 120V/60Hz
Test Mode: Transmit by 802.11a at Channel 5320MHz Ant 1 + 2	



No	Flag	Mark	Frequency (MHz)	Measure Level (dBuV/m)	Reading Level (dBuV)	Margin (dB)	Limit (dBuV/m)	Factor (dB)	Type
1			5324.640	89.697	85.840	N/A	N/A	3.857	AV
2			5350.000	45.378	41.473	-8.622	54.000	3.904	AV

Note: Measure Level (dB μ V/m) = Reading Level (dB μ V) + Factor (dB)

Factor (dB) = Cable Loss (dB) + Antenna Factor (dB/m) - Pre_Amplifier Gain (dB)