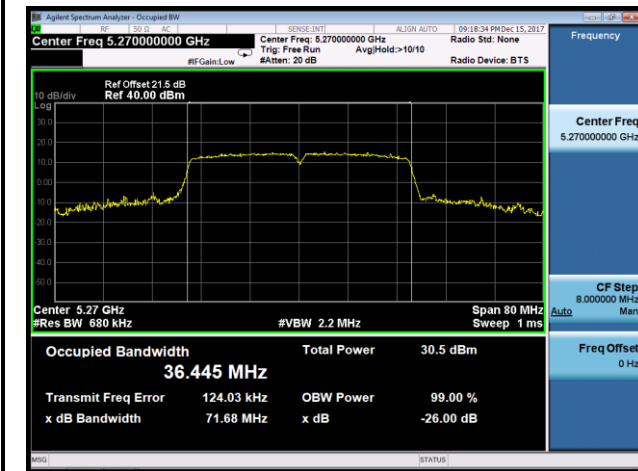
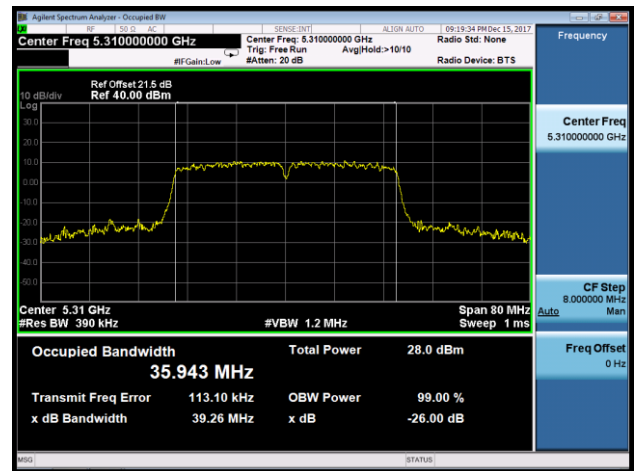


802.11n-HT40 26dB Bandwidth & 99% Bandwidth - Ant 1

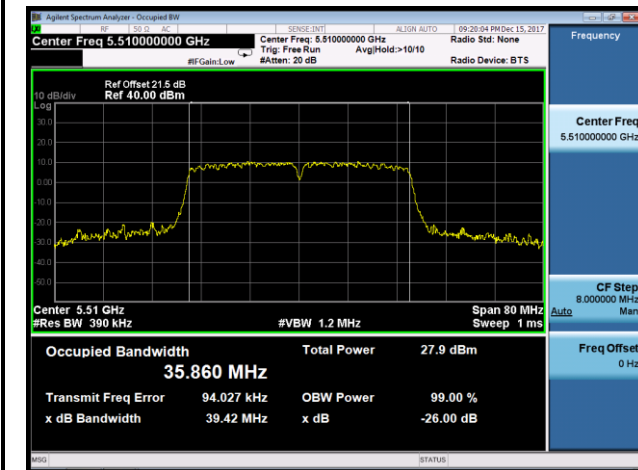
Channel 54 (5270MHz)



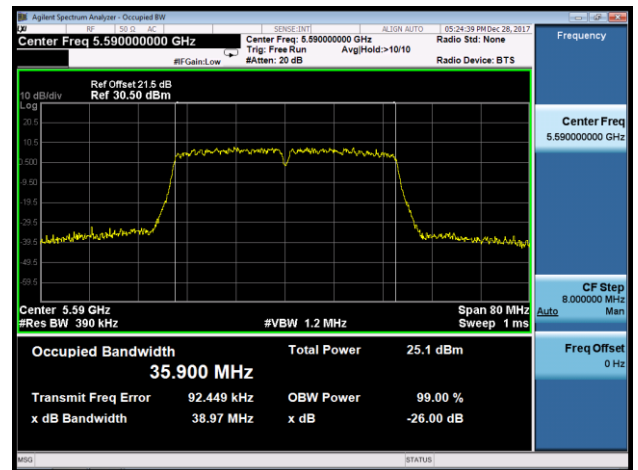
Channel 62 (5310MHz)



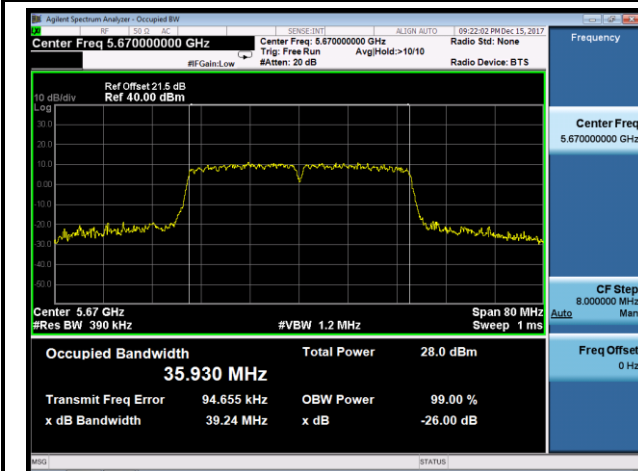
Channel 102 (5510MHz)



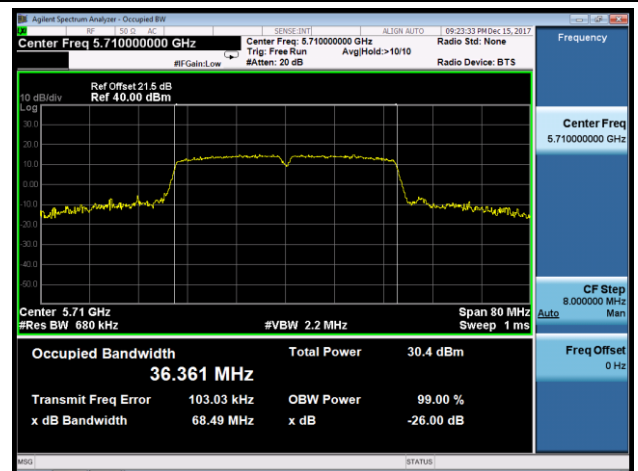
Channel 118 (5590MHz)



Channel 134 (5670MHz)

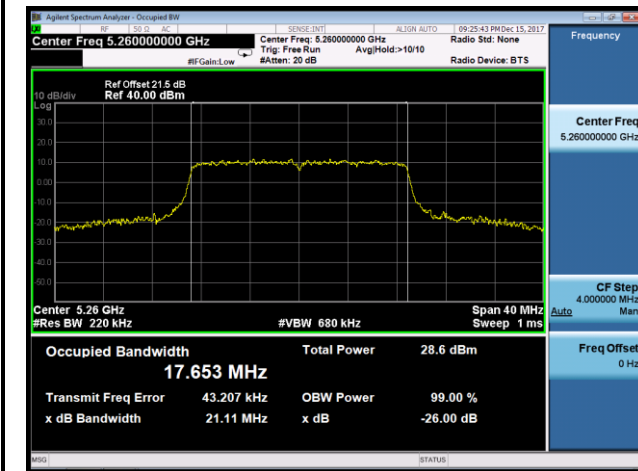


Channel 142 (5710MHz)

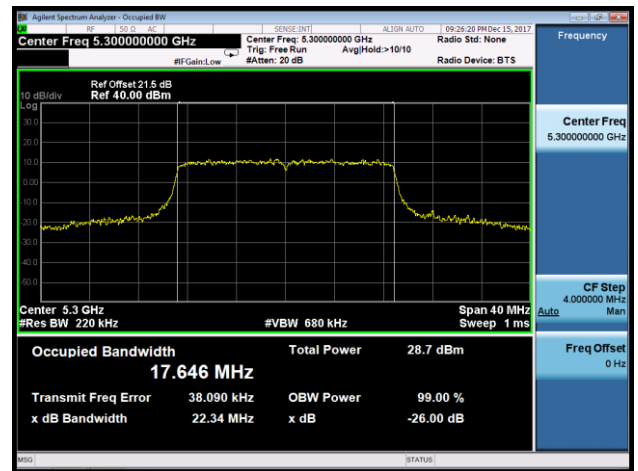


802.11ac-VHT20 26dB Bandwidth & 99% Bandwidth - Ant 1

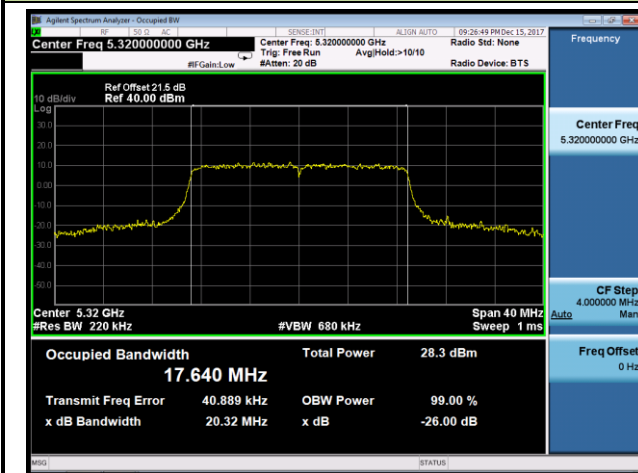
Channel 52 (5260MHz)



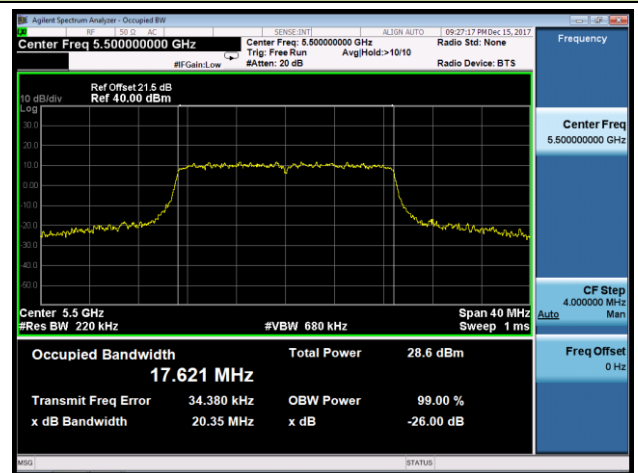
Channel 60 (5300MHz)



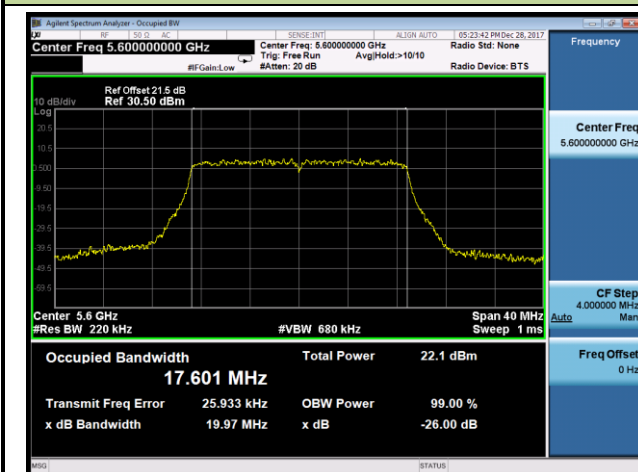
Channel 64 (5320MHz)



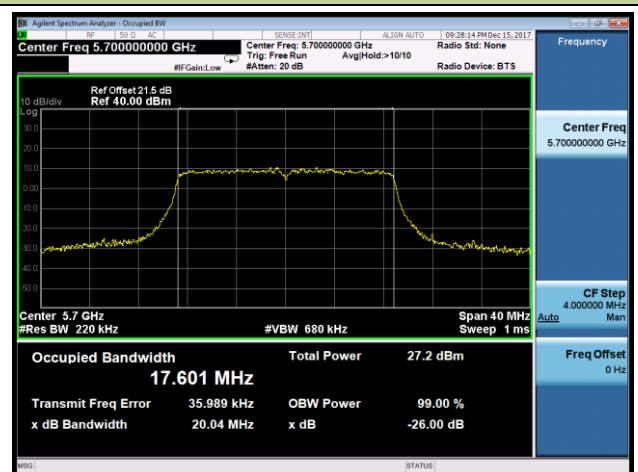
Channel 100 (5500MHz)

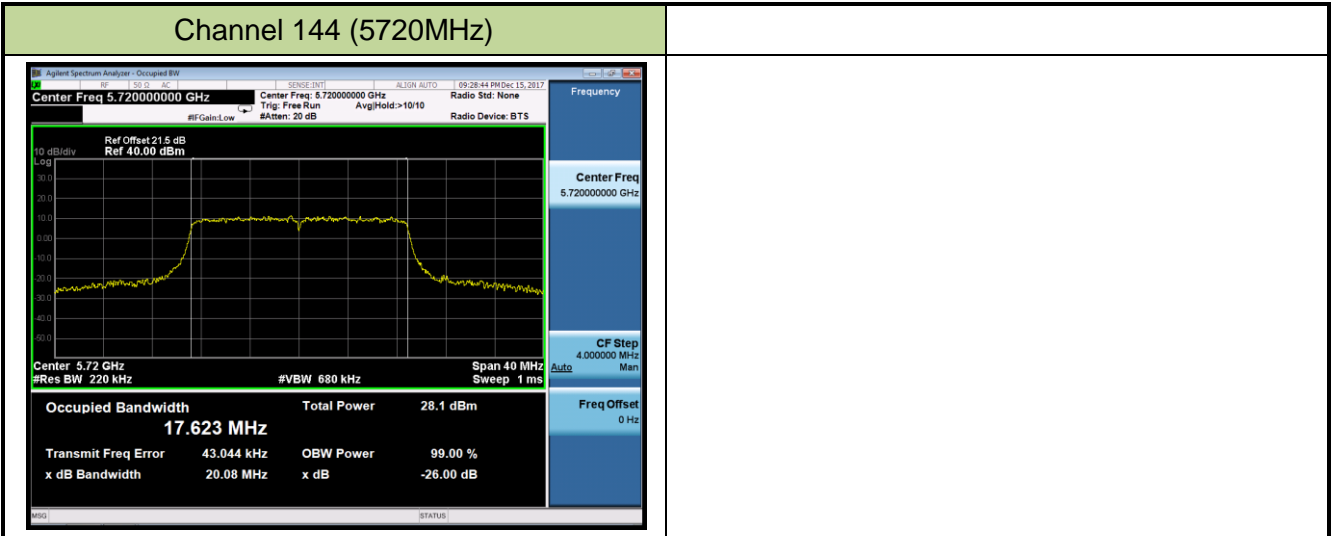


Channel 120 (5600MHz)



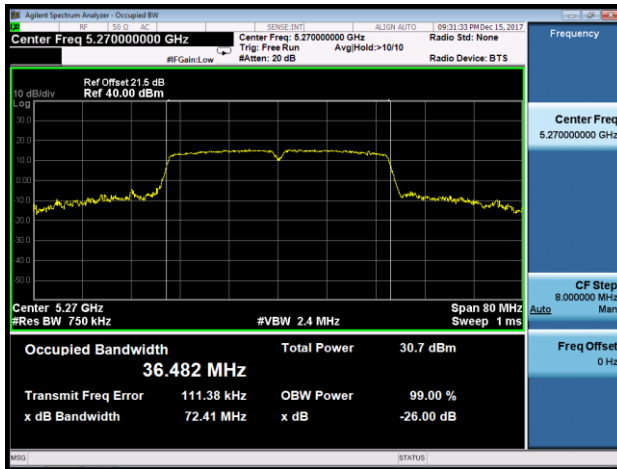
Channel 140 (5700MHz)



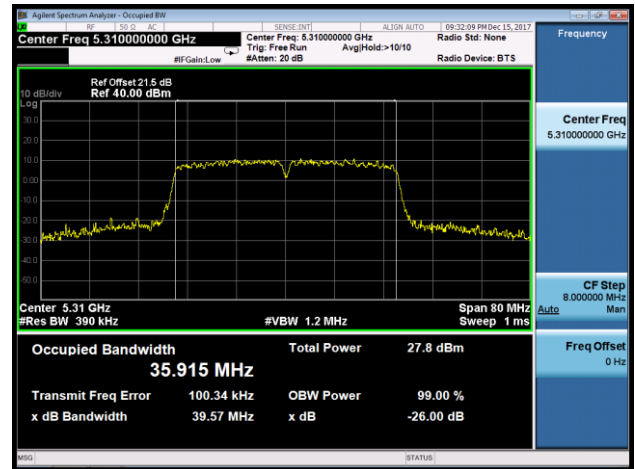


802.11ac-VHT40 26dB Bandwidth & 99% Bandwidth - Ant 1

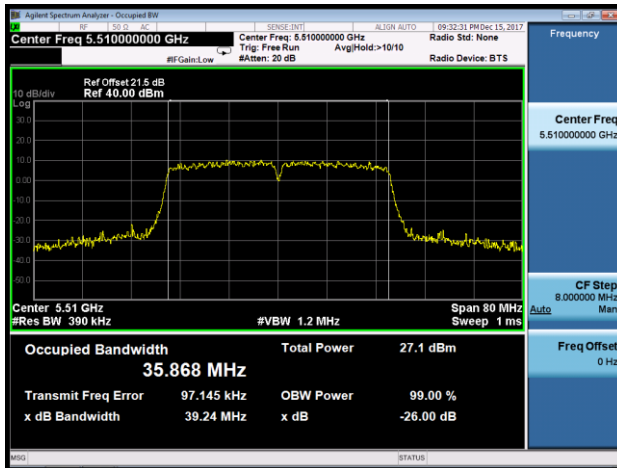
Channel 54 (5270MHz)



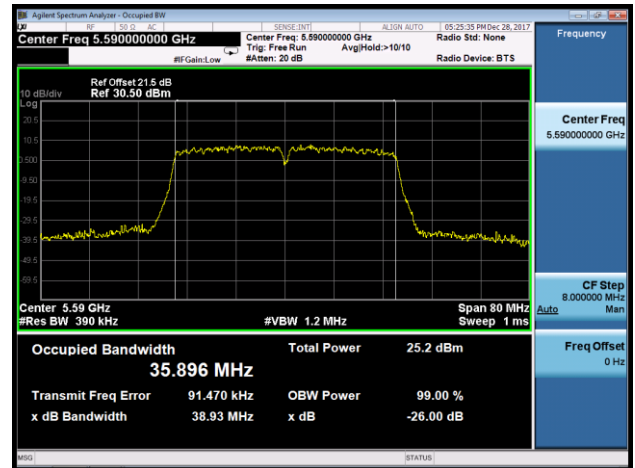
Channel 62 (5310MHz)



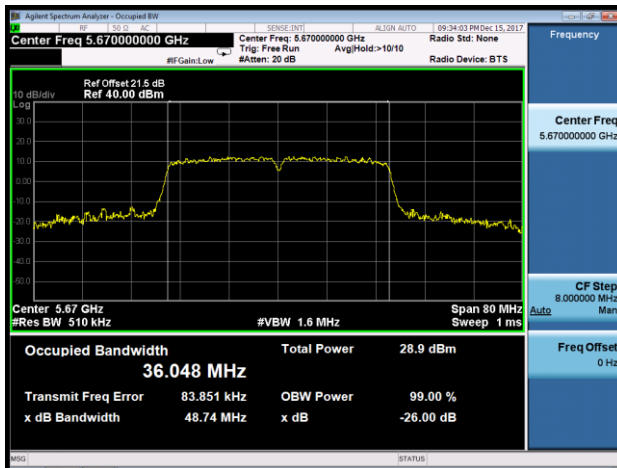
Channel 102 (5510MHz)



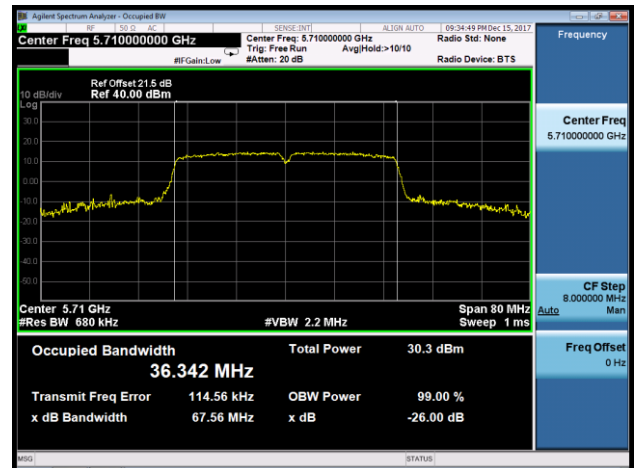
Channel 118 (5590MHz)



Channel 134 (5670MHz)

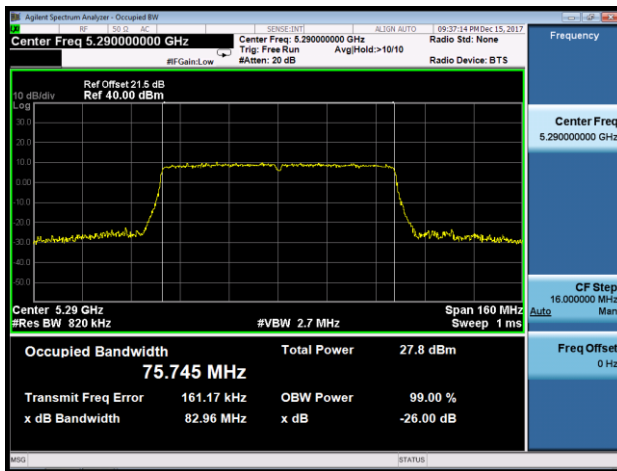


Channel 142 (5710MHz)

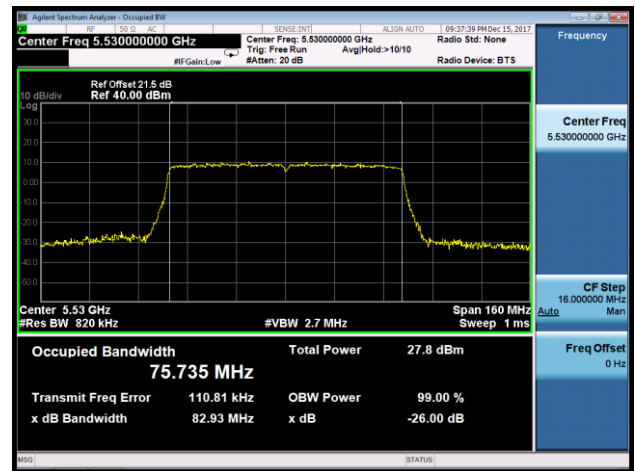


802.11ac-VHT80 26dB Bandwidth & 99% Bandwidth - Ant 1

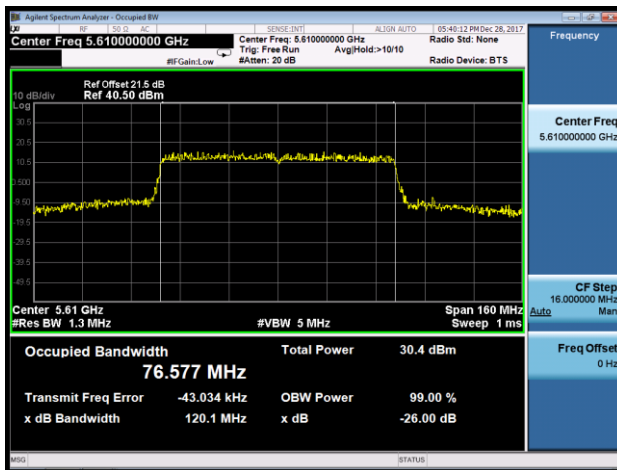
Channel 58 (5290MHz)



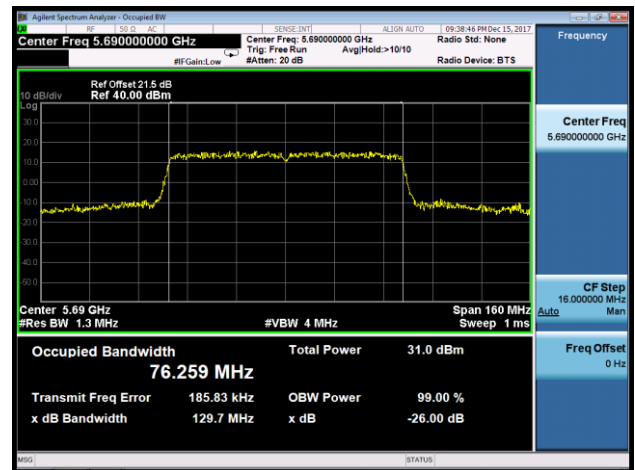
Channel 106 (5530MHz)



Channel 122 (5610MHz)



Channel 138 (5690MHz)



7.3. 6dB Bandwidth Measurement

7.3.1. Test Limit

The minimum 6dB bandwidth shall be at least 500 kHz.

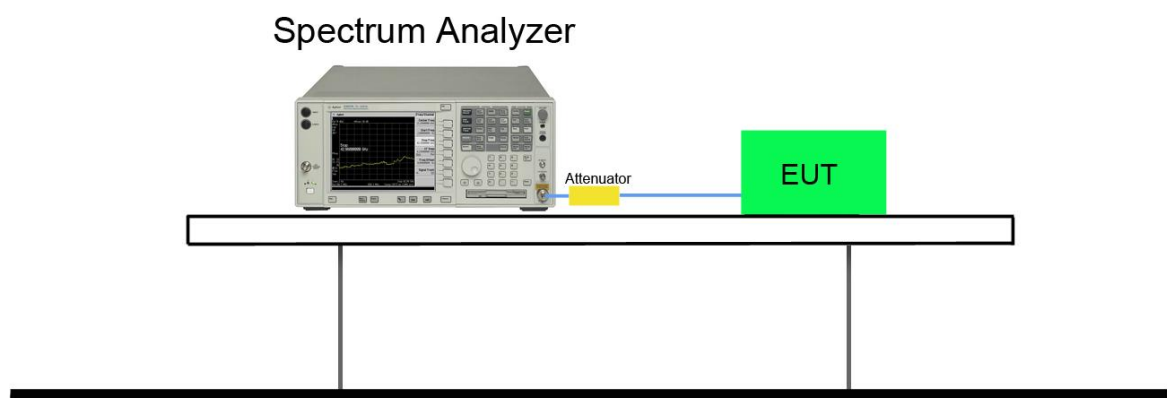
7.3.2. Test Procedure used

KDB 789033 D02v02r01–Section C.2

7.3.3. Test Setting

1. Set center frequency to the nominal EUT channel center frequency.
2. RBW = 100 kHz.
3. VBW $\geq 3 \times$ RBW.
4. Detector = Peak.
5. Trace mode = max hold.
6. Sweep = auto couple.
7. Allow the trace to stabilize.
8. Measure the maximum width of the emission that is constrained by the frequencies associated with the two outermost amplitude points (upper and lower frequencies) that are attenuated by 6 dB relative to the maximum level measured in the fundamental emission.

7.3.4. Test Setup



7.3.5. Test Result

Please refer to MRT test report “1712TW0105-U2” section 7.3.

7.4. Output Power Measurement

7.4.1. Test Limit

For the 5.25-5.35 GHz and 5.47-5.725 GHz bands, the maximum conducted output power over the frequency bands of operation shall not exceed the lesser of 250 mW (23.98dBm) or 11dBm +10 log (26dB BW).

If transmitting antennas of directional gain greater than 6dBi are used, the maximum conducted output power shall be reduced by the amount in dB that the directional gain of the antenna exceeds 6dBi.

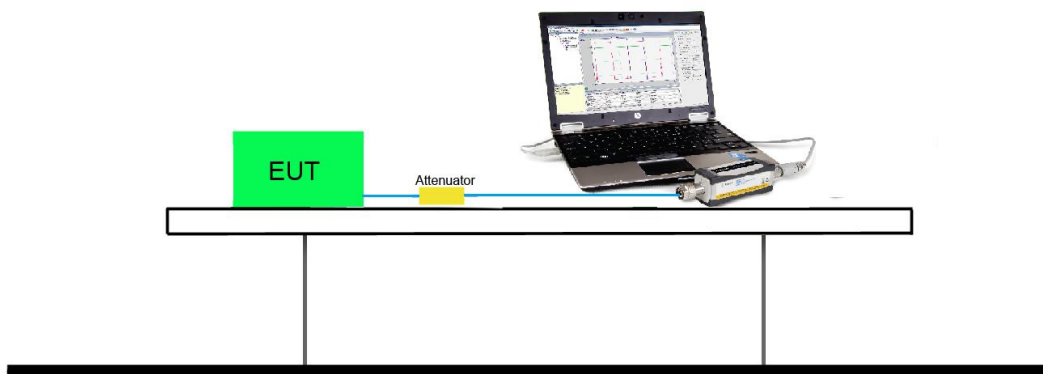
7.4.2. Test Procedure Used

KDB 789033D02v01r04- Section E)3)b) Method PM-G

7.4.3. Test Setting

Average power measurements were performed only when the EUT was transmitting at its maximum power control level using a broadband power meter with a pulse sensor. The power meter implemented triggering and gating capabilities which were set up such that power measurements were recorded only during the ON time of the transmitter.

7.4.4. Test Setup



**7.4.5. Test Result**

Product Name	AC220m Wi-Fi module ID US	Temperature	24°C
Test Engineer	Kevin Ker	Relative Humidity	59%
Test Site	SR2	Test Date	2012/12/11
Test Item	Output Power		

Test Mode	Data Rate/ MCS	Channel No.	Freq. (MHz)	Average Power (dBm)	Power Limit (dBm)	Result
Ant 0						
11a	6Mbps	52	5260	21.63	≤ 23.98	Pass
11a	6Mbps	60	5300	21.28	≤ 23.98	Pass
11a	6Mbps	64	5320	21.03	≤ 23.98	Pass
11a	6Mbps	100	5500	21.31	≤ 23.98	Pass
11a	6Mbps	120	5600	21.21	≤ 23.98	Pass
11a	6Mbps	140	5700	20.35	≤ 23.98	Pass
11a	6Mbps	144	5720	22.07	≤ 23.98	Pass
11n-HT20	MCS0	52	5260	21.72	≤ 23.98	Pass
11n-HT20	MCS0	60	5300	21.85	≤ 23.98	Pass
11n-HT20	MCS0	64	5320	22.06	≤ 23.98	Pass
11n-HT20	MCS0	100	5500	21.87	≤ 23.98	Pass
11n-HT20	MCS0	120	5600	21.73	≤ 23.98	Pass
11n-HT20	MCS0	140	5700	20.41	≤ 23.98	Pass
11n-HT20	MCS0	144	5720	21.54	≤ 23.98	Pass
11n-HT40	MCS0	54	5270	23.81	≤ 23.98	Pass
11n-HT40	MCS0	62	5310	20.59	≤ 23.98	Pass
11n-HT40	MCS0	102	5510	19.64	≤ 23.98	Pass
11n-HT40	MCS0	110	5590	23.48	≤ 23.98	Pass
11n-HT40	MCS0	134	5670	21.75	≤ 23.98	Pass
11n-HT40	MCS0	142	5710	23.45	≤ 23.98	Pass
11ac-VHT20	MCS0	52	5260	22.44	≤ 23.98	Pass
11ac-VHT20	MCS0	60	5300	21.88	≤ 23.98	Pass
11ac-VHT20	MCS0	64	5320	21.67	≤ 23.98	Pass
11ac-VHT20	MCS0	100	5500	21.96	≤ 23.98	Pass
11ac-VHT20	MCS0	120	5600	21.86	≤ 23.98	Pass
11ac-VHT20	MCS0	140	5700	21.24	≤ 23.98	Pass
11ac-VHT20	MCS0	144	5720	22.31	≤ 23.98	Pass

Test Mode	Data Rate/ MCS	Channel No.	Freq. (MHz)	Average Power (dBm)	Power Limit (dBm)	Result
Ant 0						
11ac-VHT40	MCS0	54	5270	23.65	≤ 23.98	Pass
11ac-VHT40	MCS0	62	5310	20.59	≤ 23.98	Pass
11ac-VHT40	MCS0	102	5510	19.65	≤ 23.98	Pass
11ac-VHT40	MCS0	110	5590	23.32	≤ 23.98	Pass
11ac-VHT40	MCS0	134	5670	21.30	≤ 23.98	Pass
11ac-VHT40	MCS0	142	5710	23.38	≤ 23.98	Pass
11ac-VHT80	MCS0	58	5290	20.27	≤ 23.98	Pass
11ac-VHT80	MCS0	106	5530	19.36	≤ 23.98	Pass
11ac-VHT80	MCS0	122	5610	23.43	≤ 23.98	Pass
11ac-VHT80	MCS0	138	5690	23.31	≤ 23.98	Pass

Test Mode	Data Rate/ MCS	Channel No.	Freq. (MHz)	Average Power (dBm)	Power Limit (dBm)	Result
Ant 1						
11a	6Mbps	52	5260	21.79	≤ 23.81	Pass
11a	6Mbps	60	5300	21.78	≤ 23.81	Pass
11a	6Mbps	64	5320	21.91	≤ 23.81	Pass
11a	6Mbps	100	5500	21.18	≤ 23.98	Pass
11a	6Mbps	120	5600	21.38	≤ 23.98	Pass
11a	6Mbps	140	5700	21.06	≤ 23.98	Pass
11a	6Mbps	144	5720	21.96	≤ 23.98	Pass
11n-HT20	MCS0	52	5260	21.39	≤ 23.81	Pass
11n-HT20	MCS0	60	5300	21.40	≤ 23.81	Pass
11n-HT20	MCS0	64	5320	21.38	≤ 23.81	Pass
11n-HT20	MCS0	100	5500	21.72	≤ 23.98	Pass
11n-HT20	MCS0	120	5600	21.29	≤ 23.98	Pass
11n-HT20	MCS0	140	5700	21.06	≤ 23.98	Pass
11n-HT20	MCS0	144	5720	21.54	≤ 23.98	Pass
11n-HT40	MCS0	54	5270	23.36	≤ 23.81	Pass
11n-HT40	MCS0	62	5310	21.09	≤ 23.81	Pass
11n-HT40	MCS0	102	5510	20.37	≤ 23.98	Pass
11n-HT40	MCS0	110	5590	23.35	≤ 23.98	Pass
11n-HT40	MCS0	134	5670	21.62	≤ 23.98	Pass
11n-HT40	MCS0	142	5710	23.51	≤ 23.98	Pass
11ac-VHT20	MCS0	52	5260	21.42	≤ 23.81	Pass
11ac-VHT20	MCS0	60	5300	21.37	≤ 23.81	Pass
11ac-VHT20	MCS0	64	5320	21.46	≤ 23.81	Pass
11ac-VHT20	MCS0	100	5500	21.73	≤ 23.98	Pass
11ac-VHT20	MCS0	120	5600	21.52	≤ 23.98	Pass
11ac-VHT20	MCS0	140	5700	21.10	≤ 23.98	Pass
11ac-VHT20	MCS0	144	5720	22.08	≤ 23.98	Pass

Test Mode	Data Rate/ MCS	Channel No.	Freq. (MHz)	Average Power (dBm)	Power Limit (dBm)	Result
Ant 1						
11ac-VHT40	MCS0	54	5270	23.32	≤ 23.81	Pass
11ac-VHT40	MCS0	62	5310	21.08	≤ 23.81	Pass
11ac-VHT40	MCS0	102	5510	20.05	≤ 23.98	Pass
11ac-VHT40	MCS0	110	5590	23.35	≤ 23.98	Pass
11ac-VHT40	MCS0	134	5670	22.15	≤ 23.98	Pass
11ac-VHT40	MCS0	142	5710	23.52	≤ 23.98	Pass
11ac-VHT80	MCS0	58	5290	20.37	≤ 23.81	Pass
11ac-VHT80	MCS0	106	5530	19.78	≤ 23.98	Pass
11ac-VHT80	MCS0	122	5610	23.62	≤ 23.98	Pass
11ac-VHT80	MCS0	138	5690	23.67	≤ 23.98	Pass



Test Mode	Data Rate/ MCS	Channel No.	Freq. (MHz)	Ant1 Average Power (dBm)	Ant2 Average Power (dBm)	Total Average Power (dBm)	Power Limit (dBm)	Result
Ant 0 + 1 (CDD Mode)								
11a	6Mbps	52	5260	15.24	15.63	18.45	≤ 23.81	Pass
11a	6Mbps	60	5300	15.27	15.67	18.48	≤ 23.81	Pass
11a	6Mbps	64	5320	15.73	16.14	18.95	≤ 23.81	Pass
11a	6Mbps	100	5500	15.78	15.89	18.85	≤ 23.98	Pass
11a	6Mbps	120	5600	15.66	15.84	18.76	≤ 23.98	Pass
11a	6Mbps	140	5700	16.25	17.26	19.79	≤ 23.98	Pass
11a	6Mbps	144	5720	15.89	16.62	19.28	≤ 23.98	Pass
11n-HT20	MCS0	52	5260	15.38	15.62	18.51	≤ 23.81	Pass
11n-HT20	MCS0	60	5300	15.83	16.14	19.00	≤ 23.81	Pass
11n-HT20	MCS0	64	5320	15.54	15.84	18.70	≤ 23.81	Pass
11n-HT20	MCS0	100	5500	15.89	15.95	18.93	≤ 23.98	Pass
11n-HT20	MCS0	120	5600	15.83	16.05	18.95	≤ 23.98	Pass
11n-HT20	MCS0	140	5700	16.38	16.89	19.65	≤ 23.98	Pass
11n-HT20	MCS0	144	5720	15.87	16.24	19.07	≤ 23.98	Pass
11n-HT40	MCS0	54	5270	17.75	17.55	20.66	≤ 23.81	Pass
11n-HT40	MCS0	62	5310	17.25	17.31	20.29	≤ 23.81	Pass
11n-HT40	MCS0	102	5510	18.05	17.95	21.01	≤ 23.98	Pass
11n-HT40	MCS0	118	5590	17.79	17.82	20.82	≤ 23.98	Pass
11n-HT40	MCS0	134	5670	17.74	18.06	20.91	≤ 23.98	Pass
11n-HT40	MCS0	142	5710	17.46	18.17	20.84	≤ 23.98	Pass
11ac-VHT20	MCS0	52	5260	15.87	15.89	18.89	≤ 23.81	Pass
11ac-VHT20	MCS0	60	5300	15.73	15.69	18.72	≤ 23.81	Pass
11ac-VHT20	MCS0	64	5320	15.42	15.77	18.61	≤ 23.81	Pass
11ac-VHT20	MCS0	100	5500	15.90	15.95	18.94	≤ 23.98	Pass
11ac-VHT20	MCS0	120	5600	15.91	15.73	18.83	≤ 23.98	Pass
11ac-VHT20	MCS0	140	5700	15.94	16.67	19.33	≤ 23.98	Pass
11ac-VHT20	MCS0	144	5720	15.88	16.68	19.31	≤ 23.98	Pass

Test Mode	Data Rate/ MCS	Channel No.	Freq. (MHz)	Ant1 Average Power (dBm)	Ant2 Average Power (dBm)	Total Average Power (dBm)	Power Limit (dBm)	Result
Ant 0 + 1 (CDD Mode)								
11ac-VHT40	MCS0	54	5270	17.77	17.51	20.65	≤ 23.81	Pass
11ac-VHT40	MCS0	62	5310	17.24	17.26	20.26	≤ 23.81	Pass
11ac-VHT40	MCS0	102	5510	18.08	18.02	21.06	≤ 23.98	Pass
11ac-VHT40	MCS0	118	5590	18.02	18.06	21.05	≤ 23.98	Pass
11ac-VHT40	MCS0	134	5670	17.68	18.16	20.94	≤ 23.98	Pass
11ac-VHT40	MCS0	142	5710	17.48	18.32	20.93	≤ 23.98	Pass
11ac-VHT80	MCS0	58	5290	17.37	17.42	20.41	≤ 23.81	Pass
11ac-VHT80	MCS0	106	5530	17.35	17.27	20.32	≤ 23.98	Pass
11ac-VHT80	MCS0	122	5610	18.05	18.35	21.21	≤ 23.98	Pass
11ac-VHT80	MCS0	138	5690	17.87	17.36	20.63	≤ 23.98	Pass

Note: The Total Average Power (dBm) = $10 \cdot \log\{10^{(\text{Ant 1 Average Power} / 10)} + 10^{(\text{Ant 2 Average Power} / 10)}\}$.



Test Mode	Data Rate/ MCS	Channel No.	Freq. (MHz)	Ant1 Average Power (dBm)	Ant2 Average Power (dBm)	Total Average Power (dBm)	Power Limit (dBm)	Result
Ant 0 + 1 (Beam-forming Mode)								
11n-HT20	MCS0	52	5260	15.94	16.16	19.06	≤ 21.41	Pass
11n-HT20	MCS0	60	5300	15.95	16.37	19.18	≤ 21.41	Pass
11n-HT20	MCS0	64	5320	15.75	16.16	18.97	≤ 21.41	Pass
11n-HT20	MCS0	100	5500	15.89	15.95	18.93	≤ 21.57	Pass
11n-HT20	MCS0	120	5600	15.83	16.05	18.95	≤ 21.57	Pass
11n-HT20	MCS0	140	5700	16.38	16.89	19.65	≤ 21.57	Pass
11n-HT20	MCS0	144	5720	15.87	16.24	19.07	≤ 21.57	Pass
11n-HT40	MCS0	54	5270	17.95	17.65	20.81	≤ 21.41	Pass
11n-HT40	MCS0	62	5310	17.85	17.69	20.78	≤ 21.41	Pass
11n-HT40	MCS0	102	5510	18.32	17.96	21.15	≤ 21.57	Pass
11n-HT40	MCS0	118	5590	18.29	18.06	21.19	≤ 21.57	Pass
11n-HT40	MCS0	134	5670	18.06	18.23	21.16	≤ 21.57	Pass
11n-HT40	MCS0	142	5710	17.72	18.23	20.99	≤ 21.57	Pass
11ac-VHT20	MCS0	52	5260	16.11	16.11	19.12	≤ 21.41	Pass
11ac-VHT20	MCS0	60	5300	16.08	15.98	19.04	≤ 21.41	Pass
11ac-VHT20	MCS0	64	5320	15.59	16.19	18.91	≤ 21.41	Pass
11ac-VHT20	MCS0	100	5500	15.90	15.95	18.94	≤ 21.57	Pass
11ac-VHT20	MCS0	120	5600	15.91	15.73	18.83	≤ 21.57	Pass
11ac-VHT20	MCS0	140	5700	15.94	16.67	19.33	≤ 21.57	Pass
11ac-VHT20	MCS0	144	5720	15.88	16.68	19.31	≤ 21.57	Pass
11ac-VHT40	MCS0	54	5270	17.92	17.72	20.83	≤ 21.41	Pass
11ac-VHT40	MCS0	62	5310	17.95	17.70	20.84	≤ 21.41	Pass
11ac-VHT40	MCS0	102	5510	18.34	17.98	21.17	≤ 21.57	Pass
11ac-VHT40	MCS0	118	5590	18.29	18.08	21.20	≤ 21.57	Pass
11ac-VHT40	MCS0	134	5670	18.09	18.21	21.16	≤ 21.57	Pass
11ac-VHT40	MCS0	142	5710	17.78	18.26	21.04	≤ 21.57	Pass
11ac-VHT80	MCS0	58	5290	18.03	17.89	20.97	≤ 21.41	Pass
11ac-VHT80	MCS0	106	5530	17.99	17.72	20.87	≤ 21.57	Pass
11ac-VHT80	MCS0	122	5610	17.96	17.85	20.92	≤ 21.57	Pass
11ac-VHT80	MCS0	138	5690	17.79	17.93	20.87	≤ 21.57	Pass

Note: The Total Average Power (dBm) = $10 \cdot \log\{10^{(\text{Ant 1 Average Power} / 10)} + 10^{(\text{Ant 2 Average Power} / 10)}\}$.

7.5. Transmit Power Control

7.5.1. Test Limit

The U-NII device is required to have the capability to operate at least 6 dB below the mean EIRP value of 30 dBm.

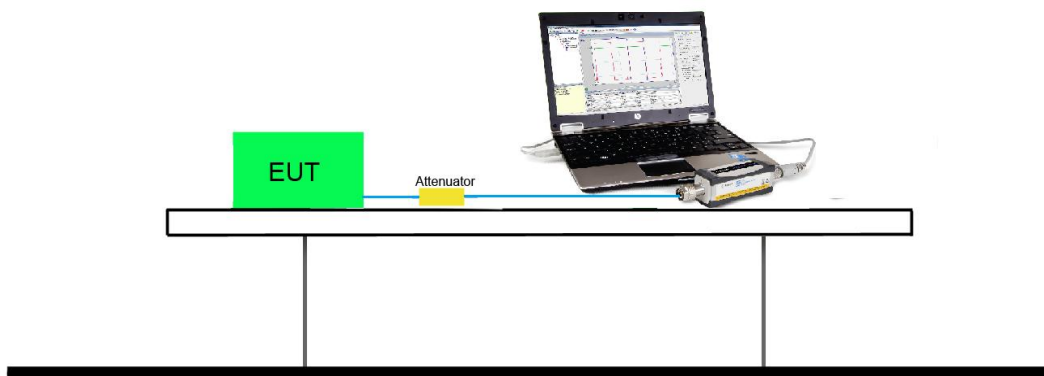
7.5.2. Test Procedure Used

ANSI C63.10-2013 - Section 12.2

7.5.3. Test Setting

Average power measurements were performed only when the EUT was transmitting at its maximum power control level using a broadband power meter with a pulse sensor. The power meter implemented triggering and gating capabilities which were set up such that power measurements were recorded only during the ON time of the transmitter. The trace was averaged over 100 traces to obtain the final measured average power.

7.5.4. Test Setup



7.5.5. Test Result

Product	AC220m Wi-Fi module ID US	Temperature	22°C
Test Engineer	Peter Xu	Relative Humidity	54%
Test Site	TR3	Test Date	2017/12/04
Test Item	Transmit Power Control		

Test Mode	Data Rate /MCS	Channel No.	Freq. (MHz)	TPC Power (dBm)		EIRP TPC Power (dBm)		Limit (dBm)	Result
				Ant 0	Ant 1	Ant 0	Ant 1		
11a	6Mbps	52	5260	18.53	17.14	23.44	23.31	≤ 24.00	Pass
11a	6Mbps	60	5300	18.39	17.26	23.30	23.43	≤ 24.00	Pass
11a	6Mbps	64	5320	18.35	17.31	23.26	23.48	≤ 24.00	Pass
11a	6Mbps	100	5500	18.00	17.71	23.23	23.28	≤ 24.00	Pass
11a	6Mbps	120	5600	17.93	17.93	23.16	23.16	≤ 24.00	Pass
11a	6Mbps	140	5700	17.85	17.92	23.08	23.49	≤ 24.00	Pass
11a	6Mbps	144	5720	17.81	17.76	23.04	23.33	≤ 24.00	Pass
11n-HT20	MCS0	52	5260	18.55	17.28	23.46	23.45	≤ 24.00	Pass
11n-HT20	MCS0	60	5300	18.45	17.51	23.36	23.68	≤ 24.00	Pass
11n-HT20	MCS0	64	5320	18.42	17.52	23.33	23.69	≤ 24.00	Pass
11n-HT20	MCS0	100	5500	17.72	17.66	22.95	23.23	≤ 24.00	Pass
11n-HT20	MCS0	120	5600	17.90	17.64	23.13	23.20	≤ 24.00	Pass
11n-HT20	MCS0	140	5700	17.90	17.43	23.13	23.00	≤ 24.00	Pass
11n-HT20	MCS0	144	5720	17.80	17.59	23.03	23.16	≤ 24.00	Pass
11n-HT40	MCS0	54	5270	18.53	17.32	23.44	23.49	≤ 24.00	Pass
11n-HT40	MCS0	62	5310	17.70	17.05	22.61	23.22	≤ 24.00	Pass
11n-HT40	MCS0	102	5510	18.08	17.56	23.31	23.13	≤ 24.00	Pass
11n-HT40	MCS0	118	5590	18.50	17.44	23.73	23.01	≤ 24.00	Pass
11n-HT40	MCS0	134	5670	17.82	17.67	23.05	23.24	≤ 24.00	Pass
11n-HT40	MCS0	142	5710	18.37	17.51	23.60	23.08	≤ 24.00	Pass

Test Mode	Data Rate /MCS	Channel No.	Freq. (MHz)	TPC Power (dBm)		EIRP TPC Power (dBm)		Limit (dBm)	Result
				Ant 0	Ant 1	Ant 0	Ant 1		
11ac-VHT20	MCS0	52	5260	18.00	16.98	22.91	23.15	≤ 24.00	Pass
11ac-VHT20	MCS0	60	5300	18.16	17.11	23.07	23.28	≤ 24.00	Pass
11ac-VHT20	MCS0	64	5320	18.02	17.65	22.93	23.82	≤ 24.00	Pass
11ac-VHT20	MCS0	100	5500	17.76	17.63	22.99	23.20	≤ 24.00	Pass
11ac-VHT20	MCS0	120	5600	17.80	17.61	23.23	23.18	≤ 24.00	Pass
11ac-VHT20	MCS0	140	5700	17.80	17.55	23.03	23.12	≤ 24.00	Pass
11ac-VHT20	MCS0	144	5720	17.78	17.80	23.01	23.37	≤ 24.00	Pass
11ac-VHT40	MCS0	54	5270	18.22	17.40	23.13	23.57	≤ 24.00	Pass
11ac-VHT40	MCS0	62	5310	18.41	17.21	23.32	23.38	≤ 24.00	Pass
11ac-VHT40	MCS0	102	5510	18.42	17.56	23.65	23.13	≤ 24.00	Pass
11ac-VHT40	MCS0	118	5590	18.13	17.30	23.36	22.87	≤ 24.00	Pass
11ac-VHT40	MCS0	134	5670	18.56	18.07	23.79	23.64	≤ 24.00	Pass
11ac-VHT40	MCS0	142	5710	18.26	17.41	23.49	22.98	≤ 24.00	Pass
11ac-VHT80	MCS0	58	5290	18.93	16.85	23.84	23.02	≤ 24.00	Pass
11ac-VHT80	MCS0	106	5530	18.15	17.64	23.38	23.21	≤ 24.00	Pass
11ac-VHT80	MCS0	138	5690	18.53	18.07	23.76	23.64	≤ 24.00	Pass

Note: EIRP TPC Power (dBm) = TPC Power (dBm) + Antenna Gain (dBi).



Test Mode	Data Rate /MCS	Channel No.	Freq. (MHz)	Ant 0 TPC Power (dBm)	Ant 1 TPC Power (dBm)	Total EIRP TPC Power (dBm)	Limit (dBm)	Result
Ant 0 + 1 (CDD Mode)								
11a	6Mbps	52	5260	14.66	15.26	23.61	≤ 24.00	Pass
11a	6Mbps	60	5300	14.68	14.72	23.30	≤ 24.00	Pass
11a	6Mbps	64	5320	14.87	14.83	23.44	≤ 24.00	Pass
11a	6Mbps	100	5500	15.19	15.08	23.55	≤ 24.00	Pass
11a	6Mbps	120	5600	14.54	15.07	23.39	≤ 24.00	Pass
11a	6Mbps	140	5700	14.64	15.12	23.31	≤ 24.00	Pass
11a	6Mbps	144	5720	15.15	15.55	23.78	≤ 24.00	Pass
11n-HT20	MCS0	52	5260	14.57	15.75	23.88	≤ 24.00	Pass
11n-HT20	MCS0	60	5300	15.11	14.72	23.49	≤ 24.00	Pass
11n-HT20	MCS0	64	5320	14.43	14.81	23.25	≤ 24.00	Pass
11n-HT20	MCS0	100	5500	14.59	15.40	23.44	≤ 24.00	Pass
11n-HT20	MCS0	120	5600	15.03	15.38	23.79	≤ 24.00	Pass
11n-HT20	MCS0	140	5700	14.61	14.87	23.16	≤ 24.00	Pass
11n-HT20	MCS0	144	5720	15.35	15.06	23.62	≤ 24.00	Pass
11n-HT40	MCS0	54	5270	14.64	14.51	23.16	≤ 24.00	Pass
11n-HT40	MCS0	62	5310	14.45	14.96	23.34	≤ 24.00	Pass
11n-HT40	MCS0	102	5510	14.85	14.72	23.20	≤ 24.00	Pass
11n-HT40	MCS0	118	5590	15.36	14.97	23.58	≤ 24.00	Pass
11n-HT40	MCS0	134	5670	15.18	15.53	23.78	≤ 24.00	Pass
11n-HT40	MCS0	142	5710	14.68	15.02	23.27	≤ 24.00	Pass
11ac-VHT20	MCS0	52	5260	14.15	14.91	23.20	≤ 24.00	Pass
11ac-VHT20	MCS0	60	5300	14.77	15.10	23.56	≤ 24.00	Pass
11ac-VHT20	MCS0	64	5320	14.93	14.76	23.43	≤ 24.00	Pass
11ac-VHT20	MCS0	100	5500	15.60	15.25	23.84	≤ 24.00	Pass
11ac-VHT20	MCS0	120	5600	14.61	15.48	23.50	≤ 24.00	Pass
11ac-VHT20	MCS0	140	5700	14.50	15.22	23.30	≤ 24.00	Pass
11ac-VHT20	MCS0	144	5720	14.57	15.16	23.30	≤ 24.00	Pass

Test Mode	Data Rate /MCS	Channel No.	Freq. (MHz)	Ant 0 TPC Power (dBm)	Ant 1 TPC Power (dBm)	Total EIRP TPC Power (dBm)	Limit (dBm)	Result
Ant 0 + 1 (CDD Mode)								
11ac-VHT40	MCS0	54	5270	14.75	14.95	23.46	≤ 24.00	Pass
11ac-VHT40	MCS0	62	5310	14.48	15.19	23.50	≤ 24.00	Pass
11ac-VHT40	MCS0	102	5510	14.94	15.27	23.53	≤ 24.00	Pass
11ac-VHT40	MCS0	118	5590	14.91	14.95	23.34	≤ 24.00	Pass
11ac-VHT40	MCS0	134	5670	14.24	15.83	23.55	≤ 24.00	Pass
11ac-VHT40	MCS0	142	5710	14.37	15.38	23.34	≤ 24.00	Pass
11ac-VHT80	MCS0	58	5290	15.06	14.91	23.57	≤ 24.00	Pass
11ac-VHT80	MCS0	106	5530	14.97	14.58	23.19	≤ 24.00	Pass
11ac-VHT80	MCS0	122	5610	14.87	14.49	23.09	≤ 24.00	Pass
11ac-VHT80	MCS0	138	5690	14.91	15.17	23.46	≤ 24.00	Pass

Note: Total EIRP TPC Power (dBm) = $10 \cdot \log \{10^{((\text{Ant 0 TPC Power} + \text{Ant 0 Gain} / 10))} + 10^{((\text{Ant 1 TPC Power} + \text{Ant 1 Gain} / 10))}\}$.



Test Mode	Data Rate /MCS	Channel No.	Freq. (MHz)	Ant 0 TPC Power (dBm)	Ant 1 TPC Power (dBm)	Total EIRP TPC Power (dBm)	Limit (dBm)	Result
Ant 0 + 1 (Beam-forming Mode)								
11n-HT20	MCS0	52	5260	11.19	12.07	23.23	≤ 24.00	Pass
11n-HT20	MCS0	60	5300	11.52	12.10	23.40	≤ 24.00	Pass
11n-HT20	MCS0	64	5320	11.97	11.89	23.51	≤ 24.00	Pass
11n-HT20	MCS0	100	5500	11.86	11.88	23.29	≤ 24.00	Pass
11n-HT20	MCS0	120	5600	11.73	12.06	23.32	≤ 24.00	Pass
11n-HT20	MCS0	140	5700	11.87	12.26	23.49	≤ 24.00	Pass
11n-HT20	MCS0	144	5720	11.59	12.30	23.38	≤ 24.00	Pass
11n-HT40	MCS0	54	5270	11.64	11.83	23.32	≤ 24.00	Pass
11n-HT40	MCS0	62	5310	12.07	11.47	23.36	≤ 24.00	Pass
11n-HT40	MCS0	102	5510	11.69	12.18	23.36	≤ 24.00	Pass
11n-HT40	MCS0	118	5590	11.84	11.49	23.09	≤ 24.00	Pass
11n-HT40	MCS0	134	5670	11.58	12.16	23.30	≤ 24.00	Pass
11n-HT40	MCS0	142	5710	12.19	11.98	23.51	≤ 24.00	Pass
11ac-VHT20	MCS0	52	5260	12.12	12.23	23.76	≤ 24.00	Pass
11ac-VHT20	MCS0	60	5300	11.86	11.91	23.47	≤ 24.00	Pass
11ac-VHT20	MCS0	64	5320	11.35	12.27	23.41	≤ 24.00	Pass
11ac-VHT20	MCS0	100	5500	12.09	12.31	23.62	≤ 24.00	Pass
11ac-VHT20	MCS0	120	5600	11.41	11.87	23.07	≤ 24.00	Pass
11ac-VHT20	MCS0	140	5700	11.36	12.14	23.19	≤ 24.00	Pass
11ac-VHT20	MCS0	144	5720	11.67	12.11	23.32	≤ 24.00	Pass
11ac-VHT40	MCS0	54	5270	11.59	11.95	23.35	≤ 24.00	Pass
11ac-VHT40	MCS0	62	5310	11.93	12.04	23.57	≤ 24.00	Pass
11ac-VHT40	MCS0	102	5510	11.97	12.33	23.57	≤ 24.00	Pass
11ac-VHT40	MCS0	110	5590	12.43	12.22	23.75	≤ 24.00	Pass
11ac-VHT40	MCS0	134	5670	11.30	12.59	23.41	≤ 24.00	Pass
11ac-VHT40	MCS0	142	5710	11.27	12.66	23.44	≤ 24.00	Pass
11ac-VHT80	MCS0	58	5290	11.04	12.16	23.22	≤ 24.00	Pass
11ac-VHT80	MCS0	106	5530	11.91	12.19	23.47	≤ 24.00	Pass
11ac-VHT80	MCS0	122	5610	11.78	12.04	23.33	≤ 24.00	Pass
11ac-VHT80	MCS0	138	5690	11.43	12.09	23.19	≤ 24.00	Pass

Note: Total EIRP TPC Power (dBm) = $10 \cdot \log \{ 10^{\text{Ant 0 TPC Power} / 10} + 10^{\text{Ant 1 TPC Power} / 10} \} + \text{Beam-forming Directional Gain (dBi)}$.

7.6. Power Spectral Density Measurement

7.6.1. Test Limit

For the band 5.25-5.35 GHz and 5.47-5.725 GHz, the power spectral density shall not exceed 11 dBm in any 1.0 MHz band.

If transmitting antennas of directional gain greater than 6dBi are used, the peak power spectral density shall be reduced by the amount in dB that the directional gain of the antenna exceeds 6dBi.

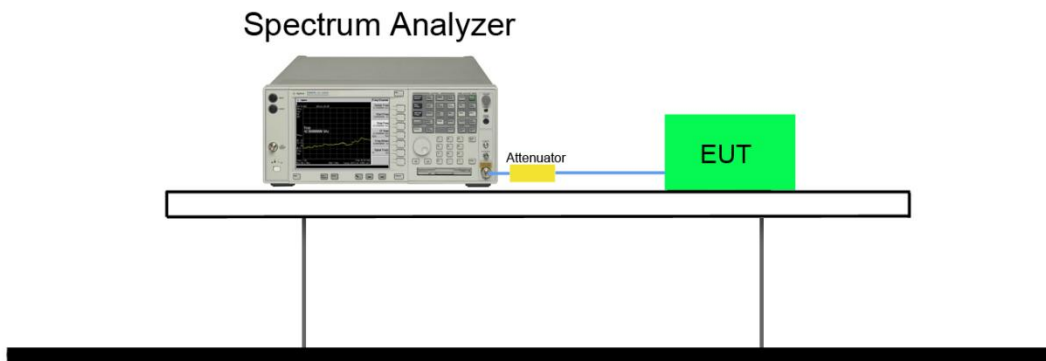
7.6.2. Test Procedure Used

ANSI C63.10 - Section 12.5

7.6.3. Test Setting

1. Analyzer was set to the center frequency of the UNII channel under investigation
2. Span was set to encompass the entire 26dB EBW of the signal.
3. RBW = 1MHz, if measurement bandwidth of Maximum PSD is specified in 500 kHz,
RBW = 100 kHz
4. VBW = 3MHz
5. Number of sweep points $\geq 2 \times (\text{span} / \text{RBW})$
6. Detector = power averaging (Average)
7. Sweep time = auto
8. Trigger = free run
9. Use the peak search function on the instrument to find the peak of the spectrum and record its value.
10. Add $10 \cdot \log(1/x)$, where x is the duty cycle, to the measured power in order to compute the average power during the actual transmission times (because the measurement represents an average over both the on and off times of the transmission). For example, add $10 \cdot \log(1/0.25) = 6$ dB if the duty cycle is 25 percent.
11. When the measurement bandwidth of Maximum PSD is specified in 500 kHz, add a constant factor $10 \cdot \log(500\text{kHz}/100\text{kHz}) = 6.99$ dB to the measured result.

7.6.4. Test Setup



7.6.5. Test Result

Product	AC220m Wi-Fi module ID US	Temperature	22°C
Test Engineer	Kervin Ker	Relative Humidity	54%
Test Site	TR3	Test Date	2017/12/18
Test Item	Power Spectral Density (Band 1, Band 2a & Band 2c)		

Test Mode	Data Rate/ MCS	Channel No.	Freq. (MHz)	PSD (dBm/ MHz)	Duty Cycle (%)	Final PSD (dBm/ MHz)	PSD Limit (dBm/ MHz)	Result
Ant 0								
11a	6Mbps	52	5260	10.31	96.04	10.49	≤ 11.00	Pass
11a	6Mbps	60	5300	10.34	96.04	10.52	≤ 11.00	Pass
11a	6Mbps	64	5320	10.35	96.04	10.52	≤ 11.00	Pass
11a	6Mbps	100	5500	10.48	96.04	10.65	≤ 11.00	Pass
11a	6Mbps	120	5600	10.45	96.04	10.62	≤ 11.00	Pass
11a	6Mbps	140	5700	9.16	96.04	9.34	≤ 11.00	Pass
11a	6Mbps	144	5720	10.40	96.04	10.58	≤ 11.00	Pass
11n-HT20	MCS0	52	5260	10.44	98.23	10.44	≤ 11.00	Pass
11n-HT20	MCS0	60	5300	10.49	98.23	10.49	≤ 11.00	Pass
11n-HT20	MCS0	64	5320	10.62	98.23	10.62	≤ 11.00	Pass
11n-HT20	MCS0	100	5500	10.69	98.23	10.69	≤ 11.00	Pass
11n-HT20	MCS0	116	5580	10.68	98.23	10.68	≤ 11.00	Pass
11n-HT20	MCS0	140	5700	8.84	98.23	8.84	≤ 11.00	Pass
11n-HT20	MCS0	144	5720	10.35	98.23	10.35	≤ 11.00	Pass

Test Mode	Data Rate/ MCS	Channel No.	Freq. (MHz)	PSD (dBm/ MHz)	Duty Cycle (%)	Final PSD (dBm/ MHz)	PSD Limit (dBm/ MHz)	Result
Ant 0								
11n-HT40	MCS0	54	5270	9.88	96.61	10.03	≤ 11.00	Pass
11n-HT40	MCS0	62	5310	6.34	96.61	6.49	≤ 11.00	Pass
11n-HT40	MCS0	102	5510	6.12	96.61	6.27	≤ 11.00	Pass
11n-HT40	MCS0	110	5550	9.37	96.61	9.52	≤ 11.00	Pass
11n-HT40	MCS0	134	5670	7.42	96.61	7.57	≤ 11.00	Pass
11n-HT40	MCS0	142	5710	9.27	96.61	9.42	≤ 11.00	Pass
11ac-VHT20	MCS0	52	5260	10.73	98.23	10.73	≤ 11.00	Pass
11ac-VHT20	MCS0	60	5300	10.70	98.23	10.70	≤ 11.00	Pass
11ac-VHT20	MCS0	64	5320	10.41	98.23	10.41	≤ 11.00	Pass
11ac-VHT20	MCS0	100	5500	10.65	98.23	10.65	≤ 11.00	Pass
11ac-VHT20	MCS0	116	5580	10.75	98.23	10.75	≤ 11.00	Pass
11ac-VHT20	MCS0	140	5700	9.54	98.23	9.54	≤ 11.00	Pass
11ac-VHT20	MCS0	144	5720	10.74	98.23	10.74	≤ 11.00	Pass
11ac-VHT40	MCS0	54	5270	9.90	96.62	10.05	≤ 11.00	Pass
11ac-VHT40	MCS0	62	5310	6.43	96.62	6.58	≤ 11.00	Pass
11ac-VHT40	MCS0	102	5510	6.22	96.62	6.36	≤ 11.00	Pass
11ac-VHT40	MCS0	110	5550	9.77	96.62	9.92	≤ 11.00	Pass
11ac-VHT40	MCS0	134	5670	6.99	96.62	7.14	≤ 11.00	Pass
11ac-VHT40	MCS0	142	5710	9.05	96.62	9.20	≤ 11.00	Pass
11ac-VHT80	MCS0	58	5290	2.65	93.17	2.93	≤ 11.00	Pass
11ac-VHT80	MCS0	106	5530	2.51	93.17	2.79	≤ 11.00	Pass
11ac-VHT80	MCS0	122	5610	6.01	93.17	6.29	≤ 11.00	Pass
11ac-VHT80	MCS0	138	5690	5.42	93.17	5.70	≤ 11.00	Pass

Note 1: When EUT duty cycle ≥ 98%, the Final PSD (dBm/MHz) = PSD (dBm/MHz).

Note 2: When EUT duty cycle < 98%, the Final PSD (dBm/MHz) = PSD (dBm/MHz) + 10*log(1/Duty Cycle).

Note 3: EIRP PSD (dBm/MHz) = Final PSD (dBm/MHz) + Antenna Gain (dBi).

Test Mode	Data Rate/ MCS	Channel No.	Freq. (MHz)	PSD (dBm/ MHz)	Duty Cycle (%)	Final PSD (dBm/ MHz)	PSD Limit (dBm/ MHz)	Result
Ant 1								
11a	6Mbps	52	5260	10.44	96.04	10.62	≤ 10.83	Pass
11a	6Mbps	60	5300	10.51	96.04	10.68	≤ 10.83	Pass
11a	6Mbps	64	5320	10.49	96.04	10.67	≤ 10.83	Pass
11a	6Mbps	100	5500	10.24	96.04	10.41	≤ 11.00	Pass
11a	6Mbps	120	5600	10.58	96.04	10.75	≤ 11.00	Pass
11a	6Mbps	140	5700	9.80	96.04	9.97	≤ 11.00	Pass
11a	6Mbps	144	5720	10.51	96.04	10.68	≤ 11.00	Pass
11n-HT20	MCS0	52	5260	10.31	98.23	10.31	≤ 10.83	Pass
11n-HT20	MCS0	60	5300	10.39	98.23	10.39	≤ 10.83	Pass
11n-HT20	MCS0	64	5320	10.54	98.23	10.54	≤ 10.83	Pass
11n-HT20	MCS0	100	5500	10.71	98.23	10.71	≤ 11.00	Pass
11n-HT20	MCS0	116	5580	10.44	98.23	10.44	≤ 11.00	Pass
11n-HT20	MCS0	140	5700	9.37	98.23	9.37	≤ 11.00	Pass
11n-HT20	MCS0	144	5720	10.29	98.23	10.29	≤ 11.00	Pass

Test Mode	Data Rate/ MCS	Channel No.	Freq. (MHz)	PSD (dBm/ MHz)	Duty Cycle (%)	Final PSD (dBm/ MHz)	PSD Limit (dBm/ MHz)	Result
Ant 1								
11n-HT40	MCS0	54	5270	9.54	96.61	9.69	≤ 10.83	Pass
11n-HT40	MCS0	62	5310	7.05	96.61	7.20	≤ 10.83	Pass
11n-HT40	MCS0	102	5510	6.76	96.61	6.91	≤ 11.00	Pass
11n-HT40	MCS0	110	5550	9.61	96.61	9.76	≤ 11.00	Pass
11n-HT40	MCS0	134	5670	7.24	96.61	7.39	≤ 11.00	Pass
11n-HT40	MCS0	142	5710	9.43	96.61	9.58	≤ 11.00	Pass
11ac-VHT20	MCS0	52	5260	10.40	98.23	10.40	≤ 10.83	Pass
11ac-VHT20	MCS0	60	5300	10.25	98.23	10.25	≤ 10.83	Pass
11ac-VHT20	MCS0	64	5320	10.54	98.23	10.54	≤ 10.83	Pass
11ac-VHT20	MCS0	100	5500	10.67	98.23	10.67	≤ 11.00	Pass
11ac-VHT20	MCS0	116	5580	10.63	98.23	10.63	≤ 11.00	Pass
11ac-VHT20	MCS0	140	5700	9.62	98.23	9.62	≤ 11.00	Pass
11ac-VHT20	MCS0	144	5720	10.61	98.23	10.61	≤ 11.00	Pass
11ac-VHT40	MCS0	54	5270	9.70	96.62	9.85	≤ 10.83	Pass
11ac-VHT40	MCS0	62	5310	6.92	96.62	7.06	≤ 10.83	Pass
11ac-VHT40	MCS0	102	5510	6.24	96.62	6.39	≤ 11.00	Pass
11ac-VHT40	MCS0	110	5550	9.92	96.62	10.07	≤ 11.00	Pass
11ac-VHT40	MCS0	134	5670	7.87	96.62	8.02	≤ 11.00	Pass
11ac-VHT40	MCS0	142	5710	9.29	96.62	9.44	≤ 11.00	Pass
11ac-VHT80	MCS0	58	5290	2.67	93.79	2.94	≤ 10.83	Pass
11ac-VHT80	MCS0	106	5530	2.45	93.79	2.73	≤ 11.00	Pass
11ac-VHT80	MCS0	122	5610	6.14	93.79	6.42	≤ 11.00	Pass
11ac-VHT80	MCS0	138	5690	5.86	93.79	6.14	≤ 11.00	Pass

Note 1: When EUT duty cycle ≥ 98%, the Final PSD (dBm/MHz) = PSD (dBm/MHz).

Note 2: When EUT duty cycle < 98%, the Final PSD (dBm/MHz) = PSD (dBm/MHz) + 10*log(1/Duty Cycle).

Note 3: EIRP PSD (dBm/MHz) = Final PSD (dBm/MHz) + Antenna Gain (dBi)

Test Mode	Data Rate/MCS	Channel No.	Freq. (MHz)	Ant 0 PSD (dBm/MHz)	Ant 1 PSD (dBm/MHz)	Duty Cycle (%)	Total PSD (dBm/MHz)	PSD Limit (dBm/MHz)	Result
Ant 0 + 1 (CDD Mode)									
11a	6Mbps	52	5260	4.18	4.21	96.04	7.38	≤ 7.82	Pass
11a	6Mbps	60	5300	4.13	4.18	96.04	7.34	≤ 7.82	Pass
11a	6Mbps	64	5320	4.53	4.30	96.04	7.60	≤ 7.82	Pass
11a	6Mbps	100	5500	5.08	4.84	96.04	8.15	≤ 8.42	Pass
11a	6Mbps	116	5580	4.23	5.11	96.04	7.87	≤ 8.42	Pass
11a	6Mbps	140	5700	4.56	5.67	96.04	8.33	≤ 8.42	Pass
11a	6Mbps	144	5720	4.19	5.24	96.04	7.93	≤ 8.42	Pass
11n-HT20	MCS0	52	5260	4.18	4.08	98.23	7.14	≤ 7.82	Pass
11n-HT20	MCS0	60	5300	4.45	4.17	98.23	7.32	≤ 7.82	Pass
11n-HT20	MCS0	64	5320	4.32	4.50	98.23	7.42	≤ 7.82	Pass
11n-HT20	MCS0	100	5500	4.68	4.88	98.23	7.79	≤ 8.42	Pass
11n-HT20	MCS0	116	5580	4.69	4.63	98.23	7.67	≤ 8.42	Pass
11n-HT20	MCS0	140	5700	4.43	5.55	98.23	8.04	≤ 8.42	Pass
11n-HT20	MCS0	144	5720	4.41	5.36	98.23	7.92	≤ 8.42	Pass
11n-HT40	MCS0	54	5270	3.39	3.36	96.61	6.54	≤ 7.82	Pass
11n-HT40	MCS0	62	5310	2.87	2.85	96.61	6.02	≤ 7.82	Pass
11n-HT40	MCS0	102	5510	4.83	4.91	96.61	8.03	≤ 8.42	Pass
11n-HT40	MCS0	118	5590	4.74	4.66	96.61	7.86	≤ 8.42	Pass
11n-HT40	MCS0	134	5670	3.44	3.97	96.61	6.87	≤ 8.42	Pass
11n-HT40	MCS0	142	5710	3.48	4.13	96.61	6.98	≤ 8.42	Pass

Test Mode	Data Rate/MCS	Channel No.	Freq. (MHz)	Ant 0 PSD (dBm/MHz)	Ant 1 PSD (dBm/MHz)	Duty Cycle (%)	Total PSD (dBm/MHz)	PSD Limit (dBm/MHz)	Result
Ant 0 + 1 (CDD Mode)									
11ac-VHT20	MCS0	52	5260	4.31	4.63	98.23	7.48	≤ 7.82	Pass
11ac-VHT20	MCS0	60	5300	4.32	4.16	98.23	7.25	≤ 7.82	Pass
11ac-VHT20	MCS0	64	5320	4.25	4.62	98.23	7.45	≤ 7.82	Pass
11ac-VHT20	MCS0	100	5500	4.81	5.18	98.23	8.01	≤ 8.42	Pass
11ac-VHT20	MCS0	116	5580	4.83	5.12	98.23	7.98	≤ 8.42	Pass
11ac-VHT20	MCS0	140	5700	4.36	4.92	98.23	7.66	≤ 8.42	Pass
11ac-VHT20	MCS0	144	5720	4.42	5.16	98.23	7.81	≤ 8.42	Pass
11ac-VHT40	MCS0	54	5270	3.26	3.02	96.62	6.30	≤ 7.82	Pass
11ac-VHT40	MCS0	62	5310	2.77	3.03	96.62	6.06	≤ 7.82	Pass
11ac-VHT40	MCS0	102	5510	4.55	5.08	96.62	7.98	≤ 8.42	Pass
11ac-VHT40	MCS0	118	5590	4.55	4.75	96.62	7.81	≤ 8.42	Pass
11ac-VHT40	MCS0	134	5670	3.42	3.65	96.62	6.70	≤ 8.42	Pass
11ac-VHT40	MCS0	142	5710	3.51	3.94	96.62	6.89	≤ 8.42	Pass
11ac-VHT80	MCS0	58	5290	0.33	0.91	93.79	3.92	≤ 7.82	Pass
11ac-VHT80	MCS0	106	5530	0.13	0.21	93.79	3.46	≤ 8.42	Pass
11ac-VHT80	MCS0	122	5610	0.13	0.17	93.79	3.44	≤ 8.42	Pass
11ac-VHT80	MCS0	138	5690	-1.30	-0.37	93.79	2.48	≤ 8.42	Pass

Note 1: When EUT duty cycle ≥ 98%, the total PSD = $10 \cdot \log\{10^{(\text{Ant 0 PSD}/10)} + 10^{(\text{Ant 1 PSD}/10)}\}$

Note 2: When EUT duty cycle < 98%, the total PSD = $10 \cdot \log\{10^{(\text{Ant 0 PSD}/10)} + 10^{(\text{Ant 1 PSD}/10)}\} + 10 \cdot \log(1/\text{duty cycle})$

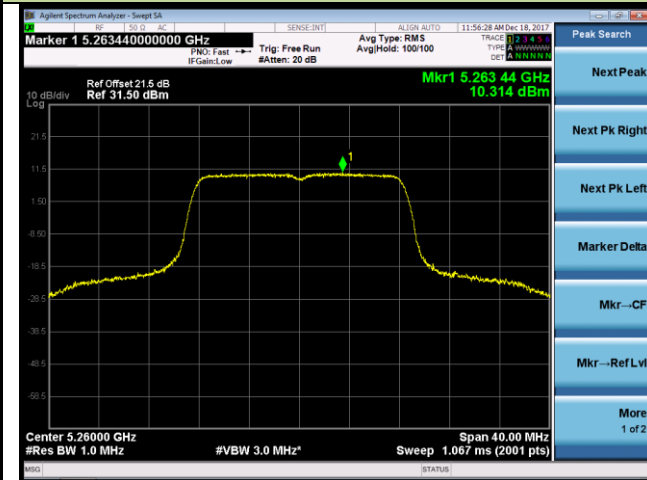
Test Mode	Data Rate/MCS	Channel No.	Freq. (MHz)	Ant 0 PSD (dBm/MHz)	Ant 1 PSD (dBm/MHz)	Duty Cycle (%)	Total PSD (dBm/MHz)	PSD Limit (dBm/MHz)	Result
Ant 0 + 1 (Beam-Forming Mode)									
11n-HT20	MCS0	52	5260	4.75	4.61	98.23	7.69	≤ 8.43	Pass
11n-HT20	MCS0	60	5300	4.62	5.02	98.23	7.83	≤ 8.43	Pass
11n-HT20	MCS0	64	5320	4.78	4.53	98.23	7.67	≤ 8.43	Pass
11n-HT20	MCS0	100	5500	4.68	4.88	98.23	7.79	≤ 8.59	Pass
11n-HT20	MCS0	116	5580	4.69	4.63	98.23	7.67	≤ 8.59	Pass
11n-HT20	MCS0	140	5700	4.43	5.55	98.23	8.04	≤ 8.59	Pass
11n-HT20	MCS0	144	5720	4.41	5.36	98.23	7.92	≤ 8.59	Pass
11n-HT40	MCS0	54	5270	3.69	3.85	96.61	6.93	≤ 8.43	Pass
11n-HT40	MCS0	62	5310	3.44	3.96	96.61	6.87	≤ 8.43	Pass
11n-HT40	MCS0	102	5510	4.53	4.42	96.61	7.64	≤ 8.59	Pass
11n-HT40	MCS0	110	5550	4.78	4.57	96.61	7.84	≤ 8.59	Pass
11n-HT40	MCS0	134	5670	3.61	4.12	96.61	7.03	≤ 8.59	Pass
11n-HT40	MCS0	142	5710	3.40	4.01	96.61	6.88	≤ 8.59	Pass
11ac-VHT20	MCS0	52	5260	4.81	5.22	98.23	8.03	≤ 8.43	Pass
11ac-VHT20	MCS0	60	5300	4.65	5.28	98.23	7.99	≤ 8.43	Pass
11ac-VHT20	MCS0	64	5320	4.54	5.31	98.23	7.95	≤ 8.43	Pass
11ac-VHT20	MCS0	100	5500	4.81	5.18	98.23	8.01	≤ 8.59	Pass
11ac-VHT20	MCS0	116	5580	4.83	5.12	98.23	7.98	≤ 8.59	Pass
11ac-VHT20	MCS0	140	5700	4.36	4.92	98.23	7.66	≤ 8.59	Pass
11ac-VHT20	MCS0	144	5720	4.42	5.16	98.23	7.81	≤ 8.59	Pass
11ac-VHT40	MCS0	54	5270	3.62	3.96	96.62	6.95	≤ 8.43	Pass
11ac-VHT40	MCS0	62	5310	3.62	3.86	96.62	6.90	≤ 8.43	Pass
11ac-VHT40	MCS0	102	5510	4.65	4.41	96.62	7.69	≤ 8.59	Pass
11ac-VHT40	MCS0	110	5550	4.46	4.40	96.62	7.59	≤ 8.59	Pass
11ac-VHT40	MCS0	134	5670	3.59	4.04	96.62	6.98	≤ 8.59	Pass
11ac-VHT40	MCS0	142	5710	3.08	3.92	96.62	6.68	≤ 8.59	Pass
11ac-VHT80	MCS0	58	5290	0.40	0.54	93.79	3.76	≤ 8.43	Pass
11ac-VHT80	MCS0	106	5530	1.03	0.77	93.79	4.19	≤ 8.59	Pass
11ac-VHT80	MCS0	122	5610	0.68	0.48	93.79	3.87	≤ 8.59	Pass
11ac-VHT80	MCS0	138	5690	0.04	0.01	93.79	3.31	≤ 8.59	Pass

Note 1: When EUT duty cycle ≥ 98%, the total PSD = $10 \cdot \log\{10^{(\text{Ant 0 PSD}/10)} + 10^{(\text{Ant 1 PSD}/10)}\}$

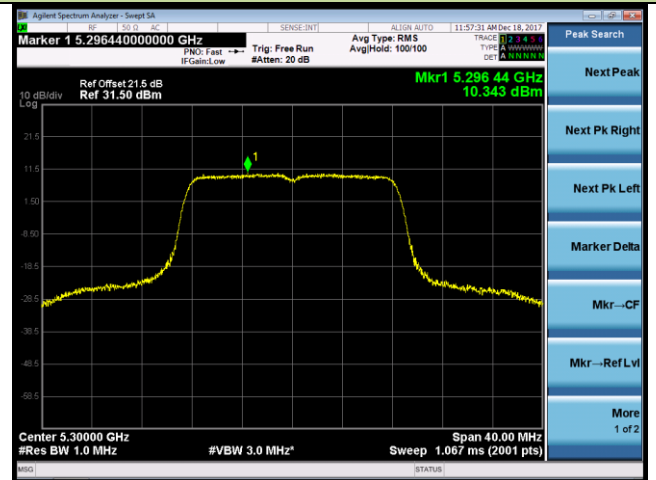
Note 2: When EUT duty cycle < 98%, the total PSD = $10 \cdot \log\{10^{(\text{Ant 0 PSD}/10)} + 10^{(\text{Ant 1 PSD}/10)}\} + 10 \cdot \log(1/\text{duty cycle})$

802.11a Power Spectral Density - Ant 0

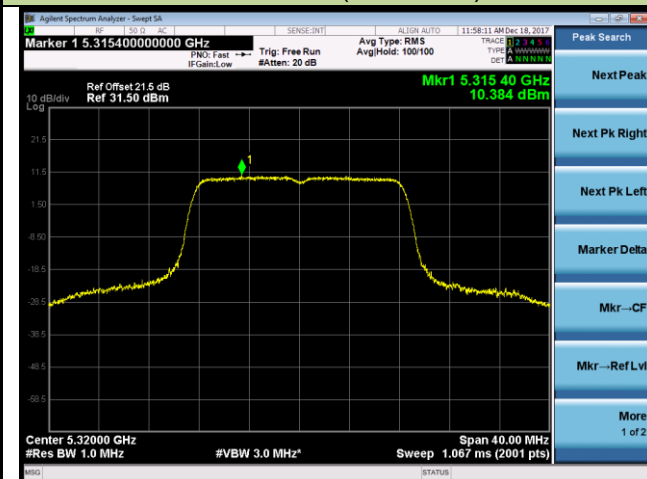
Channel 52 (5260MHz)



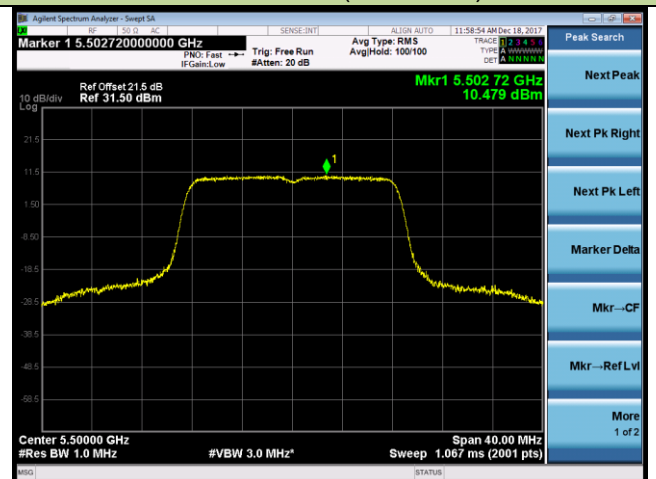
Channel 60 (5300MHz)



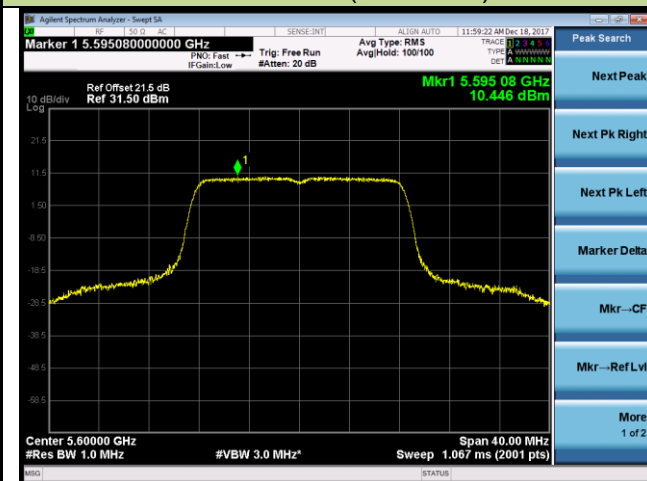
Channel 64 (5320MHz)



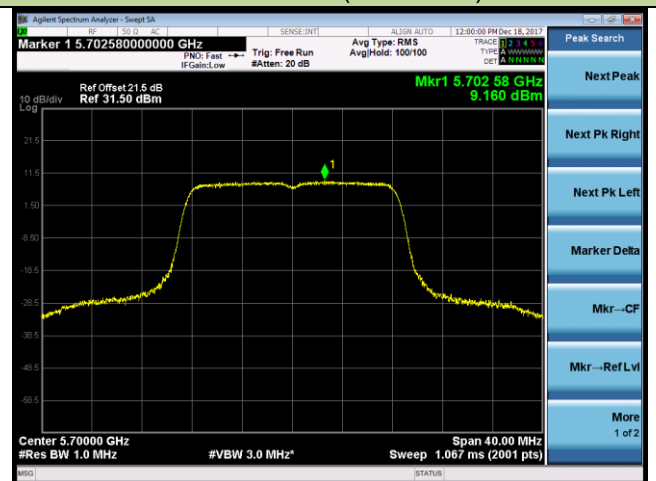
Channel 100 (5500MHz)

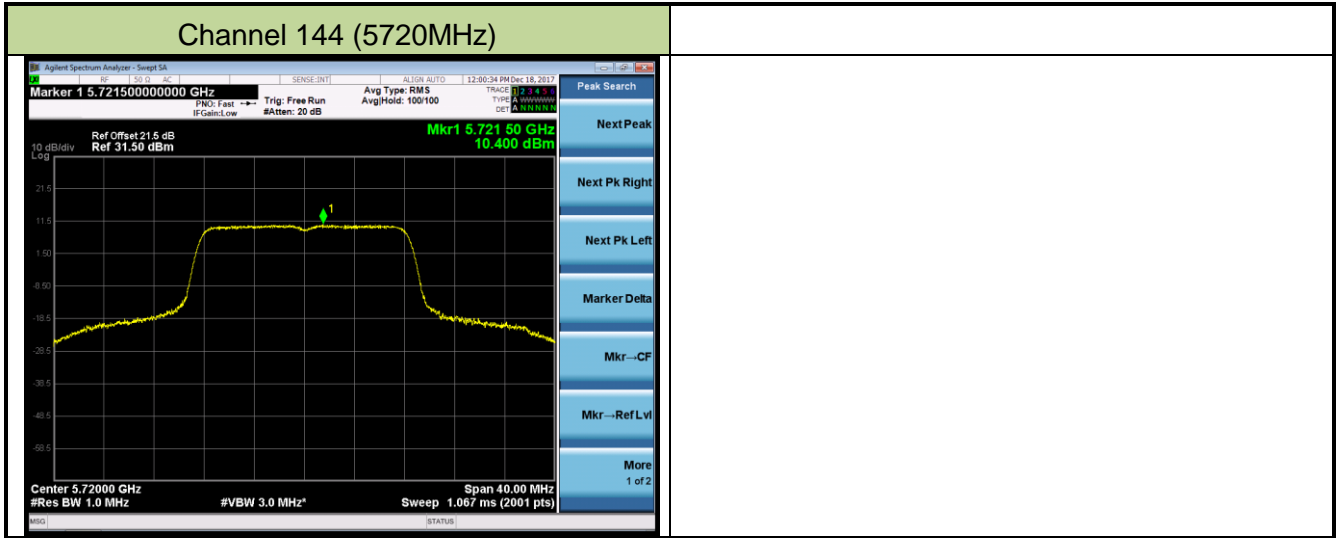


Channel 120 (5600MHz)



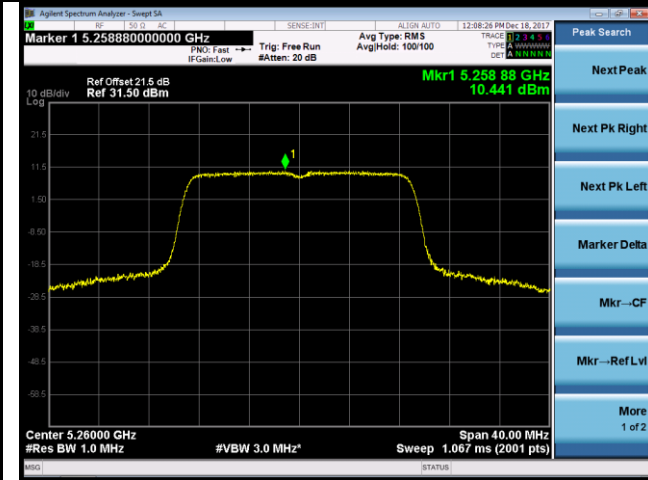
Channel 140 (5700MHz)



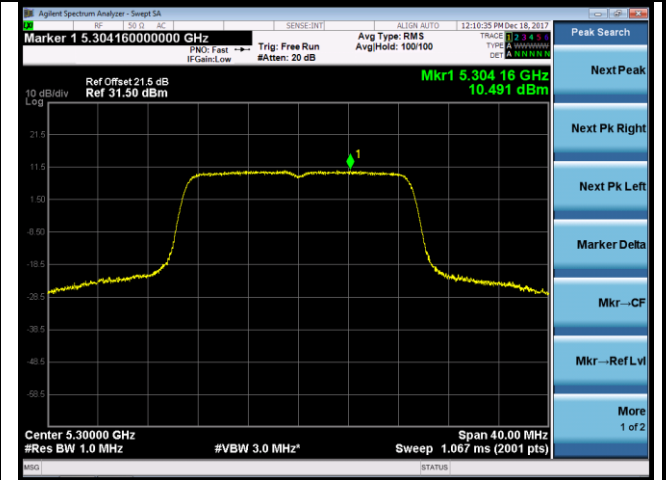


802.11n-HT20 Power Spectral Density - Ant 0

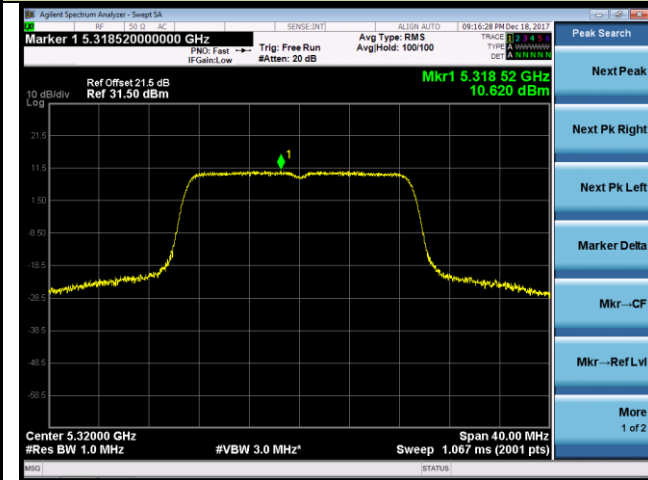
Channel 52 (5260MHz)



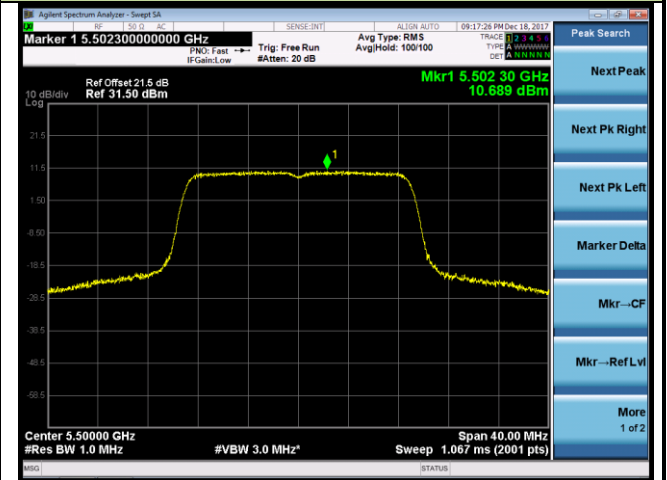
Channel 60 (5300MHz)



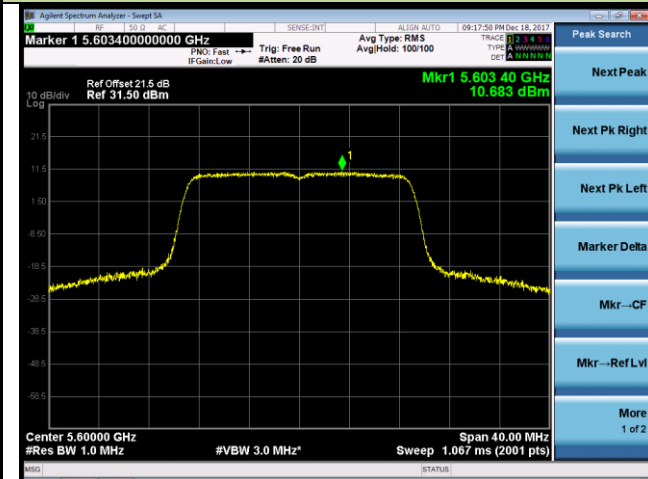
Channel 64 (5320MHz)



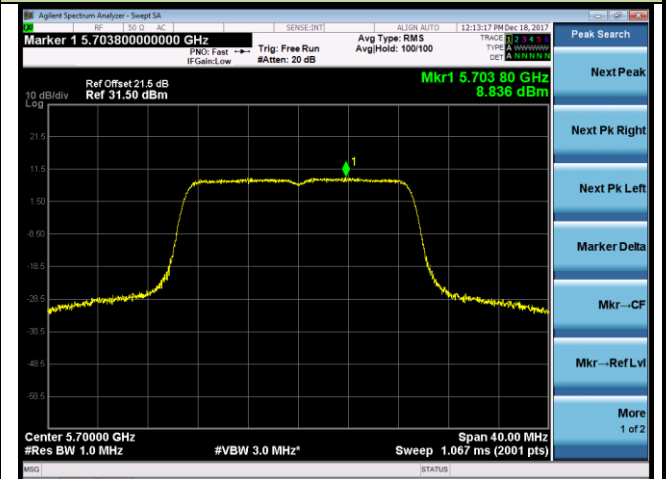
Channel 100 (5500MHz)

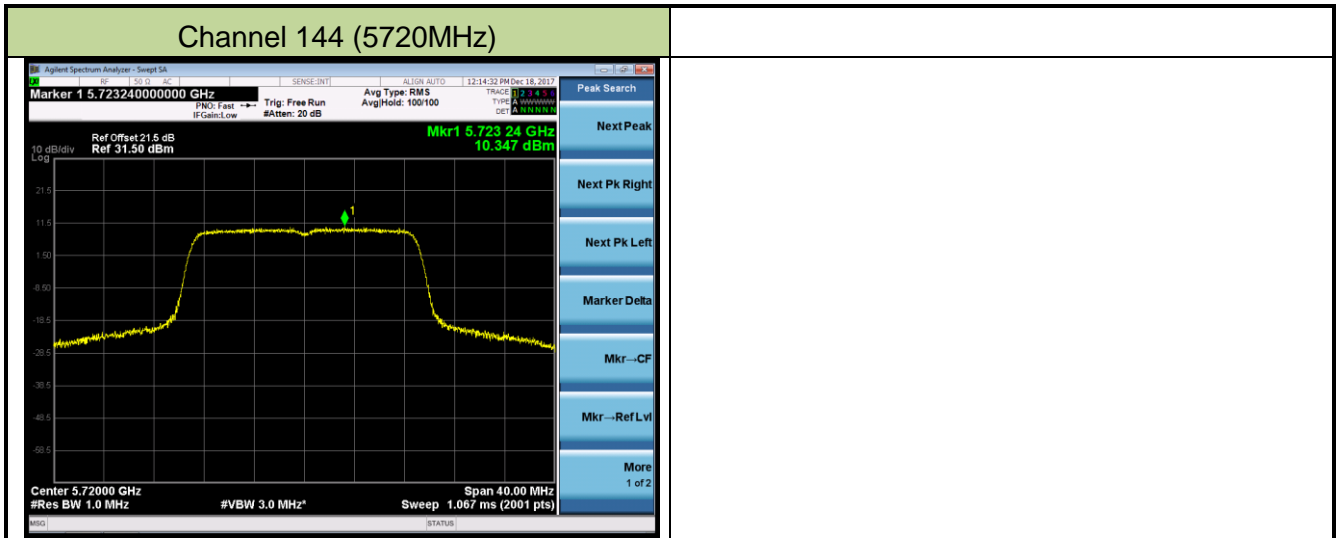


Channel 120 (5600MHz)



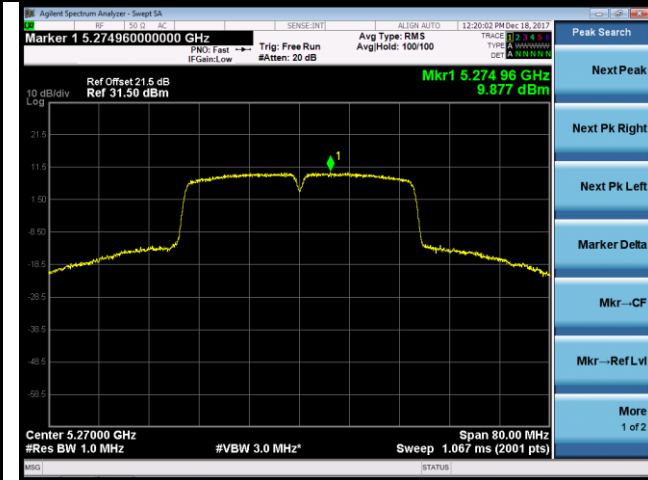
Channel 140 (5700MHz)



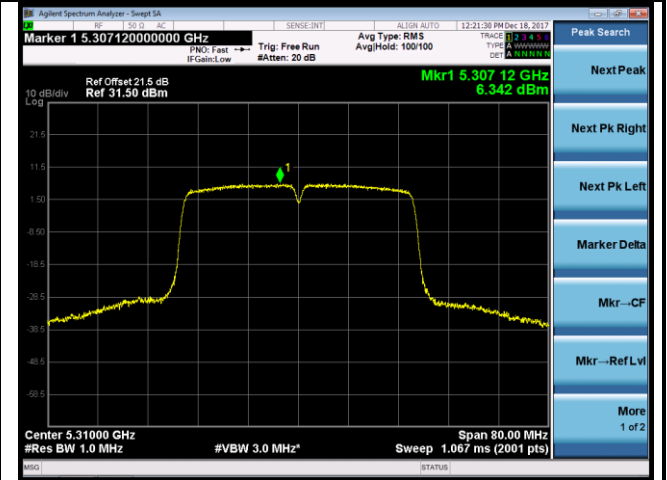


802.11n-HT40 Power Spectral Density - Ant 0

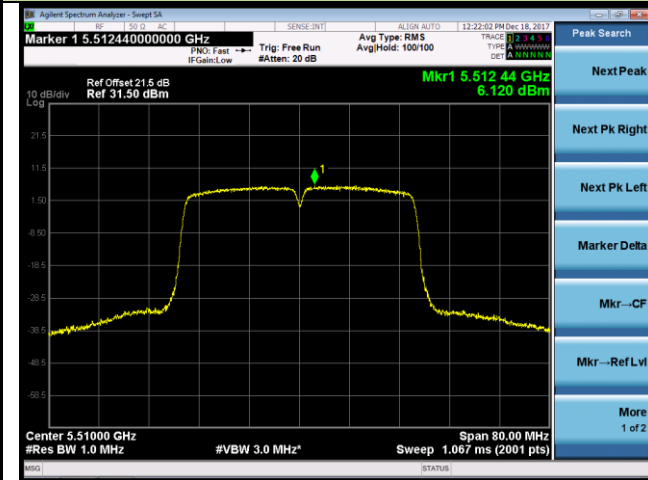
Channel 54 (5270MHz)



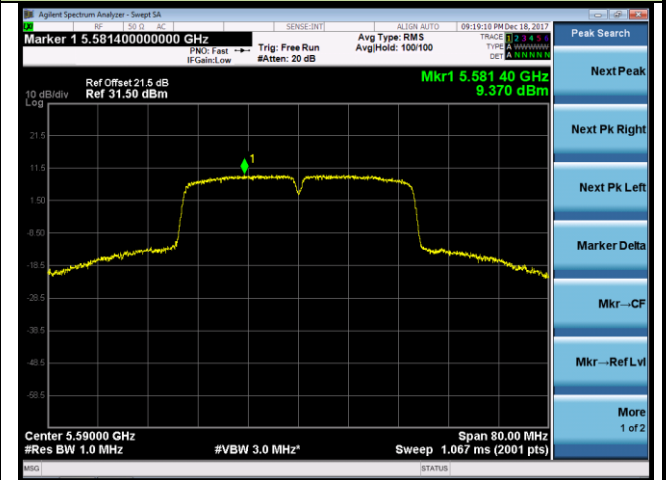
Channel 62 (5310MHz)



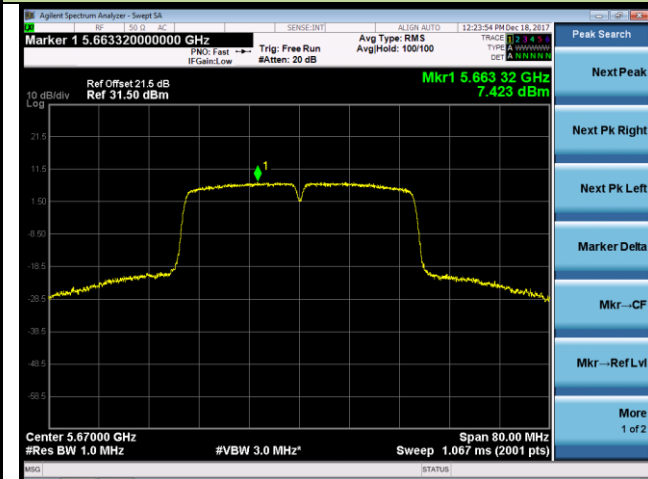
Channel 102 (5510MHz)



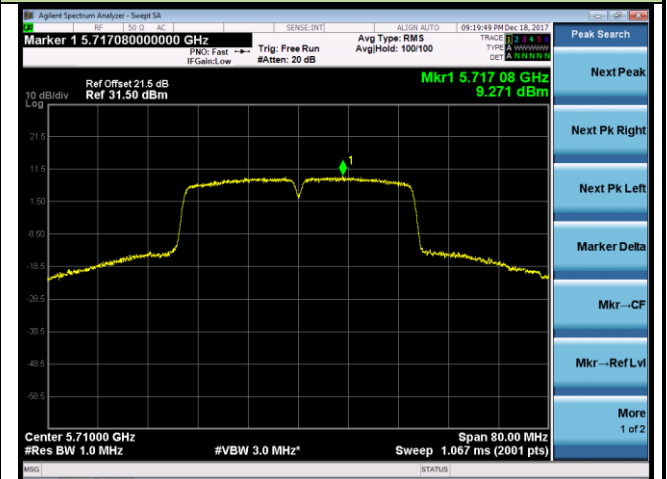
Channel 118 (5590MHz)



Channel 134 (5670MHz)

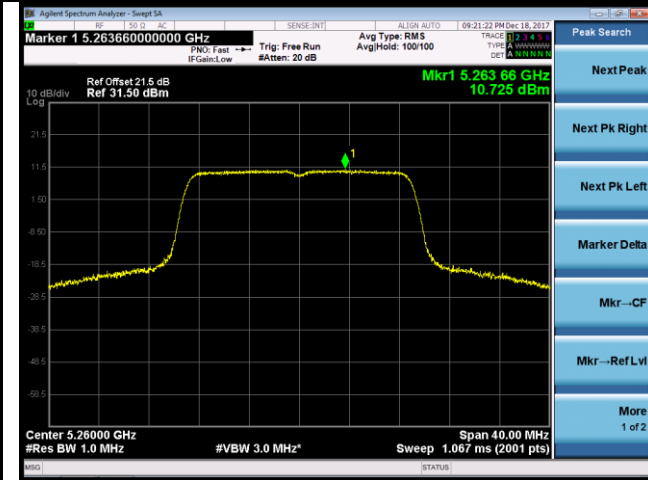


Channel 142 (5710MHz)

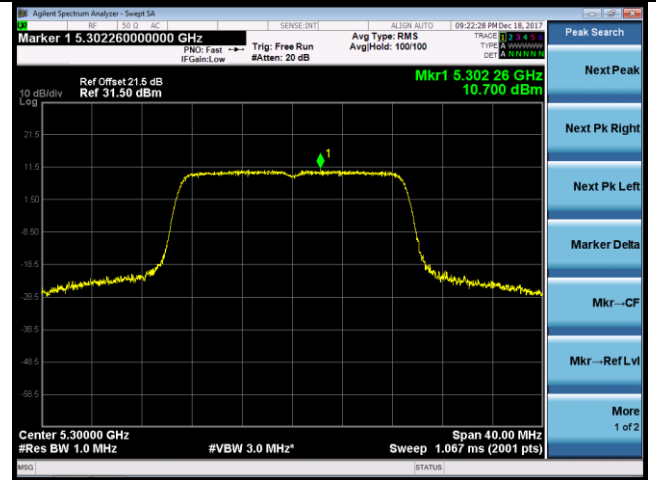


802.11ac-VHT20 Power Spectral Density - Ant 0

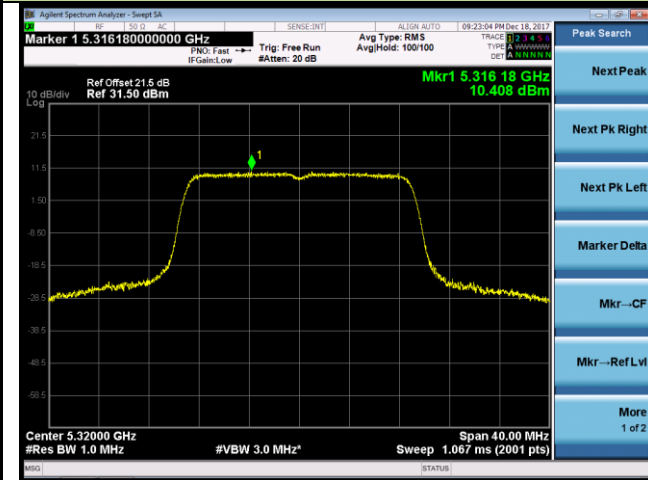
Channel 52 (5260MHz)



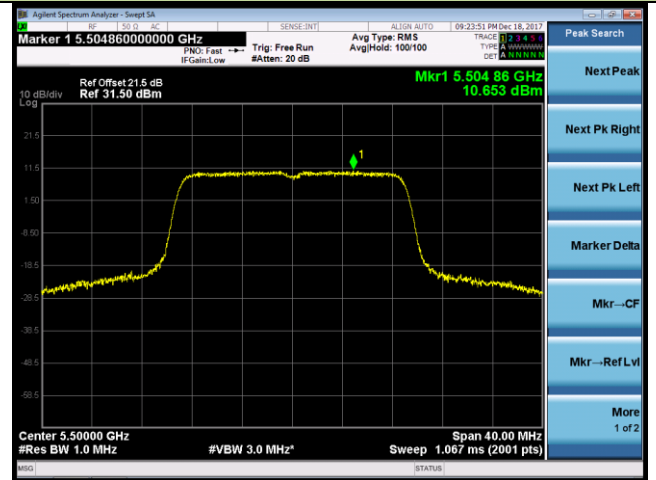
Channel 60 (5300MHz)



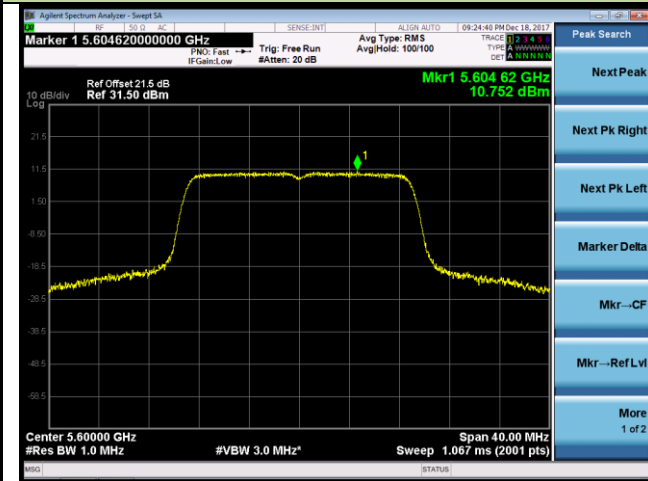
Channel 64 (5320MHz)



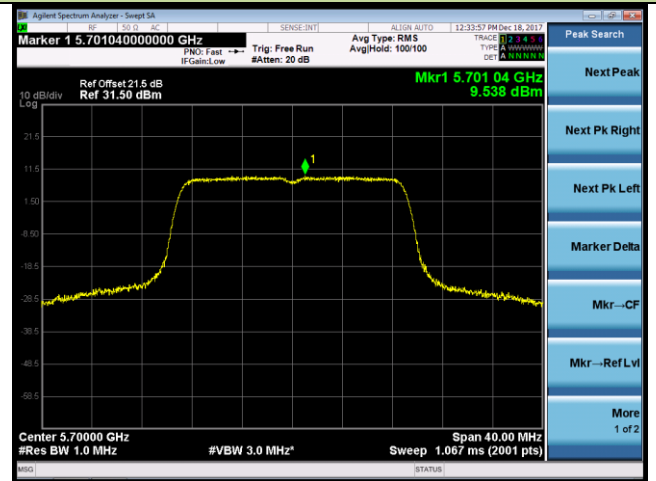
Channel 100 (5500MHz)

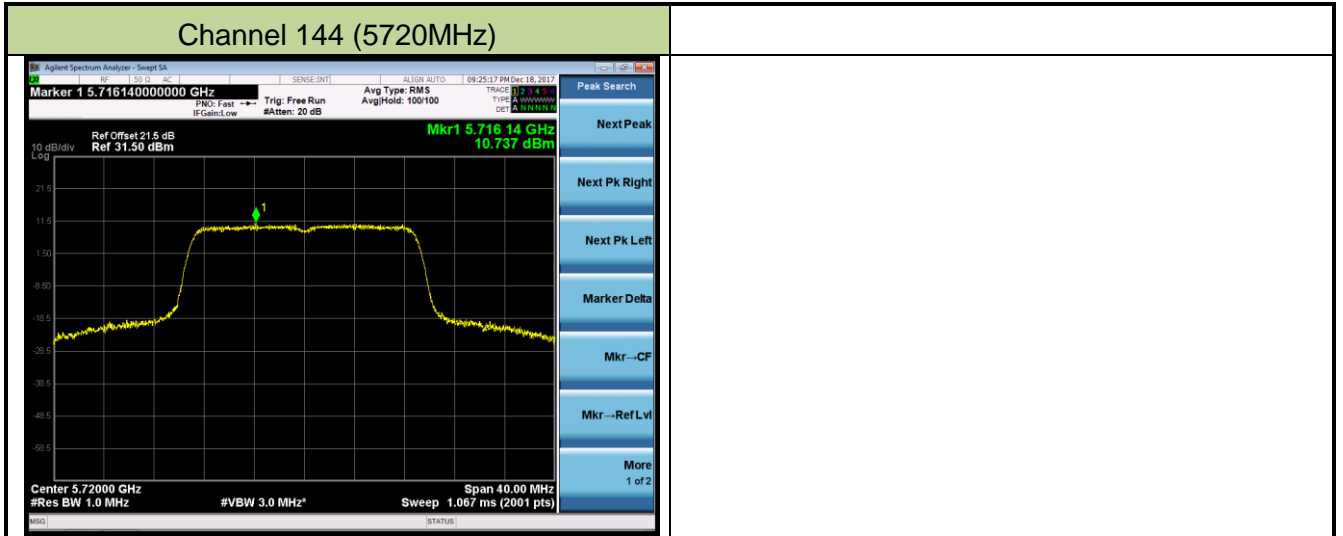


Channel 120 (5600MHz)



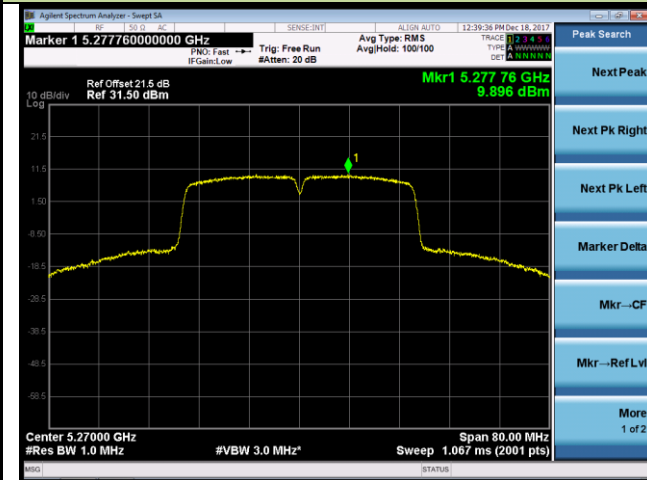
Channel 140 (5700MHz)



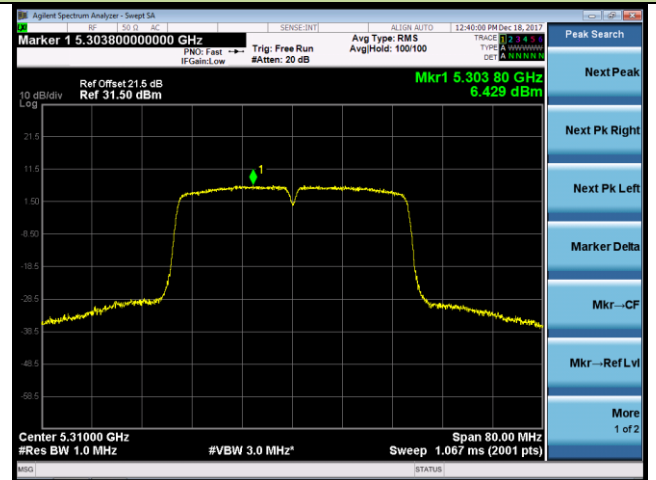


802.11ac-VHT40 Power Spectral Density - Ant 0

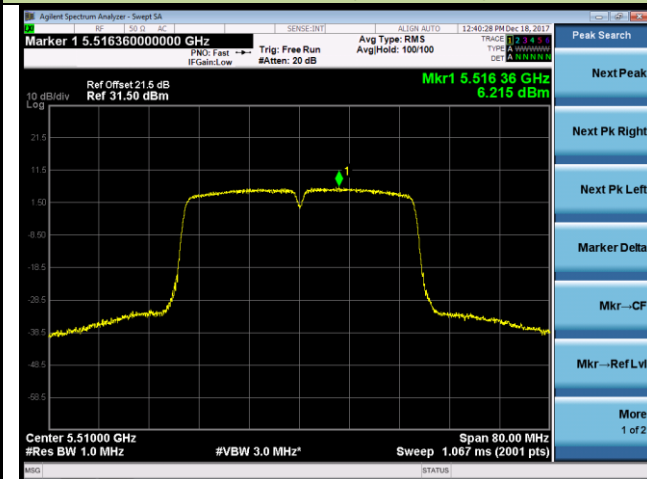
Channel 54 (5270MHz)



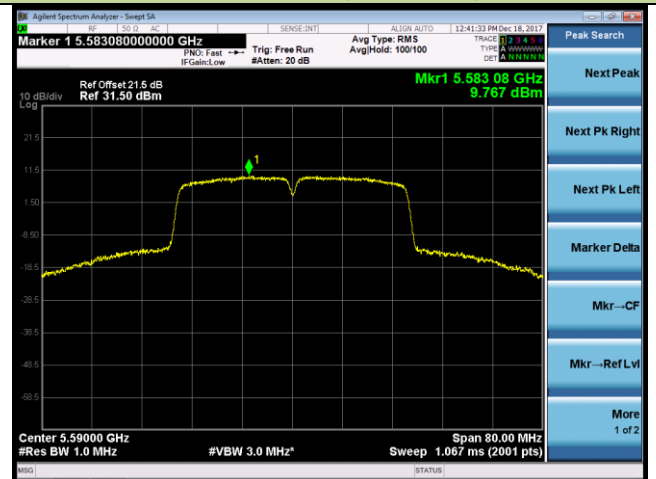
Channel 62 (5310MHz)



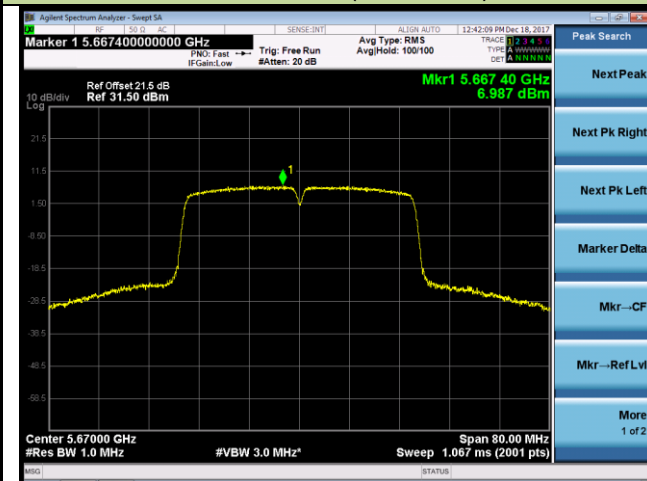
Channel 102 (5510MHz)



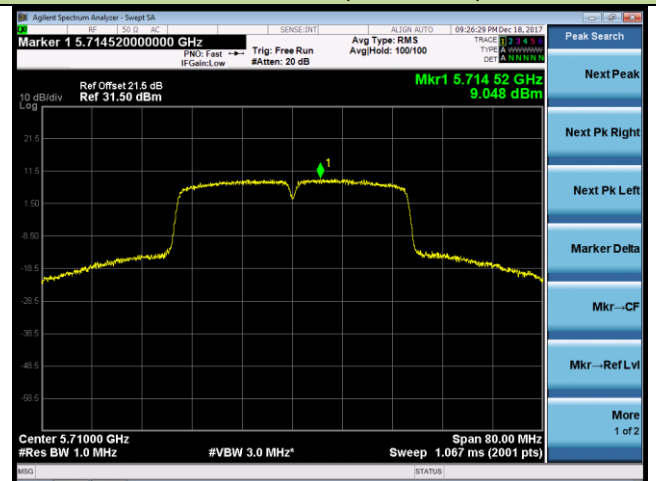
Channel 118 (5590MHz)



Channel 134 (5670MHz)

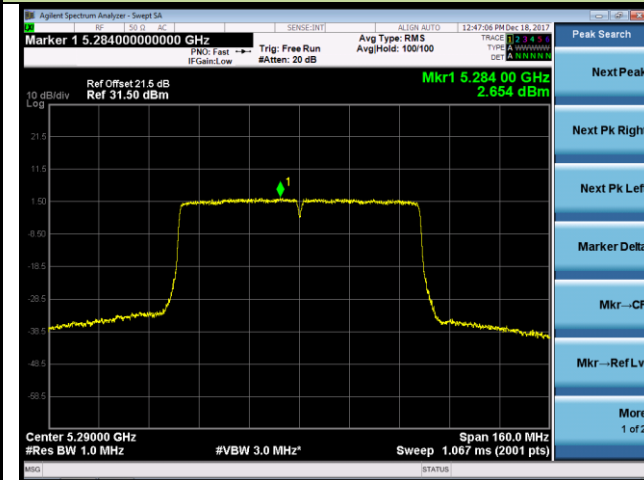


Channel 142 (5710MHz)

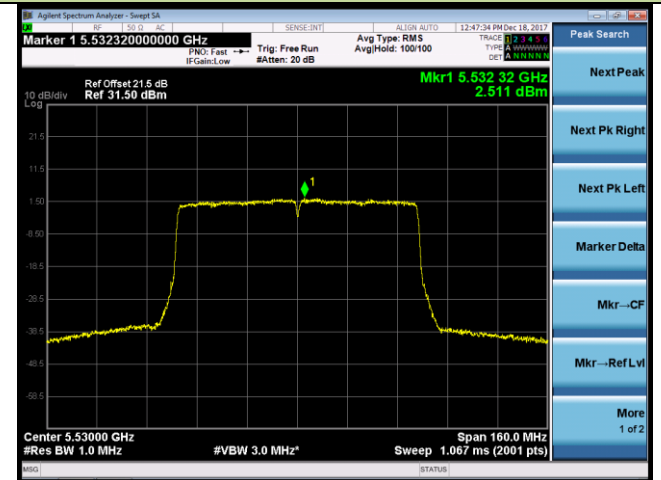


802.11ac-VHT80 Power Spectral Density - Ant 0

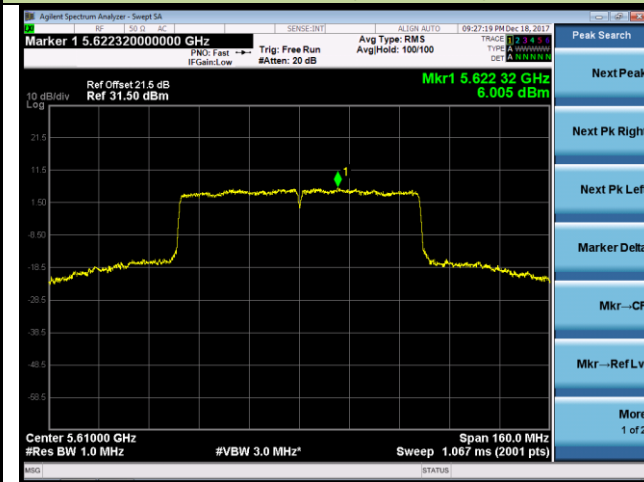
Channel 58 (5290MHz)



Channel 106 (5530MHz)



Channel 122 (5610MHz)



Channel 138 (5690MHz)

