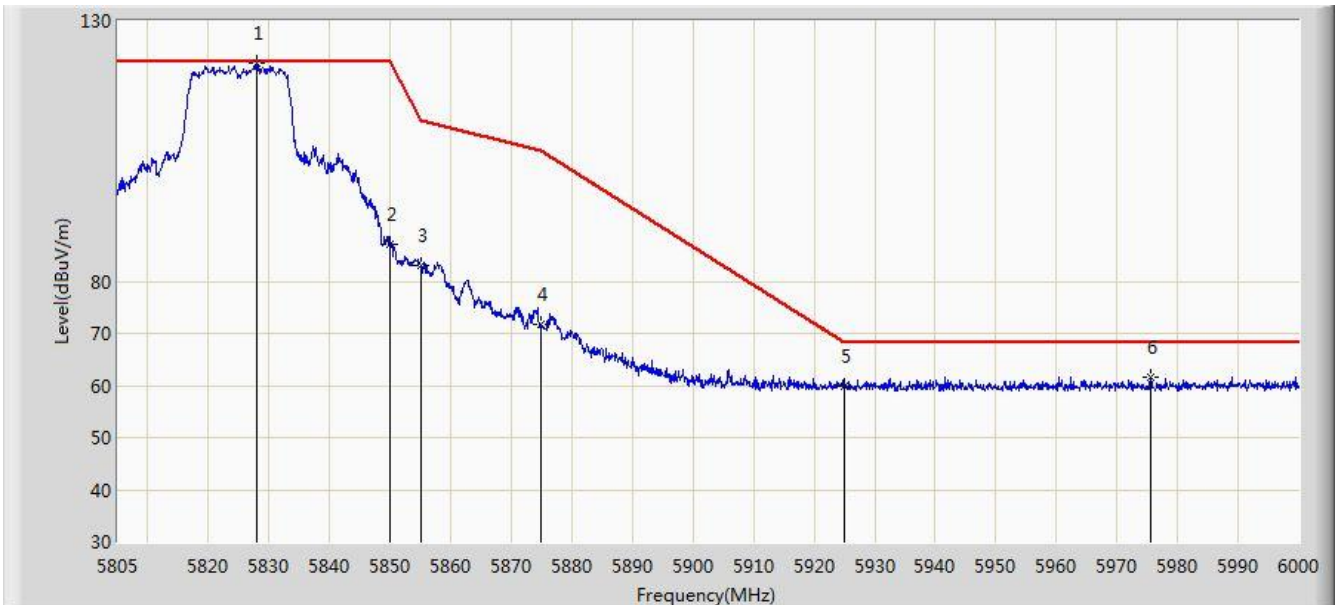


Site: AC1	Time: 2017/12/11 - 17:03
Limit: FCC_Part15.407_RE(3m)	Engineer: Kevin Ker
Probe: BBHA9120D_1GHz_18GHz	Polarity: Horizontal
EUT: AC220m Wi-Fi module ID US	Power: AC 120V/60Hz
Test Mode: Transmit by 802.11a at Channel 5825MHz Ant 0 + 1 (CDD Mode)	

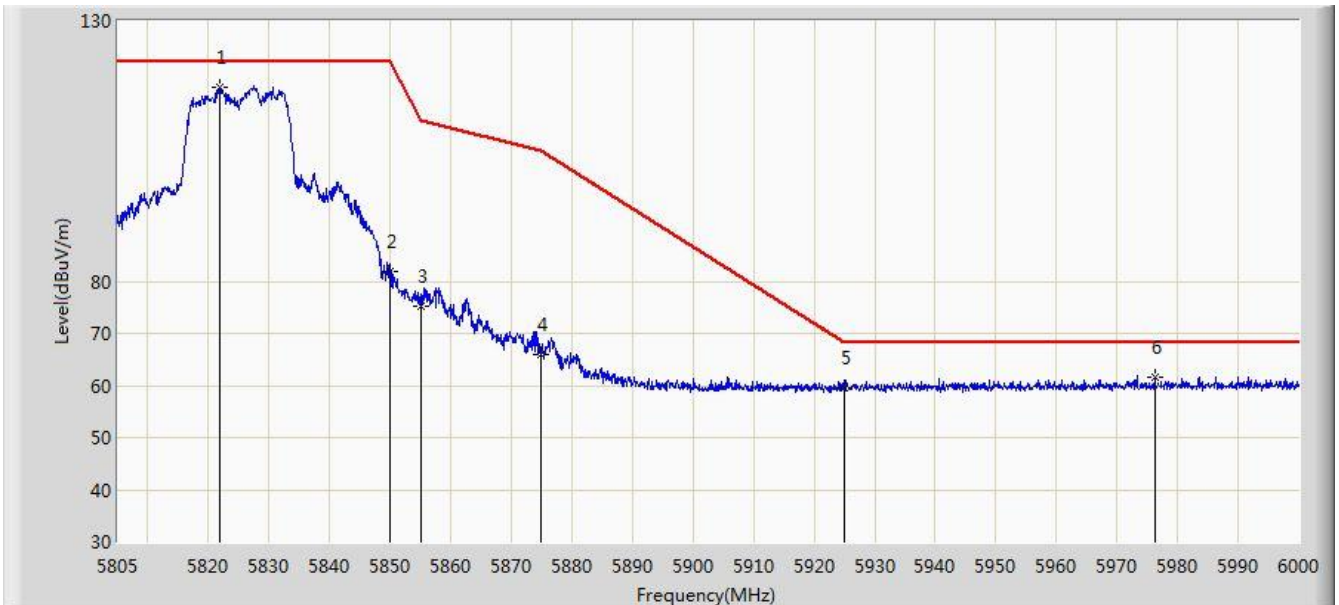


No	Flag	Mark	Frequency (MHz)	Measure Level (dBuV/m)	Reading Level (dBuV)	Margin (dB)	Limit (dBuV/m)	Factor (dB)	Type
1			5827.913	121.804	116.199	N/A	N/A	5.606	PK
2			5850.000	87.052	81.326	-35.148	122.200	5.726	PK
3			5855.000	83.177	77.431	-27.623	110.800	5.746	PK
4			5875.000	71.831	66.011	-33.369	105.200	5.820	PK
5			5925.000	59.738	53.772	-8.462	68.200	5.967	PK
6			5975.625	61.572	55.502	-6.628	68.200	6.071	PK

Note: Measure Level (dB μ V/m) = Reading Level (dB μ V) + Factor (dB)

Factor (dB) = Cable Loss (dB) + Antenna Factor (dB/m) - Pre_Amplifier Gain (dB)

Site: AC1	Time: 2017/12/11 - 17:05
Limit: FCC_Part15.407_RE(3m)	Engineer: Kevin Ker
Probe: BBHA9120D_1GHz_18GHz	Polarity: Vertical
EUT: AC220m Wi-Fi module ID US	Power: AC 120V/60Hz
Test Mode: Transmit by 802.11a at Channel 5825MHz Ant 0 + 1 (CDD Mode)	

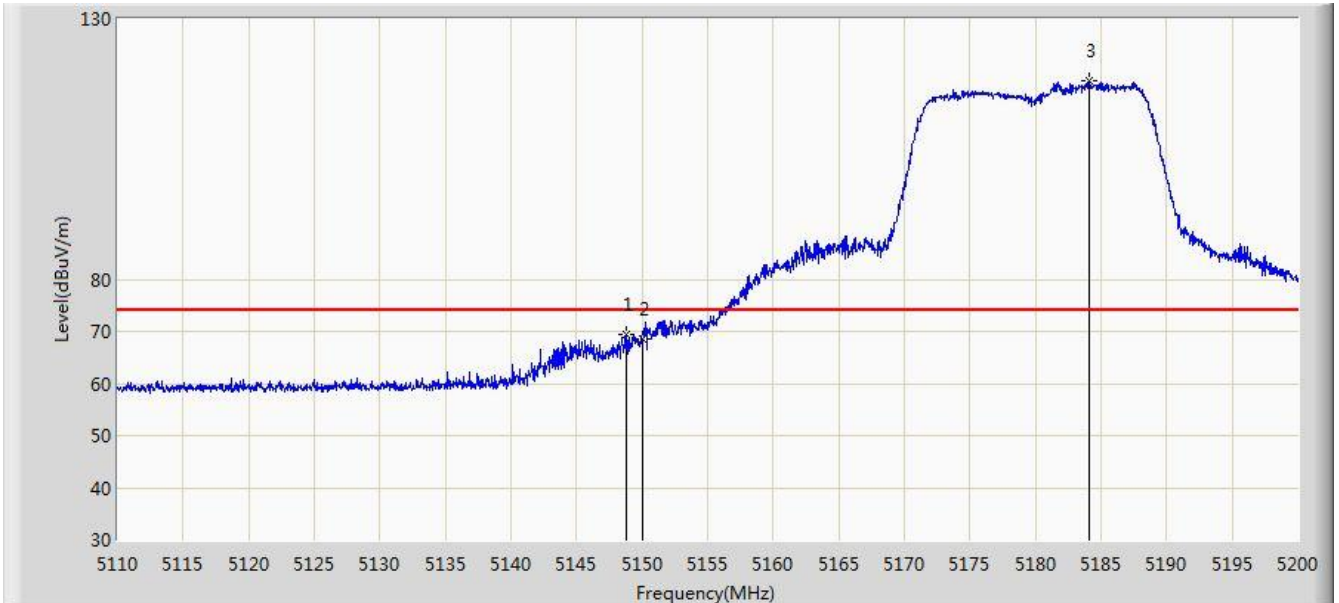


No	Flag	Mark	Frequency (MHz)	Measure Level (dBuV/m)	Reading Level (dBuV)	Margin (dB)	Limit (dBuV/m)	Factor (dB)	Type
1			5821.965	117.319	111.749	N/A	N/A	5.570	PK
2			5850.000	81.958	76.232	-40.242	122.200	5.726	PK
3			5855.000	75.247	69.501	-35.553	110.800	5.746	PK
4			5875.000	65.938	60.118	-39.262	105.200	5.820	PK
5			5925.000	59.659	53.693	-8.541	68.200	5.967	PK
6			5976.210	61.649	55.578	-6.551	68.200	6.071	PK

Note: Measure Level (dB μ V/m) = Reading Level (dB μ V) + Factor (dB)

Factor (dB) = Cable Loss (dB) + Antenna Factor (dB/m) - Pre_Amplifier Gain (dB)

Site: AC1	Time: 2017/12/11 - 17:15
Limit: FCC_Part15.209_RE(3m)	Engineer: Kevin Ker
Probe: BBHA9120D_1GHz_18GHz	Polarity: Horizontal
EUT: AC220m Wi-Fi module ID US	Power: AC 120V/60Hz
Test Mode: Transmit by 802.11n-HT20 at Channel 5180MHz Ant 0 + 1 (CDD Mode)	



No	Flag	Mark	Frequency (MHz)	Measure Level (dBuV/m)	Reading Level (dBuV)	Margin (dB)	Limit (dBuV/m)	Factor (dB)	Type
1			5148.790	69.424	65.251	-4.576	74.000	4.174	PK
2			5150.000	68.518	64.349	-5.482	74.000	4.170	PK
3			5184.070	118.154	114.100	N/A	N/A	4.054	PK

Note: Measure Level (dB μ V/m) = Reading Level (dB μ V) + Factor (dB)

Factor (dB) = Cable Loss (dB) + Antenna Factor (dB/m) - Pre_Amplifier Gain (dB)

Site: AC1	Time: 2017/12/11 - 17:13
Limit: FCC_Part15.209_RE(3m)	Engineer: Kevin Ker
Probe: BBHA9120D_1GHz_18GHz	Polarity: Horizontal
EUT: AC220m Wi-Fi module ID US	Power: AC 120V/60Hz
Test Mode: Transmit by 802.11n-HT20 at Channel 5180MHz Ant 0 + 1 (CDD Mode)	

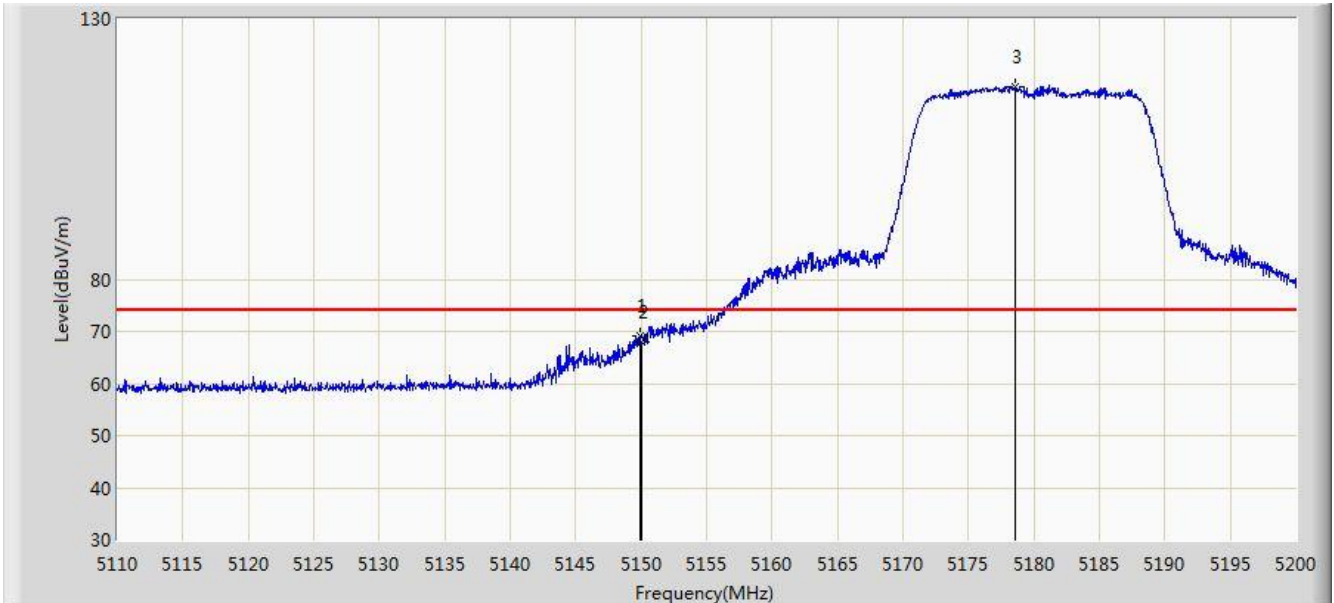


No	Flag	Mark	Frequency (MHz)	Measure Level (dBuV/m)	Reading Level (dBuV)	Margin (dB)	Limit (dBuV/m)	Factor (dB)	Type
1			5150.000	52.431	48.262	-1.569	54.000	4.170	AV
2			5185.195	107.584	103.534	N/A	N/A	4.050	AV

Note: Measure Level (dB μ V/m) = Reading Level (dB μ V) + Factor (dB)

Factor (dB) = Cable Loss (dB) + Antenna Factor (dB/m) - Pre_Amplifier Gain (dB)

Site: AC1	Time: 2017/12/11 - 17:15
Limit: FCC_Part15.209_RE(3m)	Engineer: Kevin Ker
Probe: BBHA9120D_1GHz_18GHz	Polarity: Vertical
EUT: AC220m Wi-Fi module ID US	Power: AC 120V/60Hz
Test Mode: Transmit by 802.11n-HT20 at Channel 5180MHz Ant 0 + 1 (CDD Mode)	



No	Flag	Mark	Frequency (MHz)	Measure Level (dBuV/m)	Reading Level (dBuV)	Margin (dB)	Limit (dBuV/m)	Factor (dB)	Type
1			5149.870	69.218	65.048	-4.782	74.000	4.170	PK
2			5150.000	68.102	63.933	-5.898	74.000	4.170	PK
3			5178.580	116.976	112.902	N/A	N/A	4.074	PK

Note: Measure Level (dB μ V/m) = Reading Level (dB μ V) + Factor (dB)

Factor (dB) = Cable Loss (dB) + Antenna Factor (dB/m) - Pre_Amplifier Gain (dB)

Site: AC1	Time: 2017/12/11 - 17:16
Limit: FCC_Part15.209_RE(3m)	Engineer: Kevin Ker
Probe: BBHA9120D_1GHz_18GHz	Polarity: Vertical
EUT: AC220m Wi-Fi module ID US	Power: AC 120V/60Hz
Test Mode: Transmit by 802.11n-HT20 at Channel 5180MHz Ant 0 + 1	

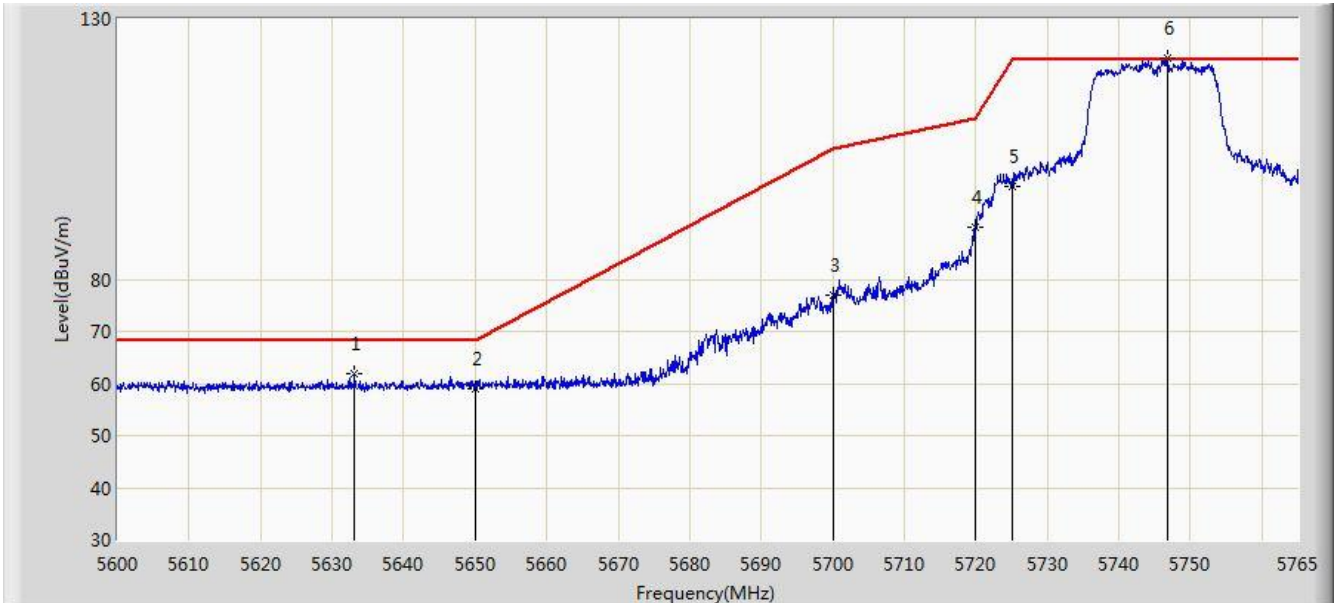


No	Flag	Mark	Frequency (MHz)	Measure Level (dBuV/m)	Reading Level (dBuV)	Margin (dB)	Limit (dBuV/m)	Factor (dB)	Type
1			5150.000	52.419	48.250	-1.581	54.000	4.170	AV
2			5177.995	106.954	102.878	N/A	N/A	4.077	AV

Note: Measure Level (dB μ V/m) = Reading Level (dB μ V) + Factor (dB)

Factor (dB) = Cable Loss (dB) + Antenna Factor (dB/m) - Pre_Amplifier Gain (dB)

Site: AC1	Time: 2017/12/11 - 18:05
Limit: FCC_Part15.407_RE(3m)	Engineer: Kevin Ker
Probe: BBHA9120D_1GHz_18GHz	Polarity: Horizontal
EUT: AC220m Wi-Fi module ID US	Power: AC 120V/60Hz
Test Mode: Transmit by 802.11n-HT20 at Channel 5745MHz Ant 0 + 1 (CDD Mode)	

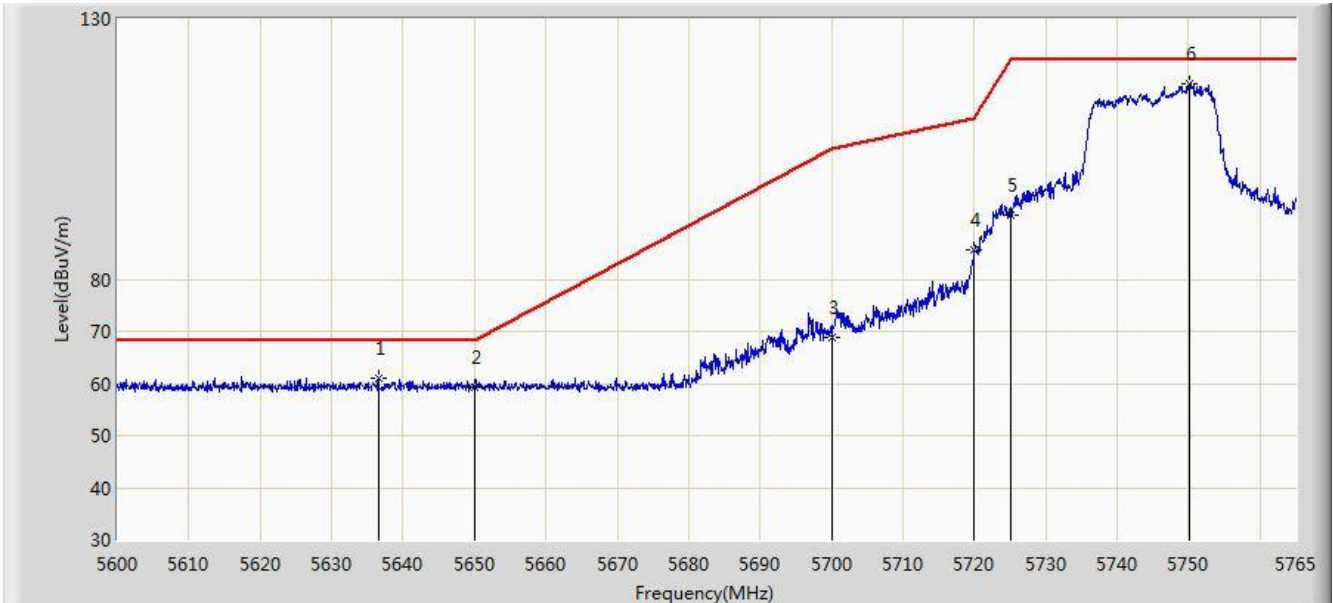


No	Flag	Mark	Frequency (MHz)	Measure Level (dBuV/m)	Reading Level (dBuV)	Margin (dB)	Limit (dBuV/m)	Factor (dB)	Type
1			5633.165	61.846	57.228	-6.354	68.200	4.618	PK
2			5650.000	58.923	54.252	-9.277	68.200	4.671	PK
3			5700.000	76.900	72.022	-28.300	105.200	4.878	PK
4			5720.000	90.141	85.144	-20.659	110.800	4.997	PK
5			5725.000	97.692	92.663	-24.508	122.200	5.029	PK
6			5746.768	122.515	117.350	N/A	N/A	5.165	PK

Note: Measure Level (dB μ V/m) = Reading Level (dB μ V) + Factor (dB)

Factor (dB) = Cable Loss (dB) + Antenna Factor (dB/m) - Pre_Amplifier Gain (dB)

Site: AC1	Time: 2017/12/11 - 18:05
Limit: FCC_Part15.407_RE(3m)	Engineer: Kevin Ker
Probe: BBHA9120D_1GHz_18GHz	Polarity: Vertical
EUT: AC220m Wi-Fi module ID US	Power: AC 120V/60Hz
Test Mode: Transmit by 802.11n-HT20 at Channel 5745MHz Ant 0 + 1 (CDD Mode)	

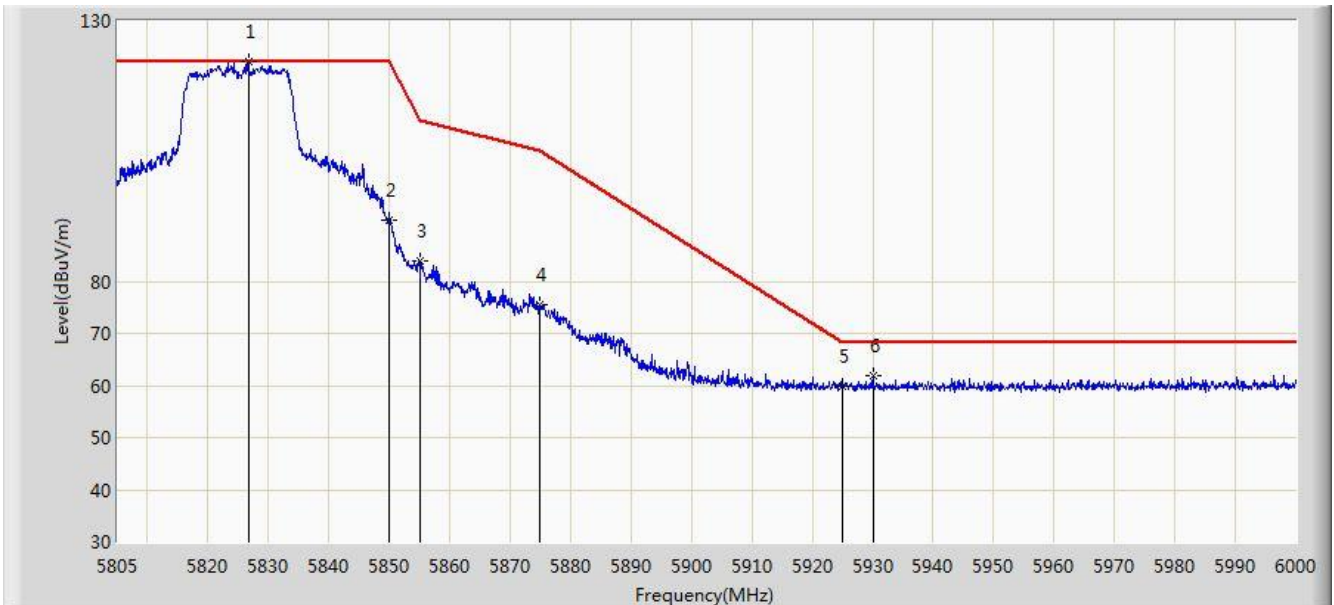


No	Flag	Mark	Frequency (MHz)	Measure Level (dBuV/m)	Reading Level (dBuV)	Margin (dB)	Limit (dBuV/m)	Factor (dB)	Type
1			5636.547	61.014	56.386	-7.186	68.200	4.628	PK
2			5650.000	59.333	54.662	-8.867	68.200	4.671	PK
3			5700.000	68.872	63.994	-36.328	105.200	4.878	PK
4			5720.000	85.747	80.750	-25.053	110.800	4.997	PK
5			5725.000	92.234	87.205	-29.966	122.200	5.029	PK
6			5750.150	117.457	112.273	N/A	N/A	5.184	PK

Note: Measure Level (dBμV/m) = Reading Level (dBμV) + Factor (dB)

Factor (dB) = Cable Loss (dB) + Antenna Factor (dB/m) - Pre_Amplifier Gain (dB)

Site: AC1	Time: 2017/12/11 - 18:07
Limit: FCC_Part15.407_RE(3m)	Engineer: Kevin Ker
Probe: BBHA9120D_1GHz_18GHz	Polarity: Horizontal
EUT: AC220m Wi-Fi module ID US	Power: AC 120V/60Hz
Test Mode: Transmit by 802.11n-HT20 at Channel 5825MHz Ant 0 + 1 (CDD Mode)	

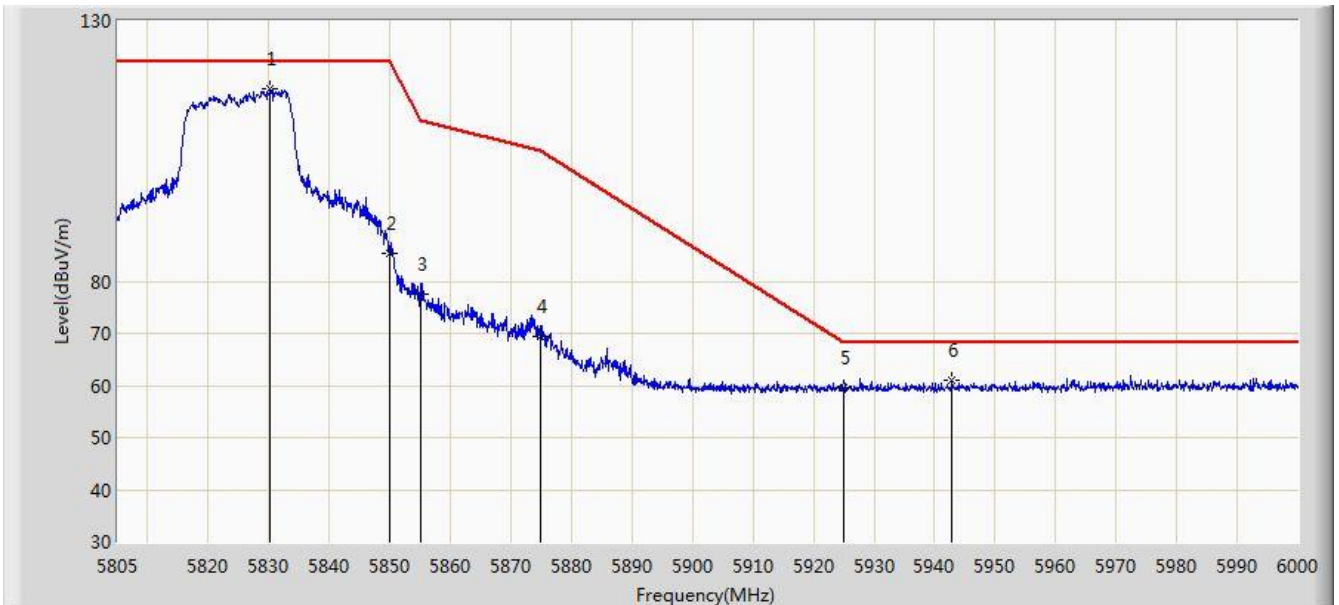


No	Flag	Mark	Frequency (MHz)	Measure Level (dBuV/m)	Reading Level (dBuV)	Margin (dB)	Limit (dBuV/m)	Factor (dB)	Type
1			5826.645	122.202	116.604	N/A	N/A	5.598	PK
2			5850.000	91.699	85.973	-30.501	122.200	5.726	PK
3			5855.000	83.923	78.177	-26.877	110.800	5.746	PK
4			5875.000	75.409	69.589	-29.791	105.200	5.820	PK
5			5925.000	59.898	53.932	-8.302	68.200	5.967	PK
6			5929.995	61.765	55.786	-6.435	68.200	5.979	PK

Note: Measure Level (dB μ V/m) = Reading Level (dB μ V) + Factor (dB)

Factor (dB) = Cable Loss (dB) + Antenna Factor (dB/m) - Pre_Amplifier Gain (dB)

Site: AC1	Time: 2017/12/11 - 18:08
Limit: FCC_Part15.407_RE(3m)	Engineer: Kevin Ker
Probe: BBHA9120D_1GHz_18GHz	Polarity: Vertical
EUT: AC220m Wi-Fi module ID US	Power: AC 120V/60Hz
Test Mode: Transmit by 802.11n-HT20 at Channel 5825MHz Ant 0 + 1 (CDD Mode)	

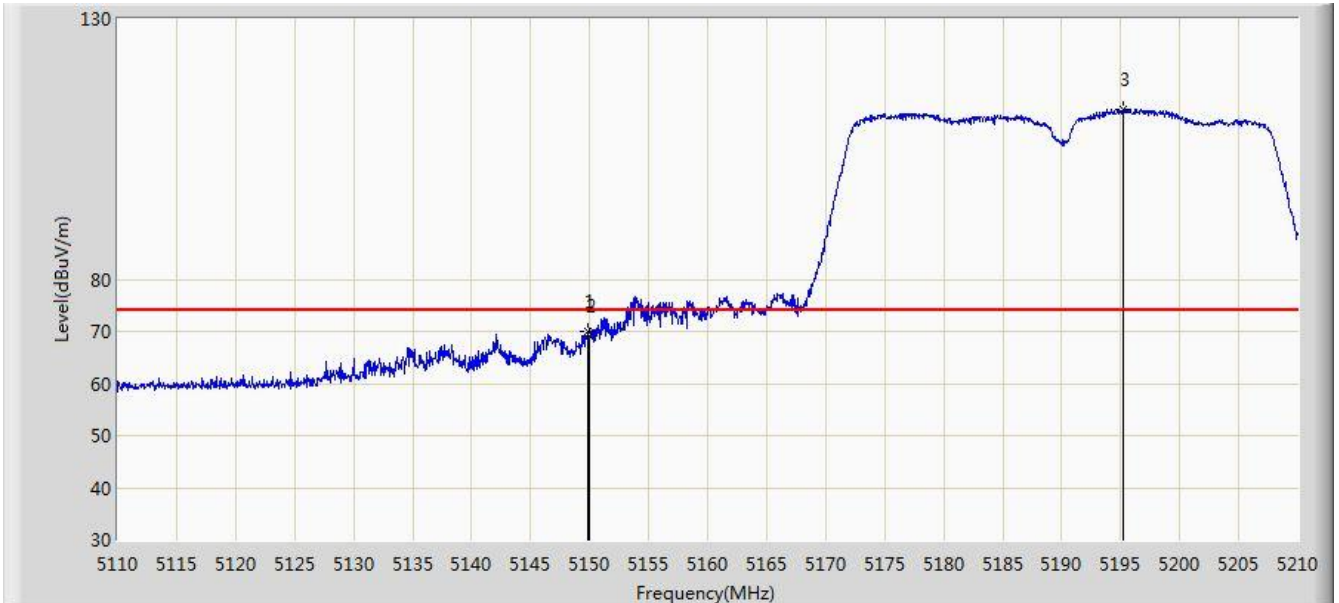


No	Flag	Mark	Frequency (MHz)	Measure Level (dBuV/m)	Reading Level (dBuV)	Margin (dB)	Limit (dBuV/m)	Factor (dB)	Type
1			5830.252	117.075	111.456	N/A	N/A	5.619	PK
2			5850.000	85.379	79.653	-36.821	122.200	5.726	PK
3			5855.000	77.515	71.769	-33.285	110.800	5.746	PK
4			5875.000	69.337	63.517	-35.863	105.200	5.820	PK
5			5925.000	59.487	53.521	-8.713	68.200	5.967	PK
6			5942.865	60.909	54.899	-7.291	68.200	6.010	PK

Note: Measure Level (dB μ V/m) = Reading Level (dB μ V) + Factor (dB)

Factor (dB) = Cable Loss (dB) + Antenna Factor (dB/m) - Pre_Amplifier Gain (dB)

Site: AC1	Time: 2017/12/11 - 18:35
Limit: FCC_Part15.209_RE(3m)	Engineer: Kevin Ker
Probe: BBHA9120D_1GHz_18GHz	Polarity: Horizontal
EUT: AC220m Wi-Fi module ID US	Power: AC 120V/60Hz
Test Mode: Transmit by 802.11n-HT40 at Channel 5190MHz Ant 0 + 1 (CDD Mode)	

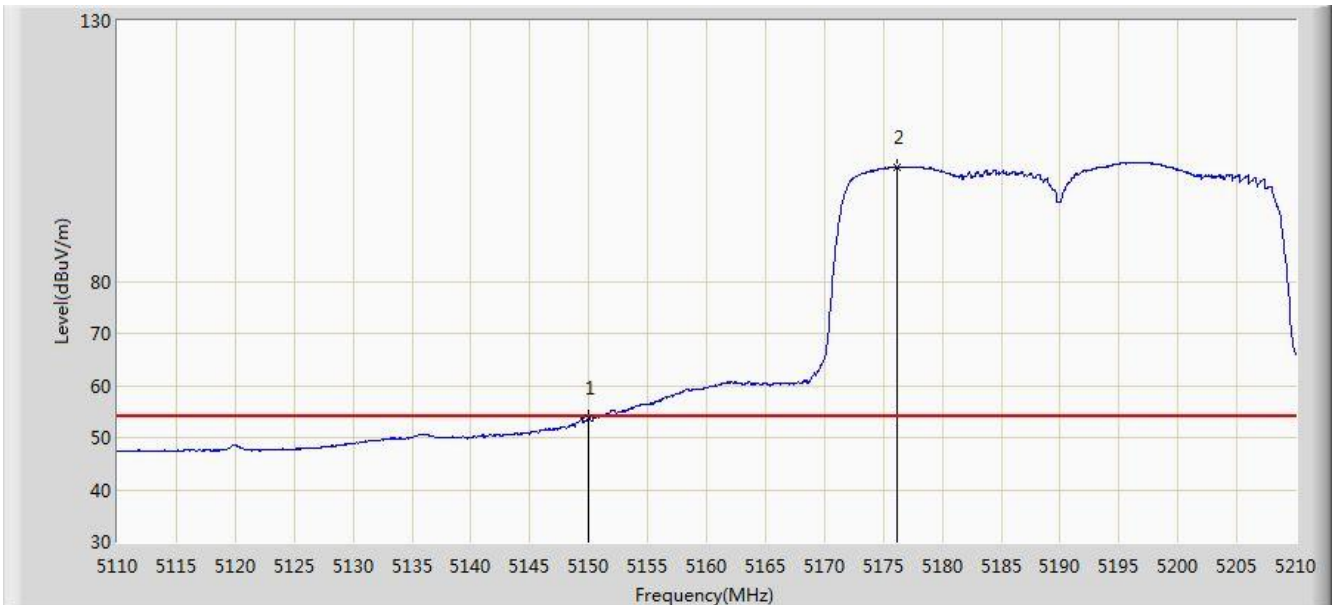


No	Flag	Mark	Frequency (MHz)	Measure Level (dBuV/m)	Reading Level (dBuV)	Margin (dB)	Limit (dBuV/m)	Factor (dB)	Type
1			5149.850	69.947	65.777	-4.053	74.000	4.170	PK
2			5150.000	69.273	65.104	-4.727	74.000	4.170	PK
3			5195.250	112.604	108.589	N/A	N/A	4.015	PK

Note: Measure Level (dB μ V/m) = Reading Level (dB μ V) + Factor (dB)

Factor (dB) = Cable Loss (dB) + Antenna Factor (dB/m) - Pre_Amplifier Gain (dB)

Site: AC1	Time: 2017/12/11 - 18:32
Limit: FCC_Part15.209_RE(3m)	Engineer: Kevin Ker
Probe: BBHA9120D_1GHz_18GHz	Polarity: Horizontal
EUT: AC220m Wi-Fi module ID US	Power: AC 120V/60Hz
Test Mode: Transmit by 802.11n-HT40 at Channel 5190MHz Ant 0 + 1 (CDD Mode)	

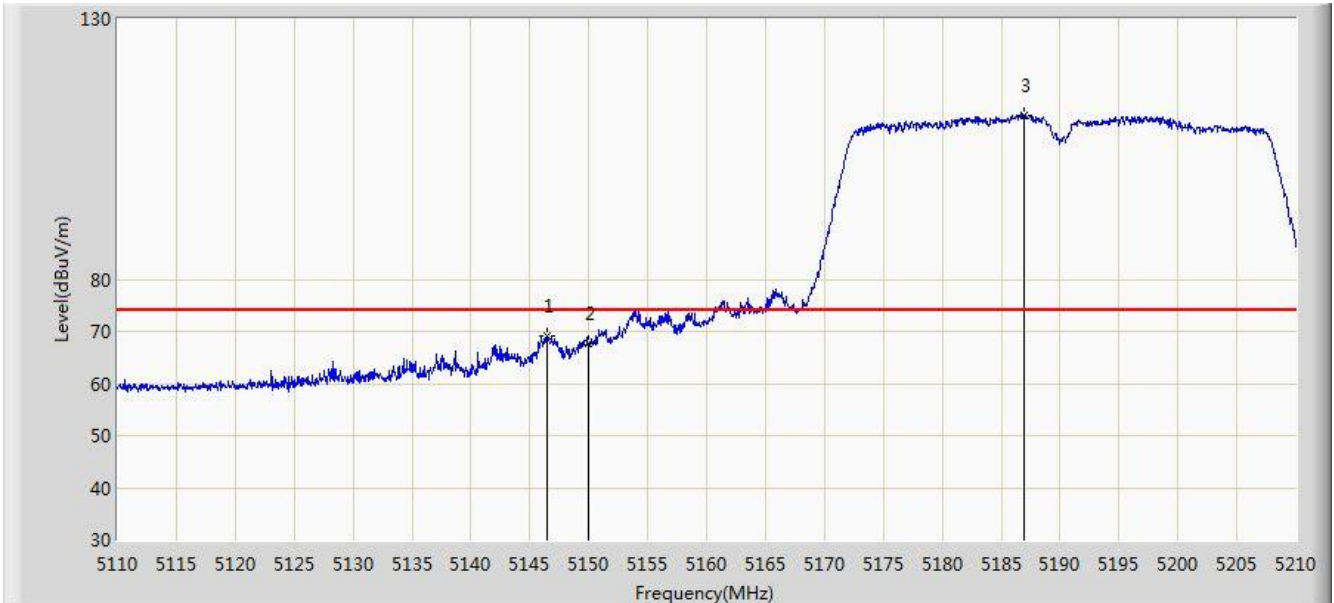


No	Flag	Mark	Frequency (MHz)	Measure Level (dBuV/m)	Reading Level (dBuV)	Margin (dB)	Limit (dBuV/m)	Factor (dB)	Type
1			5150.000	53.684	49.515	-0.316	54.000	4.170	AV
2			5176.200	101.896	97.814	N/A	N/A	4.082	AV

Note: Measure Level (dB μ V/m) = Reading Level (dB μ V) + Factor (dB)

Factor (dB) = Cable Loss (dB) + Antenna Factor (dB/m) - Pre_Amplifier Gain (dB)

Site: AC1	Time: 2017/12/11 - 18:37
Limit: FCC_Part15.209_RE(3m)	Engineer: Kevin Ker
Probe: BBHA9120D_1GHz_18GHz	Polarity: Vertical
EUT: AC220m Wi-Fi module ID US	Power: AC 120V/60Hz
Test Mode: Transmit by 802.11n-HT40 at Channel 5190MHz Ant 0 + 1 (CDD Mode)	

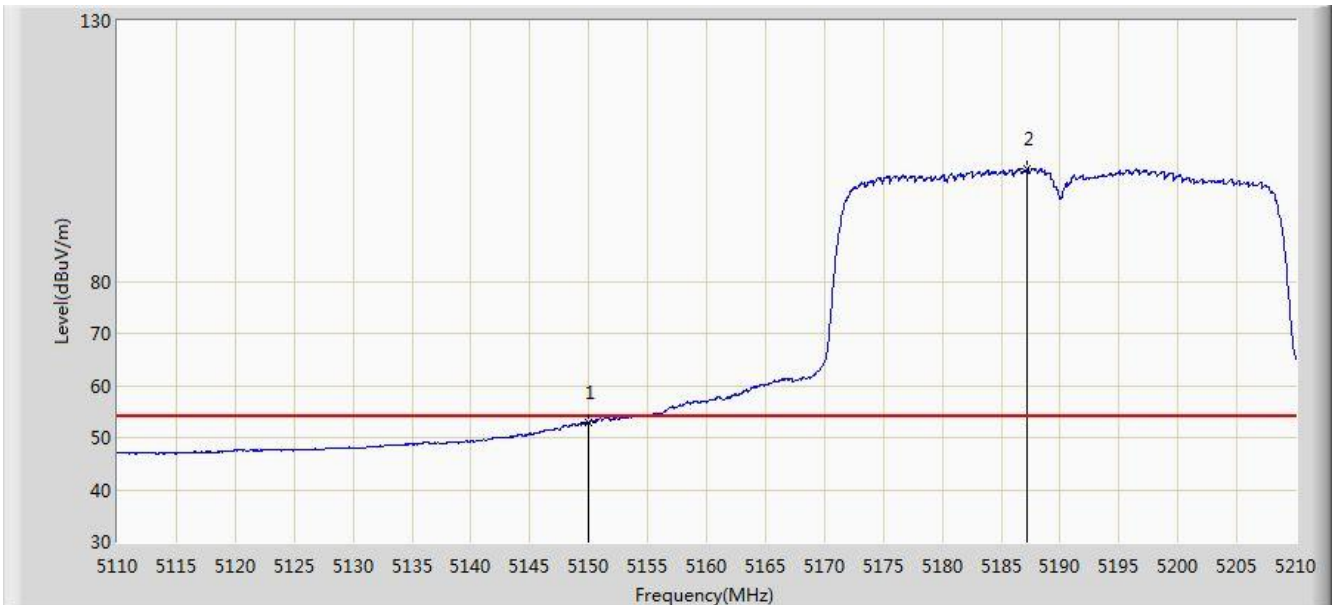


No	Flag	Mark	Frequency (MHz)	Measure Level (dBuV/m)	Reading Level (dBuV)	Margin (dB)	Limit (dBuV/m)	Factor (dB)	Type
1			5146.450	69.142	64.966	-4.858	74.000	4.176	PK
2			5150.000	67.691	63.522	-6.309	74.000	4.170	PK
3			5187.000	111.567	107.523	N/A	N/A	4.044	PK

Note: Measure Level (dBuV/m) = Reading Level (dBuV) + Factor (dB)

Factor (dB) = Cable Loss (dB) + Antenna Factor (dB/m) - Pre_Amplifier Gain (dB)

Site: AC1	Time: 2017/12/11 - 18:38
Limit: FCC_Part15.209_RE(3m)	Engineer: Kevin Ker
Probe: BBHA9120D_1GHz_18GHz	Polarity: Vertical
EUT: AC220m Wi-Fi module ID US	Power: AC 120V/60Hz
Test Mode: Transmit by 802.11n-HT40 at Channel 5190MHz Ant 0 + 1 (CDD Mode)	

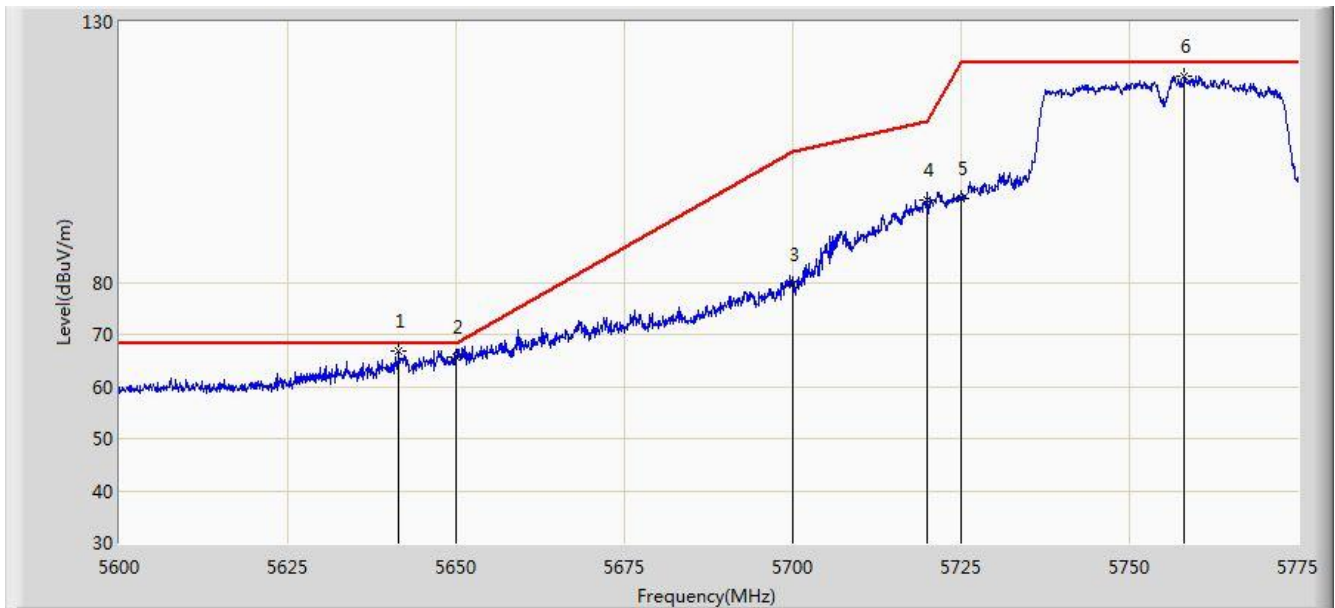


No	Flag	Mark	Frequency (MHz)	Measure Level (dBuV/m)	Reading Level (dBuV)	Margin (dB)	Limit (dBuV/m)	Factor (dB)	Type
1			5150.000	52.866	48.697	-1.134	54.000	4.170	AV
2			5187.250	101.624	97.581	N/A	N/A	4.043	AV

Note: Measure Level (dB μ V/m) = Reading Level (dB μ V) + Factor (dB)

Factor (dB) = Cable Loss (dB) + Antenna Factor (dB/m) - Pre_Amplifier Gain (dB)

Site: AC1	Time: 2017/12/11 - 19:14
Limit: FCC_Part15.407_RE(3m)	Engineer: Kevin Ker
Probe: BBHA9120D_1GHz_18GHz	Polarity: Horizontal
EUT: AC220m Wi-Fi module ID US	Power: AC 120V/60Hz
Test Mode: Transmit by 802.11n-HT40 at Channel 5755MHz Ant 0 + 1 (CDD Mode)	

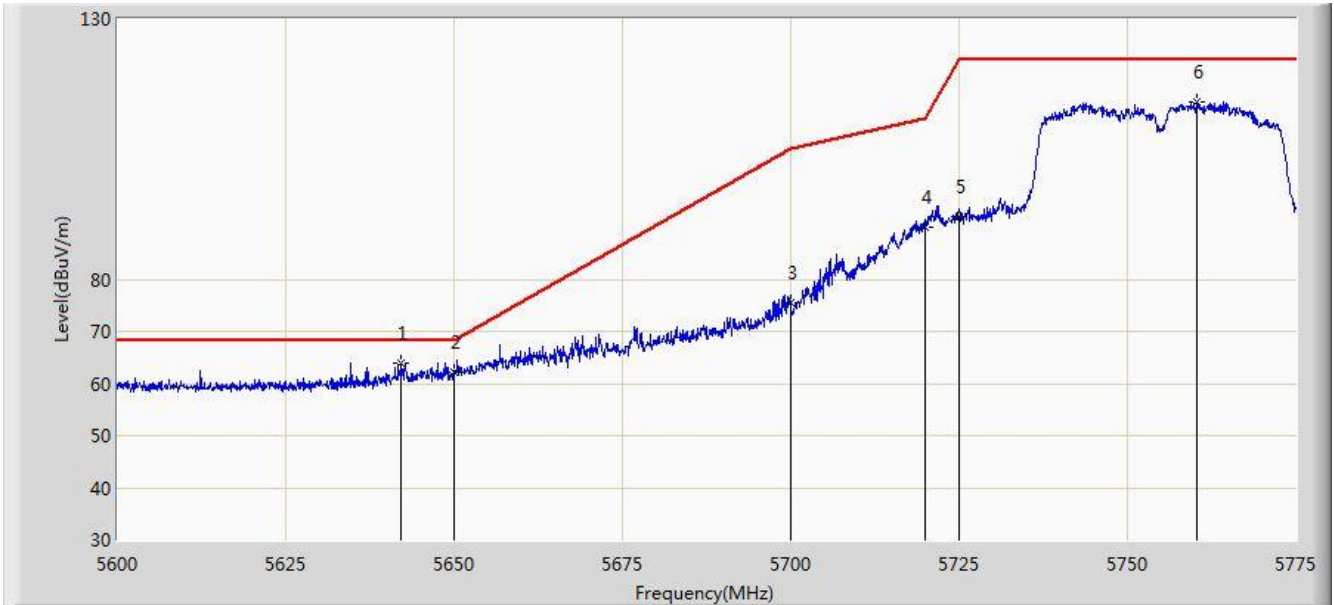


No	Flag	Mark	Frequency (MHz)	Measure Level (dBuV/m)	Reading Level (dBuV)	Margin (dB)	Limit (dBuV/m)	Factor (dB)	Type
1			5641.475	66.682	62.039	-1.518	68.200	4.643	PK
2			5650.000	65.618	60.947	-2.582	68.200	4.671	PK
3			5700.000	79.443	74.565	-25.757	105.200	4.878	PK
4			5720.000	95.793	90.796	-15.007	110.800	4.997	PK
5			5725.000	95.965	90.936	-26.235	122.200	5.029	PK
6			5758.200	119.623	114.393	N/A	N/A	5.229	PK

Note: Measure Level (dBμV/m) = Reading Level (dBμV) + Factor (dB)

Factor (dB) = Cable Loss (dB) + Antenna Factor (dB/m) - Pre_Amplifier Gain (dB)

Site: AC1	Time: 2017/12/11 - 19:22
Limit: FCC_Part15.407_RE(3m)	Engineer: Kevin Ker
Probe: BBHA9120D_1GHz_18GHz	Polarity: Vertical
EUT: AC220m Wi-Fi module ID US	Power: AC 120V/60Hz
Test Mode: Transmit by 802.11n-HT40 at Channel 5755MHz Ant 0 + 1 (CDD Mode)	

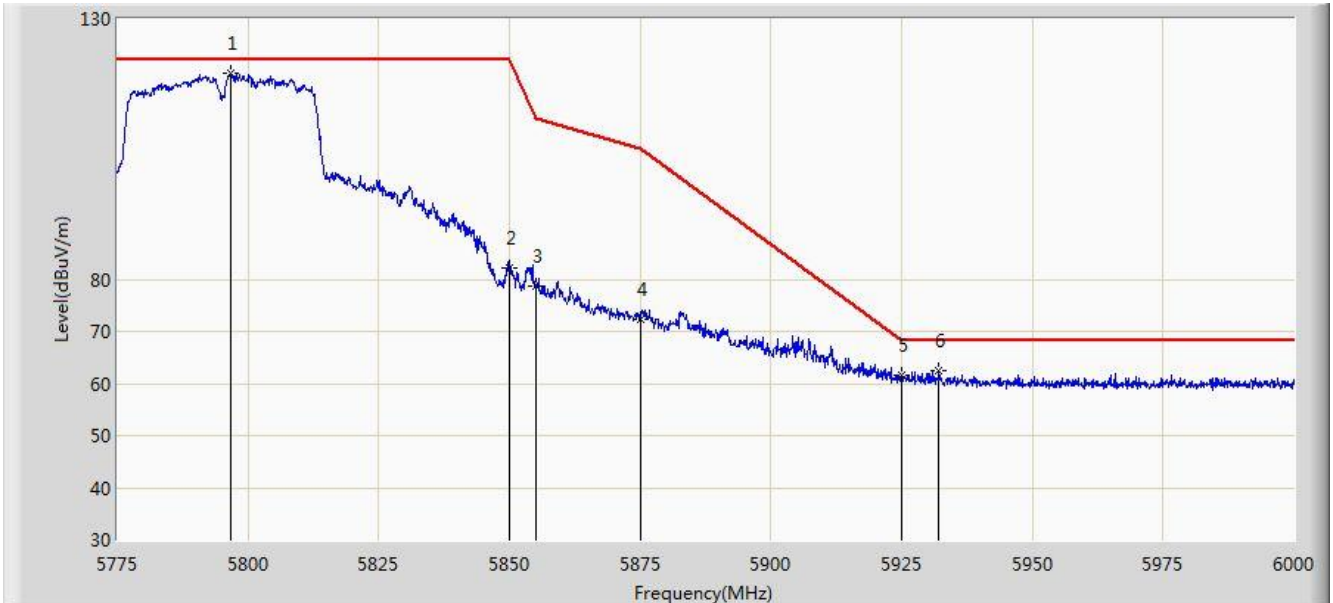


No	Flag	Mark	Frequency (MHz)	Measure Level (dBuV/m)	Reading Level (dBuV)	Margin (dB)	Limit (dBuV/m)	Factor (dB)	Type
1			5642.087	63.896	59.251	-4.304	68.200	4.645	PK
2			5650.000	62.171	57.500	-6.029	68.200	4.671	PK
3			5700.000	75.523	70.645	-29.677	105.200	4.878	PK
4			5720.000	89.898	84.901	-20.902	110.800	4.997	PK
5			5725.000	92.001	86.972	-30.199	122.200	5.029	PK
6			5760.212	114.148	108.907	N/A	N/A	5.241	PK

Note: Measure Level (dBμV/m) = Reading Level (dBμV) + Factor (dB)

Factor (dB) = Cable Loss (dB) + Antenna Factor (dB/m) - Pre_Amplifier Gain (dB)

Site: AC1	Time: 2017/12/11 - 19:23
Limit: FCC_Part15.407_RE(3m)	Engineer: Kevin Ker
Probe: BBHA9120D_1GHz_18GHz	Polarity: Horizontal
EUT: AC220m Wi-Fi module ID US	Power: AC 120V/60Hz
Test Mode: Transmit by 802.11n-HT40 at Channel 5795MHz Ant 0 + 1 (CDD Mode)	

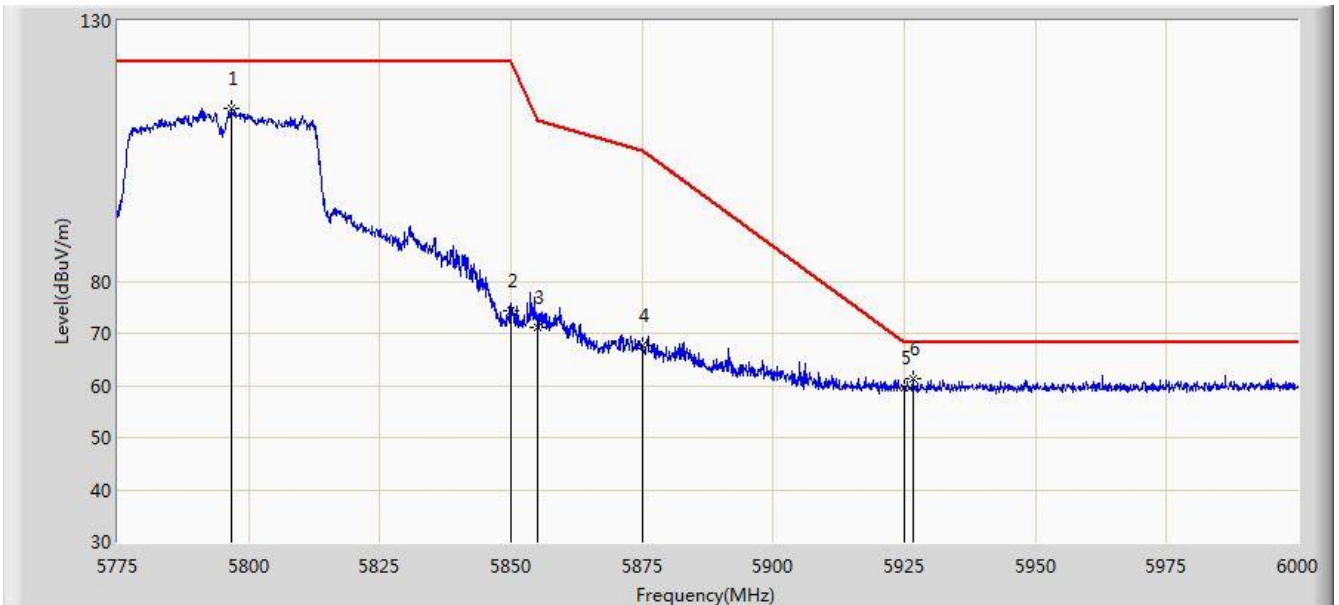


No	Flag	Mark	Frequency (MHz)	Measure Level (dBuV/m)	Reading Level (dBuV)	Margin (dB)	Limit (dBuV/m)	Factor (dB)	Type
1			5796.600	119.441	114.015	N/A	N/A	5.425	PK
2			5850.000	82.249	76.523	-39.951	122.200	5.726	PK
3			5855.000	78.682	72.936	-32.118	110.800	5.746	PK
4			5875.000	72.332	66.512	-32.868	105.200	5.820	PK
5			5925.000	61.511	55.545	-6.689	68.200	5.967	PK
6			5932.163	62.593	56.609	-5.607	68.200	5.984	PK

Note: Measure Level (dB μ V/m) = Reading Level (dB μ V) + Factor (dB)

Factor (dB) = Cable Loss (dB) + Antenna Factor (dB/m) - Pre_Amplifier Gain (dB)

Site: AC1	Time: 2017/12/11 - 19:24
Limit: FCC_Part15.407_RE(3m)	Engineer: Kevin Ker
Probe: BBHA9120D_1GHz_18GHz	Polarity: Vertical
EUT: AC220m Wi-Fi module ID US	Power: AC 120V/60Hz
Test Mode: Transmit by 802.11n-HT40 at Channel 5795MHz Ant 0 + 1 (CDD Mode)	

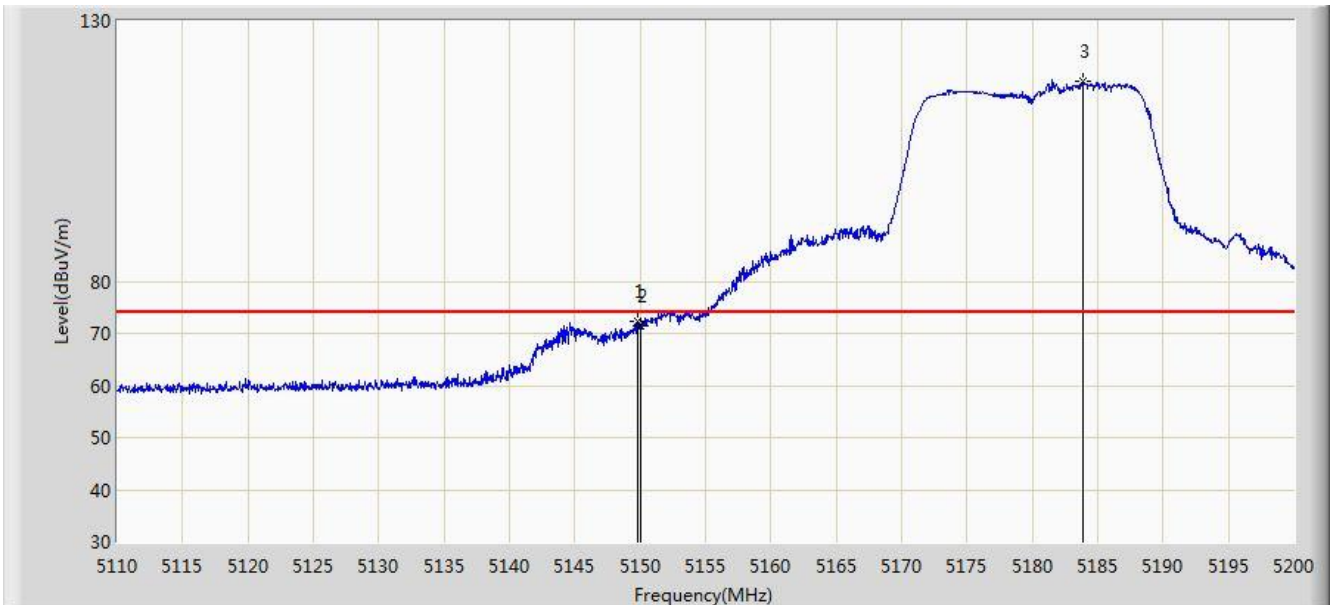


No	Flag	Mark	Frequency (MHz)	Measure Level (dBuV/m)	Reading Level (dBuV)	Margin (dB)	Limit (dBuV/m)	Factor (dB)	Type
1			5796.712	113.069	107.642	N/A	N/A	5.428	PK
2			5850.000	74.359	68.633	-47.841	122.200	5.726	PK
3			5855.000	71.162	65.416	-39.638	110.800	5.746	PK
4			5875.000	67.554	61.734	-37.646	105.200	5.820	PK
5			5925.000	59.570	53.604	-8.630	68.200	5.967	PK
6			5926.650	61.401	55.430	-6.799	68.200	5.970	PK

Note: Measure Level (dB μ V/m) = Reading Level (dB μ V) + Factor (dB)

Factor (dB) = Cable Loss (dB) + Antenna Factor (dB/m) - Pre_Amplifier Gain (dB)

Site: AC1	Time: 2017/12/11 - 19:32
Limit: FCC_Part15.209_RE(3m)	Engineer: Kevin Ker
Probe: BBHA9120D_1GHz_18GHz	Polarity: Horizontal
EUT: AC220m Wi-Fi module ID US	Power: AC 120V/60Hz
Test Mode: Transmit by 802.11ac-VHT20 at Channel 5180MHz Ant 0 + 1 (CDD Mode)	

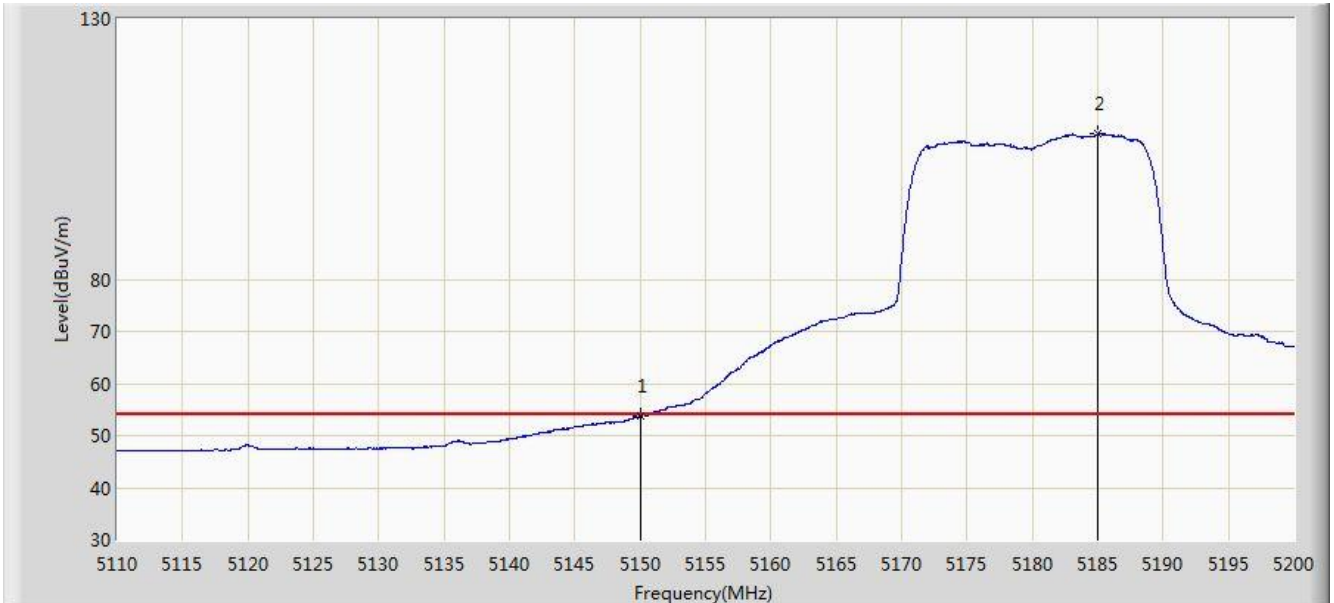


No	Flag	Mark	Frequency (MHz)	Measure Level (dBuV/m)	Reading Level (dBuV)	Margin (dB)	Limit (dBuV/m)	Factor (dB)	Type
1			5149.825	72.227	68.057	-1.773	74.000	4.170	PK
2			5150.000	71.522	67.353	-2.478	74.000	4.170	PK
3			5183.890	118.391	114.336	N/A	N/A	4.056	PK

Note: Measure Level (dB μ V/m) = Reading Level (dB μ V) + Factor (dB)

Factor (dB) = Cable Loss (dB) + Antenna Factor (dB/m) - Pre_Amplifier Gain (dB)

Site: AC1	Time: 2017/12/11 - 19:26
Limit: FCC_Part15.209_RE(3m)	Engineer: Kevin Ker
Probe: BBHA9120D_1GHz_18GHz	Polarity: Horizontal
EUT: AC220m Wi-Fi module ID US	Power: AC 120V/60Hz
Test Mode: Transmit by 802.11ac-VHT20 at Channel 5180MHz Ant 0 + 1 (CDD Mode)	

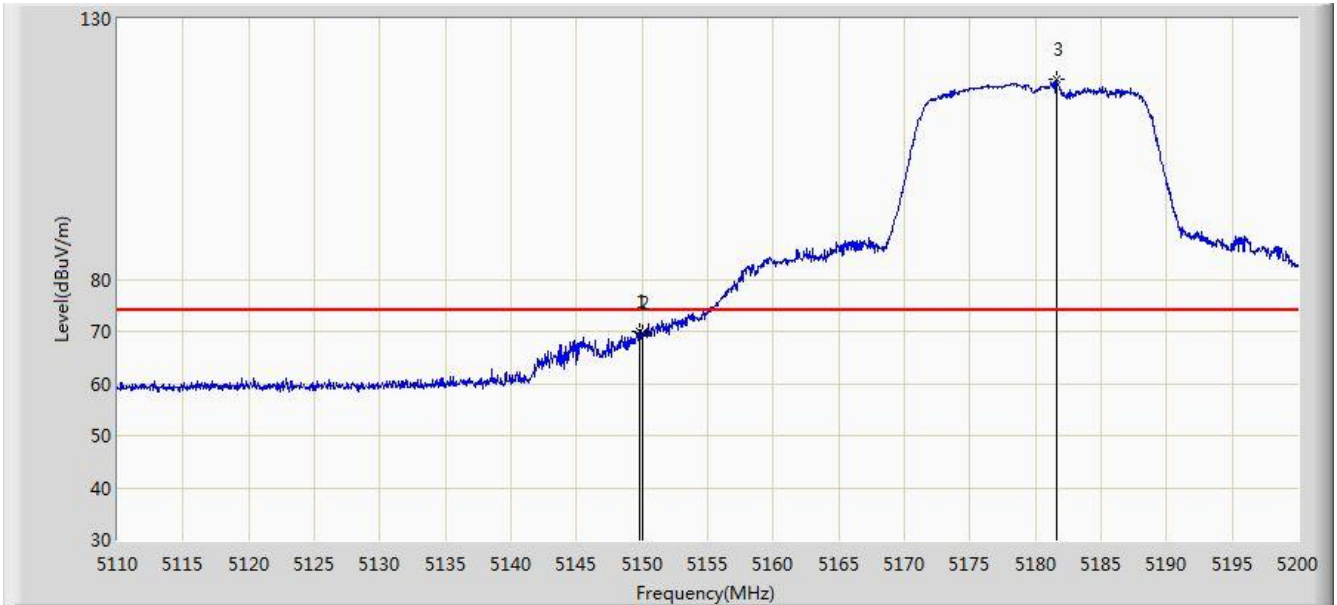


No	Flag	Mark	Frequency (MHz)	Measure Level (dBuV/m)	Reading Level (dBuV)	Margin (dB)	Limit (dBuV/m)	Factor (dB)	Type
1			5150.000	53.772	49.603	-0.228	54.000	4.170	AV
2			5184.970	107.829	103.778	N/A	N/A	4.052	AV

Note: Measure Level (dB μ V/m) = Reading Level (dB μ V) + Factor (dB)

Factor (dB) = Cable Loss (dB) + Antenna Factor (dB/m) - Pre_Amplifier Gain (dB)

Site: AC1	Time: 2017/12/11 - 19:33
Limit: FCC_Part15.209_RE(3m)	Engineer: Kevin Ker
Probe: BBHA9120D_1GHz_18GHz	Polarity: Vertical
EUT: AC220m Wi-Fi module ID US	Power: AC 120V/60Hz
Test Mode: Transmit by 802.11ac-VHT20 at Channel 5180MHz Ant 0 + 1 (CDD Mode)	

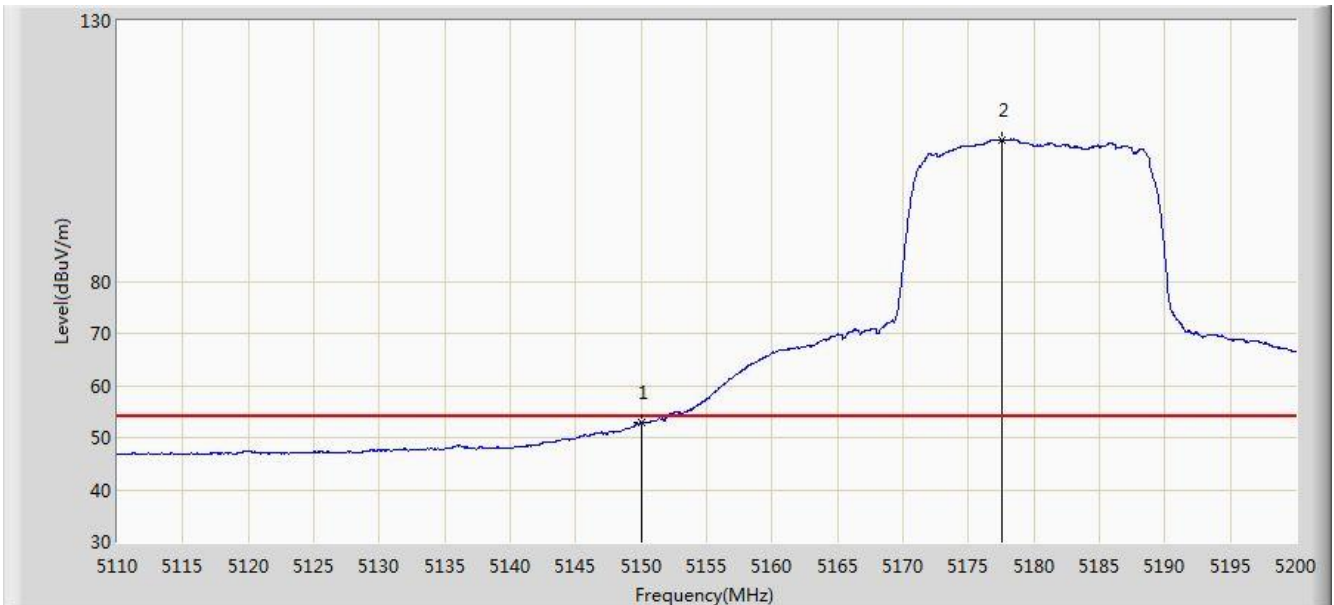


No	Flag	Mark	Frequency (MHz)	Measure Level (dBuV/m)	Reading Level (dBuV)	Margin (dB)	Limit (dBuV/m)	Factor (dB)	Type
1			5149.780	69.913	65.743	-4.087	74.000	4.169	PK
2			5150.000	69.598	65.429	-4.402	74.000	4.170	PK
3			5181.595	118.310	114.247	N/A	N/A	4.063	PK

Note: Measure Level (dB μ V/m) = Reading Level (dB μ V) + Factor (dB)

Factor (dB) = Cable Loss (dB) + Antenna Factor (dB/m) - Pre_Amplifier Gain (dB)

Site: AC1	Time: 2017/12/11 - 19:35
Limit: FCC_Part15.209_RE(3m)	Engineer: Kevin Ker
Probe: BBHA9120D_1GHz_18GHz	Polarity: Vertical
EUT: AC220m Wi-Fi module ID US	Power: AC 120V/60Hz
Test Mode: Transmit by 802.11ac-VHT20 at Channel 5180MHz Ant 0 + 1 (CDD Mode)	

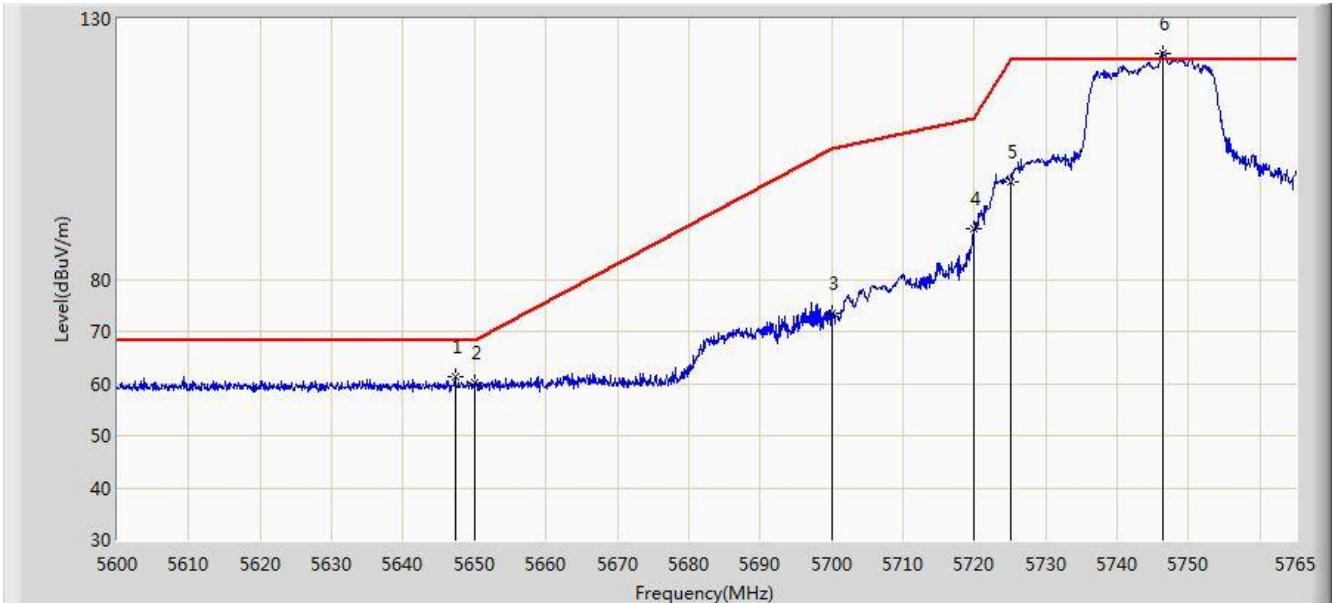


No	Flag	Mark	Frequency (MHz)	Measure Level (dBuV/m)	Reading Level (dBuV)	Margin (dB)	Limit (dBuV/m)	Factor (dB)	Type
1			5150.000	52.808	48.639	-1.192	54.000	4.170	AV
2			5177.500	107.203	103.125	N/A	N/A	4.077	AV

Note: Measure Level (dB μ V/m) = Reading Level (dB μ V) + Factor (dB)

Factor (dB) = Cable Loss (dB) + Antenna Factor (dB/m) - Pre_Amplifier Gain (dB)

Site: AC1	Time: 2017/12/11 - 20:09
Limit: FCC_Part15.407_RE(3m)	Engineer: Kevin Ker
Probe: BBHA9120D_1GHz_18GHz	Polarity: Horizontal
EUT: AC220m Wi-Fi module ID US	Power: AC 120V/60Hz
Test Mode: Transmit by 802.11ac-VHT20 at Channel 5745MHz Ant 0 + 1 (CDD Mode)	

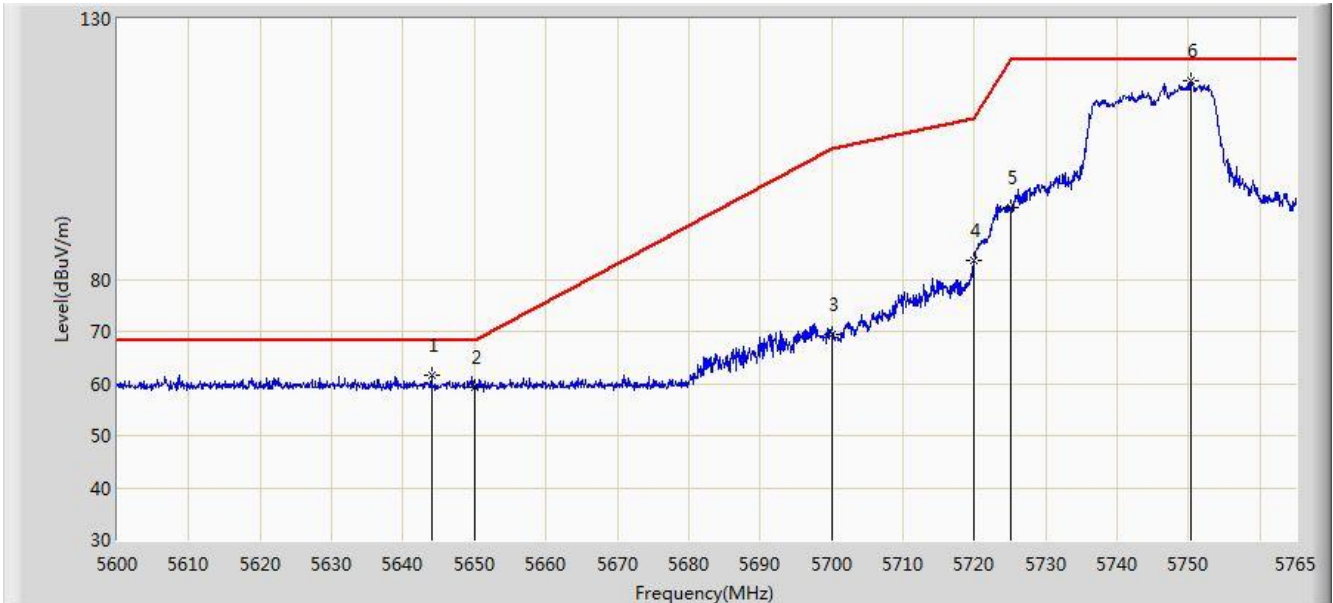


No	Flag	Mark	Frequency (MHz)	Measure Level (dBuV/m)	Reading Level (dBuV)	Margin (dB)	Limit (dBuV/m)	Factor (dB)	Type
1			5647.272	61.241	56.579	-6.959	68.200	4.662	PK
2			5650.000	60.078	55.407	-8.122	68.200	4.671	PK
3			5700.000	73.463	68.585	-31.737	105.200	4.878	PK
4			5720.000	89.641	84.644	-21.159	110.800	4.997	PK
5			5725.000	98.840	93.811	-23.360	122.200	5.029	PK
6			5746.355	123.418	118.255	N/A	N/A	5.163	PK

Note: Measure Level (dB μ V/m) = Reading Level (dB μ V) + Factor (dB)

Factor (dB) = Cable Loss (dB) + Antenna Factor (dB/m) - Pre_Amplifier Gain (dB)

Site: AC1	Time: 2017/12/11 - 20:10
Limit: FCC_Part15.407_RE(3m)	Engineer: Kevin Ker
Probe: BBHA9120D_1GHz_18GHz	Polarity: Vertical
EUT: AC220m Wi-Fi module ID US	Power: AC 120V/60Hz
Test Mode: Transmit by 802.11ac-VHT20 at Channel 5745MHz Ant 0 + 1 (CDD Mode)	

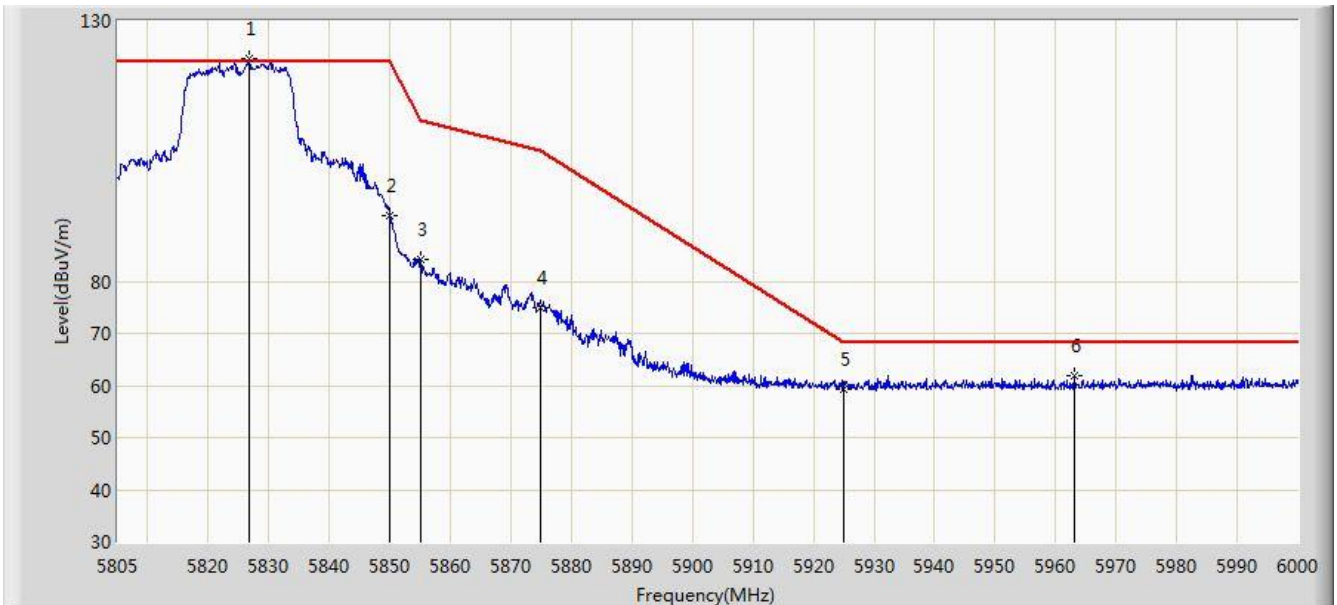


No	Flag	Mark	Frequency (MHz)	Measure Level (dBuV/m)	Reading Level (dBuV)	Margin (dB)	Limit (dBuV/m)	Factor (dB)	Type
1			5643.973	61.546	56.895	-6.654	68.200	4.651	PK
2			5650.000	59.287	54.616	-8.913	68.200	4.671	PK
3			5700.000	69.530	64.652	-35.670	105.200	4.878	PK
4			5720.000	83.697	78.700	-27.103	110.800	4.997	PK
5			5725.000	93.811	88.782	-28.389	122.200	5.029	PK
6			5750.232	118.140	112.955	N/A	N/A	5.184	PK

Note: Measure Level (dB μ V/m) = Reading Level (dB μ V) + Factor (dB)

Factor (dB) = Cable Loss (dB) + Antenna Factor (dB/m) - Pre_Amplifier Gain (dB)

Site: AC1	Time: 2017/12/11 - 20:12
Limit: FCC_Part15.407_RE(3m)	Engineer: Kevin Ker
Probe: BBHA9120D_1GHz_18GHz	Polarity: Horizontal
EUT: AC220m Wi-Fi module ID US	Power: AC 120V/60Hz
Test Mode: Transmit by 802.11ac-VHT20 at Channel 5825MHz Ant 0 + 1 (CDD Mode)	

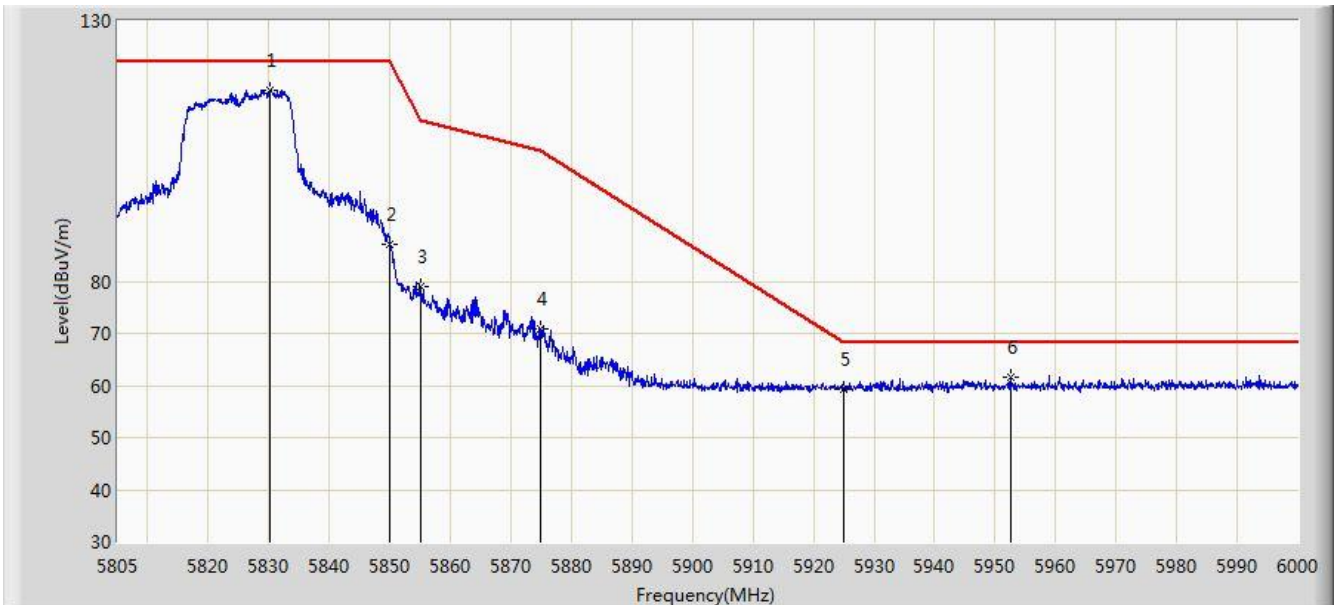


No	Flag	Mark	Frequency (MHz)	Measure Level (dBuV/m)	Reading Level (dBuV)	Margin (dB)	Limit (dBuV/m)	Factor (dB)	Type
1			5826.645	122.718	117.120	N/A	N/A	5.598	PK
2			5850.000	92.565	86.839	-29.635	122.200	5.726	PK
3			5855.000	84.207	78.461	-26.593	110.800	5.746	PK
4			5875.000	74.964	69.144	-30.236	105.200	5.820	PK
5			5925.000	59.408	53.442	-8.792	68.200	5.967	PK
6			5963.047	61.885	55.836	-6.315	68.200	6.049	PK

Note: Measure Level (dBμV/m) = Reading Level (dBμV) + Factor (dB)

Factor (dB) = Cable Loss (dB) + Antenna Factor (dB/m) - Pre_Amplifier Gain (dB)

Site: AC1	Time: 2017/12/11 - 20:14
Limit: FCC_Part15.407_RE(3m)	Engineer: Kevin Ker
Probe: BBHA9120D_1GHz_18GHz	Polarity: Vertical
EUT: AC220m Wi-Fi module ID US	Power: AC 120V/60Hz
Test Mode: Transmit by 802.11ac-VHT20 at Channel 5825MHz Ant 0 + 1 (CDD Mode)	

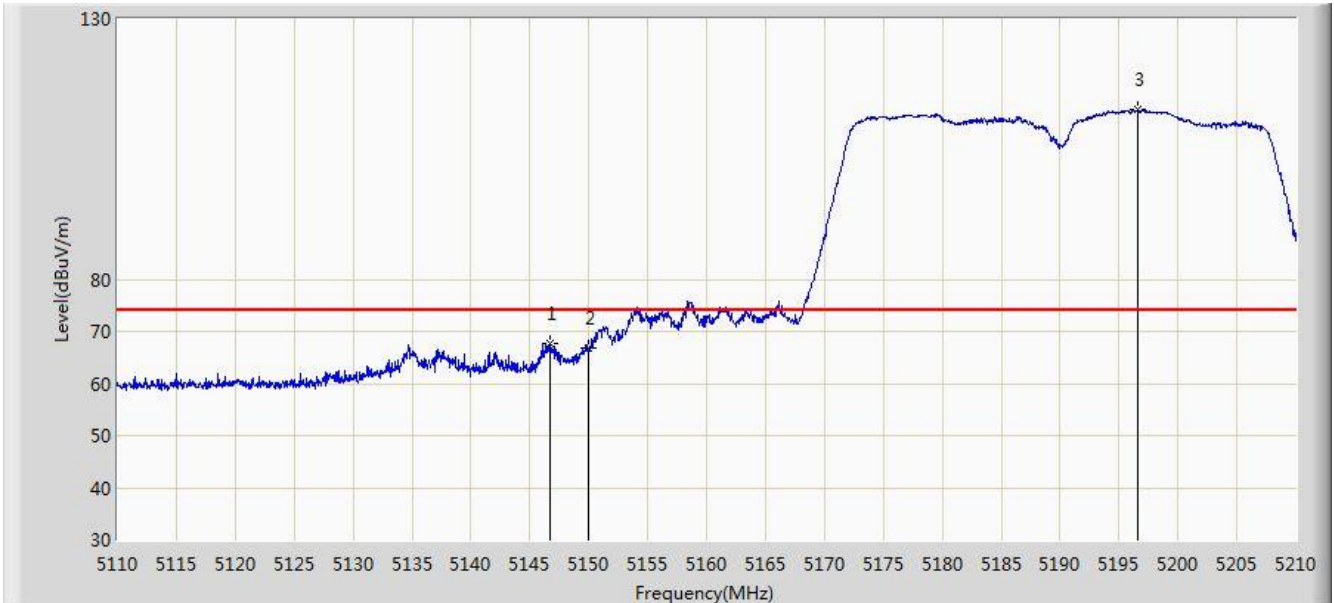


No	Flag	Mark	Frequency (MHz)	Measure Level (dBuV/m)	Reading Level (dBuV)	Margin (dB)	Limit (dBuV/m)	Factor (dB)	Type
1			5830.155	116.807	111.189	N/A	N/A	5.617	PK
2			5850.000	87.095	81.369	-35.105	122.200	5.726	PK
3			5855.000	79.096	73.350	-31.704	110.800	5.746	PK
4			5875.000	70.741	64.921	-34.459	105.200	5.820	PK
5			5925.000	59.183	53.217	-9.017	68.200	5.967	PK
6			5952.712	61.615	55.584	-6.585	68.200	6.031	PK

Note: Measure Level (dB μ V/m) = Reading Level (dB μ V) + Factor (dB)

Factor (dB) = Cable Loss (dB) + Antenna Factor (dB/m) - Pre_Amplifier Gain (dB)

Site: AC1	Time: 2017/12/11 - 20:20
Limit: FCC_Part15.209_RE(3m)	Engineer: Kevin Ker
Probe: BBHA9120D_1GHz_18GHz	Polarity: Horizontal
EUT: AC220m Wi-Fi module ID US	Power: AC 120V/60Hz
Test Mode: Transmit by 802.11ac-VHT40 at Channel 5190MHz Ant 0 + 1 (CDD Mode)	

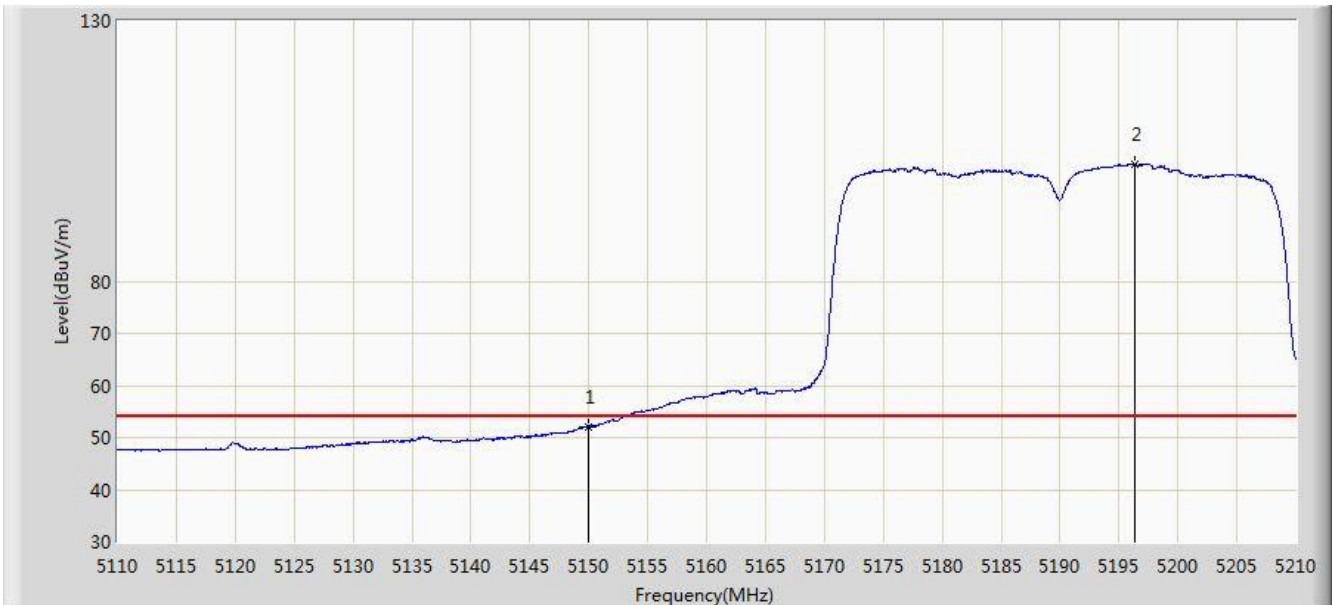


No	Flag	Mark	Frequency (MHz)	Measure Level (dBuV/m)	Reading Level (dBuV)	Margin (dB)	Limit (dBuV/m)	Factor (dB)	Type
1			5146.700	67.675	63.877	-6.325	74.000	3.798	PK
2			5150.000	66.739	62.956	-7.261	74.000	3.783	PK
3			5196.650	112.503	108.907	N/A	N/A	3.596	PK

Note: Measure Level (dB μ V/m) = Reading Level (dB μ V) + Factor (dB)

Factor (dB) = Cable Loss (dB) + Antenna Factor (dB/m) - Pre_Amplifier Gain (dB)

Site: AC1	Time: 2017/12/11 - 20:19
Limit: FCC_Part15.209_RE(3m)	Engineer: Kevin Ker
Probe: BBHA9120D_1GHz_18GHz	Polarity: Horizontal
EUT: AC220m Wi-Fi module ID US	Power: AC 120V/60Hz
Test Mode: Transmit by 802.11ac-VHT40 at Channel 5190MHz Ant 0 + 1 (CDD Mode)	

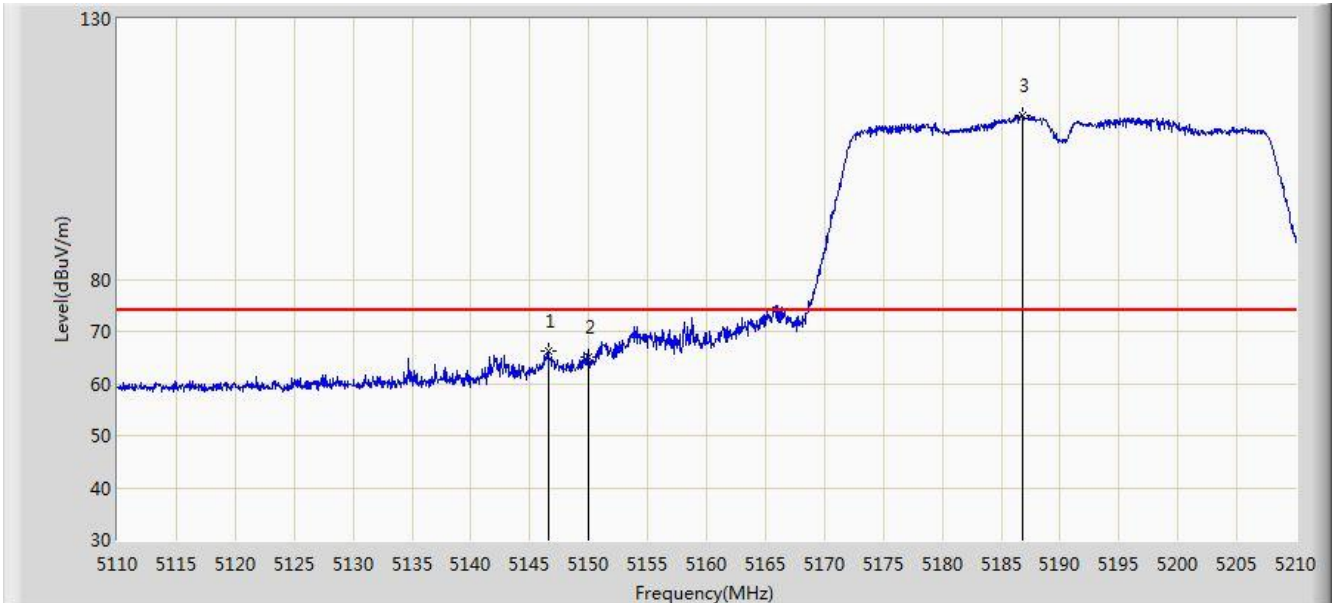


No	Flag	Mark	Frequency (MHz)	Measure Level (dBuV/m)	Reading Level (dBuV)	Margin (dB)	Limit (dBuV/m)	Factor (dB)	Type
1			5150.000	52.030	47.861	-1.970	54.000	4.170	AV
2			5196.400	102.595	98.584	N/A	N/A	4.010	AV

Note: Measure Level (dB μ V/m) = Reading Level (dB μ V) + Factor (dB)

Factor (dB) = Cable Loss (dB) + Antenna Factor (dB/m) - Pre_Amplifier Gain (dB)

Site: AC1	Time: 2017/12/11 - 20:21
Limit: FCC_Part15.209_RE(3m)	Engineer: Kevin Ker
Probe: BBHA9120D_1GHz_18GHz	Polarity: Vertical
EUT: AC220m Wi-Fi module ID US	Power: AC 120V/60Hz
Test Mode: Transmit by 802.11ac-VHT40 at Channel 5190MHz Ant 0 + 1 (CDD Mode)	

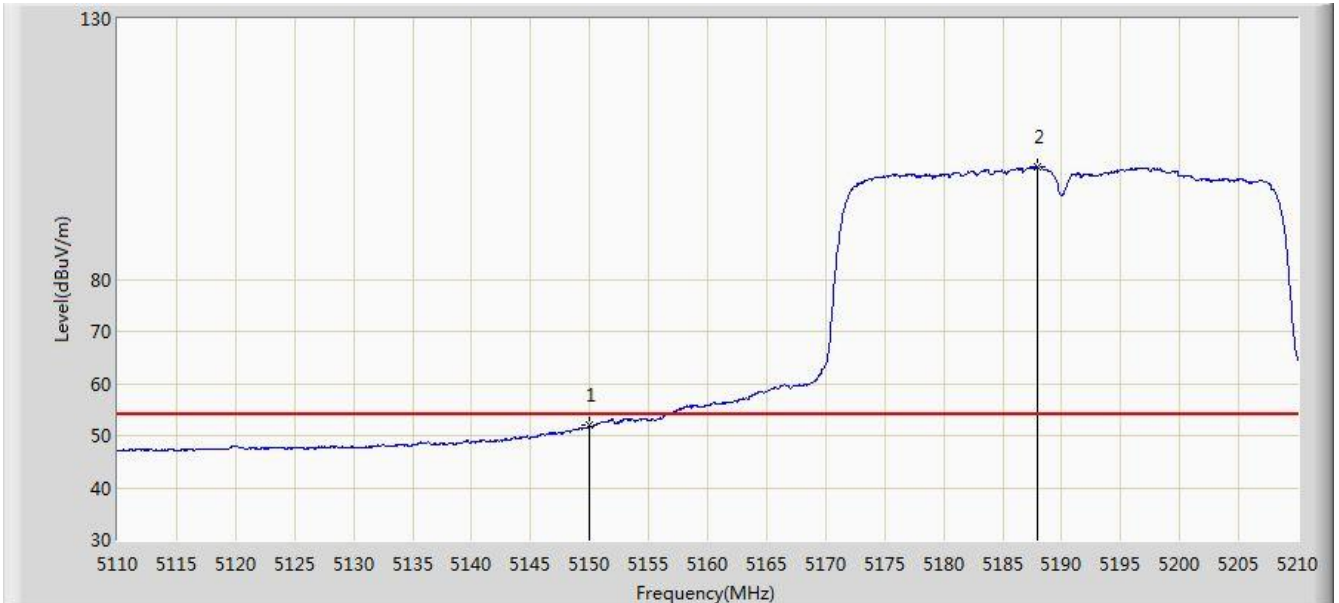


No	Flag	Mark	Frequency (MHz)	Measure Level (dBuV/m)	Reading Level (dBuV)	Margin (dB)	Limit (dBuV/m)	Factor (dB)	Type
1			5146.550	66.280	62.104	-7.720	74.000	4.176	PK
2			5150.000	64.959	60.790	-9.041	74.000	4.170	PK
3			5186.800	111.446	107.401	N/A	N/A	4.045	PK

Note: Measure Level (dB μ V/m) = Reading Level (dB μ V) + Factor (dB)

Factor (dB) = Cable Loss (dB) + Antenna Factor (dB/m) - Pre_Amplifier Gain (dB)

Site: AC1	Time: 2017/12/11 - 20:22
Limit: FCC_Part15.209_RE(3m)	Engineer: Kevin Ker
Probe: BBHA9120D_1GHz_18GHz	Polarity: Vertical
EUT: AC220m Wi-Fi module ID US	Power: AC 120V/60Hz
Test Mode: Transmit by 802.11ac-VHT40 at Channel 5190MHz Ant 0 + 1	

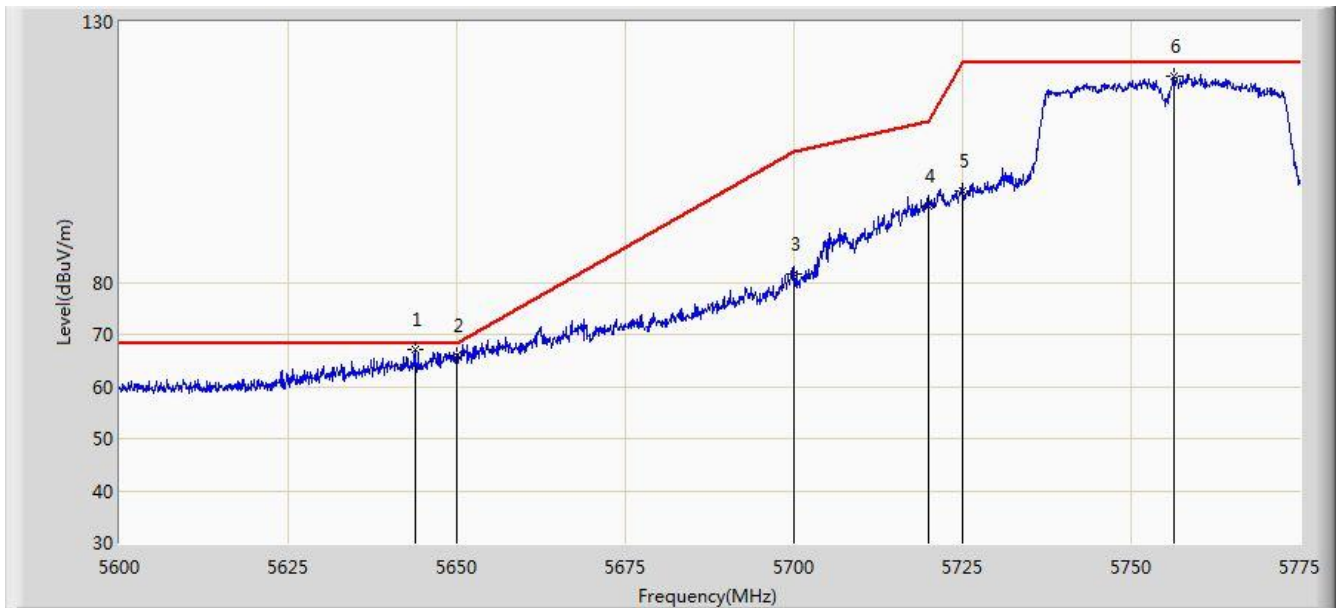


No	Flag	Mark	Frequency (MHz)	Measure Level (dBuV/m)	Reading Level (dBuV)	Margin (dB)	Limit (dBuV/m)	Factor (dB)	Type
1			5150.000	51.892	47.723	-2.108	54.000	4.170	AV
2			5187.950	101.555	97.514	N/A	N/A	4.041	AV

Note: Measure Level (dB μ V/m) = Reading Level (dB μ V) + Factor (dB)

Factor (dB) = Cable Loss (dB) + Antenna Factor (dB/m) - Pre_Amplifier Gain (dB)

Site: AC1	Time: 2017/12/11 - 20:54
Limit: FCC_Part15.407_RE(3m)	Engineer: Kevin Ker
Probe: BBHA9120D_1GHz_18GHz	Polarity: Horizontal
EUT: AC220m Wi-Fi module ID US	Power: AC 120V/60Hz
Test Mode: Transmit by 802.11ac-VHT40 at Channel 5755MHz Ant 0 + 1 (CDD Mode)	

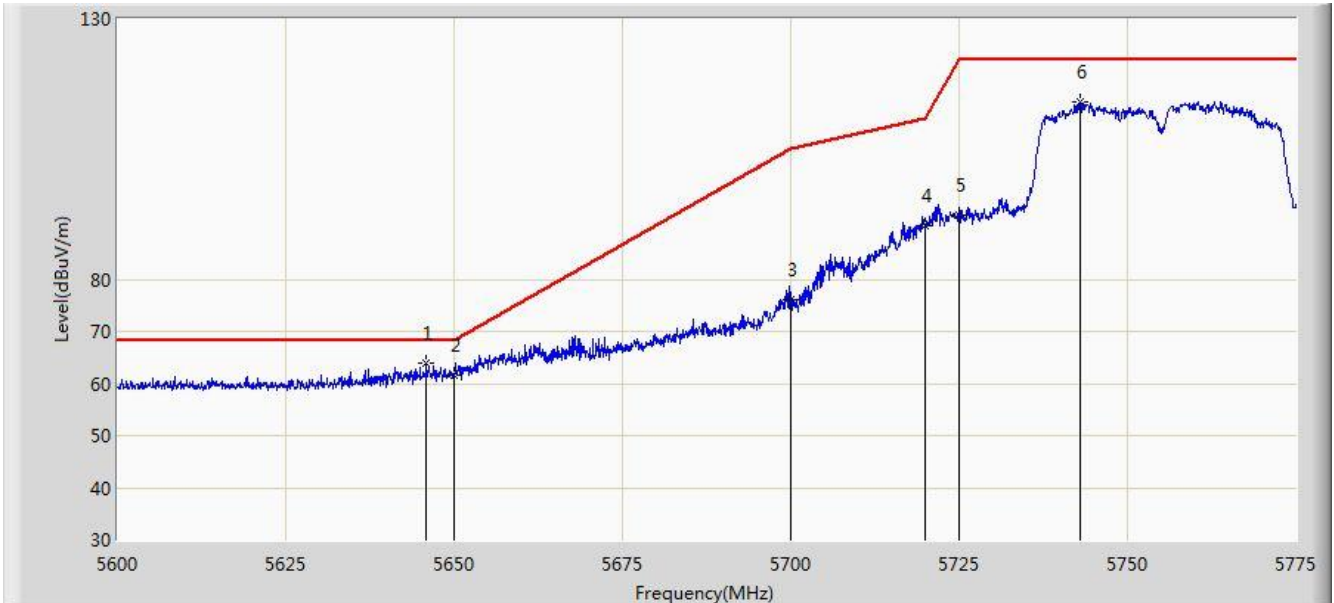


No	Flag	Mark	Frequency (MHz)	Measure Level (dBuV/m)	Reading Level (dBuV)	Margin (dB)	Limit (dBuV/m)	Factor (dB)	Type
1			5643.750	67.002	62.352	-1.198	68.200	4.650	PK
2			5650.000	65.893	61.222	-2.307	68.200	4.671	PK
3			5700.000	81.508	76.630	-23.692	105.200	4.878	PK
4			5720.000	94.770	89.773	-16.030	110.800	4.997	PK
5			5725.000	97.669	92.640	-24.531	122.200	5.029	PK
6			5756.450	119.629	114.409	N/A	N/A	5.220	PK

Note: Measure Level (dB μ V/m) = Reading Level (dB μ V) + Factor (dB)

Factor (dB) = Cable Loss (dB) + Antenna Factor (dB/m) - Pre_Amplifier Gain (dB)

Site: AC1	Time: 2017/12/11 - 20:55
Limit: FCC_Part15.407_RE(3m)	Engineer: Kevin Ker
Probe: BBHA9120D_1GHz_18GHz	Polarity: Vertical
EUT: AC220m Wi-Fi module ID US	Power: AC 120V/60Hz
Test Mode: Transmit by 802.11ac-VHT40 at Channel 5755MHz Ant 0 + 1 (CDD Mode)	

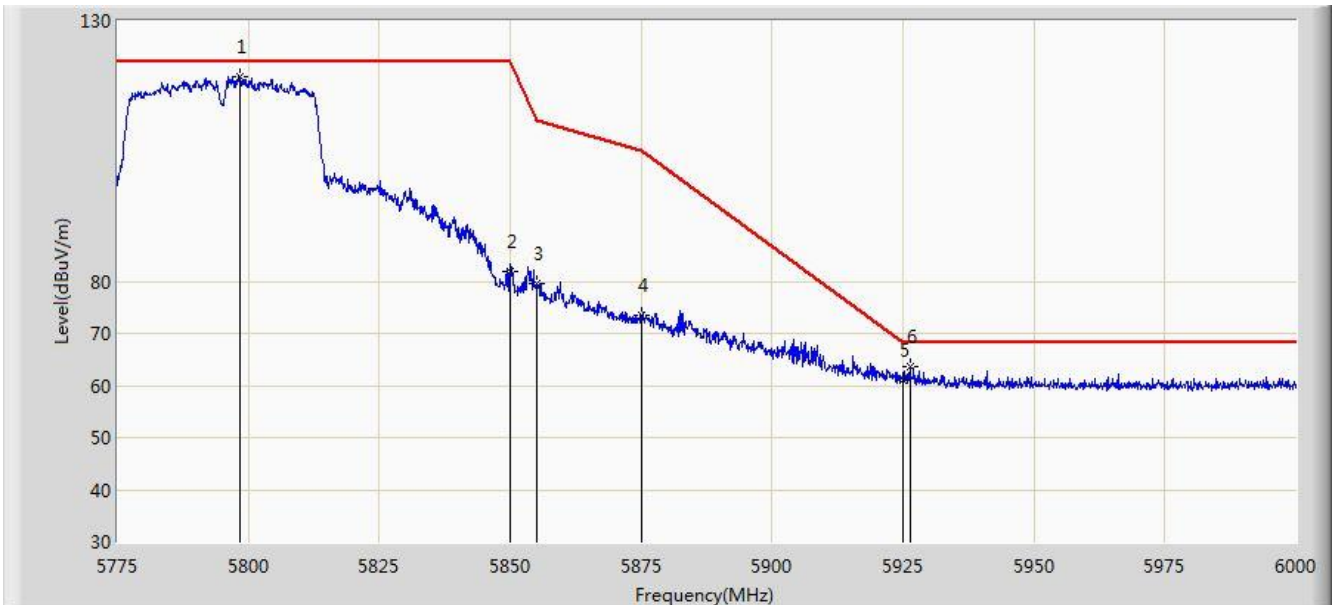


No	Flag	Mark	Frequency (MHz)	Measure Level (dBuV/m)	Reading Level (dBuV)	Margin (dB)	Limit (dBuV/m)	Factor (dB)	Type
1			5645.937	63.783	59.126	-4.417	68.200	4.657	PK
2			5650.000	61.579	56.908	-6.621	68.200	4.671	PK
3			5700.000	75.967	71.089	-29.233	105.200	4.878	PK
4			5720.000	90.278	85.281	-20.522	110.800	4.997	PK
5			5725.000	92.244	87.215	-29.956	122.200	5.029	PK
6			5742.888	114.024	108.881	N/A	N/A	5.144	PK

Note: Measure Level (dBμV/m) = Reading Level (dBμV) + Factor (dB)

Factor (dB) = Cable Loss (dB) + Antenna Factor (dB/m) - Pre_Amplifier Gain (dB)

Site: AC1	Time: 2017/12/11 - 20:57
Limit: FCC_Part15.407_RE(3m)	Engineer: Kevin Ker
Probe: BBHA9120D_1GHz_18GHz	Polarity: Horizontal
EUT: AC220m Wi-Fi module ID US	Power: AC 120V/60Hz
Test Mode: Transmit by 802.11ac-VHT40 at Channel 5795MHz Ant 0 + 1 (CDD Mode)	

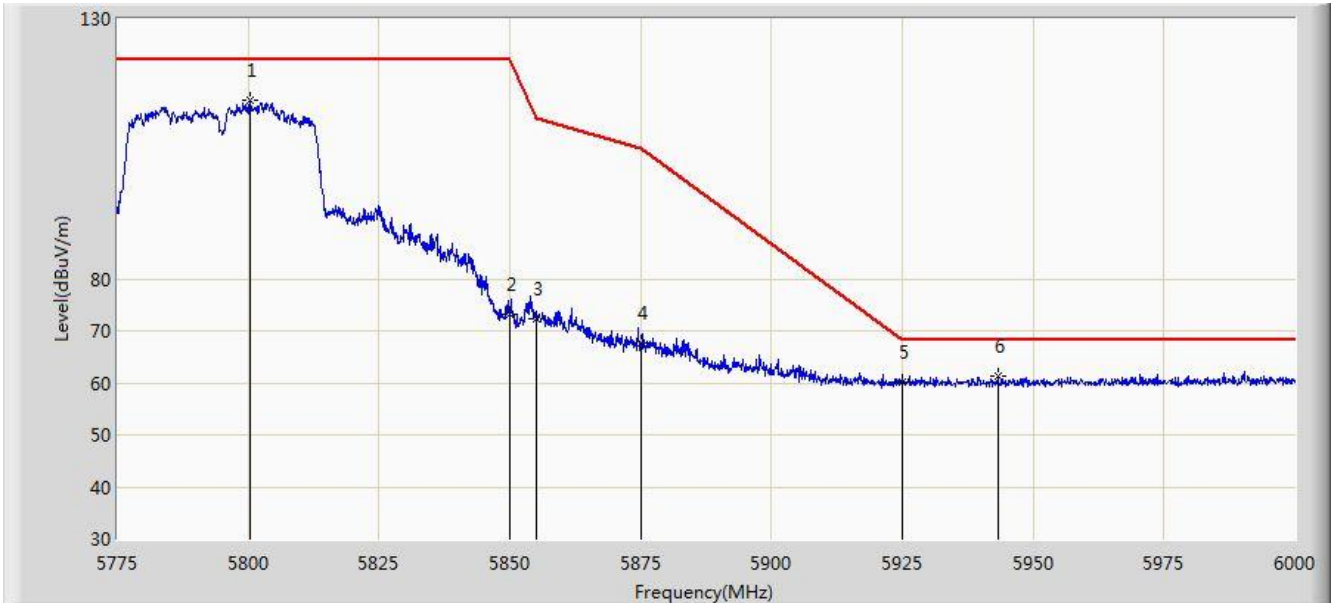


No	Flag	Mark	Frequency (MHz)	Measure Level (dBuV/m)	Reading Level (dBuV)	Margin (dB)	Limit (dBuV/m)	Factor (dB)	Type
1			5798.400	119.294	113.858	N/A	N/A	5.436	PK
2			5850.000	81.928	76.202	-40.272	122.200	5.726	PK
3			5855.000	79.631	73.885	-31.169	110.800	5.746	PK
4			5875.000	73.549	67.729	-31.651	105.200	5.820	PK
5			5925.000	61.050	55.084	-7.150	68.200	5.967	PK
6			5926.312	63.544	57.574	-4.656	68.200	5.970	PK

Note: Measure Level (dB μ V/m) = Reading Level (dB μ V) + Factor (dB)

Factor (dB) = Cable Loss (dB) + Antenna Factor (dB/m) - Pre_Amplifier Gain (dB)

Site: AC1	Time: 2017/12/11 - 20:58
Limit: FCC_Part15.407_RE(3m)	Engineer: Kevin Ker
Probe: BBHA9120D_1GHz_18GHz	Polarity: Vertical
EUT: AC220m Wi-Fi module ID US	Power: AC 120V/60Hz
Test Mode: Transmit by 802.11ac-VHT40 at Channel 5795MHz Ant 0 + 1 (CDD Mode)	

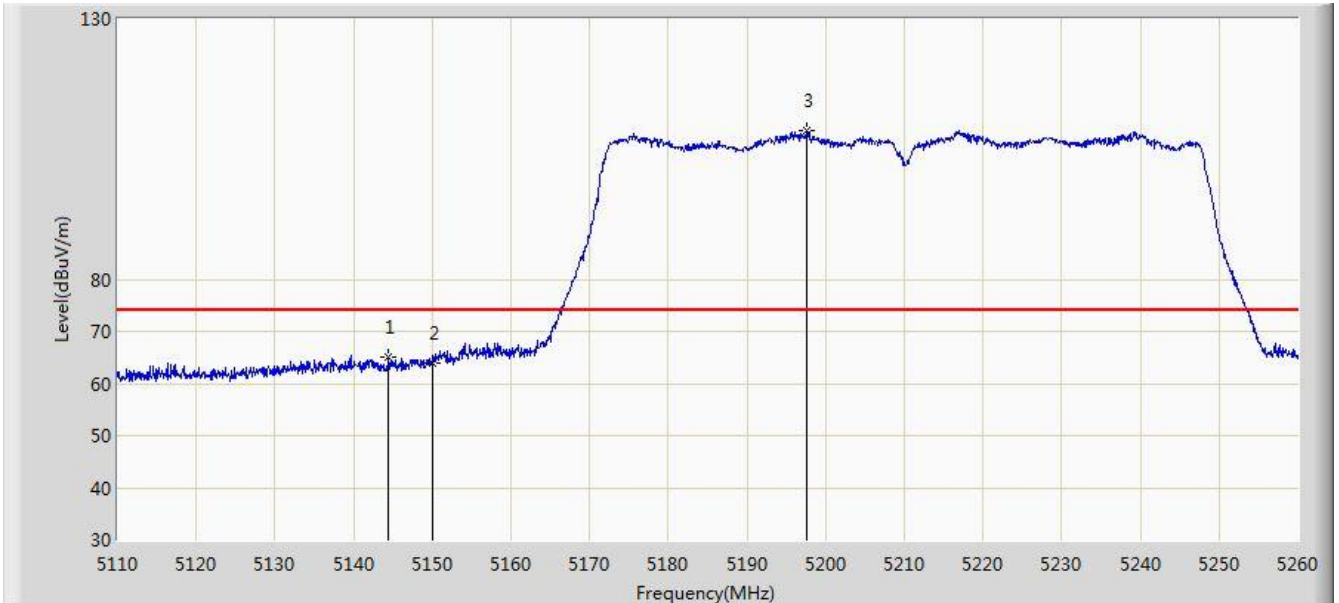


No	Flag	Mark	Frequency (MHz)	Measure Level (dBuV/m)	Reading Level (dBuV)	Margin (dB)	Limit (dBuV/m)	Factor (dB)	Type
1			5800.425	114.266	108.819	N/A	N/A	5.447	PK
2			5850.000	73.168	67.442	-49.032	122.200	5.726	PK
3			5855.000	72.191	66.445	-38.609	110.800	5.746	PK
4			5875.000	67.730	61.910	-37.470	105.200	5.820	PK
5			5925.000	60.045	54.079	-8.155	68.200	5.967	PK
6			5943.300	61.283	55.272	-6.917	68.200	6.011	PK

Note: Measure Level (dB μ V/m) = Reading Level (dB μ V) + Factor (dB)

Factor (dB) = Cable Loss (dB) + Antenna Factor (dB/m) - Pre_Amplifier Gain (dB)

Site: AC1	Time: 2017/12/11 - 21:08
Limit: FCC_Part15.209_RE(3m)	Engineer: Kevin Ker
Probe: BBHA9120D_1GHz_18GHz	Polarity: Horizontal
EUT: AC220m Wi-Fi module ID US	Power: AC 120V/60Hz
Test Mode: Transmit by 802.11ac- VHT80 at Channel 5210MHz Ant 0 + 1 (CDD Mode)	

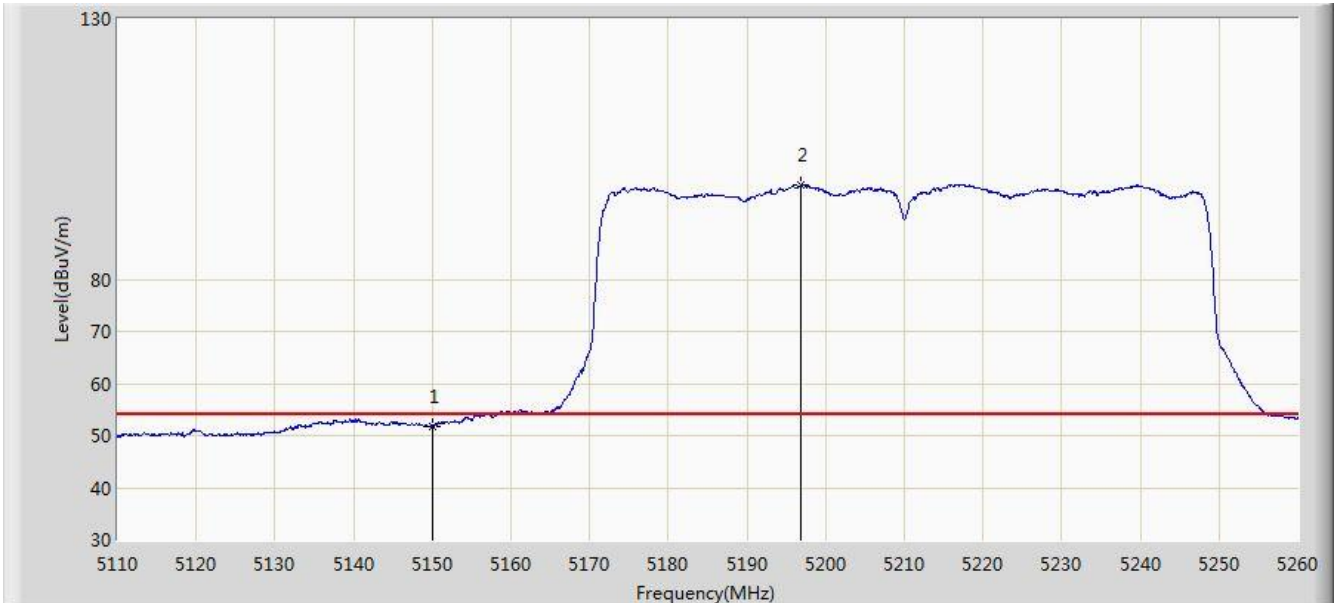


No	Flag	Mark	Frequency (MHz)	Measure Level (dBuV/m)	Reading Level (dBuV)	Margin (dB)	Limit (dBuV/m)	Factor (dB)	Type
1			5144.425	65.173	60.997	-8.827	74.000	4.176	PK
2			5150.000	63.941	59.772	-10.059	74.000	4.170	PK
3			5197.675	108.461	104.455	N/A	N/A	4.006	PK

Note: Measure Level (dB μ V/m) = Reading Level (dB μ V) + Factor (dB)

Factor (dB) = Cable Loss (dB) + Antenna Factor (dB/m) - Pre_Amplifier Gain (dB)

Site: AC1	Time: 2017/12/11 - 21:06
Limit: FCC_Part15.209_RE(3m)	Engineer: Kevin Ker
Probe: BBHA9120D_1GHz_18GHz	Polarity: Horizontal
EUT: AC220m Wi-Fi module ID US	Power: AC 120V/60Hz
Test Mode: Transmit by 802.11ac- VHT80 at Channel 5210MHz Ant 0 + 1 (CDD Mode)	

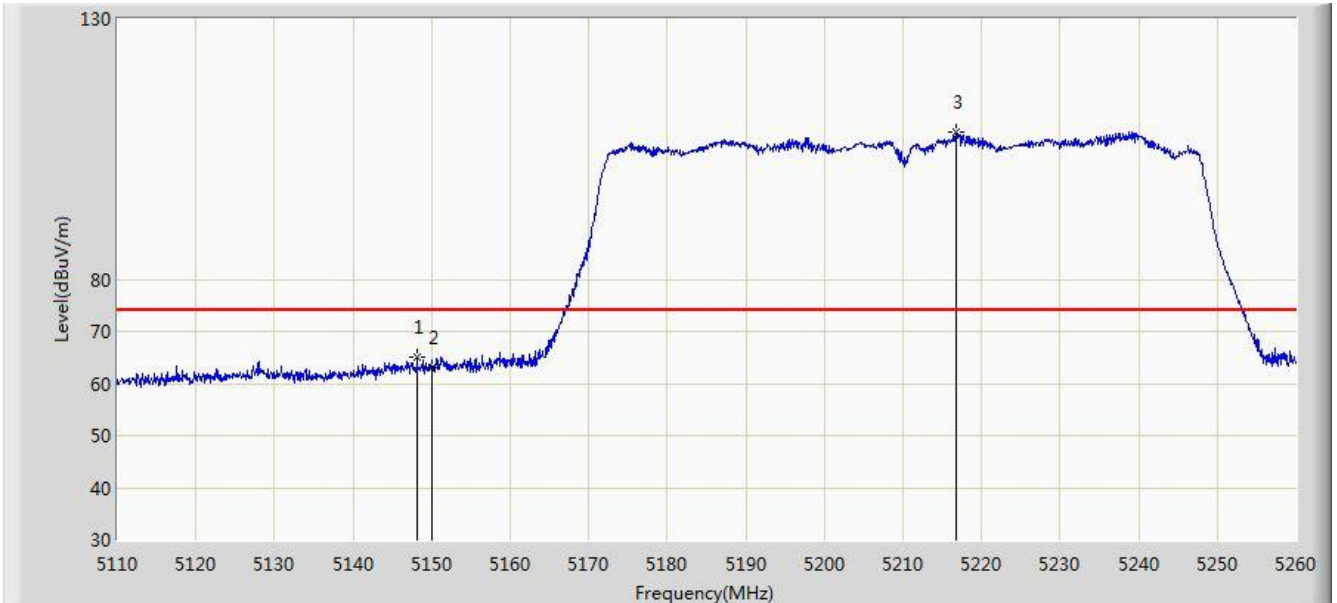


No	Flag	Mark	Frequency (MHz)	Measure Level (dBuV/m)	Reading Level (dBuV)	Margin (dB)	Limit (dBuV/m)	Factor (dB)	Type
1			5150.000	51.783	47.614	-2.217	54.000	4.170	AV
2			5196.925	98.168	94.159	N/A	N/A	4.009	AV

Note: Measure Level (dB μ V/m) = Reading Level (dB μ V) + Factor (dB)

Factor (dB) = Cable Loss (dB) + Antenna Factor (dB/m) - Pre_Amplifier Gain (dB)

Site: AC1	Time: 2017/12/11 - 21:09
Limit: FCC_Part15.209_RE(3m)	Engineer: Kevin Ker
Probe: BBHA9120D_1GHz_18GHz	Polarity: Vertical
EUT: AC220m Wi-Fi module ID US	Power: AC 120V/60Hz
Test Mode: Transmit by 802.11ac- VHT80 at Channel 5210MHz Ant 0 + 1 (CDD Mode)	

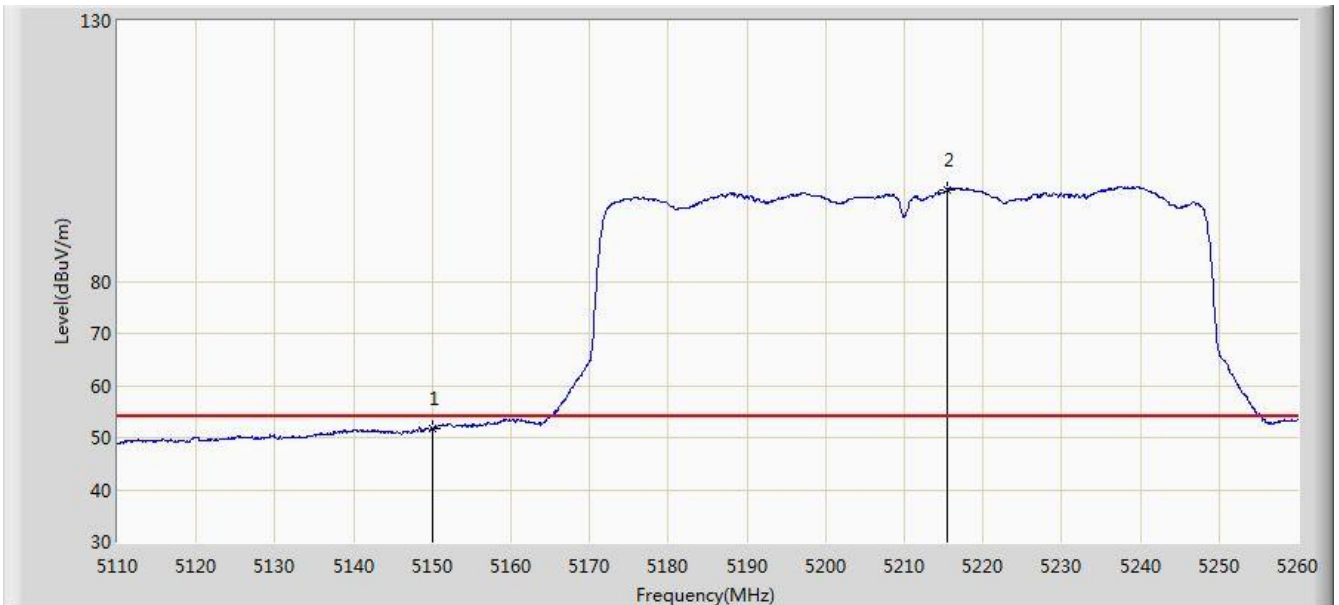


No	Flag	Mark	Frequency (MHz)	Measure Level (dBuV/m)	Reading Level (dBuV)	Margin (dB)	Limit (dBuV/m)	Factor (dB)	Type
1			5148.175	65.217	61.042	-8.783	74.000	4.174	PK
2			5150.000	62.946	58.777	-11.054	74.000	4.170	PK
3			5216.800	108.258	104.310	N/A	N/A	3.949	PK

Note: Measure Level (dB μ V/m) = Reading Level (dB μ V) + Factor (dB)

Factor (dB) = Cable Loss (dB) + Antenna Factor (dB/m) - Pre_Amplifier Gain (dB)

Site: AC1	Time: 2017/12/11 - 21:10
Limit: FCC_Part15.209_RE(3m)	Engineer: Kevin Ker
Probe: BBHA9120D_1GHz_18GHz	Polarity: Vertical
EUT: AC220m Wi-Fi module ID US	Power: AC 120V/60Hz
Test Mode: Transmit by 802.11ac- VHT80 at Channel 5210MHz Ant 0 + 1 (CDD Mode)	

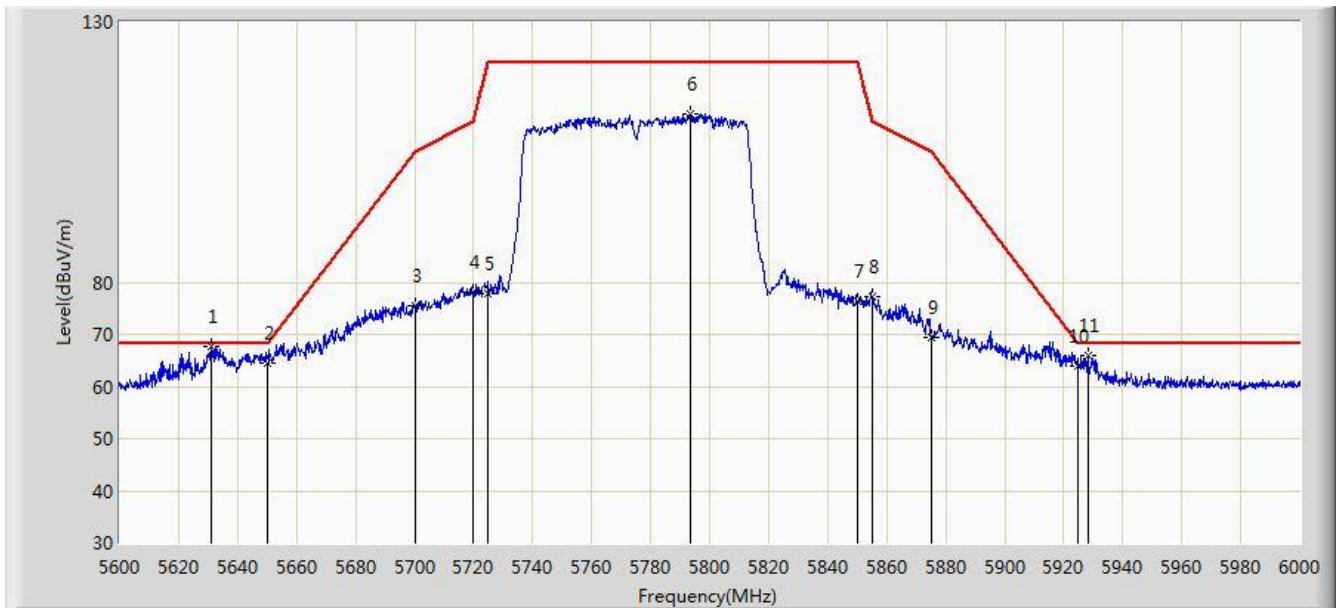


No	Flag	Mark	Frequency (MHz)	Measure Level (dBuV/m)	Reading Level (dBuV)	Margin (dB)	Limit (dBuV/m)	Factor (dB)	Type
1			5150.000	51.669	47.500	-2.331	54.000	4.170	AV
2			5215.450	97.583	93.631	N/A	N/A	3.953	AV

Note: Measure Level (dB μ V/m) = Reading Level (dB μ V) + Factor (dB)

Factor (dB) = Cable Loss (dB) + Antenna Factor (dB/m) - Pre_Amplifier Gain (dB)

Site: AC1	Time: 2017/12/11 - 21:35
Limit: FCC_Part15.407_RE(3m)	Engineer: Kevin Ker
Probe: BBHA9120D_1GHz_18GHz	Polarity: Horizontal
EUT: AC220m Wi-Fi module ID US	Power: AC 120V/60Hz
Test Mode: Transmit by 802.11ac-VHT80 at Channel 5775MHz Ant 0 + 1 (CDD Mode)	

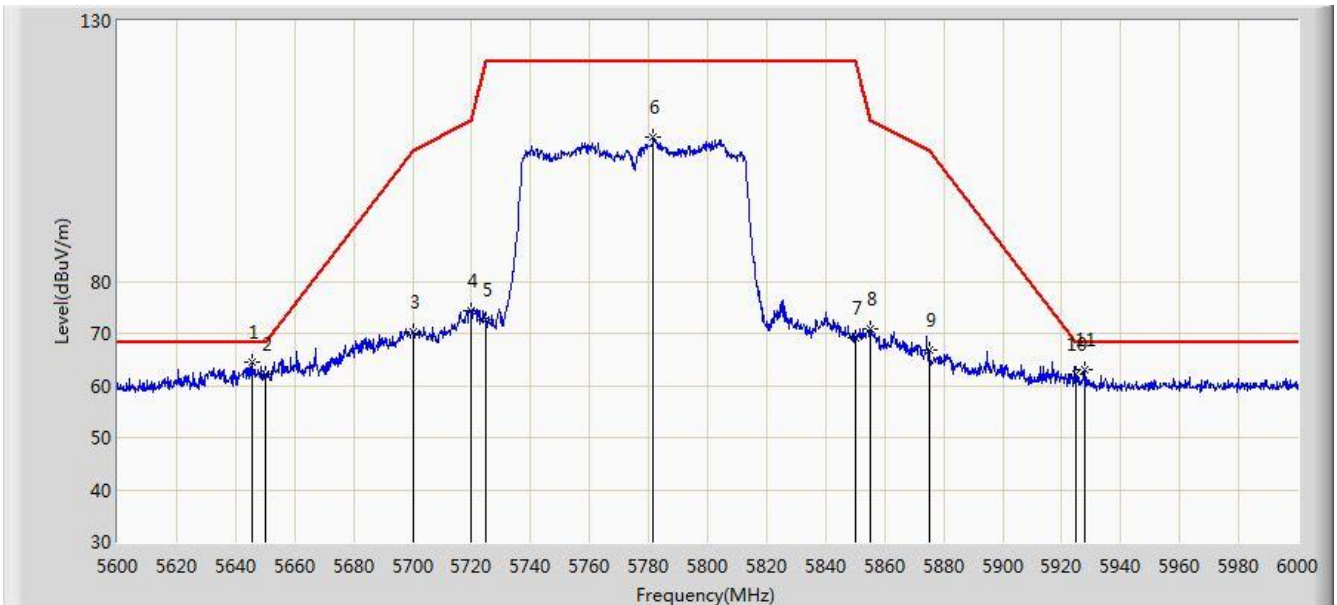


No	Flag	Mark	Frequency (MHz)	Measure Level (dBuV/m)	Reading Level (dBuV)	Margin (dB)	Limit (dBuV/m)	Factor (dB)	Type
1			5631.000	67.745	63.133	-0.455	68.200	4.612	PK
2			5650.000	64.518	59.847	-3.682	68.200	4.671	PK
3			5700.000	75.610	70.732	-29.590	105.200	4.878	PK
4			5720.000	78.083	73.086	-32.717	110.800	4.997	PK
5			5725.000	77.915	72.886	-44.285	122.200	5.029	PK
6			5793.600	112.279	106.869	N/A	N/A	5.410	PK
7			5850.000	76.392	70.666	-45.808	122.200	5.726	PK
8			5855.000	77.389	71.643	-33.411	110.800	5.746	PK
9			5875.000	69.325	63.505	-35.875	105.200	5.820	PK
10			5925.000	63.853	57.887	-4.347	68.200	5.967	PK
11			5928.200	65.946	59.972	-2.254	68.200	5.975	PK

Note: Measure Level (dBuV/m) = Reading Level (dBuV) + Factor (dB)

Factor (dB) = Cable Loss (dB) + Antenna Factor (dB/m) - Pre_Amplifier Gain (dB)

Site: AC1	Time: 2017/12/11 - 21:37
Limit: FCC_Part15.407_RE(3m)	Engineer: Kevin Ker
Probe: BBHA9120D_1GHz_18GHz	Polarity: Vertical
EUT: AC220m Wi-Fi module ID US	Power: AC 120V/60Hz
Test Mode: Transmit by 802.11ac-VHT80 at Channel 5775MHz Ant 0 + 1 (CDD Mode)	

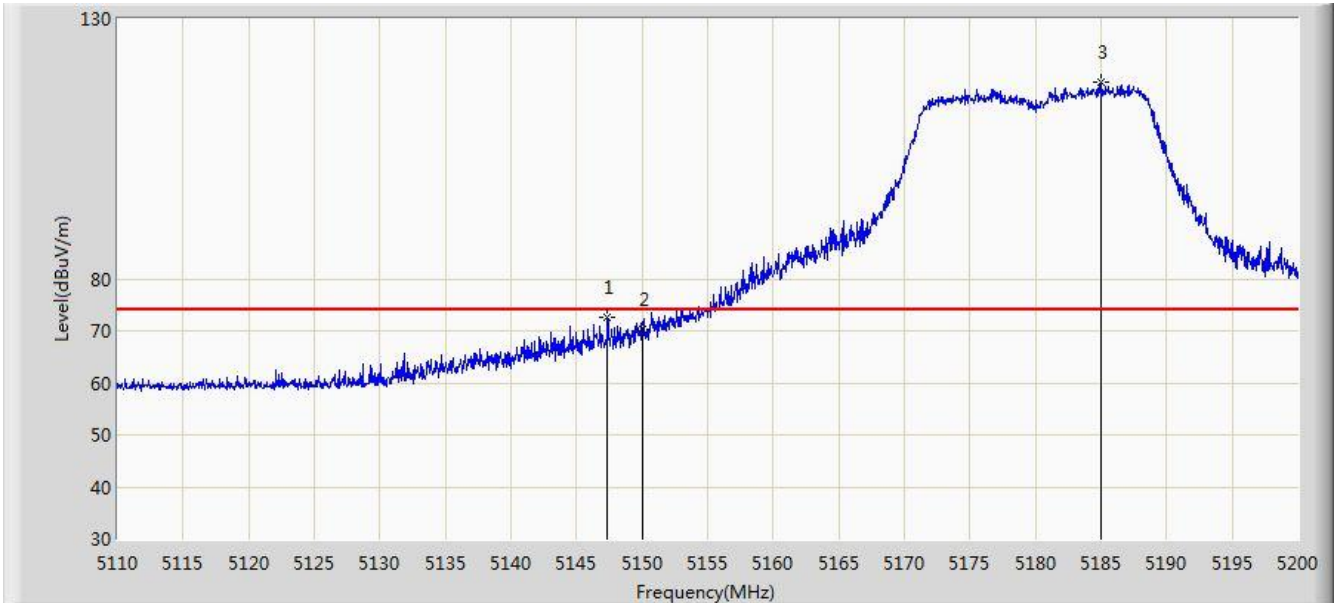


No	Flag	Mark	Frequency (MHz)	Measure Level (dBuV/m)	Reading Level (dBuV)	Margin (dB)	Limit (dBuV/m)	Factor (dB)	Type
1			5645.800	64.505	59.848	-3.695	68.200	4.657	PK
2			5650.000	62.137	57.466	-6.063	68.200	4.671	PK
3			5700.000	70.237	65.359	-34.963	105.200	4.878	PK
4			5720.000	74.226	69.229	-36.574	110.800	4.997	PK
5			5725.000	72.530	67.501	-49.670	122.200	5.029	PK
6			5781.600	107.595	102.245	N/A	N/A	5.350	PK
7			5850.000	69.076	63.350	-53.124	122.200	5.726	PK
8			5855.000	70.915	65.169	-39.885	110.800	5.746	PK
9			5875.000	66.842	61.022	-38.358	105.200	5.820	PK
10			5925.000	62.212	56.246	-5.988	68.200	5.967	PK
11			5928.000	63.093	57.119	-5.107	68.200	5.974	PK

Note: Measure Level (dBμV/m) = Reading Level (dBμV) + Factor (dB)

Factor (dB) = Cable Loss (dB) + Antenna Factor (dB/m) - Pre_Amplifier Gain (dB)

Site: AC1	Time: 2017/12/16 - 11:23
Limit: FCC_Part15.209_RE(3m)	Engineer: Kevin Ker
Probe: BBHA9120D_1GHz_18GHz	Polarity: Horizontal
EUT: AC220m Wi-Fi module ID US	Power: AC 120V/60Hz
Test Mode: Transmit by 802.11n-HT20 at channel 5180MHz Ant 0 + 1 (Beam-Forming Mode)	

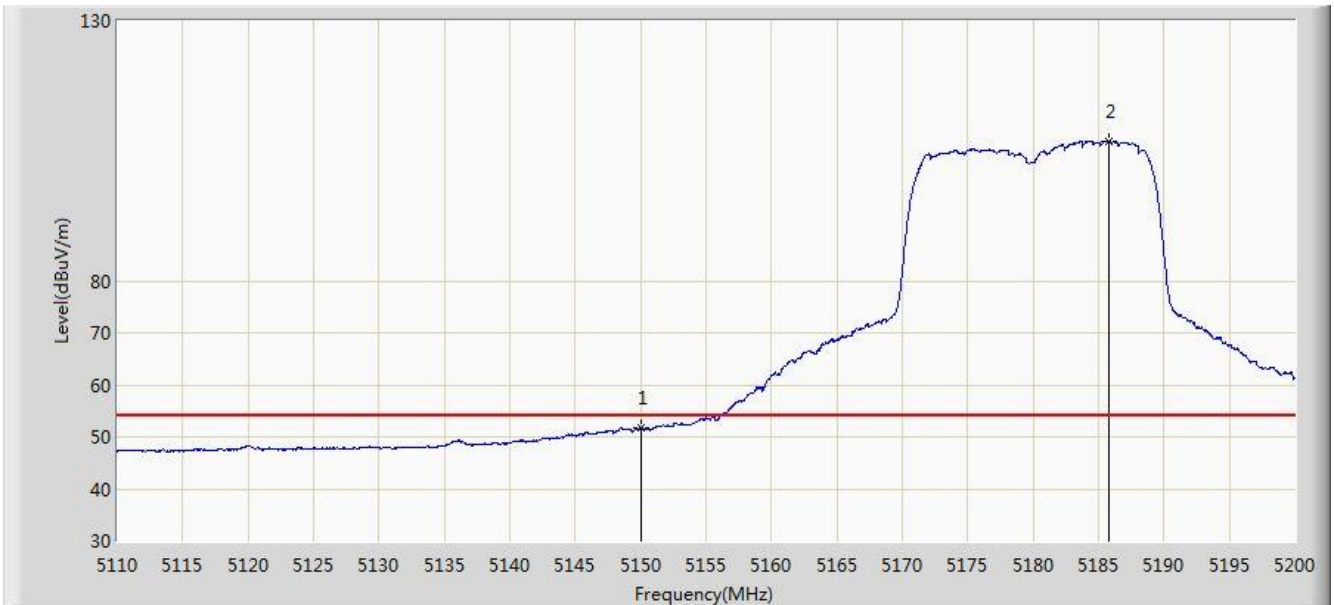


No	Flag	Mark	Frequency (MHz)	Measure Level (dBuV/m)	Reading Level (dBuV)	Margin (dB)	Limit (dBuV/m)	Factor (dB)	Type
1			5147.350	72.471	68.295	-1.529	74.000	4.175	PK
2			5150.000	70.341	66.172	-3.659	74.000	4.170	PK
3			5185.015	117.892	113.841	N/A	N/A	4.052	PK

Note: Measure Level (dB μ V/m) = Reading Level (dB μ V) + Factor (dB)

Factor (dB) = Cable Loss (dB) + Antenna Factor (dB/m) - Pre_Amplifier Gain (dB)

Site: AC1	Time: 2017/12/16 - 12:01
Limit: FCC_Part15.209_RE(3m)	Engineer: Kevin Ker
Probe: BBHA9120D_1GHz_18GHz	Polarity: Horizontal
EUT: AC220m Wi-Fi module ID US	Power: AC 120V/60Hz
Test Mode: Transmit by 802.11n-HT20 at channel 5180MHz Ant 0 + 1 (Beam-Forming Mode)	

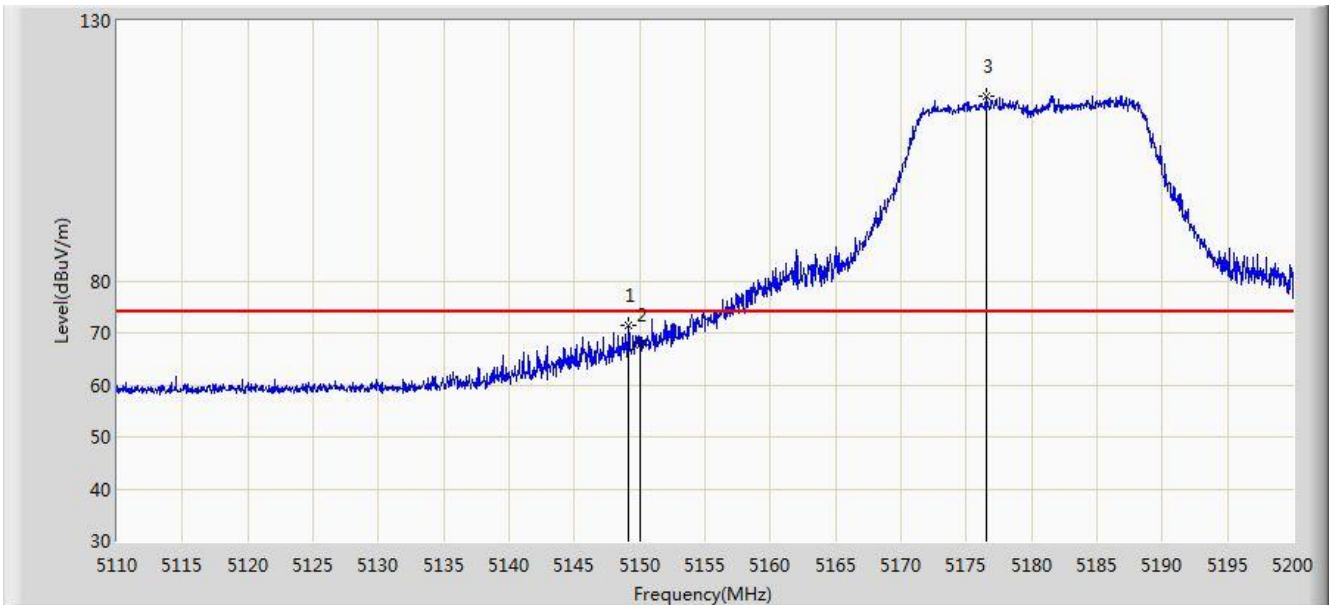


No	Flag	Mark	Frequency (MHz)	Measure Level (dBuV/m)	Reading Level (dBuV)	Margin (dB)	Limit (dBuV/m)	Factor (dB)	Type
1			5150.000	51.687	47.518	-2.313	54.000	4.170	AV
2			5185.825	106.905	102.857	N/A	N/A	4.049	AV

Note: Measure Level (dB μ V/m) = Reading Level (dB μ V) + Factor (dB)

Factor (dB) = Cable Loss (dB) + Antenna Factor (dB/m) - Pre_Amplifier Gain (dB)

Site: AC1	Time: 2017/12/16 - 12:07
Limit: FCC_Part15.209_RE(3m)	Engineer: Kevin Ker
Probe: BBHA9120D_1GHz_18GHz	Polarity: Vertical
EUT: AC220m Wi-Fi module ID US	Power: AC 120V/60Hz
Test Mode: Transmit by 802.11n-HT20 at channel 5180MHz Ant 0 + 1 (Beam-Forming Mode)	

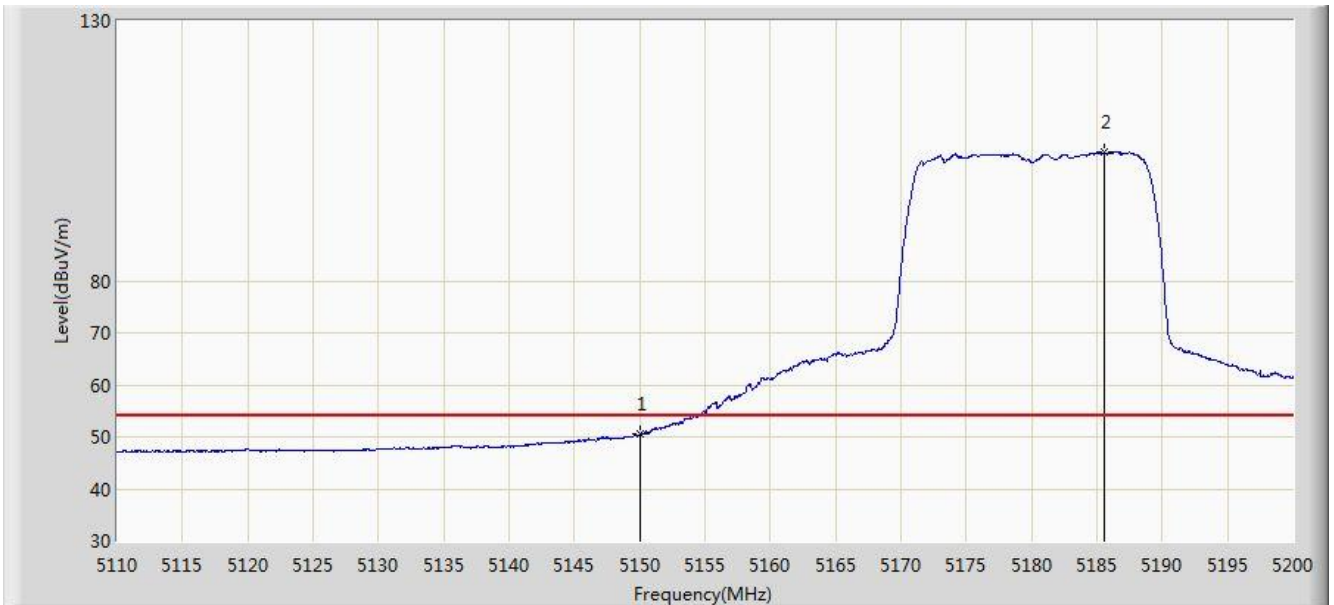


No	Flag	Mark	Frequency (MHz)	Measure Level (dBuV/m)	Reading Level (dBuV)	Margin (dB)	Limit (dBuV/m)	Factor (dB)	Type
1			5149.150	71.323	67.151	-2.677	74.000	4.172	PK
2			5150.000	67.792	63.623	-6.208	74.000	4.170	PK
3			5176.510	115.577	111.496	N/A	N/A	4.081	PK

Note: Measure Level (dB μ V/m) = Reading Level (dB μ V) + Factor (dB)

Factor (dB) = Cable Loss (dB) + Antenna Factor (dB/m) - Pre_Amplifier Gain (dB)

Site: AC1	Time: 2017/12/16 - 12:08
Limit: FCC_Part15.209_RE(3m)	Engineer: Kevin Ker
Probe: BBHA9120D_1GHz_18GHz	Polarity: Vertical
EUT: AC220m Wi-Fi module ID US	Power: AC 120V/60Hz
Test Mode: Transmit by 802.11n-HT20 at channel 5180MHz Ant 0 + 1 (Beam-Forming Mode)	

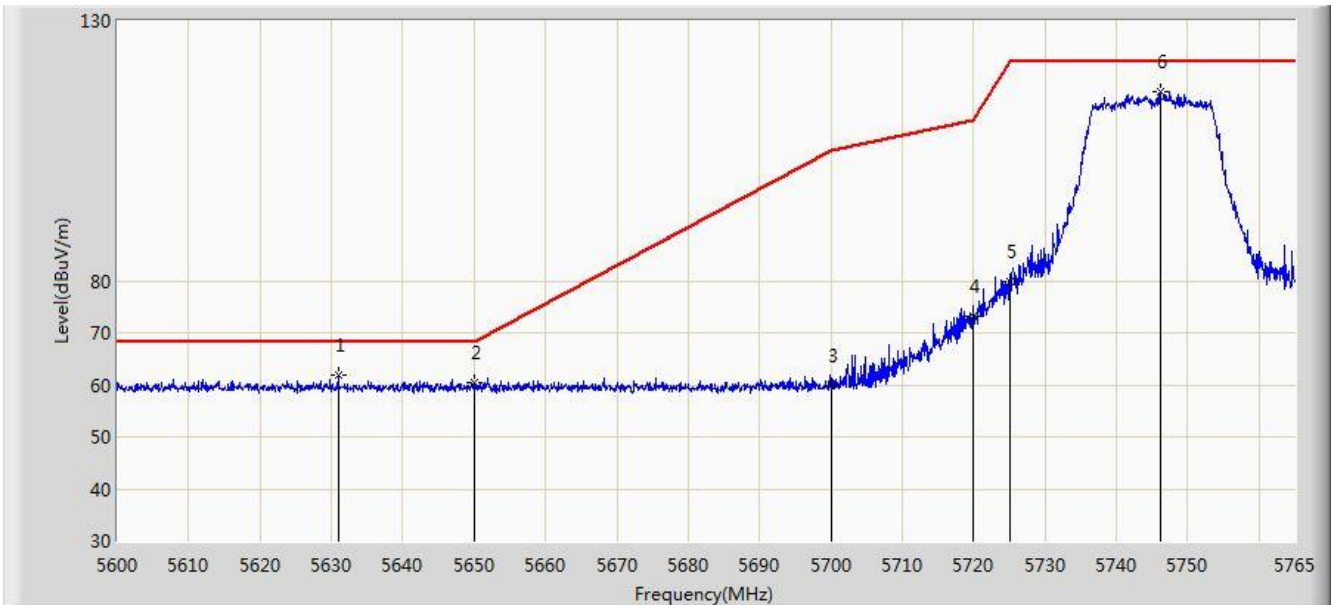


No	Flag	Mark	Frequency (MHz)	Measure Level (dBuV/m)	Reading Level (dBuV)	Margin (dB)	Limit (dBuV/m)	Factor (dB)	Type
1			5150.000	50.466	46.297	-3.534	54.000	4.170	AV
2			5185.510	104.771	100.722	N/A	N/A	4.049	AV

Note: Measure Level (dB μ V/m) = Reading Level (dB μ V) + Factor (dB)

Factor (dB) = Cable Loss (dB) + Antenna Factor (dB/m) - Pre_Amplifier Gain (dB)

Site: AC1	Time: 2017/12/16 - 15:21
Limit: FCC_Part15.407_RE(3m)	Engineer: Kevin Ker
Probe: BBHA9120D_1GHz_18GHz	Polarity: Horizontal
EUT: AC220m Wi-Fi module ID US	Power: AC 120V/60Hz
Test Mode: Transmit by 802.11n-HT20 at channel 5745MHz Ant 0 + 1 (Beam-Forming Mode)	

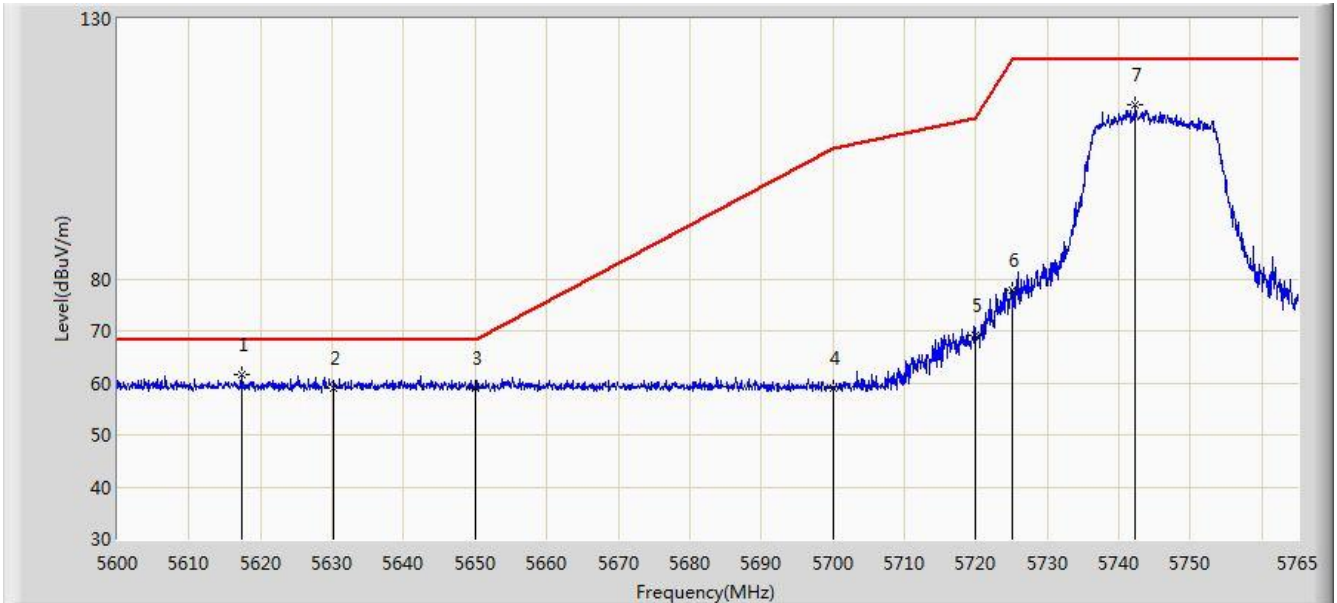


No	Flag	Mark	Frequency (MHz)	Measure Level (dBuV/m)	Reading Level (dBuV)	Margin (dB)	Limit (dBuV/m)	Factor (dB)	Type
1			5630.937	61.989	57.377	-6.211	68.200	4.612	PK
2			5650.000	60.386	55.715	-7.814	68.200	4.671	PK
3			5700.000	59.744	54.866	-45.456	105.200	4.878	PK
4			5720.000	73.253	68.256	-37.547	110.800	4.997	PK
5			5725.000	79.814	74.785	-42.386	122.200	5.029	PK
6			5746.107	116.364	111.203	N/A	N/A	5.161	PK

Note: Measure Level (dBμV/m) = Reading Level (dBμV) + Factor (dB)

Factor (dB) = Cable Loss (dB) + Antenna Factor (dB/m) - Pre_Amplifier Gain (dB)

Site: AC1	Time: 2017/12/16 - 15:23
Limit: FCC_Part15.407_RE(3m)	Engineer: Kevin Ker
Probe: BBHA9120D_1GHz_18GHz	Polarity: Vertical
EUT: AC220m Wi-Fi module ID US	Power: AC 120V/60Hz
Test Mode: Transmit by 802.11n-HT20 at channel 5745MHz Ant 0 + 1 (Beam-Forming Mode)	

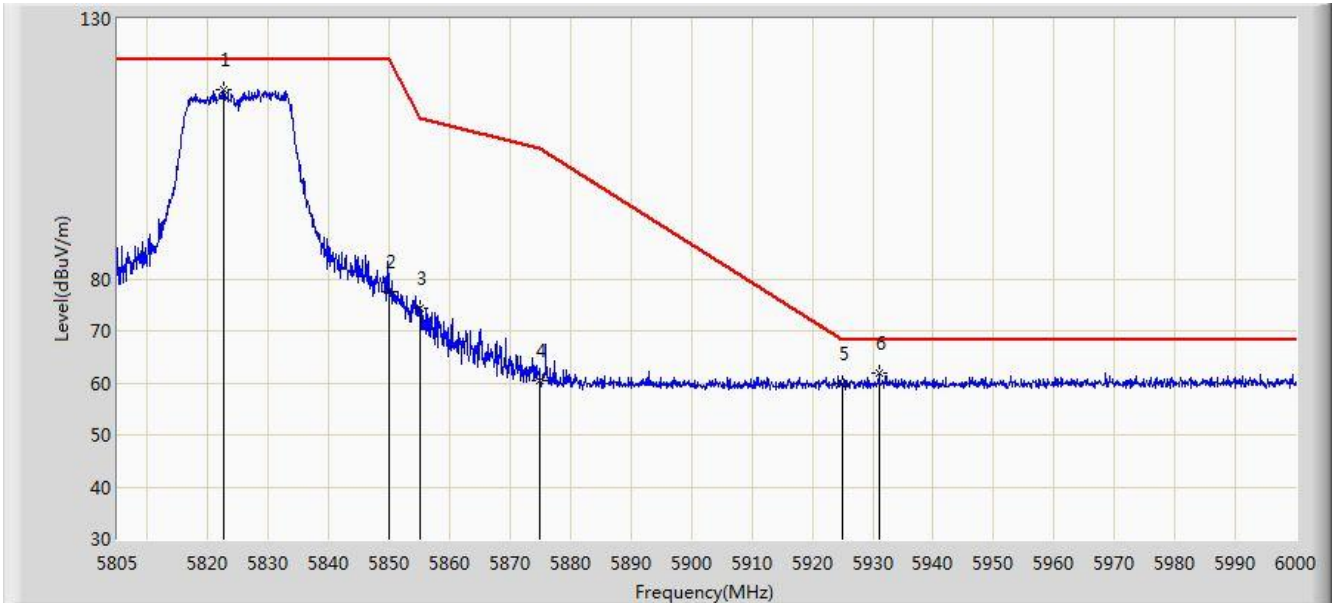


No	Flag	Mark	Frequency (MHz)	Measure Level (dBuV/m)	Reading Level (dBuV)	Margin (dB)	Limit (dBuV/m)	Factor (dB)	Type
1			5617.325	61.561	56.988	-6.639	68.200	4.572	PK
2			5630.195	59.114	54.504	-9.086	68.200	4.610	PK
3			5650.000	59.118	54.447	-9.082	68.200	4.671	PK
4			5700.000	58.848	53.970	-46.352	105.200	4.878	PK
5			5720.000	69.033	64.036	-41.767	110.800	4.997	PK
6			5725.000	77.815	72.786	-44.385	122.200	5.029	PK
7			5742.312	113.548	108.409	N/A	N/A	5.139	PK

Note: Measure Level (dBμV/m) = Reading Level (dBμV) + Factor (dB)

Factor (dB) = Cable Loss (dB) + Antenna Factor (dB/m) - Pre_Amplifier Gain (dB)

Site: AC1	Time: 2017/12/16 - 15:25
Limit: FCC_Part15.407_RE(3m)	Engineer: Kevin Ker
Probe: BBHA9120D_1GHz_18GHz	Polarity: Horizontal
EUT: AC220m Wi-Fi module ID US	Power: AC 120V/60Hz
Test Mode: Transmit by 802.11n-HT20 at channel 5825MHz Ant 0 + 1 (Beam-Forming Mode)	

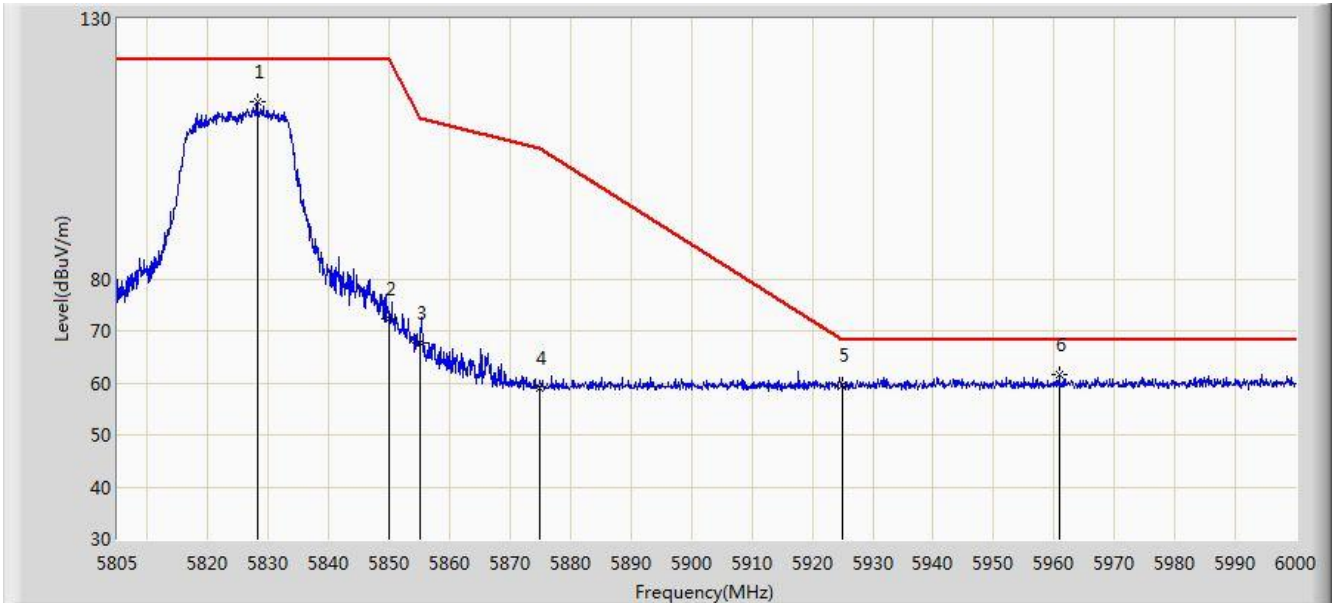


No	Flag	Mark	Frequency (MHz)	Measure Level (dBuV/m)	Reading Level (dBuV)	Margin (dB)	Limit (dBuV/m)	Factor (dB)	Type
1			5822.550	116.235	110.661	N/A	N/A	5.573	PK
2			5850.000	77.566	71.840	-44.634	122.200	5.726	PK
3			5855.000	74.450	68.704	-36.350	110.800	5.746	PK
4			5875.000	60.578	54.758	-44.622	105.200	5.820	PK
5			5925.000	59.832	53.866	-8.368	68.200	5.967	PK
6			5930.970	61.956	55.975	-6.244	68.200	5.981	PK

Note: Measure Level (dB μ V/m) = Reading Level (dB μ V) + Factor (dB)

Factor (dB) = Cable Loss (dB) + Antenna Factor (dB/m) - Pre_Amplifier Gain (dB)

Site: AC1	Time: 2017/12/16 - 15:28
Limit: FCC_Part15.407_RE(3m)	Engineer: Kevin Ker
Probe: BBHA9120D_1GHz_18GHz	Polarity: Vertical
EUT: AC220m Wi-Fi module ID US	Power: AC 120V/60Hz
Test Mode: Transmit by 802.11n-HT20 at channel 5825MHz Ant 0 + 1 (Beam-Forming Mode)	

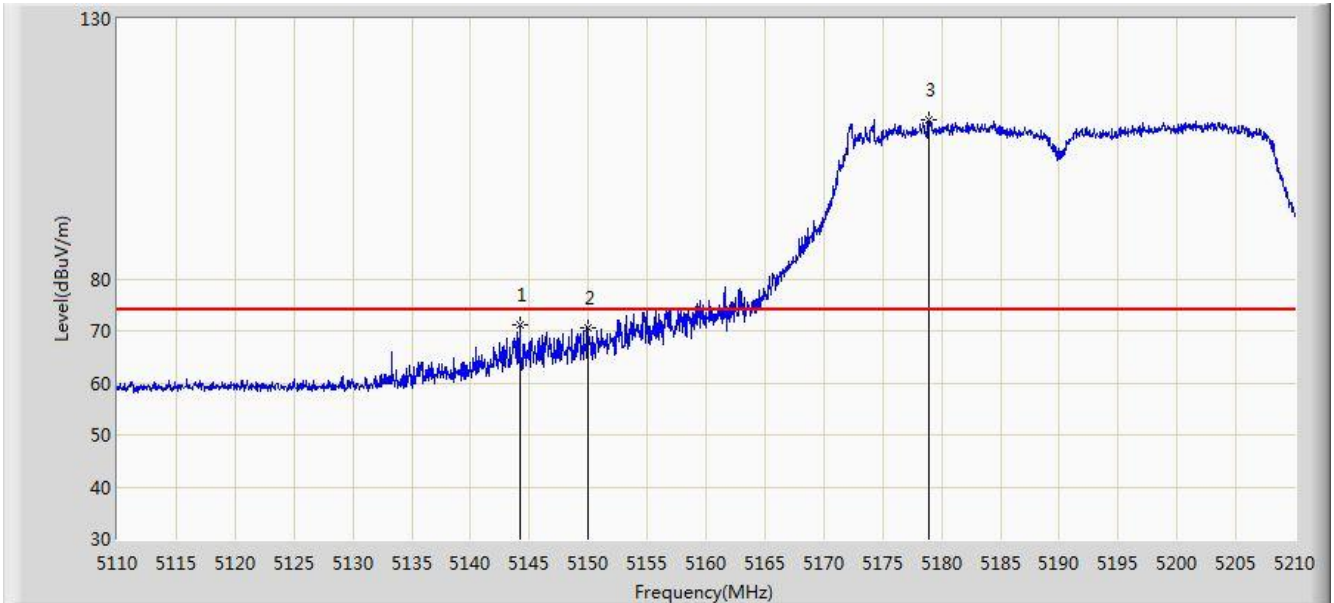


No	Flag	Mark	Frequency (MHz)	Measure Level (dBuV/m)	Reading Level (dBuV)	Margin (dB)	Limit (dBuV/m)	Factor (dB)	Type
1			5828.107	114.141	108.535	N/A	N/A	5.606	PK
2			5850.000	72.356	66.630	-49.844	122.200	5.726	PK
3			5855.000	67.560	61.814	-43.240	110.800	5.746	PK
4			5875.000	59.072	53.252	-46.128	105.200	5.820	PK
5			5925.000	59.651	53.685	-8.549	68.200	5.967	PK
6			5960.805	61.677	55.632	-6.523	68.200	6.045	PK

Note: Measure Level (dB μ V/m) = Reading Level (dB μ V) + Factor (dB)

Factor (dB) = Cable Loss (dB) + Antenna Factor (dB/m) - Pre_Amplifier Gain (dB)

Site: AC1	Time: 2017/12/16 - 15:37
Limit: FCC_Part15.209_RE(3m)	Engineer: Kevin Ker
Probe: BBHA9120D_1GHz_18GHz	Polarity: Horizontal
EUT: AC220m Wi-Fi module ID US	Power: AC 120V/60Hz
Test Mode: Transmit by 802.11n-HT40 at channel 5190MHz Ant 0 + 1 (Beam-Forming Mode)	

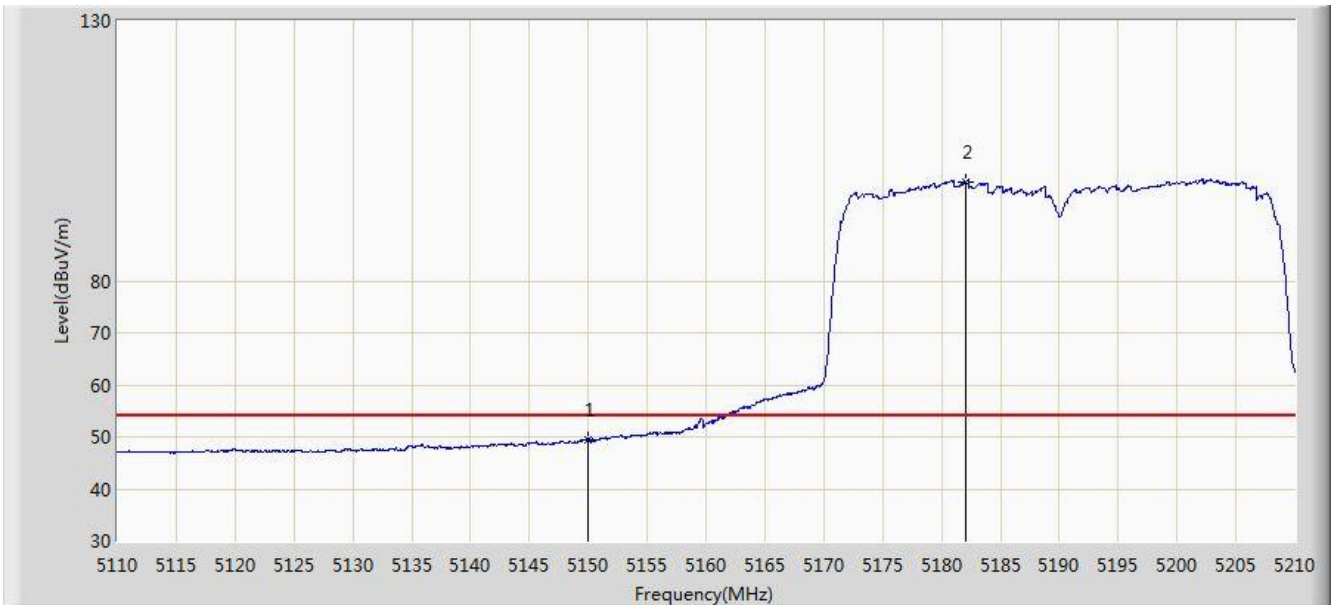


No	Flag	Mark	Frequency (MHz)	Measure Level (dBuV/m)	Reading Level (dBuV)	Margin (dB)	Limit (dBuV/m)	Factor (dB)	Type
1			5144.200	71.080	66.904	-2.920	74.000	4.176	PK
2			5150.000	70.444	66.275	-3.556	74.000	4.170	PK
3			5178.900	110.607	106.534	N/A	N/A	4.073	PK

Note: Measure Level (dB μ V/m) = Reading Level (dB μ V) + Factor (dB)

Factor (dB) = Cable Loss (dB) + Antenna Factor (dB/m) - Pre_Amplifier Gain (dB)

Site: AC1	Time: 2017/12/16 - 15:40
Limit: FCC_Part15.209_RE(3m)	Engineer: Kevin Ker
Probe: BBHA9120D_1GHz_18GHz	Polarity: Horizontal
EUT: AC220m Wi-Fi module ID US	Power: AC 120V/60Hz
Test Mode: Transmit by 802.11n-HT40 at channel 5190MHz Ant 0 + 1 (Beam-Forming Mode)	

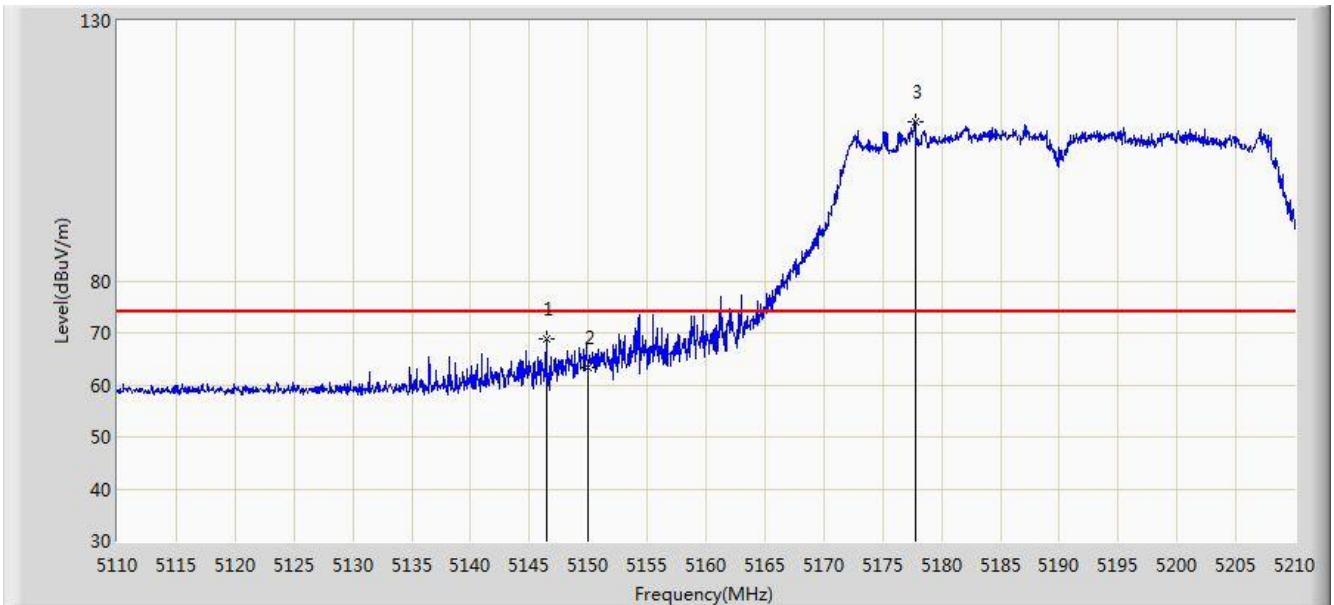


No	Flag	Mark	Frequency (MHz)	Measure Level (dBuV/m)	Reading Level (dBuV)	Margin (dB)	Limit (dBuV/m)	Factor (dB)	Type
1			5150.000	49.430	45.261	-4.570	54.000	4.170	AV
2			5182.100	99.127	95.066	N/A	N/A	4.061	AV

Note: Measure Level (dB μ V/m) = Reading Level (dB μ V) + Factor (dB)

Factor (dB) = Cable Loss (dB) + Antenna Factor (dB/m) - Pre_Amplifier Gain (dB)

Site: AC1	Time: 2017/12/16 - 15:41
Limit: FCC_Part15.209_RE(3m)	Engineer: Kevin Ker
Probe: BBHA9120D_1GHz_18GHz	Polarity: Vertical
EUT: AC220m Wi-Fi module ID US	Power: AC 120V/60Hz
Test Mode: Transmit by 802.11n-HT40 at channel 5190MHz Ant 0 + 1 (Beam-Forming Mode)	

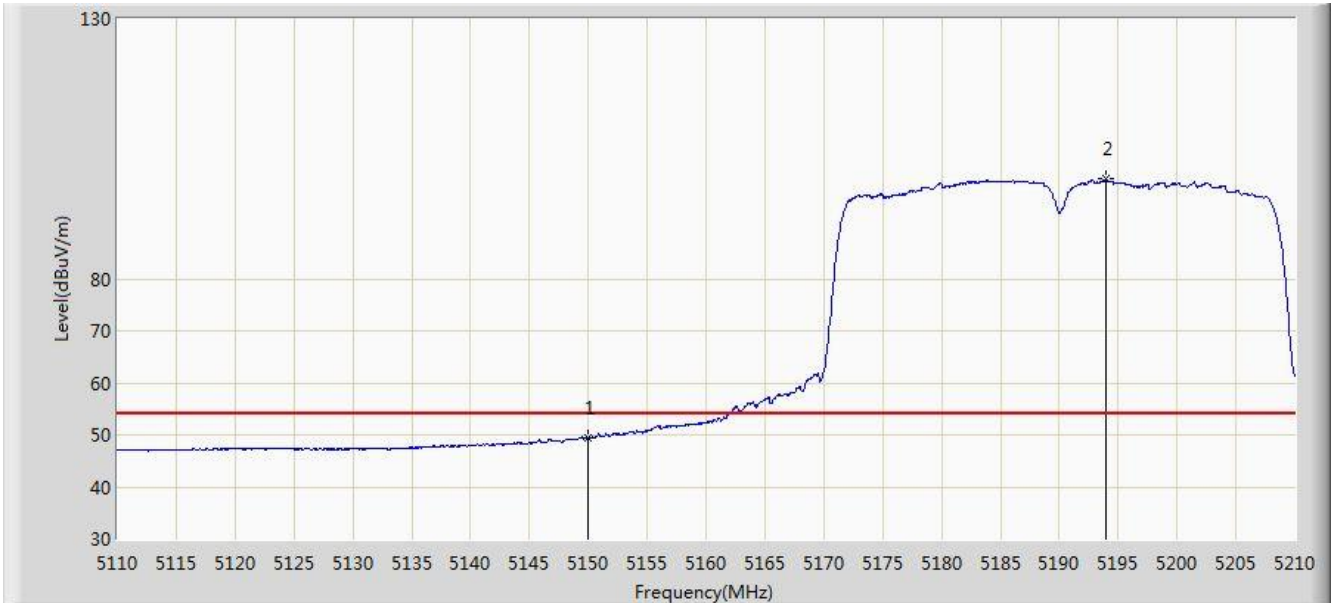


No	Flag	Mark	Frequency (MHz)	Measure Level (dBuV/m)	Reading Level (dBuV)	Margin (dB)	Limit (dBuV/m)	Factor (dB)	Type
1			5146.450	68.796	64.620	-5.204	74.000	4.176	PK
2			5150.000	63.476	59.307	-10.524	74.000	4.170	PK
3			5177.750	110.667	106.590	N/A	N/A	4.076	PK

Note: Measure Level (dB μ V/m) = Reading Level (dB μ V) + Factor (dB)

Factor (dB) = Cable Loss (dB) + Antenna Factor (dB/m) - Pre_Amplifier Gain (dB)

Site: AC1	Time: 2017/12/16 - 15:42
Limit: FCC_Part15.209_RE(3m)	Engineer: Kevin Ker
Probe: BBHA9120D_1GHz_18GHz	Polarity: Vertical
EUT: AC220m Wi-Fi module ID US	Power: AC 120V/60Hz
Test Mode: Transmit by 802.11n-HT40 at channel 5190MHz Ant 0 + 1 (Beam-Forming Mode)	

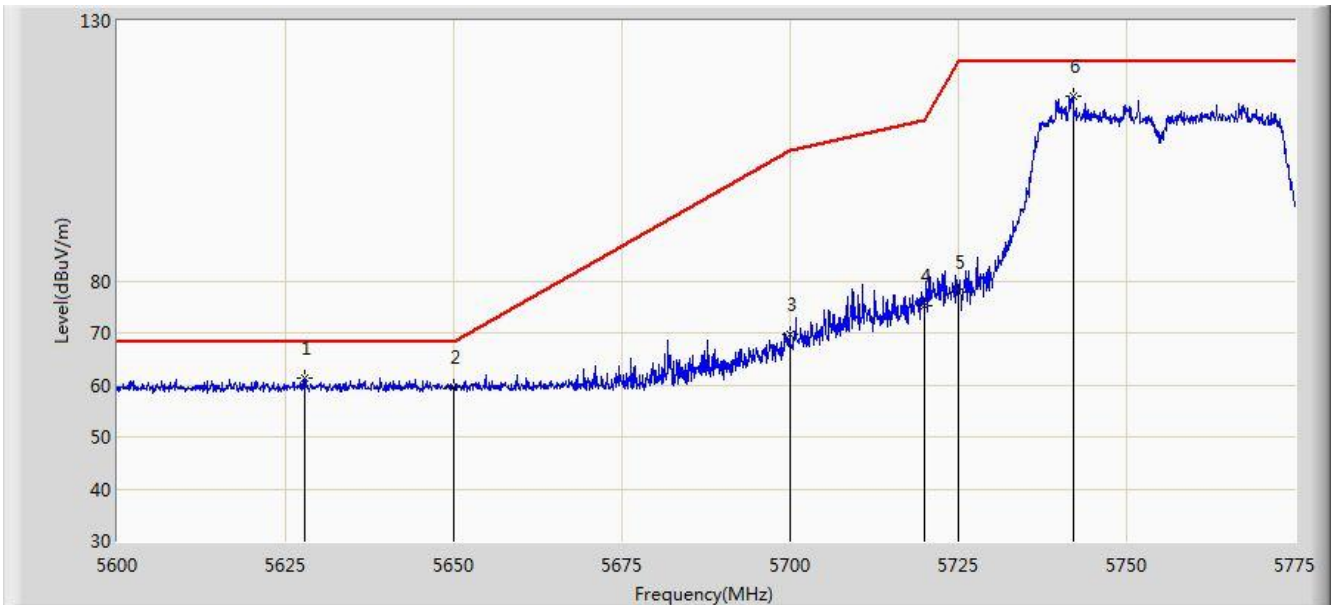


No	Flag	Mark	Frequency (MHz)	Measure Level (dBuV/m)	Reading Level (dBuV)	Margin (dB)	Limit (dBuV/m)	Factor (dB)	Type
1			5150.000	49.527	45.358	-4.473	54.000	4.170	AV
2			5193.950	99.137	95.118	N/A	N/A	4.019	AV

Note: Measure Level (dB μ V/m) = Reading Level (dB μ V) + Factor (dB)

Factor (dB) = Cable Loss (dB) + Antenna Factor (dB/m) - Pre_Amplifier Gain (dB)

Site: AC1	Time: 2017/12/16 - 16:44
Limit: FCC_Part15.407_RE(3m)	Engineer: Kevin Ker
Probe: BBHA9120D_1GHz_18GHz	Polarity: Horizontal
EUT: AC220m Wi-Fi module ID US	Power: AC 120V/60Hz
Test Mode: Transmit by 802.11n-HT40 at channel 5755MHz Ant 0 + 1 (Beam-Forming Mode)	

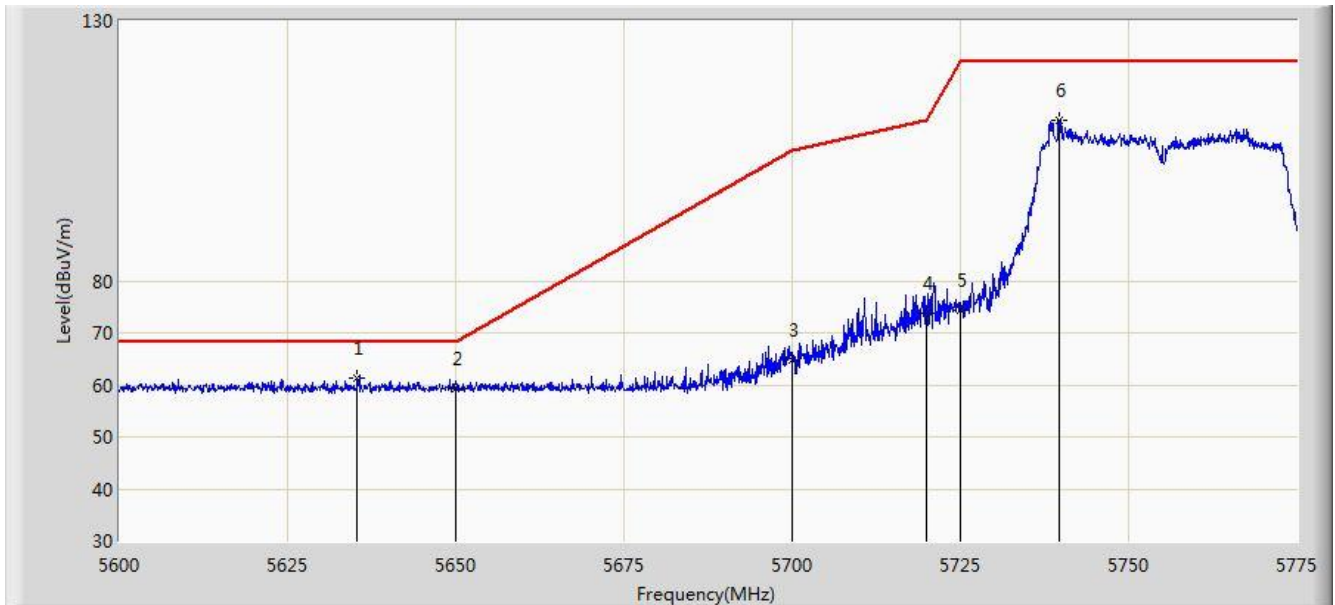


No	Flag	Mark	Frequency (MHz)	Measure Level (dBuV/m)	Reading Level (dBuV)	Margin (dB)	Limit (dBuV/m)	Factor (dB)	Type
1			5627.913	61.301	56.698	-6.899	68.200	4.604	PK
2			5650.000	59.494	54.823	-8.706	68.200	4.671	PK
3			5700.000	69.797	64.919	-35.403	105.200	4.878	PK
4			5720.000	75.079	70.082	-35.721	110.800	4.997	PK
5			5725.000	77.819	72.790	-44.381	122.200	5.029	PK
6			5742.013	115.504	110.367	N/A	N/A	5.137	PK

Note: Measure Level (dB μ V/m) = Reading Level (dB μ V) + Factor (dB)

Factor (dB) = Cable Loss (dB) + Antenna Factor (dB/m) - Pre_Amplifier Gain (dB)

Site: AC1	Time: 2017/12/16 - 16:49
Limit: FCC_Part15.407_RE(3m)	Engineer: Kevin Ker
Probe: BBHA9120D_1GHz_18GHz	Polarity: Vertical
EUT: AC220m Wi-Fi module ID US	Power: AC 120V/60Hz
Test Mode: Transmit by 802.11n-HT40 at channel 5755MHz Ant 0 + 1 (Beam-Forming Mode)	

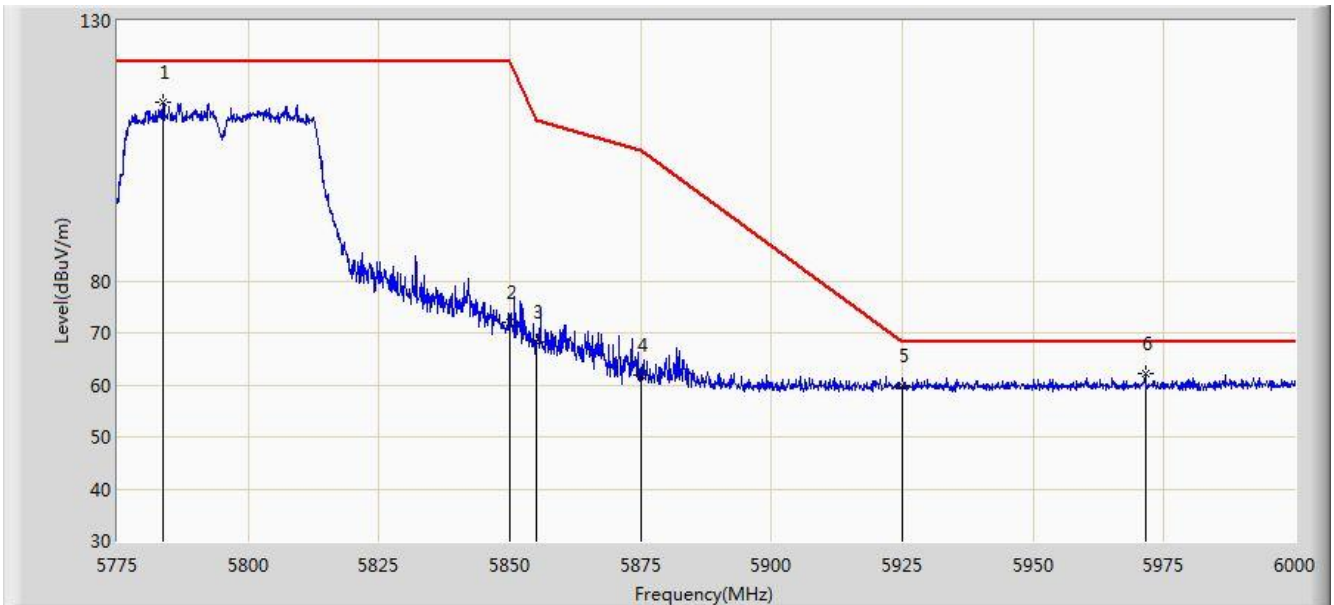


No	Flag	Mark	Frequency (MHz)	Measure Level (dBuV/m)	Reading Level (dBuV)	Margin (dB)	Limit (dBuV/m)	Factor (dB)	Type
1			5635.350	61.216	56.592	-6.984	68.200	4.624	PK
2			5650.000	59.335	54.664	-8.865	68.200	4.671	PK
3			5700.000	64.820	59.942	-40.380	105.200	4.878	PK
4			5720.000	73.834	68.837	-36.966	110.800	4.997	PK
5			5725.000	74.358	69.329	-47.842	122.200	5.029	PK
6			5739.650	110.914	105.792	N/A	N/A	5.122	PK

Note: Measure Level (dBμV/m) = Reading Level (dBμV) + Factor (dB)

Factor (dB) = Cable Loss (dB) + Antenna Factor (dB/m) - Pre_Amplifier Gain (dB)

Site: AC1	Time: 2017/12/16 - 16:50
Limit: FCC_Part15.407_RE(3m)	Engineer: Kevin Ker
Probe: BBHA9120D_1GHz_18GHz	Polarity: Horizontal
EUT: AC220m Wi-Fi module ID US	Power: AC 120V/60Hz
Test Mode: Transmit by 802.11n-HT40 at channel 5795MHz Ant 0 + 1 (Beam-Forming Mode)	

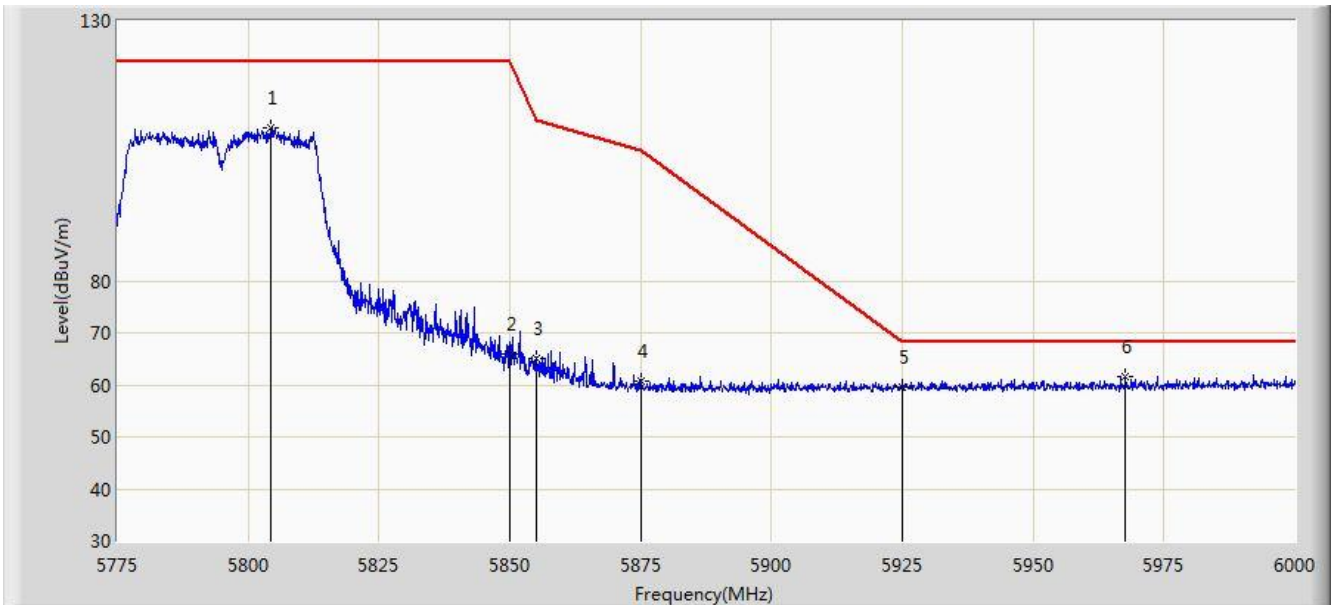


No	Flag	Mark	Frequency (MHz)	Measure Level (dBuV/m)	Reading Level (dBuV)	Margin (dB)	Limit (dBuV/m)	Factor (dB)	Type
1			5783.663	114.341	108.981	N/A	N/A	5.360	PK
2			5850.000	71.934	66.208	-50.266	122.200	5.726	PK
3			5855.000	68.158	62.412	-42.642	110.800	5.746	PK
4			5875.000	61.898	56.078	-43.302	105.200	5.820	PK
5			5925.000	59.842	53.876	-8.358	68.200	5.967	PK
6			5971.425	62.189	56.126	-6.011	68.200	6.063	PK

Note: Measure Level (dB μ V/m) = Reading Level (dB μ V) + Factor (dB)

Factor (dB) = Cable Loss (dB) + Antenna Factor (dB/m) - Pre_Amplifier Gain (dB)

Site: AC1	Time: 2017/12/16 - 16:56
Limit: FCC_Part15.407_RE(3m)	Engineer: Kevin Ker
Probe: BBHA9120D_1GHz_18GHz	Polarity: Vertical
EUT: AC220m Wi-Fi module ID US	Power: AC 120V/60Hz
Test Mode: Transmit by 802.11n-HT40 at channel 5795MHz Ant 0 + 1 (Beam-Forming Mode)	

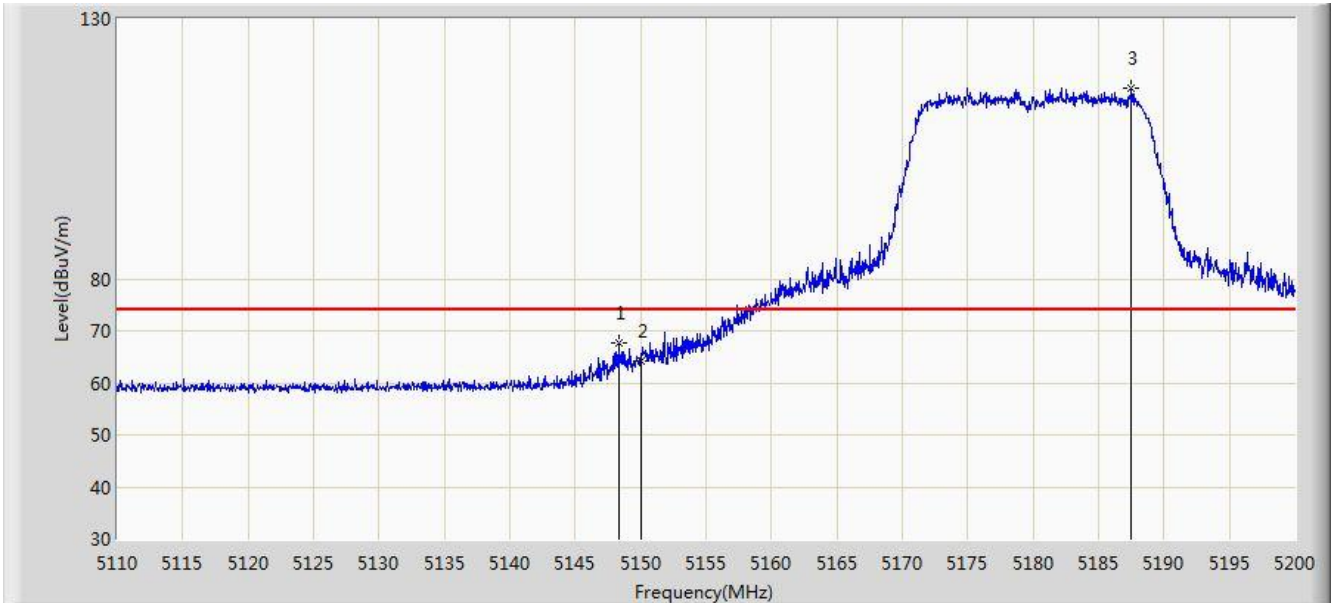


No	Flag	Mark	Frequency (MHz)	Measure Level (dBuV/m)	Reading Level (dBuV)	Margin (dB)	Limit (dBuV/m)	Factor (dB)	Type
1			5804.250	109.428	103.959	N/A	N/A	5.469	PK
2			5850.000	65.907	60.181	-56.293	122.200	5.726	PK
3			5855.000	65.046	59.300	-45.754	110.800	5.746	PK
4			5875.000	60.712	54.892	-44.488	105.200	5.820	PK
5			5925.000	59.675	53.709	-8.525	68.200	5.967	PK
6			5967.712	61.655	55.598	-6.545	68.200	6.057	PK

Note: Measure Level (dB μ V/m) = Reading Level (dB μ V) + Factor (dB)

Factor (dB) = Cable Loss (dB) + Antenna Factor (dB/m) - Pre_Amplifier Gain (dB)

Site: AC1	Time: 2017/12/16 - 16:57
Limit: FCC_Part15.209_RE(3m)	Engineer: Kevin Ker
Probe: BBHA9120D_1GHz_18GHz	Polarity: Horizontal
EUT: AC220m Wi-Fi module ID US	Power: AC 120V/60Hz
Test Mode: Transmit by 802.11ac-VHT20 at channel 5180MHz Ant 0 + 1 (Beam-Forming Mode)	

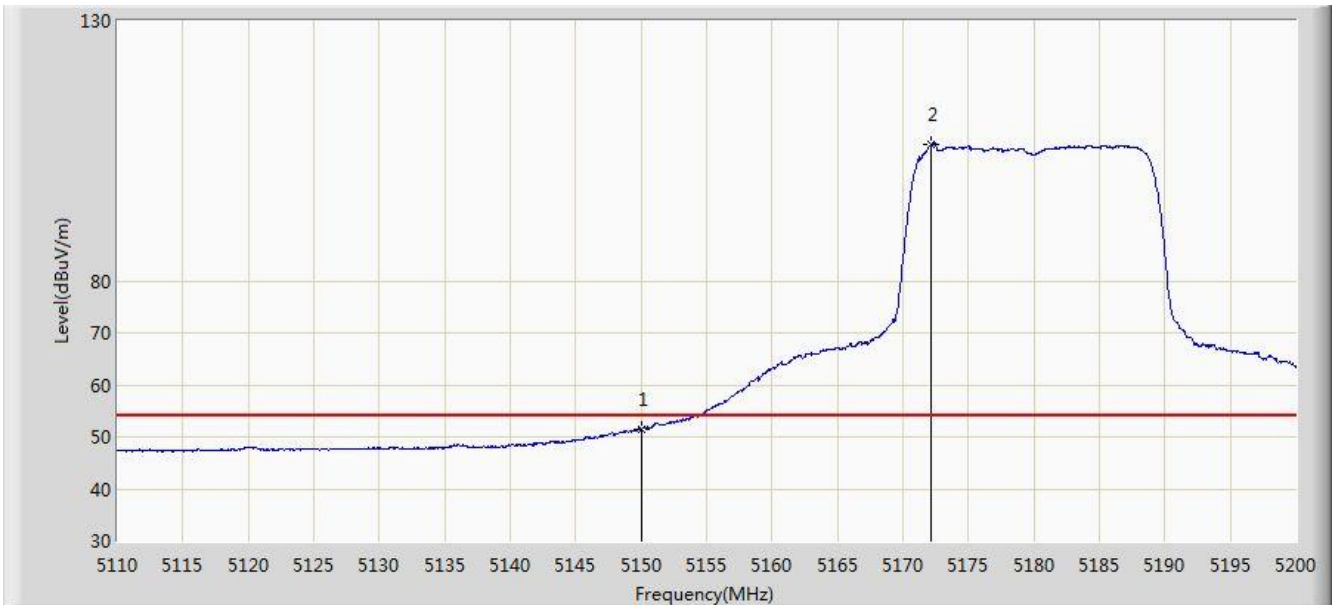


No	Flag	Mark	Frequency (MHz)	Measure Level (dBuV/m)	Reading Level (dBuV)	Margin (dB)	Limit (dBuV/m)	Factor (dB)	Type
1			5148.340	67.671	63.497	-6.329	74.000	4.174	PK
2			5150.000	64.119	59.950	-9.881	74.000	4.170	PK
3			5187.535	116.659	112.617	N/A	N/A	4.042	PK

Note: Measure Level (dB μ V/m) = Reading Level (dB μ V) + Factor (dB)

Factor (dB) = Cable Loss (dB) + Antenna Factor (dB/m) - Pre_Amplifier Gain (dB)

Site: AC1	Time: 2017/12/16 - 17:07
Limit: FCC_Part15.209_RE(3m)	Engineer: Kevin Ker
Probe: BBHA9120D_1GHz_18GHz	Polarity: Horizontal
EUT: AC220m Wi-Fi module ID US	Power: AC 120V/60Hz
Test Mode: Transmit by 802.11ac-VHT20 at channel 5180MHz Ant 0 + 1 (Beam-Forming Mode)	

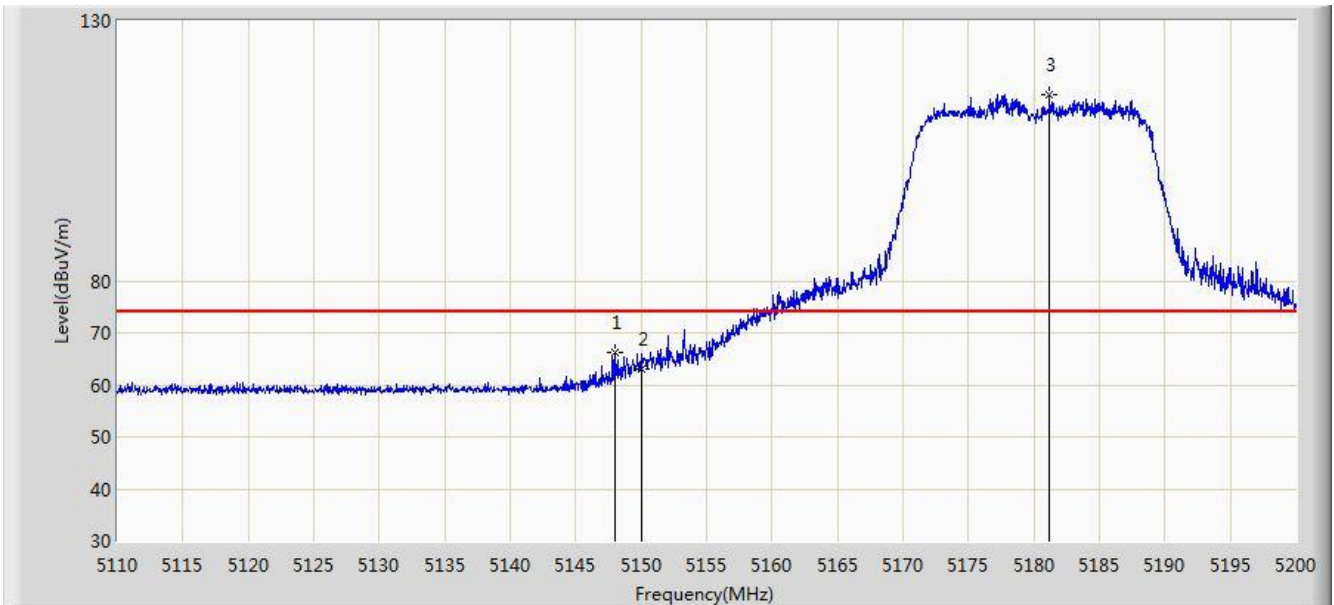


No	Flag	Mark	Frequency (MHz)	Measure Level (dBuV/m)	Reading Level (dBuV)	Margin (dB)	Limit (dBuV/m)	Factor (dB)	Type
1			5150.000	51.548	47.379	-2.452	54.000	4.170	AV
2			5172.190	106.334	102.237	N/A	N/A	4.096	AV

Note: Measure Level (dB μ V/m) = Reading Level (dB μ V) + Factor (dB)

Factor (dB) = Cable Loss (dB) + Antenna Factor (dB/m) - Pre_Amplifier Gain (dB)

Site: AC1	Time: 2017/12/16 - 17:09
Limit: FCC_Part15.209_RE(3m)	Engineer: Kevin Ker
Probe: BBHA9120D_1GHz_18GHz	Polarity: Vertical
EUT: AC220m Wi-Fi module ID US	Power: AC 120V/60Hz
Test Mode: Transmit by 802.11ac-VHT20 at channel 5180MHz Ant 0 + 1 (Beam-Forming Mode)	

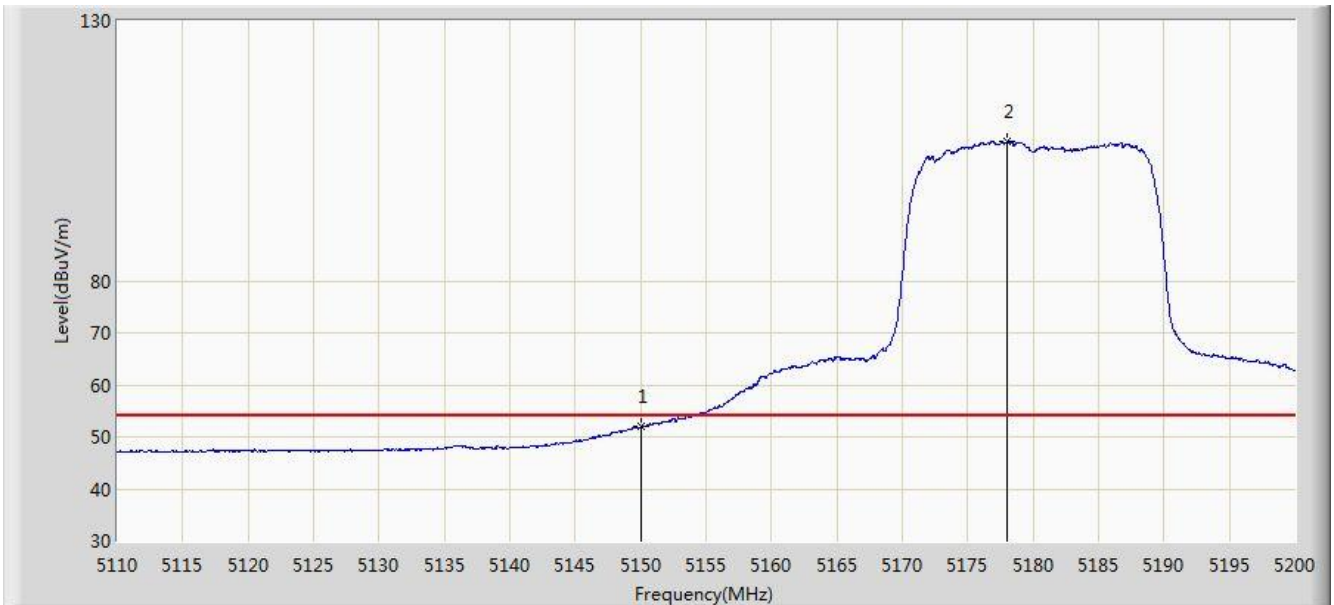


No	Flag	Mark	Frequency (MHz)	Measure Level (dBuV/m)	Reading Level (dBuV)	Margin (dB)	Limit (dBuV/m)	Factor (dB)	Type
1			5147.980	66.298	62.122	-7.702	74.000	4.176	PK
2			5150.000	62.969	58.800	-11.031	74.000	4.170	PK
3			5181.190	115.863	111.798	N/A	N/A	4.064	PK

Note: Measure Level (dB μ V/m) = Reading Level (dB μ V) + Factor (dB)

Factor (dB) = Cable Loss (dB) + Antenna Factor (dB/m) - Pre_Amplifier Gain (dB)

Site: AC1	Time: 2017/12/16 - 17:10
Limit: FCC_Part15.209_RE(3m)	Engineer: Kevin Ker
Probe: BBHA9120D_1GHz_18GHz	Polarity: Vertical
EUT: AC220m Wi-Fi module ID US	Power: AC 120V/60Hz
Test Mode: Transmit by 802.11ac-VHT20 at channel 5180MHz Ant 0 + 1 (Beam-Forming Mode)	

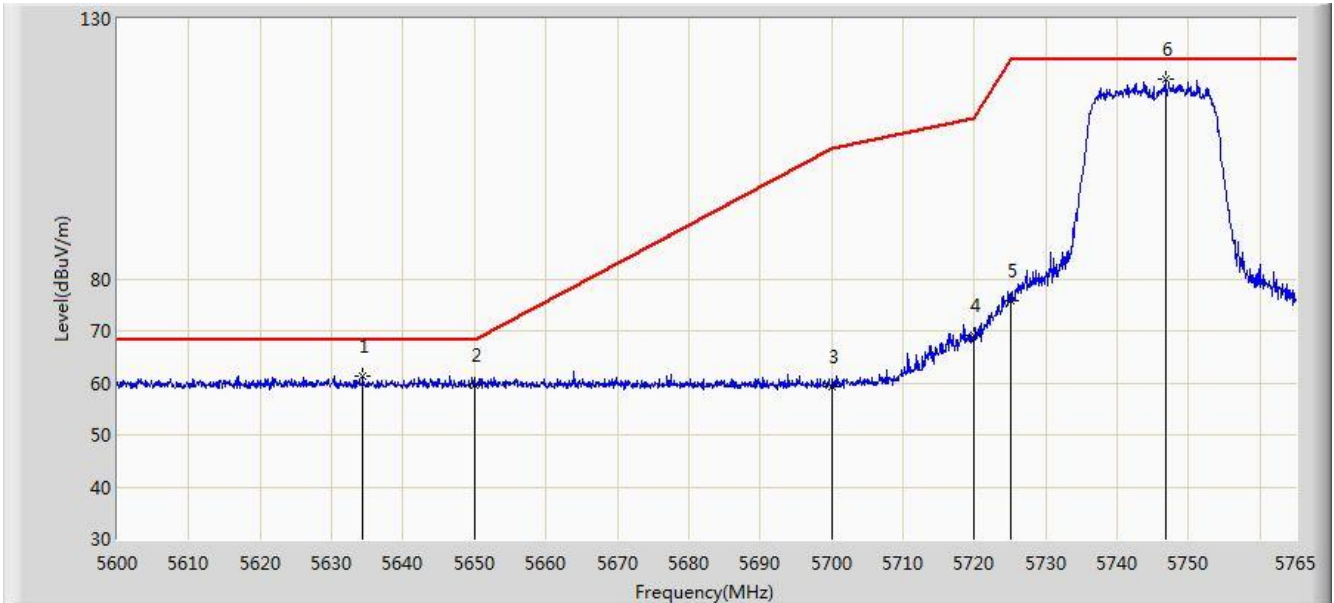


No	Flag	Mark	Frequency (MHz)	Measure Level (dBuV/m)	Reading Level (dBuV)	Margin (dB)	Limit (dBuV/m)	Factor (dB)	Type
1			5150.000	51.925	47.756	-2.075	54.000	4.170	AV
2			5177.995	106.667	102.591	N/A	N/A	4.077	AV

Note: Measure Level (dB μ V/m) = Reading Level (dB μ V) + Factor (dB)

Factor (dB) = Cable Loss (dB) + Antenna Factor (dB/m) - Pre_Amplifier Gain (dB)

Site: AC1	Time: 2017/12/16 - 17:52
Limit: FCC_Part15.407_RE(3m)	Engineer: Kevin Ker
Probe: BBHA9120D_1GHz_18GHz	Polarity: Horizontal
EUT: AC220m Wi-Fi module ID US	Power: AC 120V/60Hz
Test Mode: Transmit by 802.11ac-VHT20 at channel 5745MHz Ant 0 + 1 (Beam-Forming Mode)	

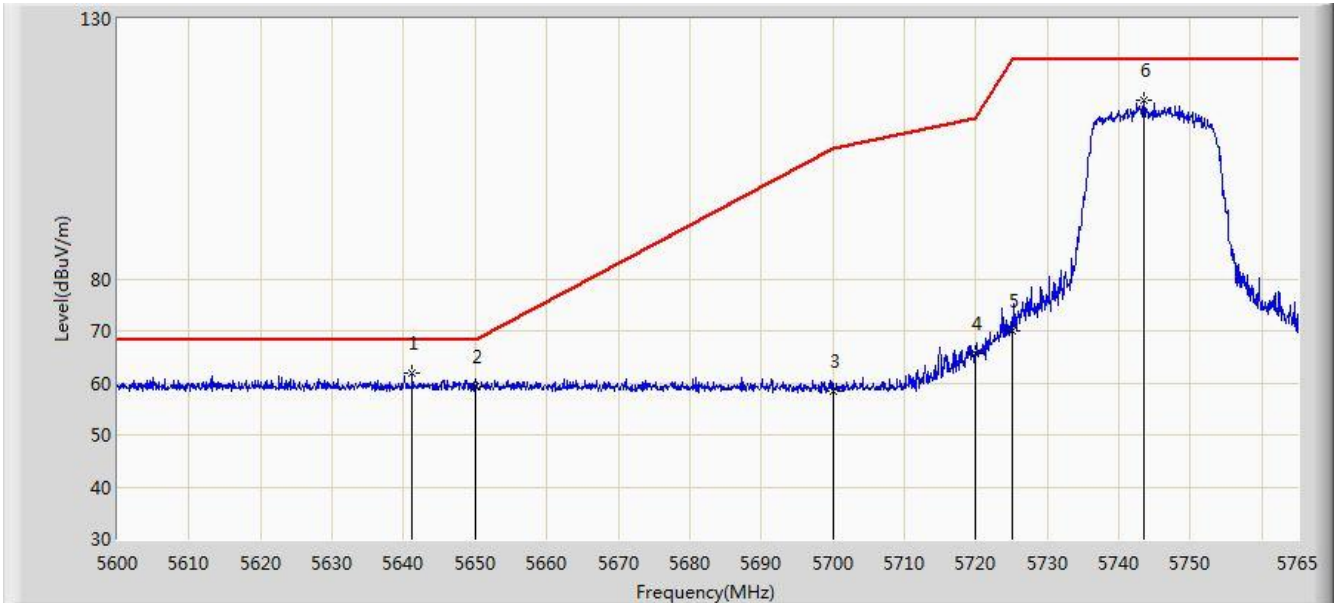


No	Flag	Mark	Frequency (MHz)	Measure Level (dBuV/m)	Reading Level (dBuV)	Margin (dB)	Limit (dBuV/m)	Factor (dB)	Type
1			5634.402	61.327	56.705	-6.873	68.200	4.621	PK
2			5650.000	59.678	55.007	-8.522	68.200	4.671	PK
3			5700.000	59.311	54.433	-45.889	105.200	4.878	PK
4			5720.000	69.063	64.066	-41.737	110.800	4.997	PK
5			5725.000	75.666	70.637	-46.534	122.200	5.029	PK
6			5746.768	118.426	113.261	N/A	N/A	5.165	PK

Note: Measure Level (dB μ V/m) = Reading Level (dB μ V) + Factor (dB)

Factor (dB) = Cable Loss (dB) + Antenna Factor (dB/m) - Pre_Amplifier Gain (dB)

Site: AC1	Time: 2017/12/16 - 17:56
Limit: FCC_Part15.407_RE(3m)	Engineer: Kevin Ker
Probe: BBHA9120D_1GHz_18GHz	Polarity: Vertical
EUT: AC220m Wi-Fi module ID US	Power: AC 120V/60Hz
Test Mode: Transmit by 802.11ac-VHT20 at channel 5745MHz Ant 0 + 1 (Beam-Forming Mode)	

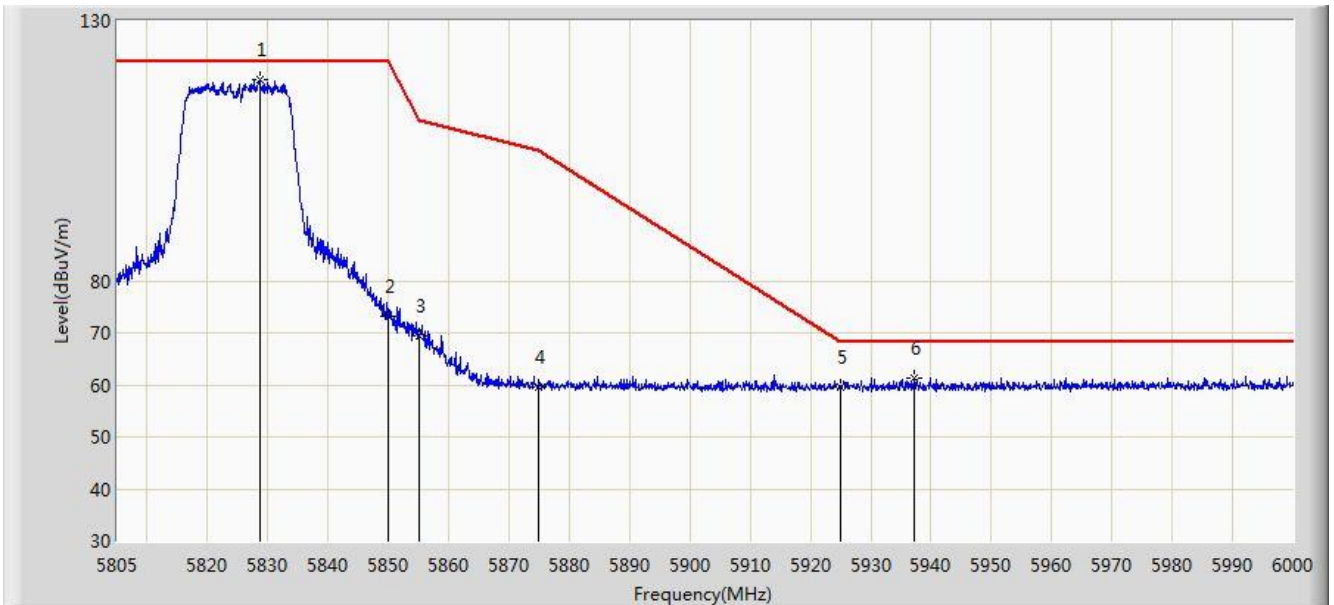


No	Flag	Mark	Frequency (MHz)	Measure Level (dBuV/m)	Reading Level (dBuV)	Margin (dB)	Limit (dBuV/m)	Factor (dB)	Type
1			5641.167	61.790	57.148	-6.410	68.200	4.641	PK
2			5650.000	59.150	54.479	-9.050	68.200	4.671	PK
3			5700.000	58.445	53.567	-46.755	105.200	4.878	PK
4			5720.000	65.514	60.517	-45.286	110.800	4.997	PK
5			5725.000	70.078	65.049	-52.122	122.200	5.029	PK
6			5743.550	114.362	109.215	N/A	N/A	5.147	PK

Note: Measure Level (dB μ V/m) = Reading Level (dB μ V) + Factor (dB)

Factor (dB) = Cable Loss (dB) + Antenna Factor (dB/m) - Pre_Amplifier Gain (dB)

Site: AC1	Time: 2017/12/16 - 17:58
Limit: FCC_Part15.407_RE(3m)	Engineer: Kevin Ker
Probe: BBHA9120D_1GHz_18GHz	Polarity: Horizontal
EUT: AC220m Wi-Fi module ID US	Power: AC 120V/60Hz
Test Mode: Transmit by 802.11ac-VHT20 at channel 5825MHz Ant 0 + 1 (Beam-Forming Mode)	

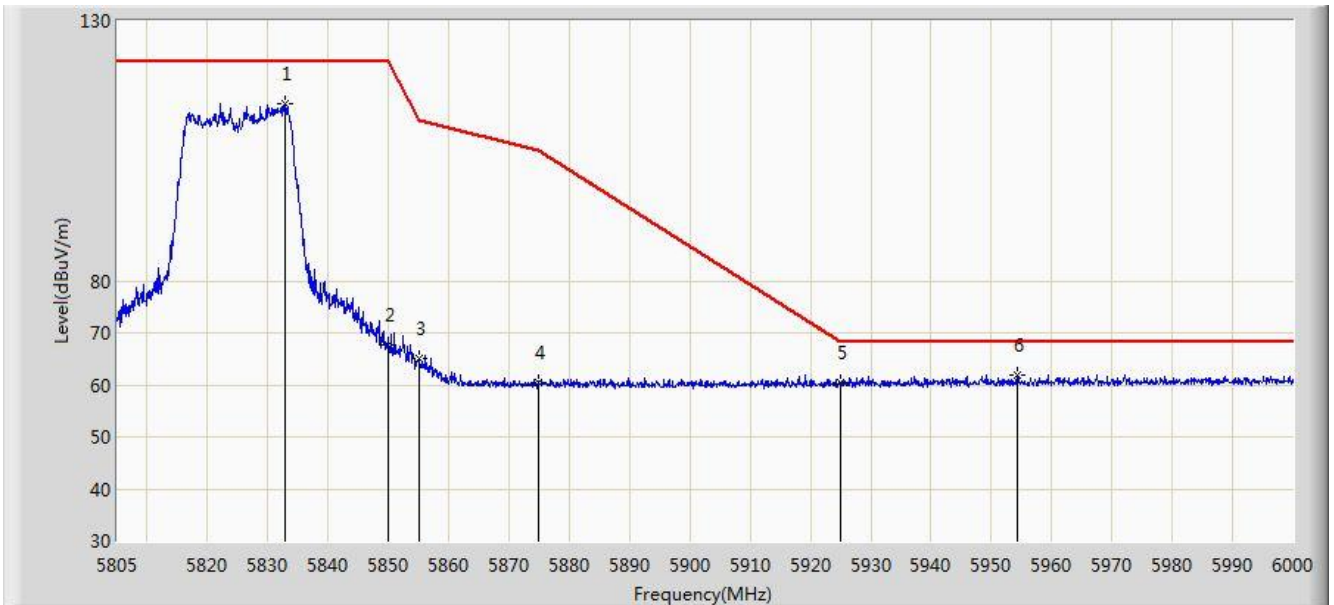


No	Flag	Mark	Frequency (MHz)	Measure Level (dBuV/m)	Reading Level (dBuV)	Margin (dB)	Limit (dBuV/m)	Factor (dB)	Type
1			5828.692	118.706	113.096	N/A	N/A	5.609	PK
2			5850.000	73.263	67.537	-48.937	122.200	5.726	PK
3			5855.000	69.480	63.734	-41.320	110.800	5.746	PK
4			5875.000	59.439	53.619	-45.761	105.200	5.820	PK
5			5925.000	59.497	53.531	-8.703	68.200	5.967	PK
6			5937.112	61.426	55.429	-6.774	68.200	5.996	PK

Note: Measure Level (dB μ V/m) = Reading Level (dB μ V) + Factor (dB)

Factor (dB) = Cable Loss (dB) + Antenna Factor (dB/m) - Pre_Amplifier Gain (dB)

Site: AC1	Time: 2017/12/16 - 18:02
Limit: FCC_Part15.407_RE(3m)	Engineer: Kevin Ker
Probe: BBHA9120D_1GHz_18GHz	Polarity: Vertical
EUT: AC220m Wi-Fi module ID US	Power: AC 120V/60Hz
Test Mode: Transmit by 802.11ac-VHT20 at channel 5825MHz Ant 0 + 1 (Beam-Forming Mode)	

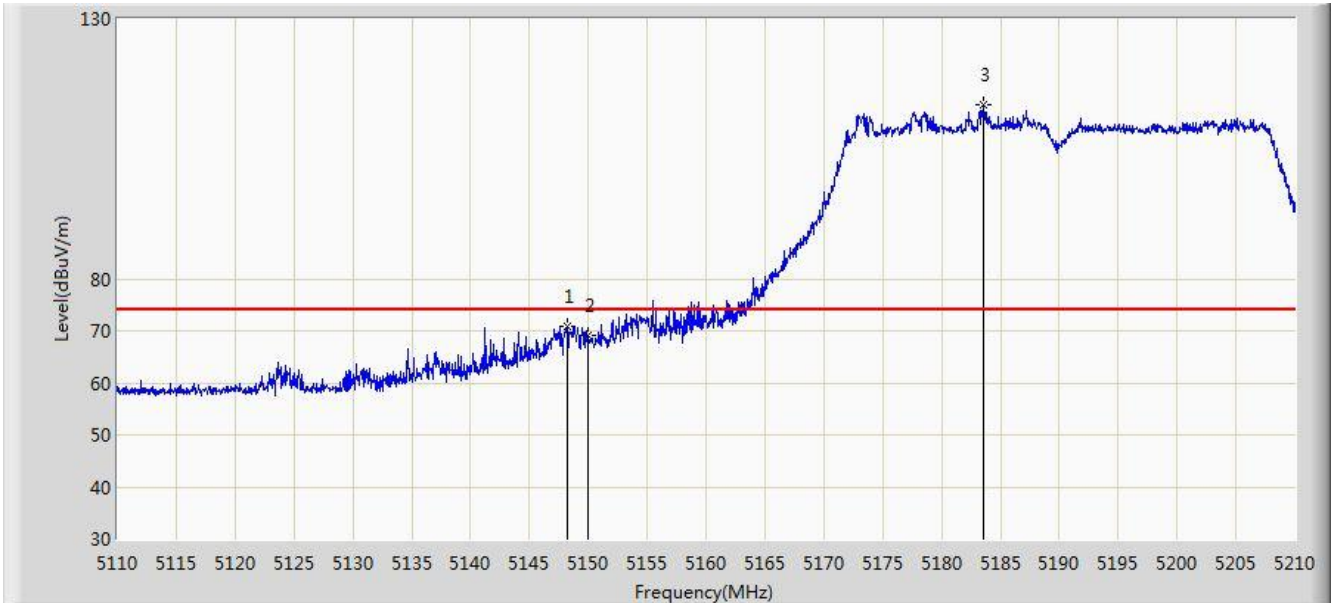


No	Flag	Mark	Frequency (MHz)	Measure Level (dBuV/m)	Reading Level (dBuV)	Margin (dB)	Limit (dBuV/m)	Factor (dB)	Type
1			5832.788	113.975	108.342	N/A	N/A	5.633	PK
2			5850.000	67.651	61.925	-54.549	122.200	5.726	PK
3			5855.000	65.043	59.297	-45.757	110.800	5.746	PK
4			5875.000	60.359	54.539	-44.841	105.200	5.820	PK
5			5925.000	60.359	54.393	-7.841	68.200	5.967	PK
6			5954.370	61.874	55.840	-6.326	68.200	6.034	PK

Note: Measure Level (dB μ V/m) = Reading Level (dB μ V) + Factor (dB)

Factor (dB) = Cable Loss (dB) + Antenna Factor (dB/m) - Pre_Amplifier Gain (dB)

Site: AC1	Time: 2017/12/19 - 18:14
Limit: FCC_Part15.209_RE(3m)	Engineer: Kevin Ker
Probe: BBHA9120D_1GHz_18GHz	Polarity: Horizontal
EUT: AC220m Wi-Fi module ID US	Power: AC 120V/60Hz
Test Mode: Transmit by 802.11ac-VHT40 at channel 5190MHz Ant 0 + 1 (Beam-Forming Mode)	

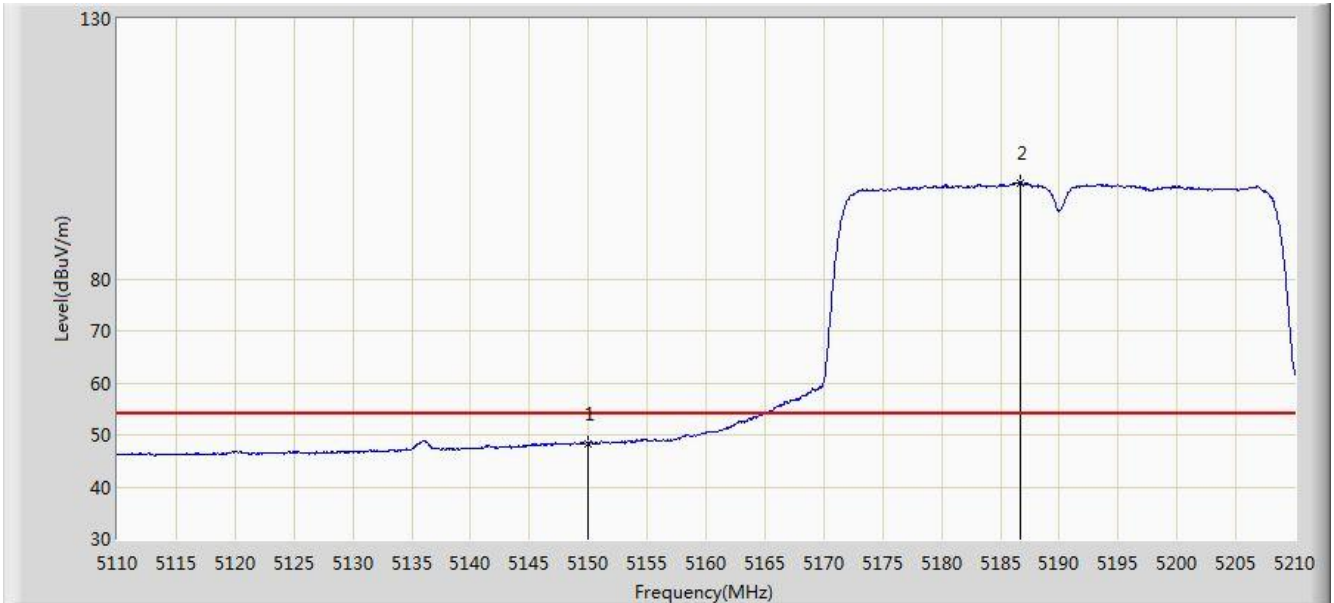


No	Flag	Mark	Frequency (MHz)	Measure Level (dBuV/m)	Reading Level (dBuV)	Margin (dB)	Limit (dBuV/m)	Factor (dB)	Type
1			5148.200	70.744	66.569	-3.256	74.000	4.174	PK
2			5150.000	69.079	64.910	-4.921	74.000	4.170	PK
3			5183.600	113.607	109.551	N/A	N/A	4.057	PK

Note: Measure Level (dB μ V/m) = Reading Level (dB μ V) + Factor (dB)

Factor (dB) = Cable Loss (dB) + Antenna Factor (dB/m) - Pre_Amplifier Gain (dB)

Site: AC1	Time: 2017/12/19 - 18:17
Limit: FCC_Part15.209_RE(3m)	Engineer: Kevin Ker
Probe: BBHA9120D_1GHz_18GHz	Polarity: Horizontal
EUT: AC220m Wi-Fi module ID US	Power: AC 120V/60Hz
Test Mode: Transmit by 802.11ac-VHT40 at channel 5190MHz Ant 0 + 1 (Beam-Forming Mode)	

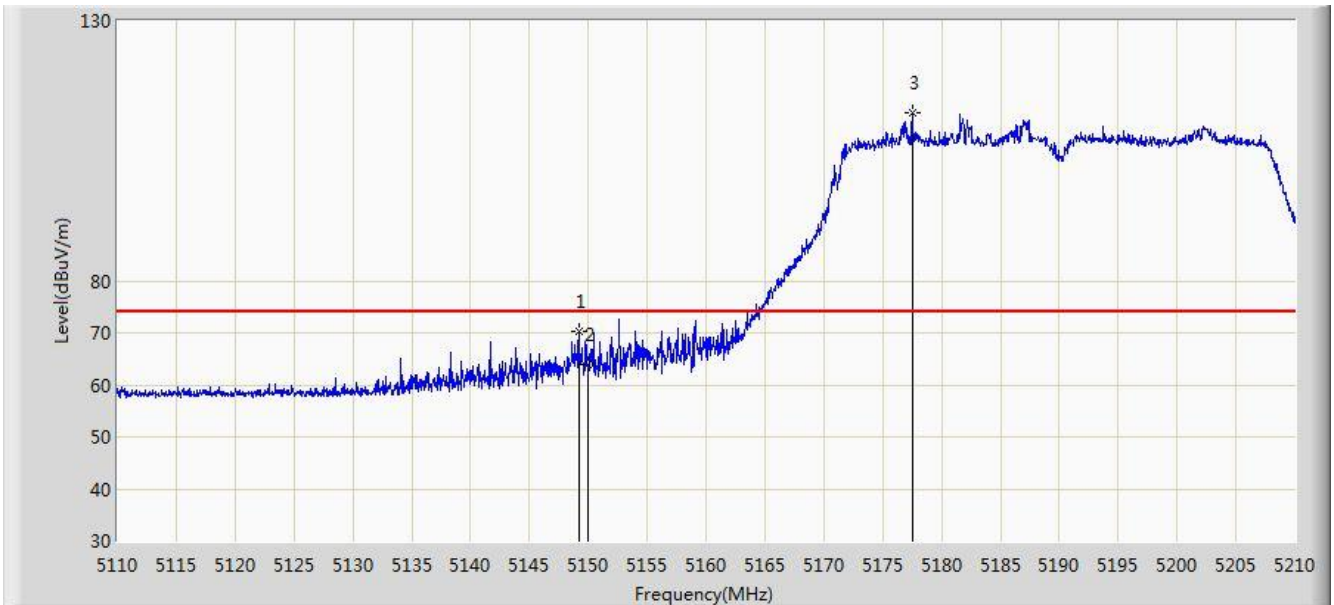


No	Flag	Mark	Frequency (MHz)	Measure Level (dBuV/m)	Reading Level (dBuV)	Margin (dB)	Limit (dBuV/m)	Factor (dB)	Type
1			5150.000	48.386	44.217	-5.614	54.000	4.170	AV
2			5186.750	98.532	94.487	N/A	N/A	4.045	AV

Note: Measure Level (dB μ V/m) = Reading Level (dB μ V) + Factor (dB)

Factor (dB) = Cable Loss (dB) + Antenna Factor (dB/m) - Pre_Amplifier Gain (dB)

Site: AC1	Time: 2017/12/19 - 18:19
Limit: FCC_Part15.209_RE(3m)	Engineer: Kevin Ker
Probe: BBHA9120D_1GHz_18GHz	Polarity: Vertical
EUT: AC220m Wi-Fi module ID US	Power: AC 120V/60Hz
Test Mode: Transmit by 802.11ac-VHT40 at channel 5190MHz Ant 0 + 1 (Beam-Forming Mode)	

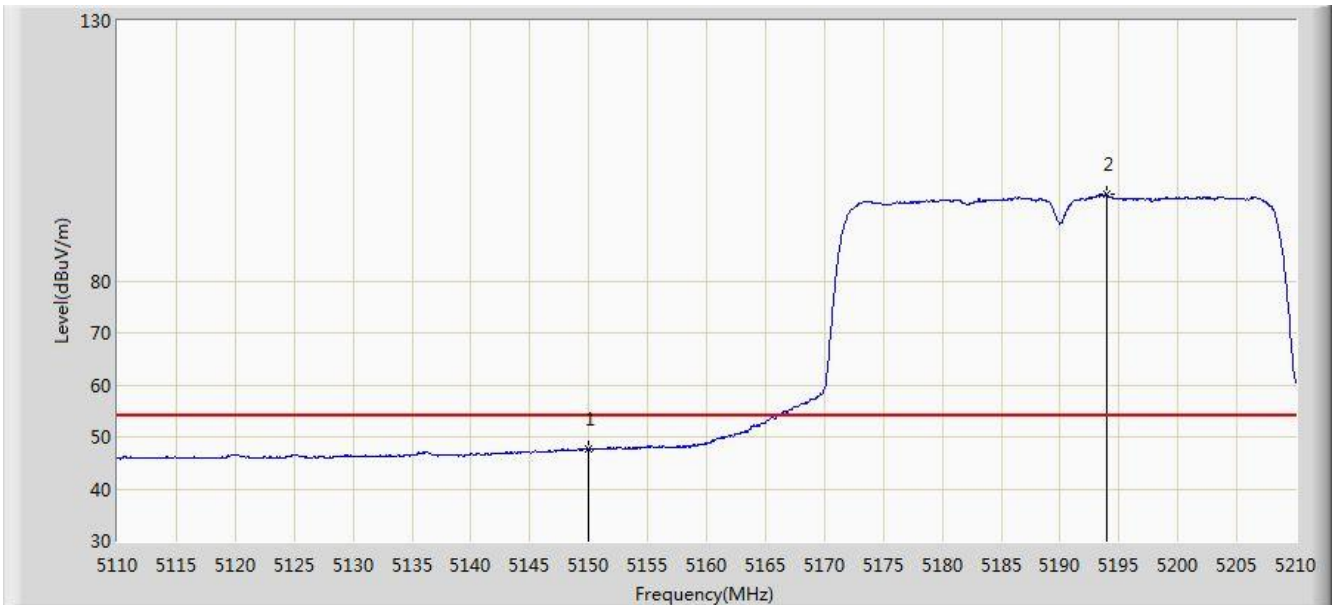


No	Flag	Mark	Frequency (MHz)	Measure Level (dBuV/m)	Reading Level (dBuV)	Margin (dB)	Limit (dBuV/m)	Factor (dB)	Type
1			5149.200	70.172	66.000	-3.828	74.000	4.172	PK
2			5150.000	63.789	59.620	-10.211	74.000	4.170	PK
3			5177.550	112.309	108.231	N/A	N/A	4.077	PK

Note: Measure Level (dB μ V/m) = Reading Level (dB μ V) + Factor (dB)

Factor (dB) = Cable Loss (dB) + Antenna Factor (dB/m) - Pre_Amplifier Gain (dB)

Site: AC1	Time: 2017/12/19 - 18:20
Limit: FCC_Part15.209_RE(3m)	Engineer: Kevin Ker
Probe: BBHA9120D_1GHz_18GHz	Polarity: Vertical
EUT: AC220m Wi-Fi module ID US	Power: AC 120V/60Hz
Test Mode: Transmit by 802.11ac-VHT40 at channel 5190MHz Ant 0 + 1 (Beam-Forming Mode)	

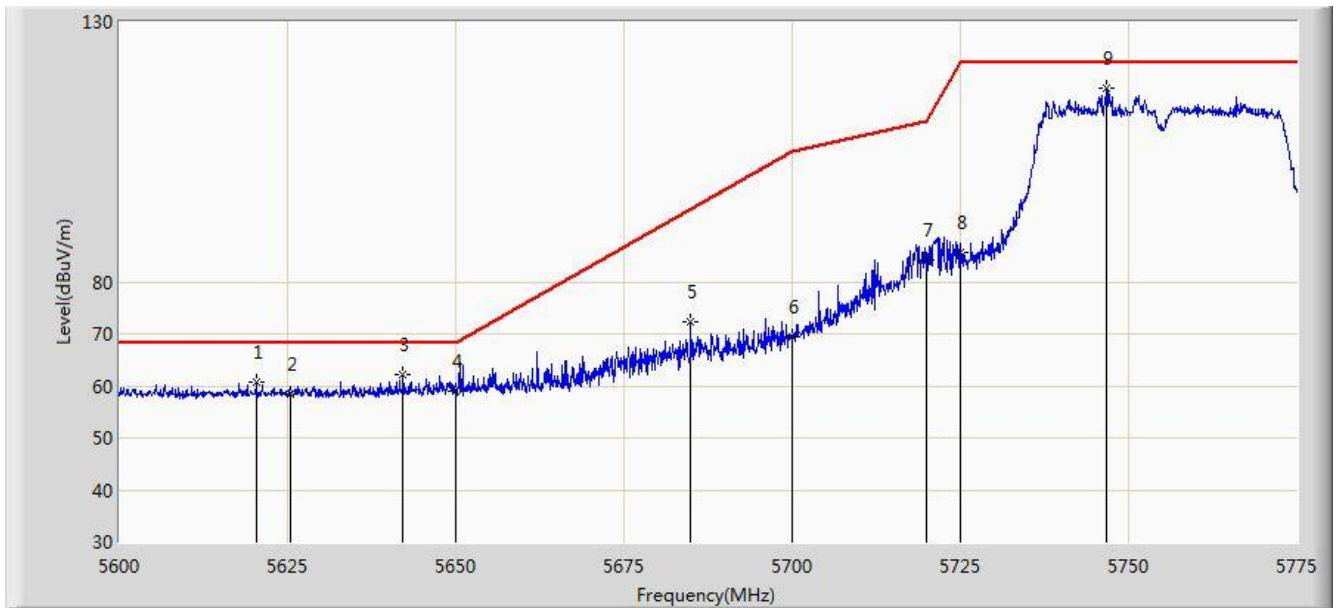


No	Flag	Mark	Frequency (MHz)	Measure Level (dBuV/m)	Reading Level (dBuV)	Margin (dB)	Limit (dBuV/m)	Factor (dB)	Type
1			5150.000	47.599	43.430	-6.401	54.000	4.170	AV
2			5193.900	96.630	92.610	N/A	N/A	4.019	AV

Note: Measure Level (dB μ V/m) = Reading Level (dB μ V) + Factor (dB)

Factor (dB) = Cable Loss (dB) + Antenna Factor (dB/m) - Pre_Amplifier Gain (dB)

Site: AC1	Time: 2017/12/19 - 18:39
Limit: FCC_Part15.407_RE(3m)	Engineer: Kevin Ker
Probe: BBHA9120D_1GHz_18GHz	Polarity: Horizontal
EUT: AC220m Wi-Fi module ID US	Power: AC 120V/60Hz
Test Mode: Transmit by 802.11ac-VHT40 at channel 5755MHz Ant 0 + 1 (Beam-Forming Mode)	

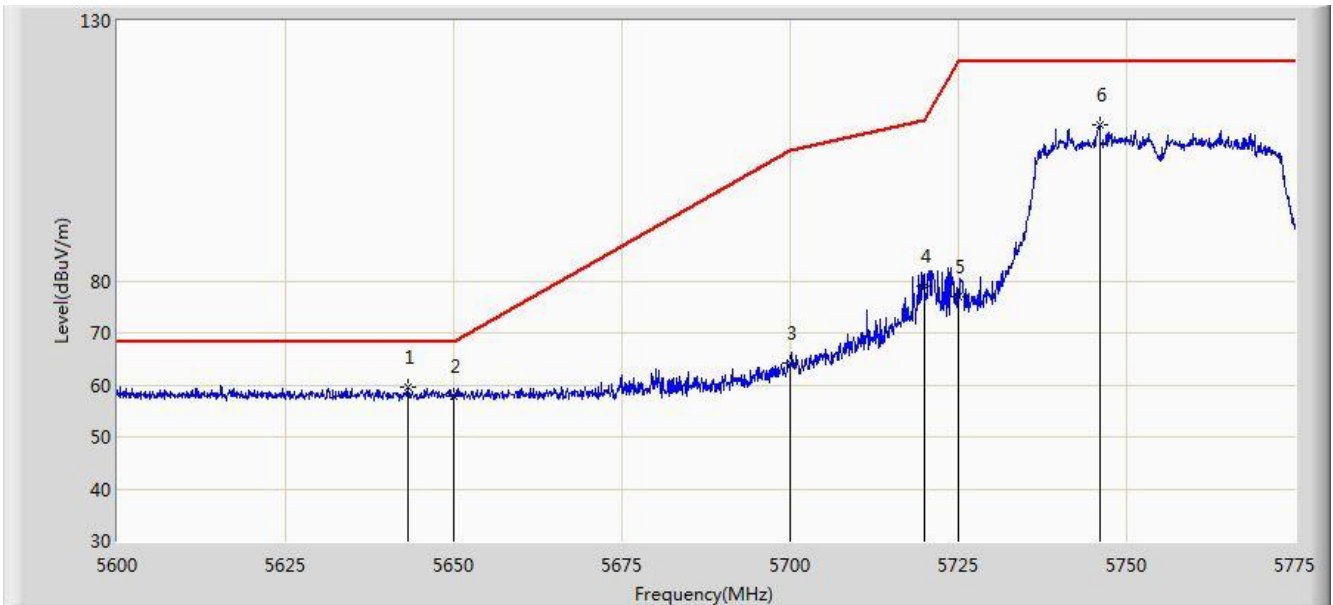


No	Flag	Mark	Frequency (MHz)	Measure Level (dBuV/m)	Reading Level (dBuV)	Margin (dB)	Limit (dBuV/m)	Factor (dB)	Type
1			5620.388	60.615	56.033	-7.585	68.200	4.581	PK
2			5625.462	58.381	53.785	-9.819	68.200	4.595	PK
3			5642.175	62.245	57.600	-5.955	68.200	4.646	PK
4			5650.000	58.937	54.266	-9.263	68.200	4.671	PK
5			5684.962	72.268	67.461	-21.838	94.106	4.807	PK
6			5700.000	69.551	64.673	-35.649	105.200	4.878	PK
7			5720.000	84.161	79.164	-26.639	110.800	4.997	PK
8			5725.000	85.718	80.689	-36.482	122.200	5.029	PK
9			5746.737	117.274	112.109	N/A	N/A	5.165	PK

Note: Measure Level (dBuV/m) = Reading Level (dBuV) + Factor (dB)

Factor (dB) = Cable Loss (dB) + Antenna Factor (dB/m) - Pre_Amplifier Gain (dB)

Site: AC1	Time: 2017/12/19 - 18:43
Limit: FCC_Part15.407_RE(3m)	Engineer: Kevin Ker
Probe: BBHA9120D_1GHz_18GHz	Polarity: Vertical
EUT: AC220m Wi-Fi module ID US	Power: AC 120V/60Hz
Test Mode: Transmit by 802.11ac-VHT40 at channel 5755MHz Ant 0 + 1 (Beam-Forming Mode)	

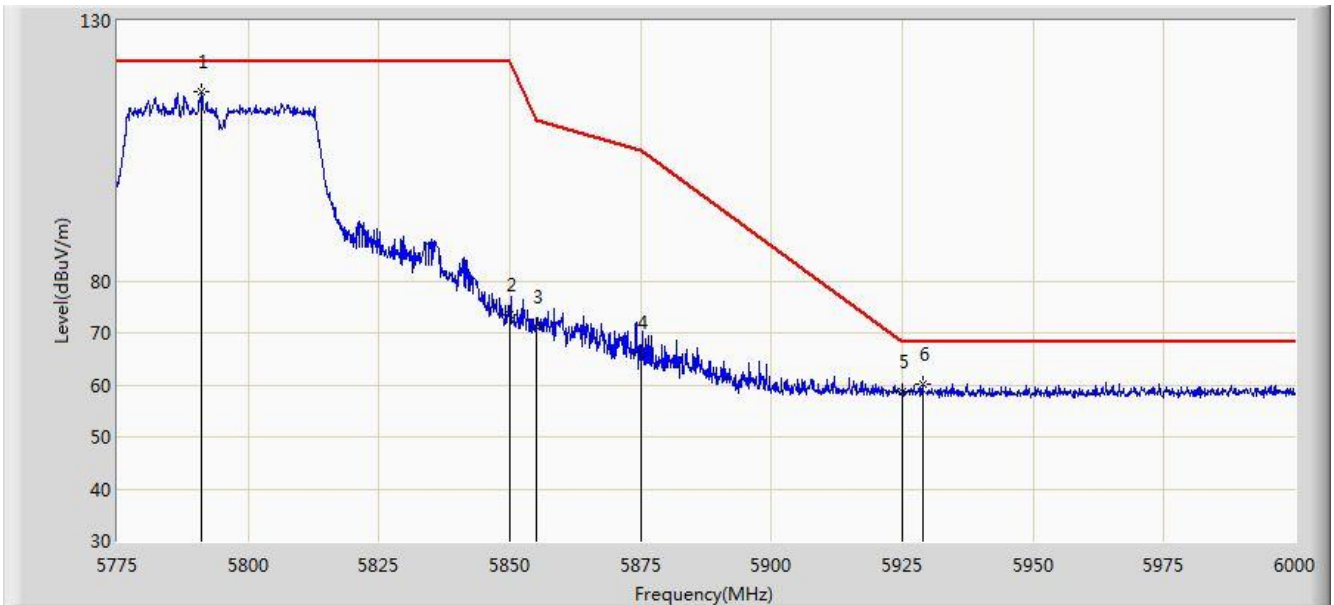


No	Flag	Mark	Frequency (MHz)	Measure Level (dBuV/m)	Reading Level (dBuV)	Margin (dB)	Limit (dBuV/m)	Factor (dB)	Type
1			5643.138	59.688	55.040	-8.512	68.200	4.649	PK
2			5650.000	57.771	53.100	-10.429	68.200	4.671	PK
3			5700.000	64.273	59.395	-40.927	105.200	4.878	PK
4			5720.000	78.863	73.866	-31.937	110.800	4.997	PK
5			5725.000	77.050	72.021	-45.150	122.200	5.029	PK
6			5745.950	110.021	104.861	N/A	N/A	5.161	PK

Note: Measure Level (dB μ V/m) = Reading Level (dB μ V) + Factor (dB)

Factor (dB) = Cable Loss (dB) + Antenna Factor (dB/m) - Pre_Amplifier Gain (dB)

Site: AC1	Time: 2017/12/19 - 18:44
Limit: FCC_Part15.407_RE(3m)	Engineer: Kevin Ker
Probe: BBHA9120D_1GHz_18GHz	Polarity: Horizontal
EUT: AC220m Wi-Fi module ID US	Power: AC 120V/60Hz
Test Mode: Transmit by 802.11ac-VHT40 at channel 5795MHz Ant 0 + 1 (Beam-Forming Mode)	

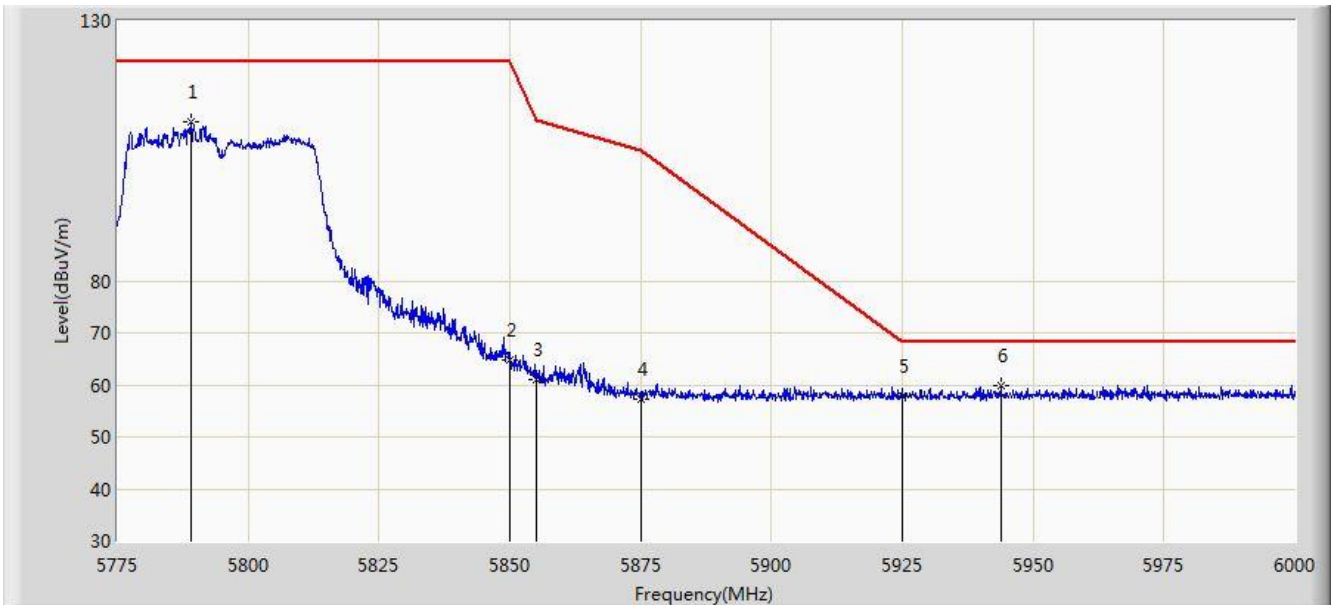


No	Flag	Mark	Frequency (MHz)	Measure Level (dBuV/m)	Reading Level (dBuV)	Margin (dB)	Limit (dBuV/m)	Factor (dB)	Type
1			5791.200	116.504	111.106	N/A	N/A	5.398	PK
2			5850.000	73.499	67.773	-48.701	122.200	5.726	PK
3			5855.000	71.124	65.378	-39.676	110.800	5.746	PK
4			5875.000	66.376	60.556	-38.824	105.200	5.820	PK
5			5925.000	58.595	52.629	-9.605	68.200	5.967	PK
6			5928.900	60.031	54.055	-8.169	68.200	5.976	PK

Note: Measure Level (dB μ V/m) = Reading Level (dB μ V) + Factor (dB)

Factor (dB) = Cable Loss (dB) + Antenna Factor (dB/m) - Pre_Amplifier Gain (dB)

Site: AC1	Time: 2017/12/19 - 18:47
Limit: FCC_Part15.407_RE(3m)	Engineer: Kevin Ker
Probe: BBHA9120D_1GHz_18GHz	Polarity: Vertical
EUT: AC220m Wi-Fi module ID US	Power: AC 120V/60Hz
Test Mode: Transmit by 802.11ac-VHT40 at channel 5795MHz Ant 0 + 1 (Beam-Forming Mode)	

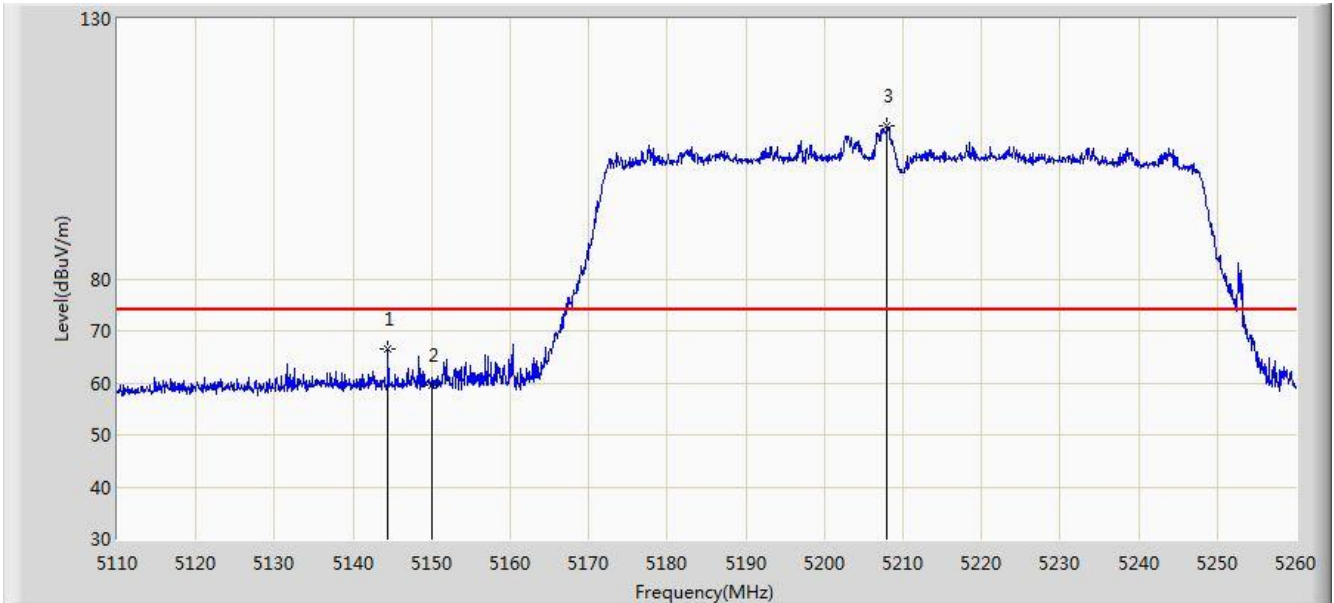


No	Flag	Mark	Frequency (MHz)	Measure Level (dBuV/m)	Reading Level (dBuV)	Margin (dB)	Limit (dBuV/m)	Factor (dB)	Type
1			5789.175	110.574	105.186	N/A	N/A	5.388	PK
2			5850.000	64.667	58.941	-57.533	122.200	5.726	PK
3			5855.000	60.976	55.230	-49.824	110.800	5.746	PK
4			5875.000	57.388	51.568	-47.812	105.200	5.820	PK
5			5925.000	57.749	51.783	-10.451	68.200	5.967	PK
6			5943.750	59.752	53.739	-8.448	68.200	6.012	PK

Note: Measure Level (dB μ V/m) = Reading Level (dB μ V) + Factor (dB)

Factor (dB) = Cable Loss (dB) + Antenna Factor (dB/m) - Pre_Amplifier Gain (dB)

Site: AC1	Time: 2017/12/19 - 18:49
Limit: FCC_Part15.209_RE(3m)	Engineer: Kevin Ker
Probe: BBHA9120D_1GHz_18GHz	Polarity: Horizontal
EUT: AC220m Wi-Fi module ID US	Power: AC 120V/60Hz
Test Mode: Transmit by 802.11ac-VHT80 at channel 5210MHz Ant 0 + 1 (Beam-Forming Mode)	

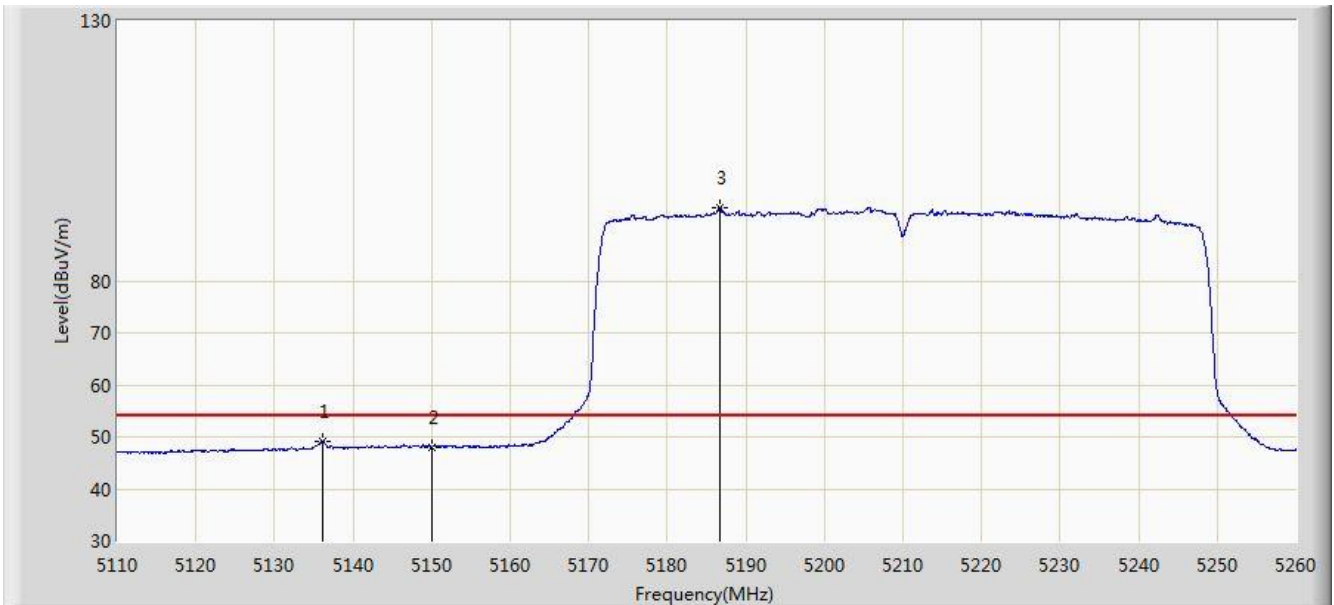


No	Flag	Mark	Frequency (MHz)	Measure Level (dBuV/m)	Reading Level (dBuV)	Margin (dB)	Limit (dBuV/m)	Factor (dB)	Type
1			5144.425	66.393	62.217	-7.607	74.000	4.176	PK
2			5150.000	59.559	55.390	-14.441	74.000	4.170	PK
3			5208.025	109.535	105.560	N/A	N/A	3.975	PK

Note: Measure Level (dB μ V/m) = Reading Level (dB μ V) + Factor (dB)

Factor (dB) = Cable Loss (dB) + Antenna Factor (dB/m) - Pre_Amplifier Gain (dB)

Site: AC1	Time: 2017/12/19 - 18:52
Limit: FCC_Part15.209_RE(3m)	Engineer: Kevin Ker
Probe: BBHA9120D_1GHz_18GHz	Polarity: Horizontal
EUT: AC220m Wi-Fi module ID US	Power: AC 120V/60Hz
Test Mode: Transmit by 802.11ac-VHT80 at channel 5210MHz Ant 0 + 1 (Beam-Forming Mode)	

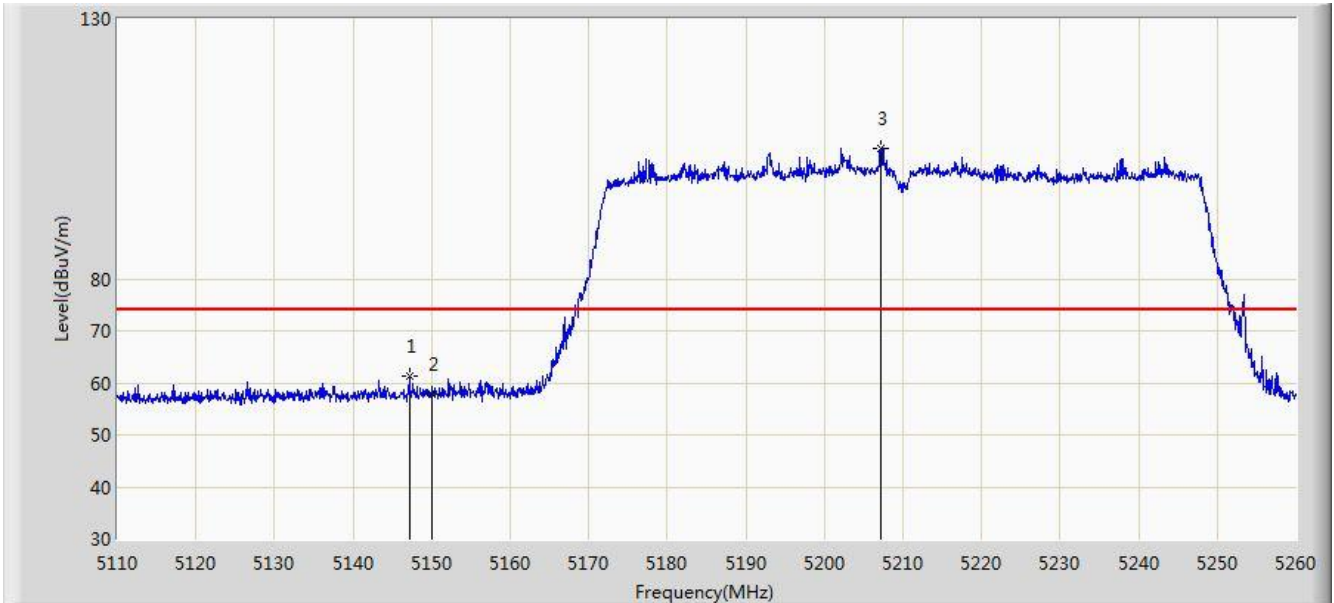


No	Flag	Mark	Frequency (MHz)	Measure Level (dBuV/m)	Reading Level (dBuV)	Margin (dB)	Limit (dBuV/m)	Factor (dB)	Type
1			5136.175	49.137	44.962	-4.863	54.000	4.175	AV
2			5150.000	47.987	43.818	-6.013	54.000	4.170	AV
3			5186.725	94.146	90.101	N/A	N/A	4.045	AV

Note: Measure Level (dB μ V/m) = Reading Level (dB μ V) + Factor (dB)

Factor (dB) = Cable Loss (dB) + Antenna Factor (dB/m) - Pre_Amplifier Gain (dB)

Site: AC1	Time: 2017/12/19 - 18:53
Limit: FCC_Part15.209_RE(3m)	Engineer: Kevin Ker
Probe: BBHA9120D_1GHz_18GHz	Polarity: Vertical
EUT: AC220m Wi-Fi module ID US	Power: AC 120V/60Hz
Test Mode: Transmit by 802.11ac-VHT80 at channel 5210MHz Ant 0 + 1 (Beam-Forming Mode)	

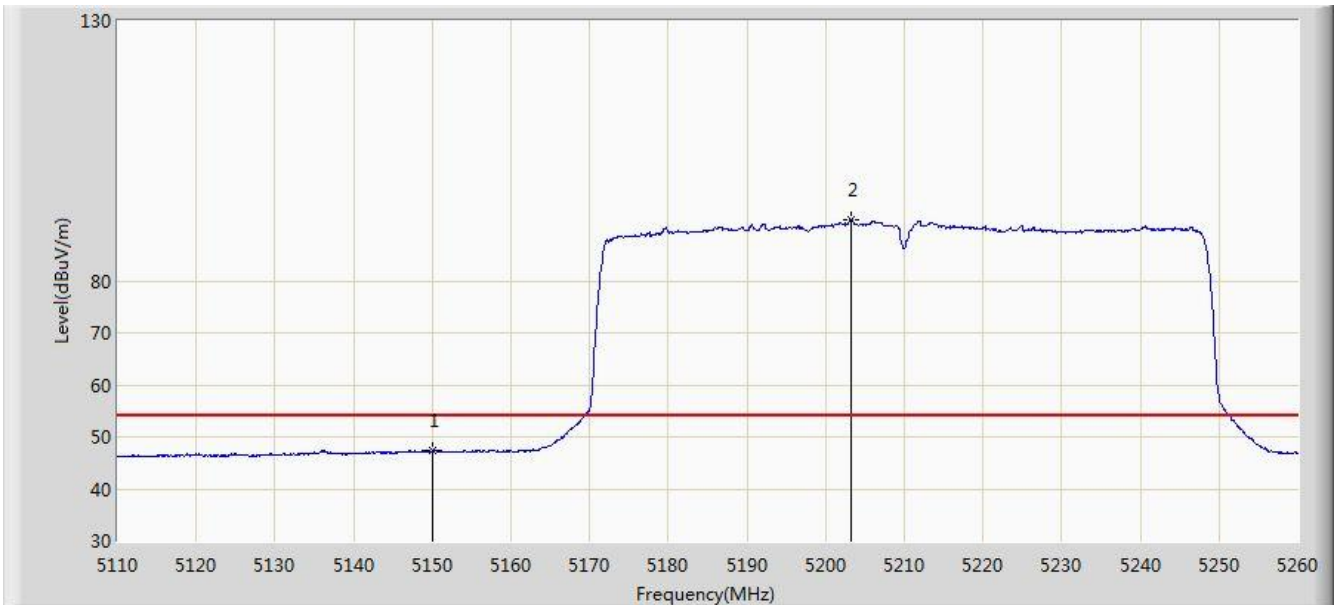


No	Flag	Mark	Frequency (MHz)	Measure Level (dBuV/m)	Reading Level (dBuV)	Margin (dB)	Limit (dBuV/m)	Factor (dB)	Type
1			5147.125	61.330	57.154	-12.670	74.000	4.176	PK
2			5150.000	57.821	53.652	-16.179	74.000	4.170	PK
3			5207.125	105.199	101.222	N/A	N/A	3.977	PK

Note: Measure Level (dB μ V/m) = Reading Level (dB μ V) + Factor (dB)

Factor (dB) = Cable Loss (dB) + Antenna Factor (dB/m) - Pre_Amplifier Gain (dB)

Site: AC1	Time: 2017/12/19 - 18:54
Limit: FCC_Part15.209_RE(3m)	Engineer: Kevin Ker
Probe: BBHA9120D_1GHz_18GHz	Polarity: Vertical
EUT: AC220m Wi-Fi module ID US	Power: AC 120V/60Hz
Test Mode: Transmit by 802.11ac-VHT80 at channel 5210MHz Ant 0 + 1 (Beam-Forming Mode)	

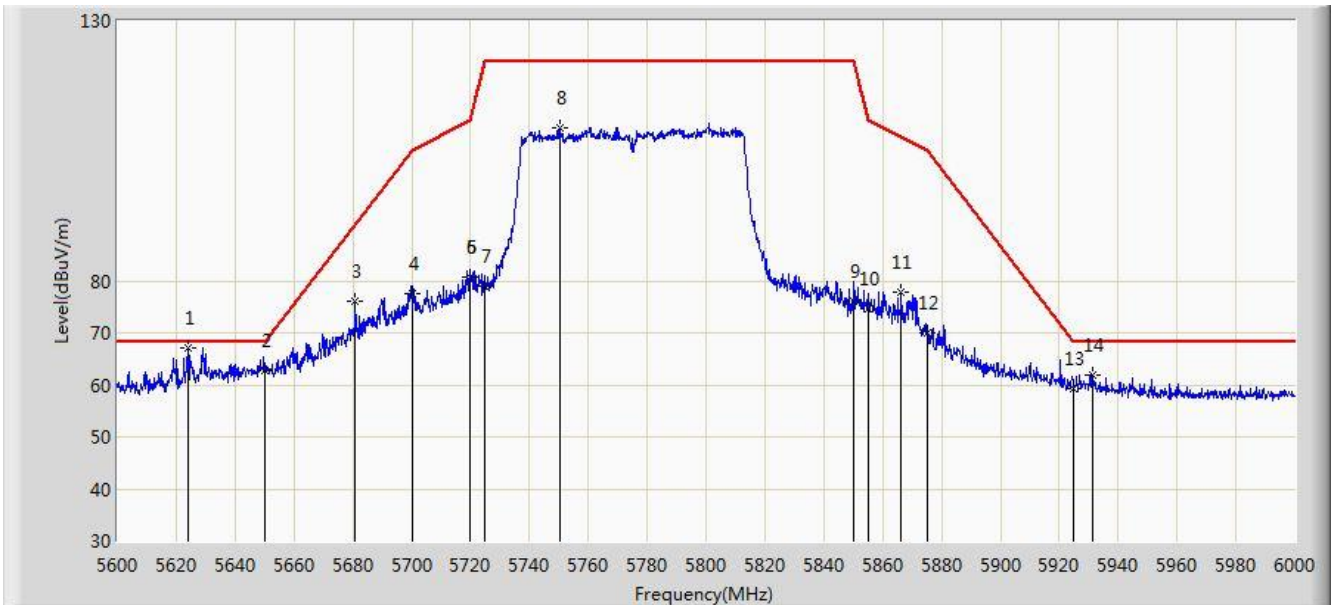


No	Flag	Mark	Frequency (MHz)	Measure Level (dBuV/m)	Reading Level (dBuV)	Margin (dB)	Limit (dBuV/m)	Factor (dB)	Type
1			5150.000	47.266	43.097	-6.734	54.000	4.170	AV
2			5203.150	91.726	87.737	N/A	N/A	3.989	AV

Note: Measure Level (dB μ V/m) = Reading Level (dB μ V) + Factor (dB)

Factor (dB) = Cable Loss (dB) + Antenna Factor (dB/m) - Pre_Amplifier Gain (dB)

Site: AC1	Time: 2017/12/19 - 19:12
Limit: FCC_Part15.407_RE(3m)	Engineer: Kevin Ker
Probe: BBHA9120D_1GHz_18GHz	Polarity: Horizontal
EUT: AC220m Wi-Fi module ID US	Power: AC 120V/60Hz
Test Mode: Transmit by 802.11ac-VHT80 at channel 5775MHz Ant 0 + 1 (Beam-Forming Mode)	

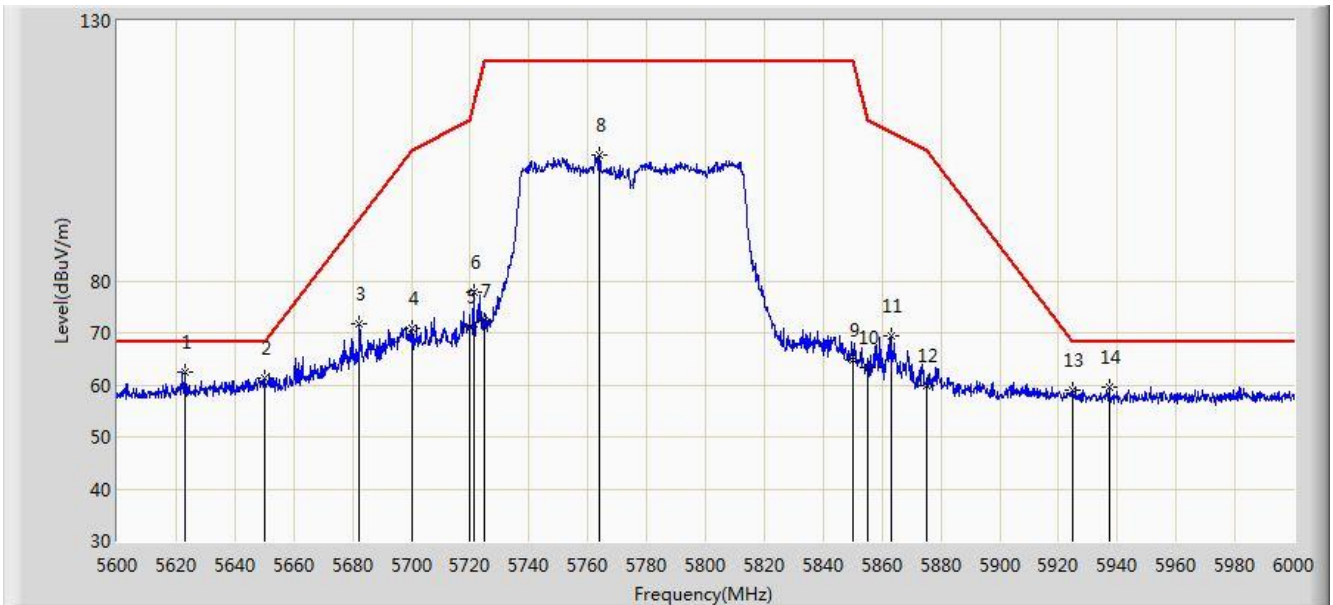


No	Flag	Mark	Frequency (MHz)	Measure Level (dBuV/m)	Reading Level (dBuV)	Margin (dB)	Limit (dBuV/m)	Factor (dB)	Type
1			5624.200	67.215	62.622	-0.985	68.200	4.592	PK
2			5650.000	62.758	58.087	-5.442	68.200	4.671	PK
3			5680.800	76.200	71.410	-14.830	91.031	4.790	PK
4			5700.000	77.459	72.581	-27.741	105.200	4.878	PK
5			5720.000	80.808	75.811	-29.992	110.800	4.997	PK
6			5720.000	80.808	75.811	-29.992	110.800	4.997	PK
7			5725.000	78.987	73.958	-43.213	122.200	5.029	PK
8			5750.200	109.405	104.221	N/A	N/A	5.184	PK
9			5850.000	76.222	70.496	-45.978	122.200	5.726	PK
10			5855.000	74.681	68.935	-36.119	110.800	5.746	PK
11			5866.400	77.705	71.915	-29.900	107.606	5.790	PK
12			5875.000	70.012	64.192	-35.188	105.200	5.820	PK
13			5925.000	59.148	53.182	-9.052	68.200	5.967	PK
14			5931.400	61.977	55.995	-6.223	68.200	5.982	PK

Note: Measure Level (dB μ V/m) = Reading Level (dB μ V) + Factor (dB)

Factor (dB) = Cable Loss (dB) + Antenna Factor (dB/m) - Pre_Amplifier Gain (dB)

Site: AC1	Time: 2017/12/19 - 19:15
Limit: FCC_Part15.407_RE(3m)	Engineer: Kevin Ker
Probe: BBHA9120D_1GHz_18GHz	Polarity: Vertical
EUT: AC220m Wi-Fi module ID US	Power: AC 120V/60Hz
Test Mode: Transmit by 802.11ac-VHT80 at channel 5775MHz Ant 0 + 1 (Beam-Forming Mode)	



No	Flag	Mark	Frequency (MHz)	Measure Level (dBuV/m)	Reading Level (dBuV)	Margin (dB)	Limit (dBuV/m)	Factor (dB)	Type
1			5623.000	62.512	57.923	-5.688	68.200	4.589	PK
2			5650.000	61.258	56.587	-6.942	68.200	4.671	PK
3			5682.400	71.706	66.909	-20.507	92.213	4.797	PK
4			5700.000	70.894	66.016	-34.306	105.200	4.878	PK
5			5720.000	71.242	66.245	-39.558	110.800	4.997	PK
6			5721.200	77.962	72.957	-35.575	113.537	5.005	PK
7			5725.000	72.421	67.392	-49.779	122.200	5.029	PK
8			5763.800	104.072	98.813	N/A	N/A	5.259	PK
9			5850.000	64.853	59.127	-57.347	122.200	5.726	PK
10			5855.000	63.209	57.463	-47.591	110.800	5.746	PK
11			5863.000	69.346	63.567	-39.212	108.558	5.779	PK
12			5875.000	59.991	54.171	-45.209	105.200	5.820	PK
13			5925.000	58.934	52.968	-9.266	68.200	5.967	PK
14			5937.200	59.501	53.504	-8.699	68.200	5.997	PK

Note: Measure Level (dB μ V/m) = Reading Level (dB μ V) + Factor (dB)

Factor (dB) = Cable Loss (dB) + Antenna Factor (dB/m) - Pre_Amplifier Gain (dB)

7.10. AC Conducted Emissions Measurement

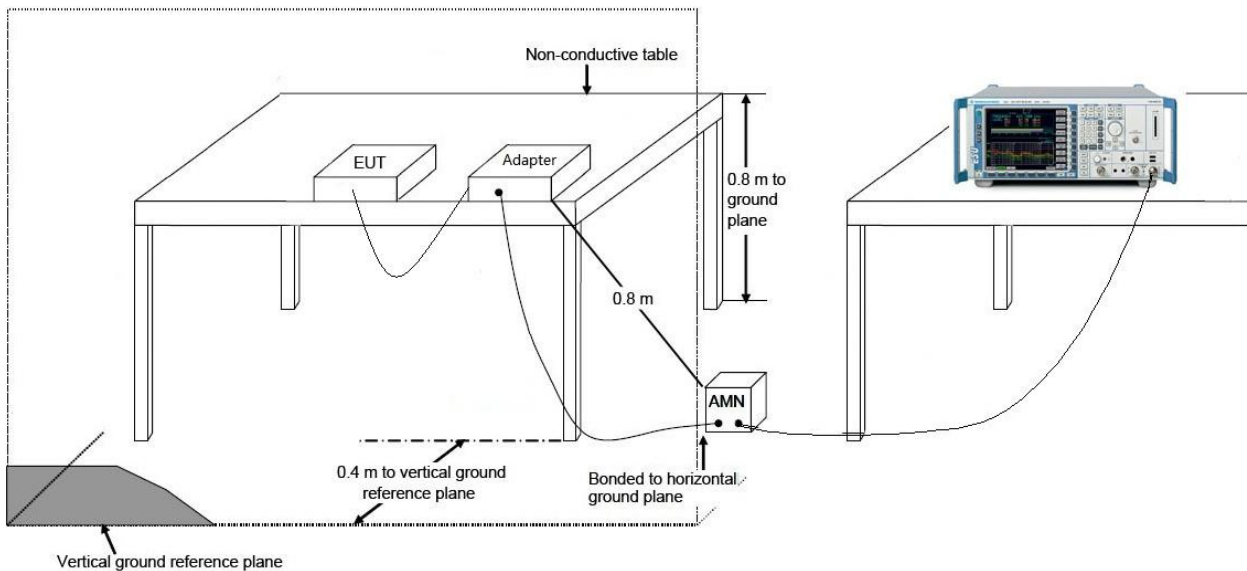
7.10.1. Test Limit

FCC 15.207 Limits		
Frequency (MHz)	QP (dBuV)	AV (dBuV)
0.15 ~ 0.50	66 ~ 56	56 ~ 46
0.50 ~ 5.0	56	46
5.0 ~ 30	60	50

Note 1: The lower limit shall apply at the transition frequencies.

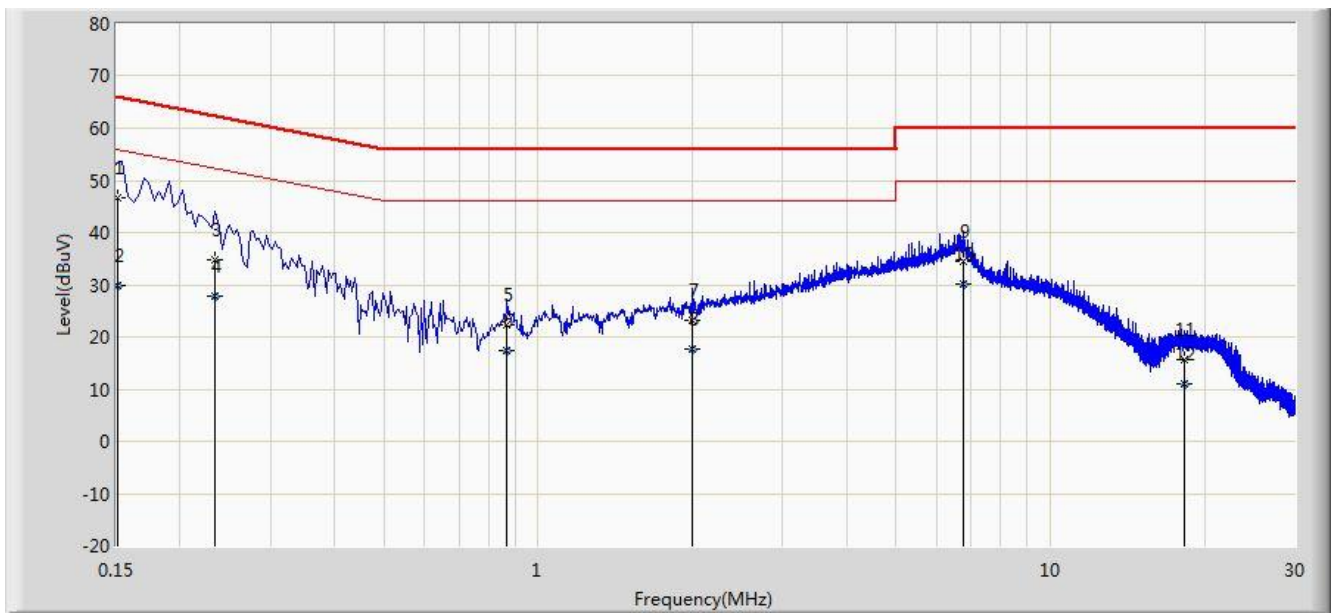
Note 2: The limit decreases linearly with the logarithm of the frequency in the range 0.15MHz to 0.5MHz.

7.10.2. Test Setup



7.10.3. Test Result

Site: SR2	Time: 2017/12/25 - 14:55
Limit: FCC_Part15.207_CE Main	Engineer: Kevin Ker
Probe: ENV216_101683_Filter On	Polarity: Line
EUT: AC220m Wi-Fi module ID US	Power: AC 120V/60Hz
Test Mode: Mode 1	

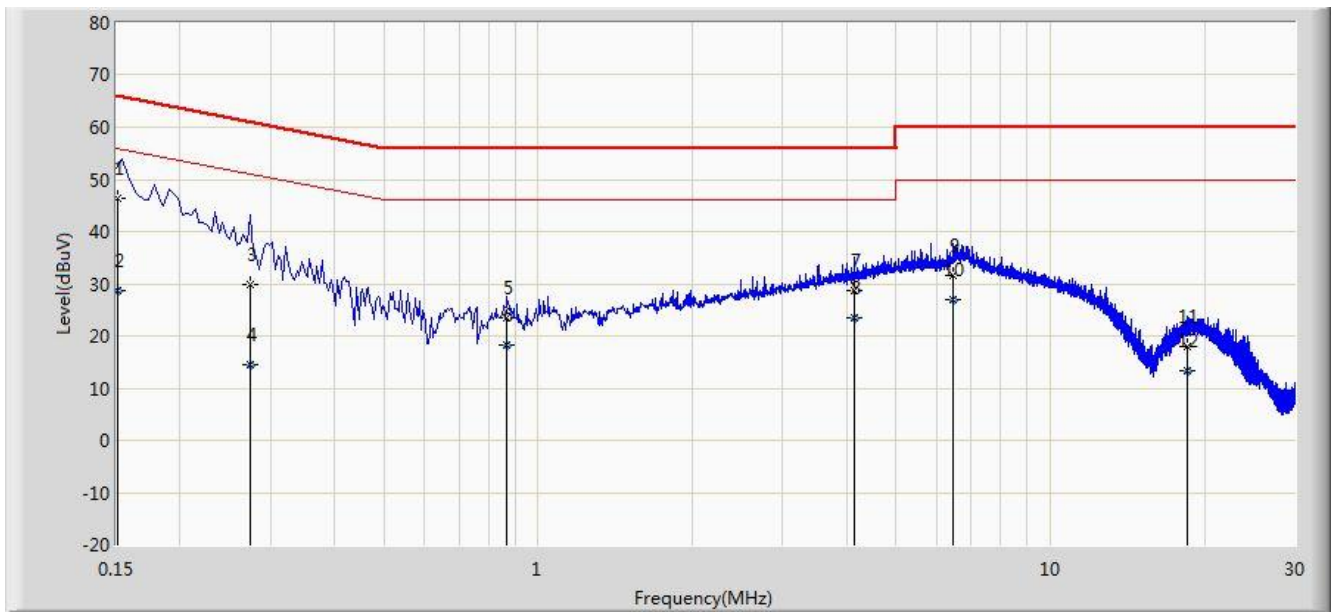


No	Flag	Mark	Frequency (MHz)	Measure Level (dBuV)	Reading Level (dBuV)	Margin (dB)	Limit (dBuV)	Factor (dB)	Type
1			0.151	46.620	35.500	-19.325	65.945	11.120	QP
2			0.151	29.720	18.600	-26.225	55.945	11.120	AV
3			0.234	34.912	24.952	-27.395	62.307	9.960	QP
4			0.234	27.741	17.782	-24.565	52.307	9.960	AV
5			0.870	22.457	12.515	-33.543	56.000	9.942	QP
6			0.870	17.473	7.531	-28.527	46.000	9.942	AV
7			2.002	23.305	13.442	-32.695	56.000	9.863	QP
8			2.002	17.767	7.905	-28.233	46.000	9.863	AV
9			6.782	34.624	24.846	-25.376	60.000	9.778	QP
10			6.782	30.185	20.407	-19.815	50.000	9.778	AV
11			18.198	15.669	5.680	-44.331	60.000	9.989	QP
12			18.198	10.895	0.906	-39.105	50.000	9.989	AV

Note: Measure Level (dBμV) = Reading Level (dBμV) + Factor (dB)

Factor (dB) = Cable Loss (dB) + LISN Factor (dB)

Site: SR2	Time: 2017/12/25 - 15:00
Limit: FCC_Part15.207_CE Main	Engineer: Kevin Ker
Probe: ENV216_101683_Filter On	Polarity: Neutral
EUT: AC220m Wi-Fi module ID US	Power: AC 120V/60Hz
Test Mode: Mode 1	



No	Flag	Mark	Frequency (MHz)	Measure Level (dBuV)	Reading Level (dBuV)	Margin (dB)	Limit (dBuV)	Factor (dB)	Type
1			0.151	46.332	35.200	-19.613	65.945	11.132	QP
2			0.151	28.832	17.700	-27.113	55.945	11.132	AV
3			0.274	29.736	19.757	-31.260	60.996	9.979	QP
4			0.274	14.376	4.397	-36.620	50.996	9.979	AV
5			0.870	23.413	13.470	-32.587	56.000	9.943	QP
6			0.870	18.345	8.403	-27.655	46.000	9.943	AV
7			4.138	28.561	18.766	-27.439	56.000	9.795	QP
8			4.138	23.475	13.680	-22.525	46.000	9.795	AV
9			6.442	31.667	21.871	-28.333	60.000	9.796	QP
10			6.442	27.017	17.221	-22.983	50.000	9.796	AV
11			18.554	18.088	8.034	-41.912	60.000	10.053	QP
12			18.554	13.393	3.339	-36.607	50.000	10.053	AV

Note: Measure Level (dBμV) = Reading Level (dBμV) + Factor (dB)

Factor (dB) = Cable Loss (dB) + LISN Factor (dB)

8. CONCLUSION

The data collected relate only the item(s) tested and show that the **AC220m Wi-Fi module ID US, FCC ID: 2AD8UFZCWM2B1** is in compliance with FCC Rules.

_____ The End _____