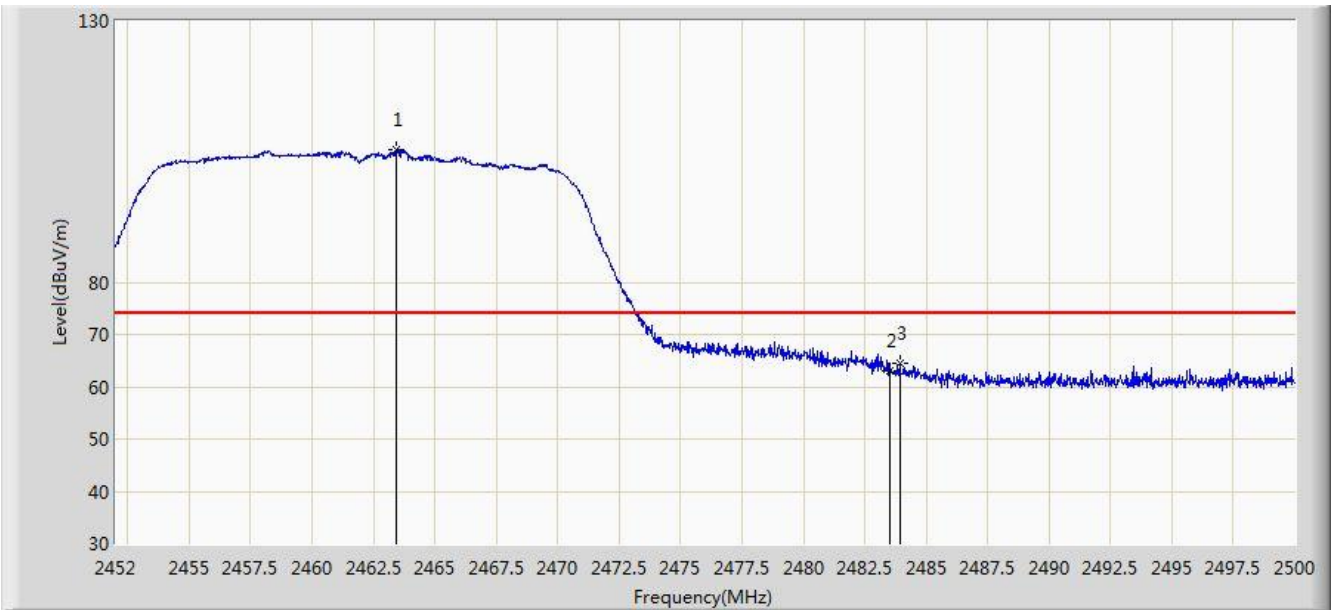


Site: AC1	Time: 2017/12/09 - 04:07
Limit: FCC_Part15.209_RE(3m)	Engineer: Peter Xu
Probe: BBHA9120D_1GHz_18GHz	Polarity: Vertical
EUT: AC220m Wi-Fi module ID US	Power: AC 120V/60Hz
Test Mode: Transmit by 802.11n-HT20 at channel 2462MHz Ant 1	



No	Flag	Mark	Frequency (MHz)	Measure Level (dBuV/m)	Reading Level (dBuV)	Margin (dB)	Limit (dBuV/m)	Factor (dB)	Type
1			2463.424	105.475	72.955	N/A	N/A	32.521	PK
2			2483.500	63.045	30.464	-10.955	74.000	32.580	PK
3			2483.920	64.634	32.052	-9.366	74.000	32.582	PK

Note: Measure Level (dB $\mu$ V/m) = Reading Level (dB $\mu$ V) + Factor (dB)

Factor (dB) = Cable Loss (dB) + Antenna Factor (dB/m)

Site: AC1	Time: 2017/12/09 - 04:09
Limit: FCC_Part15.209_RE(3m)	Engineer: Peter Xu
Probe: BBHA9120D_1GHz_18GHz	Polarity: Vertical
EUT: AC220m Wi-Fi module ID US	Power: AC 120V/60Hz
Test Mode: Transmit by 802.11n-HT20 at channel 2462MHz Ant 1	

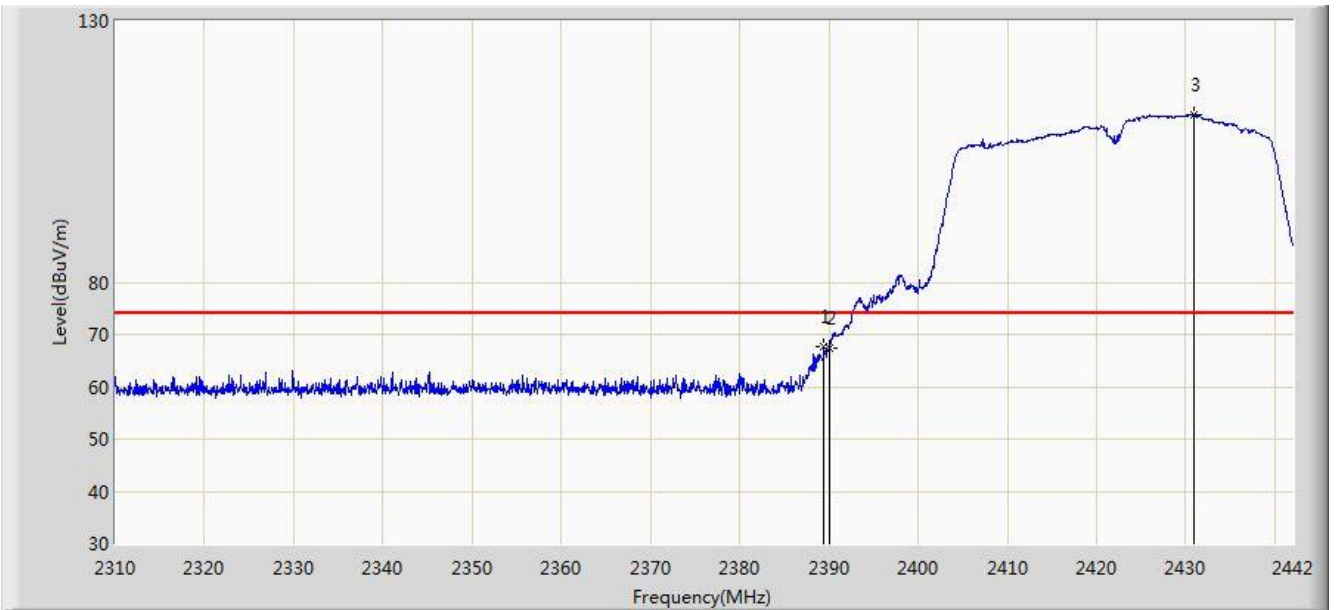


No	Flag	Mark	Frequency (MHz)	Measure Level (dBuV/m)	Reading Level (dBuV)	Margin (dB)	Limit (dBuV/m)	Factor (dB)	Type
1			2459.320	93.510	60.998	N/A	N/A	32.511	AV
2			2483.500	48.262	15.681	-5.738	54.000	32.580	AV

Note: Measure Level (dB $\mu$ V/m) = Reading Level (dB $\mu$ V) + Factor (dB)

Factor (dB) = Cable Loss (dB) + Antenna Factor (dB/m)

Site: AC1	Time: 2017/12/09 - 04:14
Limit: FCC_Part15.209_RE(3m)	Engineer: Peter Xu
Probe: BBHA9120D_1GHz_18GHz	Polarity: Horizontal
EUT: AC220m Wi-Fi module ID US	Power: AC 120V/60Hz
Test Mode: Transmit by 802.11n-HT40 at channel 2422MHz Ant 1	

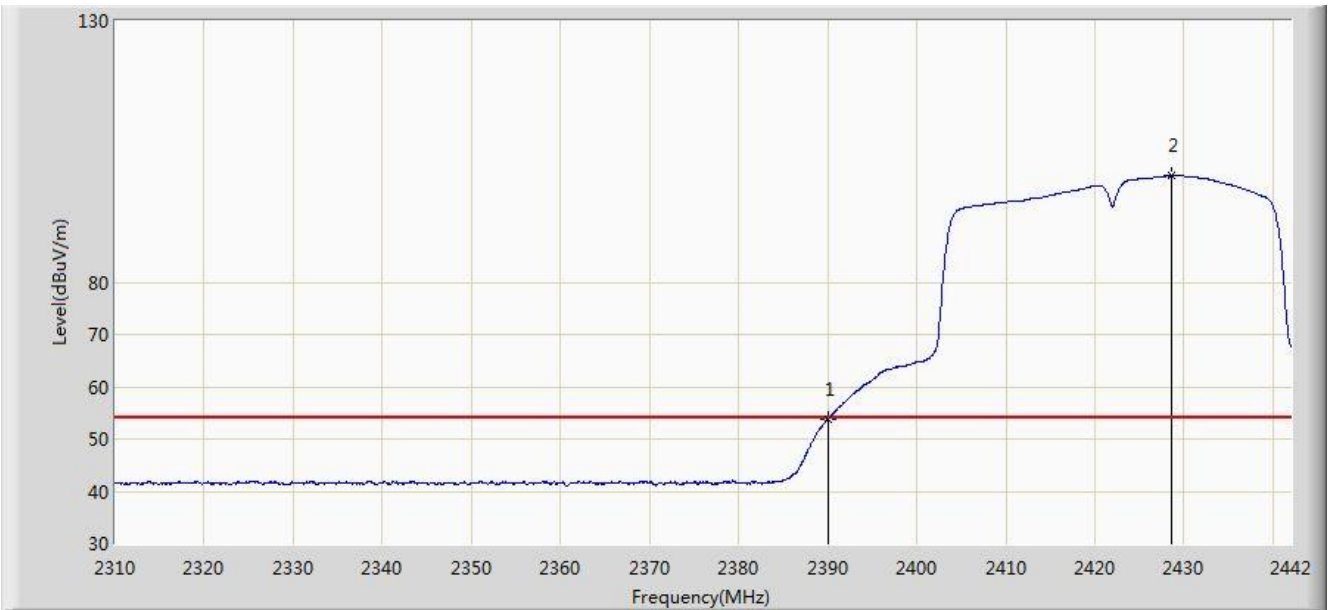


No	Flag	Mark	Frequency (MHz)	Measure Level (dBuV/m)	Reading Level (dBuV)	Margin (dB)	Limit (dBuV/m)	Factor (dB)	Type
1			2389.464	67.786	35.231	-6.214	74.000	32.555	PK
2			2390.000	67.437	34.883	-6.563	74.000	32.554	PK
3			2430.846	112.074	79.571	N/A	N/A	32.503	PK

Note: Measure Level (dB $\mu$ V/m) = Reading Level (dB $\mu$ V) + Factor (dB)

Factor (dB) = Cable Loss (dB) + Antenna Factor (dB/m)

Site: AC1	Time: 2017/12/09 - 04:13
Limit: FCC_Part15.209_RE(3m)	Engineer: Peter Xu
Probe: BBHA9120D_1GHz_18GHz	Polarity: Horizontal
EUT: AC220m Wi-Fi module ID US	Power: AC 120V/60Hz
Test Mode: Transmit by 802.11n-HT40 at channel 2422MHz Ant 1	

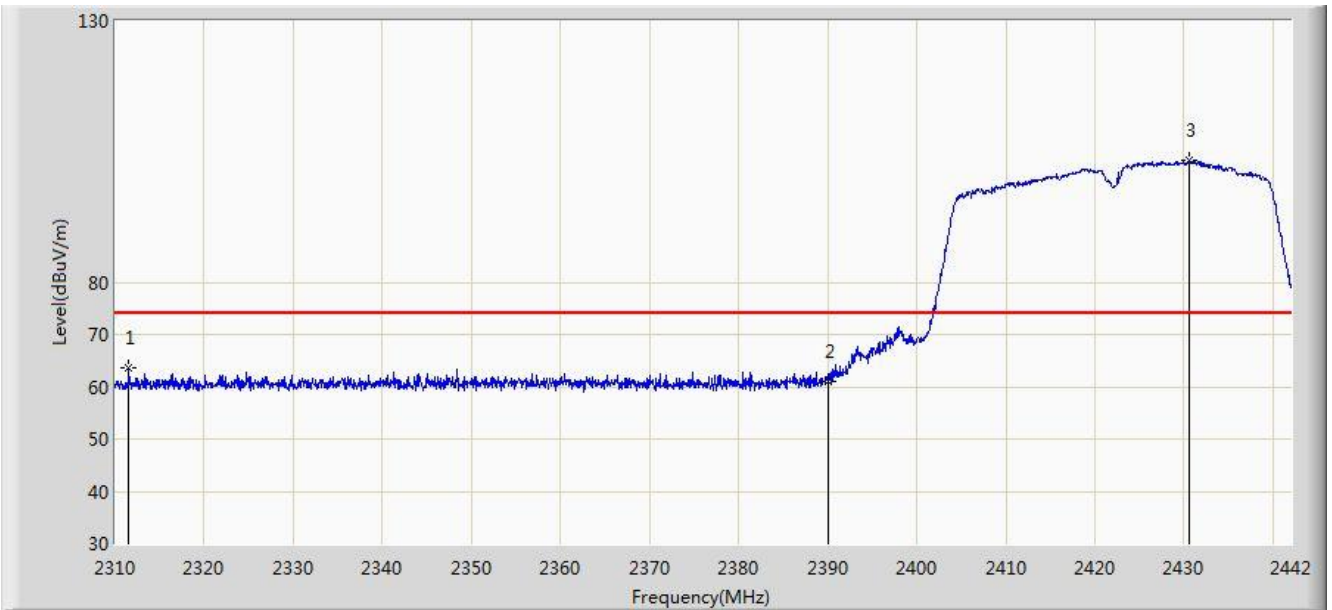


No	Flag	Mark	Frequency (MHz)	Measure Level (dBuV/m)	Reading Level (dBuV)	Margin (dB)	Limit (dBuV/m)	Factor (dB)	Type
1			2390.000	53.788	21.234	-0.212	54.000	32.554	AV
2			2428.602	100.345	67.839	N/A	N/A	32.506	AV

Note: Measure Level (dB $\mu$ V/m) = Reading Level (dB $\mu$ V) + Factor (dB)

Factor (dB) = Cable Loss (dB) + Antenna Factor (dB/m)

Site: AC1	Time: 2017/12/09 - 04:15
Limit: FCC_Part15.209_RE(3m)	Engineer: Peter Xu
Probe: BBHA9120D_1GHz_18GHz	Polarity: Vertical
EUT: AC220m Wi-Fi module ID US	Power: AC 120V/60Hz
Test Mode: Transmit by 802.11n-HT40 at channel 2422MHz Ant 1	

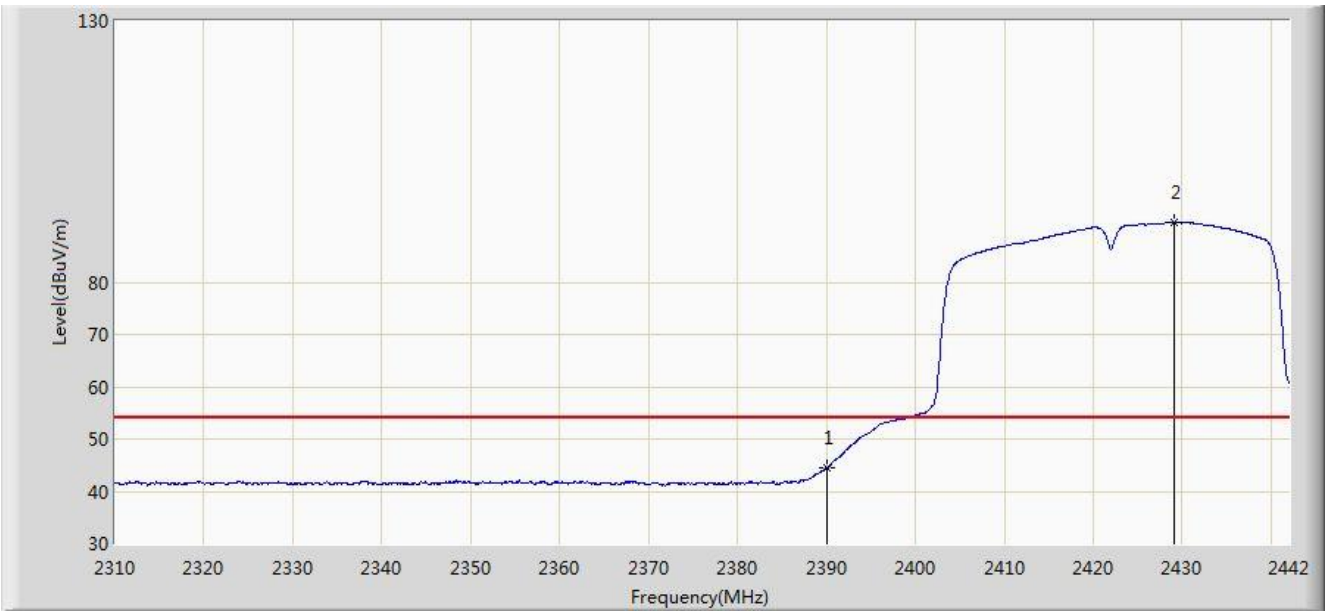


No	Flag	Mark	Frequency (MHz)	Measure Level (dBuV/m)	Reading Level (dBuV)	Margin (dB)	Limit (dBuV/m)	Factor (dB)	Type
1			2311.518	63.572	30.801	-10.428	74.000	32.772	PK
2			2390.000	60.974	28.420	-13.026	74.000	32.554	PK
3			2430.516	103.461	70.957	N/A	N/A	32.504	PK

Note: Measure Level (dB $\mu$ V/m) = Reading Level (dB $\mu$ V) + Factor (dB)

Factor (dB) = Cable Loss (dB) + Antenna Factor (dB/m)

Site: AC1	Time: 2017/12/09 - 04:17
Limit: FCC_Part15.209_RE(3m)	Engineer: Peter Xu
Probe: BBHA9120D_1GHz_18GHz	Polarity: Vertical
EUT: AC220m Wi-Fi module ID US	Power: AC 120V/60Hz
Test Mode: Transmit by 802.11n-HT40 at channel 2422MHz Ant 1	

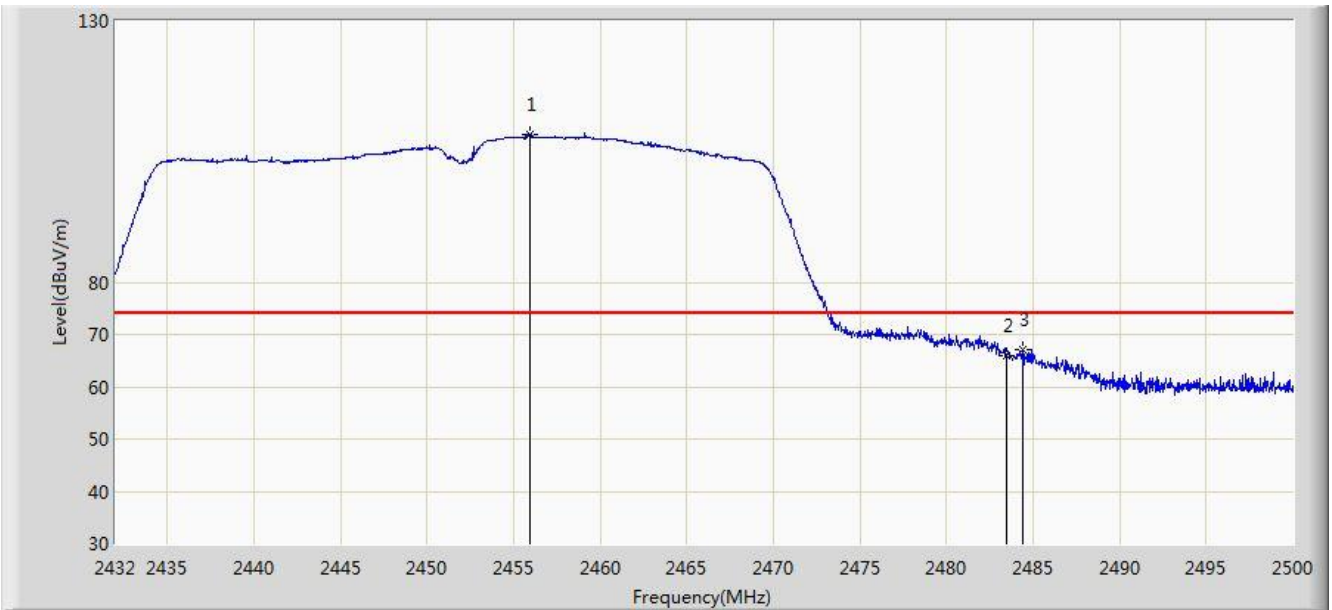


No	Flag	Mark	Frequency (MHz)	Measure Level (dBuV/m)	Reading Level (dBuV)	Margin (dB)	Limit (dBuV/m)	Factor (dB)	Type
1			2390.000	44.486	11.932	-9.514	54.000	32.554	AV
2			2429.130	91.422	58.917	N/A	N/A	32.505	AV

Note: Measure Level (dB $\mu$ V/m) = Reading Level (dB $\mu$ V) + Factor (dB)

Factor (dB) = Cable Loss (dB) + Antenna Factor (dB/m)

Site: AC1	Time: 2017/12/09 - 04:23
Limit: FCC_Part15.209_RE(3m)	Engineer: Peter Xu
Probe: BBHA9120D_1GHz_18GHz	Polarity: Horizontal
EUT: AC220m Wi-Fi module ID US	Power: AC 120V/60Hz
Test Mode: Transmit by 802.11n-HT40 at channel 2452MHz Ant 1	

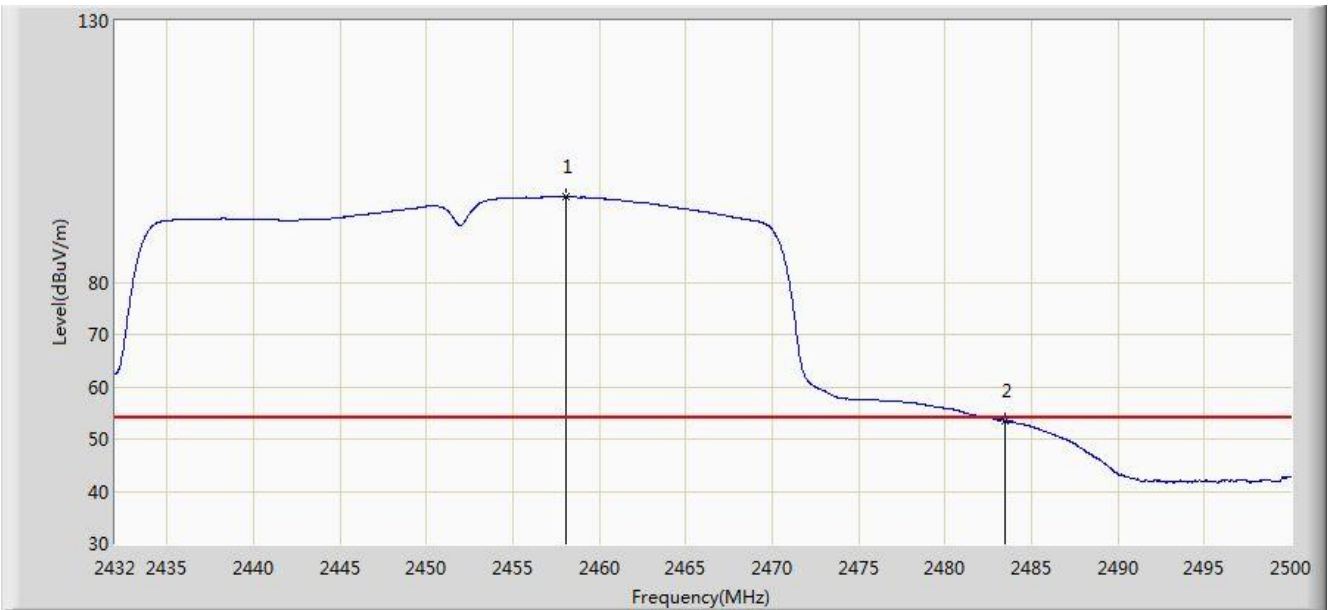


No	Flag	Mark	Frequency (MHz)	Measure Level (dBuV/m)	Reading Level (dBuV)	Margin (dB)	Limit (dBuV/m)	Factor (dB)	Type
1			2455.970	108.274	75.768	N/A	N/A	32.505	PK
2			2483.500	66.019	33.438	-7.981	74.000	32.580	PK
3			2484.394	66.994	34.411	-7.006	74.000	32.583	PK

Note: Measure Level (dB $\mu$ V/m) = Reading Level (dB $\mu$ V) + Factor (dB)

Factor (dB) = Cable Loss (dB) + Antenna Factor (dB/m)

Site: AC1	Time: 2017/12/09 - 04:23
Limit: FCC_Part15.209_RE(3m)	Engineer: Peter Xu
Probe: BBHA9120D_1GHz_18GHz	Polarity: Horizontal
EUT: AC220m Wi-Fi module ID US	Power: AC 120V/60Hz
Test Mode: Transmit by 802.11n-HT40 at channel 2452MHz Ant 1	



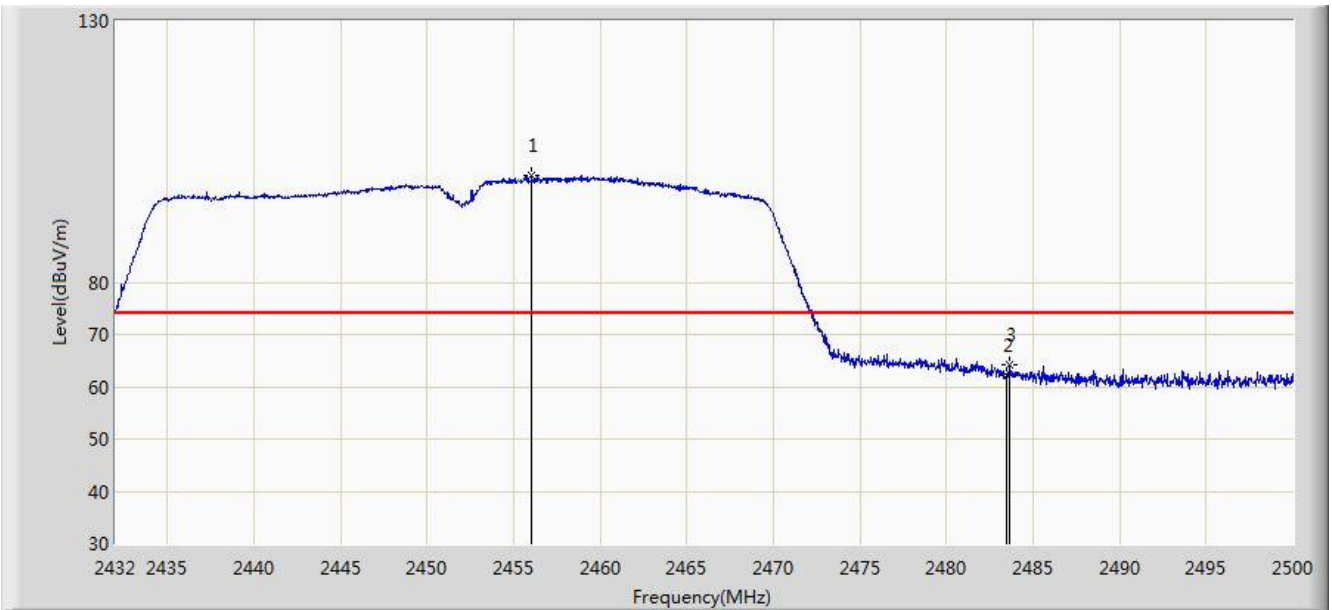
No	Flag	Mark	Frequency (MHz)	Measure Level (dBuV/m)	Reading Level (dBuV)	Margin (dB)	Limit (dBuV/m)	Factor (dB)	Type
1			2458.078	96.308	63.799	N/A	N/A	32.510	AV
2			2483.500	53.479	20.898	-0.521	54.000	32.580	AV

Note: Measure Level (dBμV/m) = Reading Level (dBμV) + Factor (dB)

Factor (dB) = Cable Loss (dB) + Antenna Factor (dB/m)



Site: AC1	Time: 2017/12/09 - 04:24
Limit: FCC_Part15.209_RE(3m)	Engineer: Peter Xu
Probe: BBHA9120D_1GHz_18GHz	Polarity: Vertical
EUT: AC220m Wi-Fi module ID US	Power: AC 120V/60Hz
Test Mode: Transmit by 802.11n-HT40 at channel 2452MHz Ant 1	

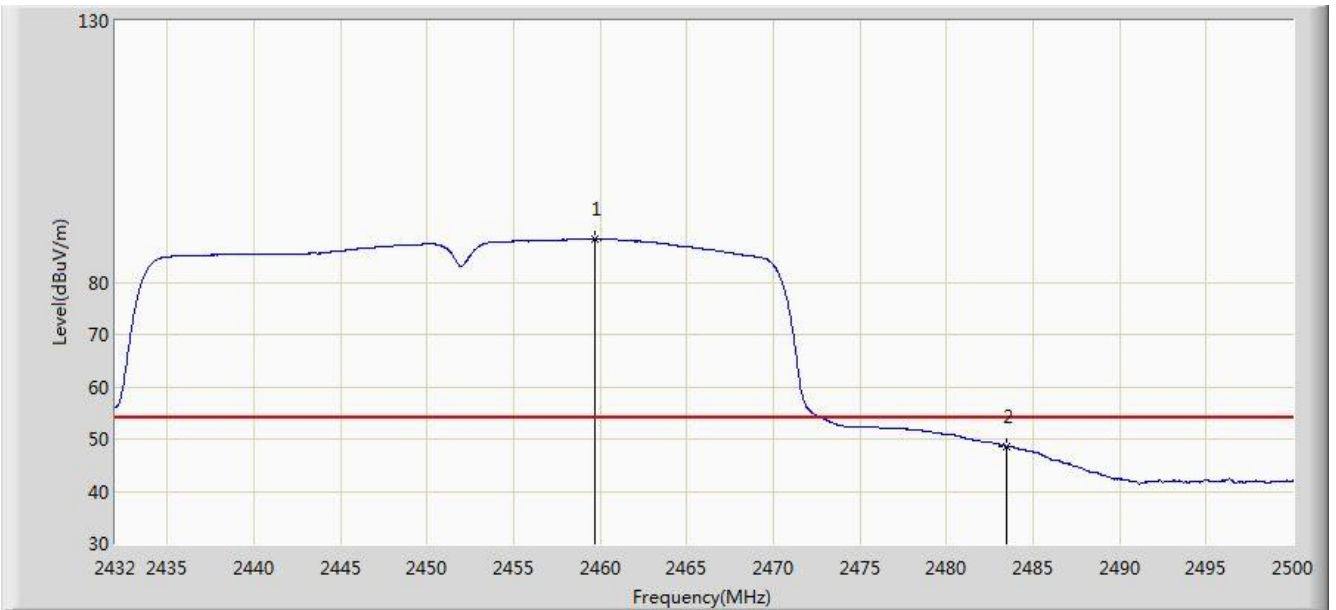


No	Flag	Mark	Frequency (MHz)	Measure Level (dBuV/m)	Reading Level (dBuV)	Margin (dB)	Limit (dBuV/m)	Factor (dB)	Type
1			2456.038	100.400	67.894	N/A	N/A	32.505	PK
2			2483.500	62.242	29.661	-11.758	74.000	32.580	PK
3			2483.680	64.155	31.574	-9.845	74.000	32.582	PK

Note: Measure Level (dB $\mu$ V/m) = Reading Level (dB $\mu$ V) + Factor (dB)

Factor (dB) = Cable Loss (dB) + Antenna Factor (dB/m)

Site: AC1	Time: 2017/12/09 - 04:27
Limit: FCC_Part15.209_RE(3m)	Engineer: Peter Xu
Probe: BBHA9120D_1GHz_18GHz	Polarity: Vertical
EUT: AC220m Wi-Fi module ID US	Power: AC 120V/60Hz
Test Mode: Transmit by 802.11n-HT40 at channel 2452MHz Ant 1	

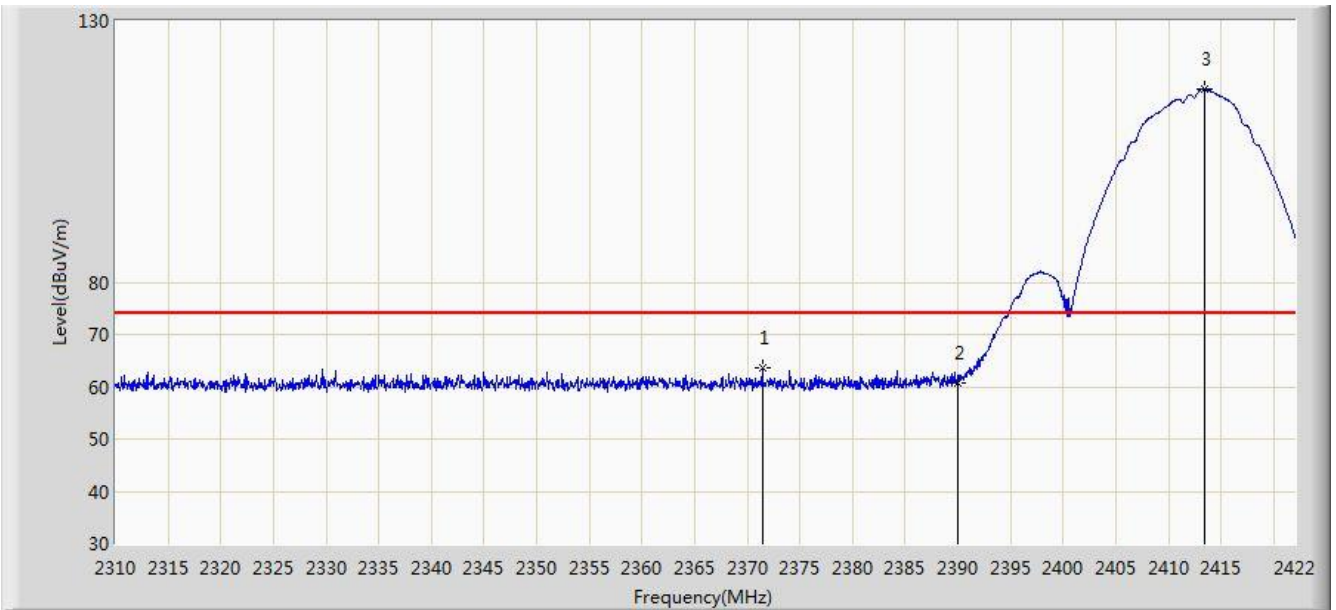


No	Flag	Mark	Frequency (MHz)	Measure Level (dBuV/m)	Reading Level (dBuV)	Margin (dB)	Limit (dBuV/m)	Factor (dB)	Type
1			2459.676	88.264	55.752	N/A	N/A	32.513	AV
2			2483.500	48.609	16.028	-5.391	54.000	32.580	AV

Note: Measure Level (dB $\mu$ V/m) = Reading Level (dB $\mu$ V) + Factor (dB)

Factor (dB) = Cable Loss (dB) + Antenna Factor (dB/m)

Site: AC1	Time: 2017/12/09 - 05:22
Limit: FCC_Part15.209_RE(3m)	Engineer: Peter Xu
Probe: BBHA9120D_1GHz_18GHz	Polarity: Horizontal
EUT: AC220m Wi-Fi module ID US	Power: AC 120V/60Hz
Test Mode: Transmit by 802.11b at channel 2412MHz Ant 0 + 1 (CDD Mode)	

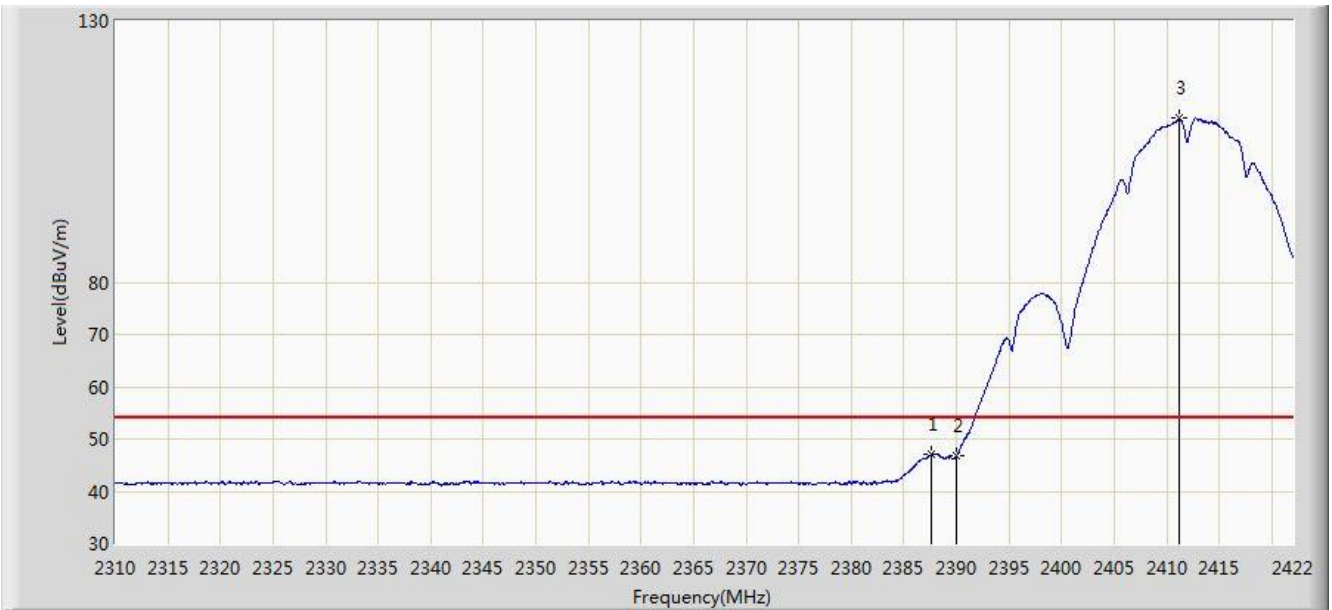


No	Flag	Mark	Frequency (MHz)	Measure Level (dBuV/m)	Reading Level (dBuV)	Margin (dB)	Limit (dBuV/m)	Factor (dB)	Type
1			2371.432	63.530	30.950	-10.470	74.000	32.580	PK
2			2390.000	60.802	28.248	-13.198	74.000	32.554	PK
3			2413.432	116.914	84.390	N/A	N/A	32.524	PK

Note: Measure Level (dB $\mu$ V/m) = Reading Level (dB $\mu$ V) + Factor (dB)

Factor (dB) = Cable Loss (dB) + Antenna Factor (dB/m)

Site: AC1	Time: 2017/12/09 - 05:24
Limit: FCC_Part15.209_RE(3m)	Engineer: Peter Xu
Probe: BBHA9120D_1GHz_18GHz	Polarity: Horizontal
EUT: AC220m Wi-Fi module ID US	Power: AC 120V/60Hz
Test Mode: Transmit by 802.11b at channel 2412MHz Ant 0 + 1 (CDD Mode)	

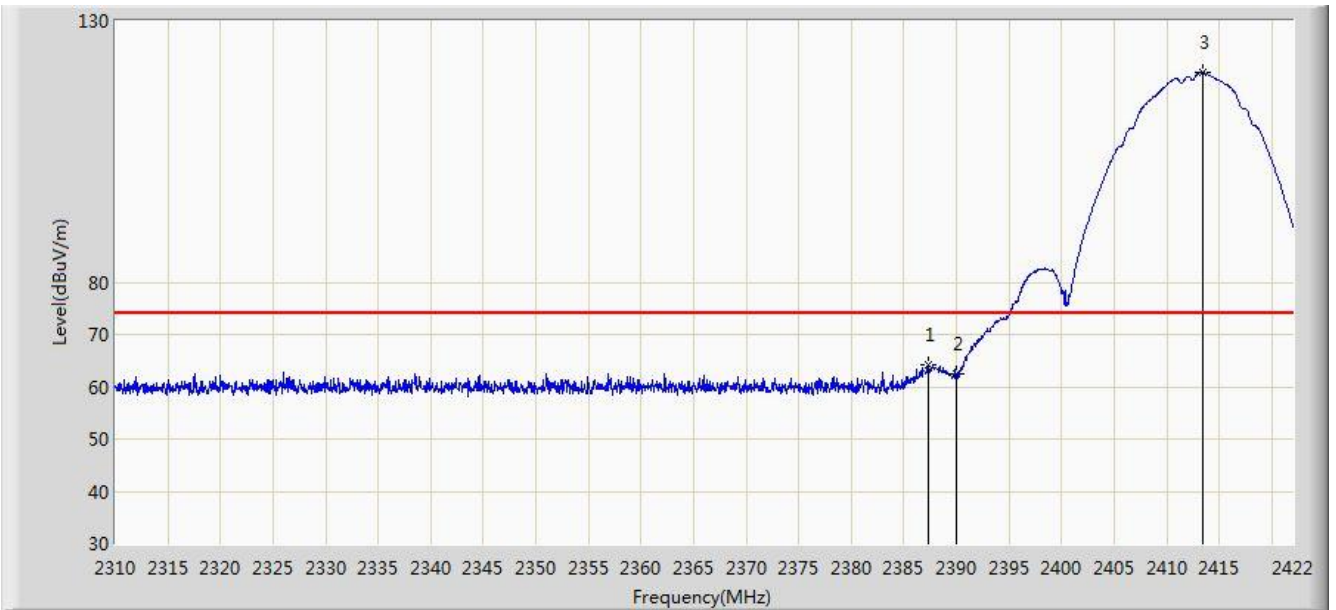


No	Flag	Mark	Frequency (MHz)	Measure Level (dBuV/m)	Reading Level (dBuV)	Margin (dB)	Limit (dBuV/m)	Factor (dB)	Type
1			2387.616	46.988	14.430	-7.012	54.000	32.558	AV
2			2390.000	46.684	14.130	-7.316	54.000	32.554	AV
3			2411.136	111.335	78.808	N/A	N/A	32.527	AV

Note: Measure Level (dB $\mu$ V/m) = Reading Level (dB $\mu$ V) + Factor (dB)

Factor (dB) = Cable Loss (dB) + Antenna Factor (dB/m)

Site: AC1	Time: 2017/12/09 - 05:21
Limit: FCC_Part15.209_RE(3m)	Engineer: Peter Xu
Probe: BBHA9120D_1GHz_18GHz	Polarity: Vertical
EUT: AC220m Wi-Fi module ID US	Power: AC 120V/60Hz
Test Mode: Transmit by 802.11b at channel 2412MHz Ant 0 + 1 (CDD Mode)	

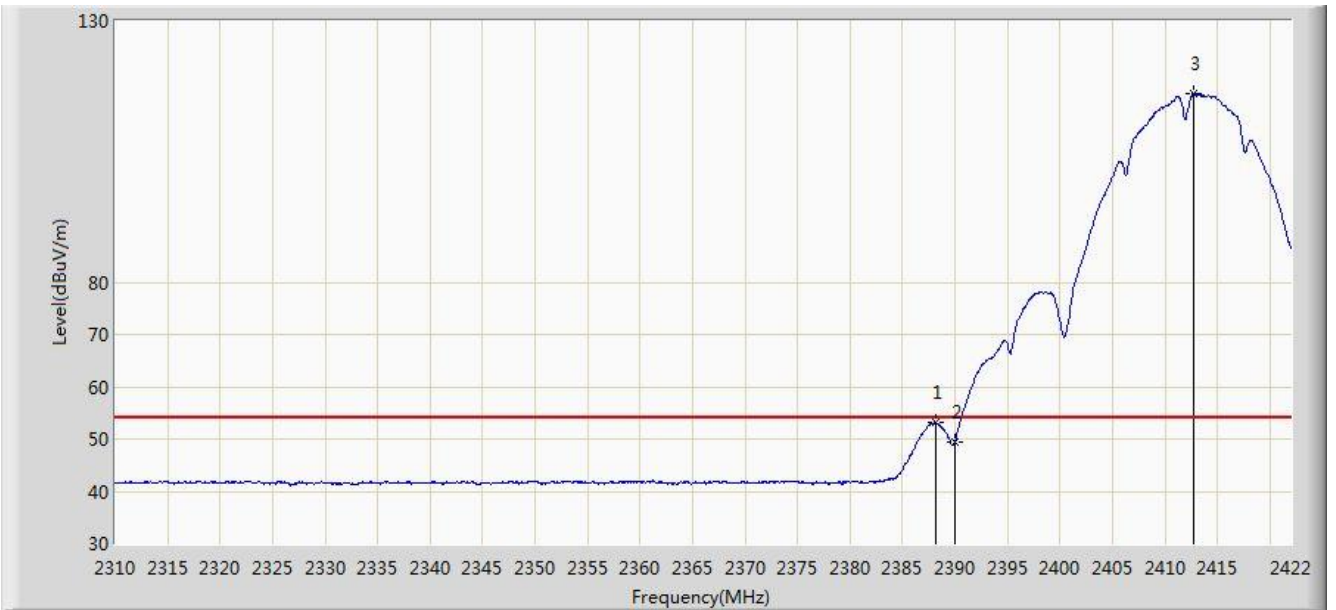


No	Flag	Mark	Frequency (MHz)	Measure Level (dBuV/m)	Reading Level (dBuV)	Margin (dB)	Limit (dBuV/m)	Factor (dB)	Type
1			2387.280	64.082	31.524	-9.918	74.000	32.558	PK
2			2390.000	62.449	29.895	-11.551	74.000	32.554	PK
3			2413.432	120.063	87.539	N/A	N/A	32.524	PK

Note: Measure Level (dB $\mu$ V/m) = Reading Level (dB $\mu$ V) + Factor (dB)

Factor (dB) = Cable Loss (dB) + Antenna Factor (dB/m)

Site: AC1	Time: 2017/12/09 - 05:20
Limit: FCC_Part15.209_RE(3m)	Engineer: Peter Xu
Probe: BBHA9120D_1GHz_18GHz	Polarity: Vertical
EUT: AC220m Wi-Fi module ID US	Power: AC 120V/60Hz
Test Mode: Transmit by 802.11b at channel 2412MHz Ant 0 + 1 (CDD Mode)	

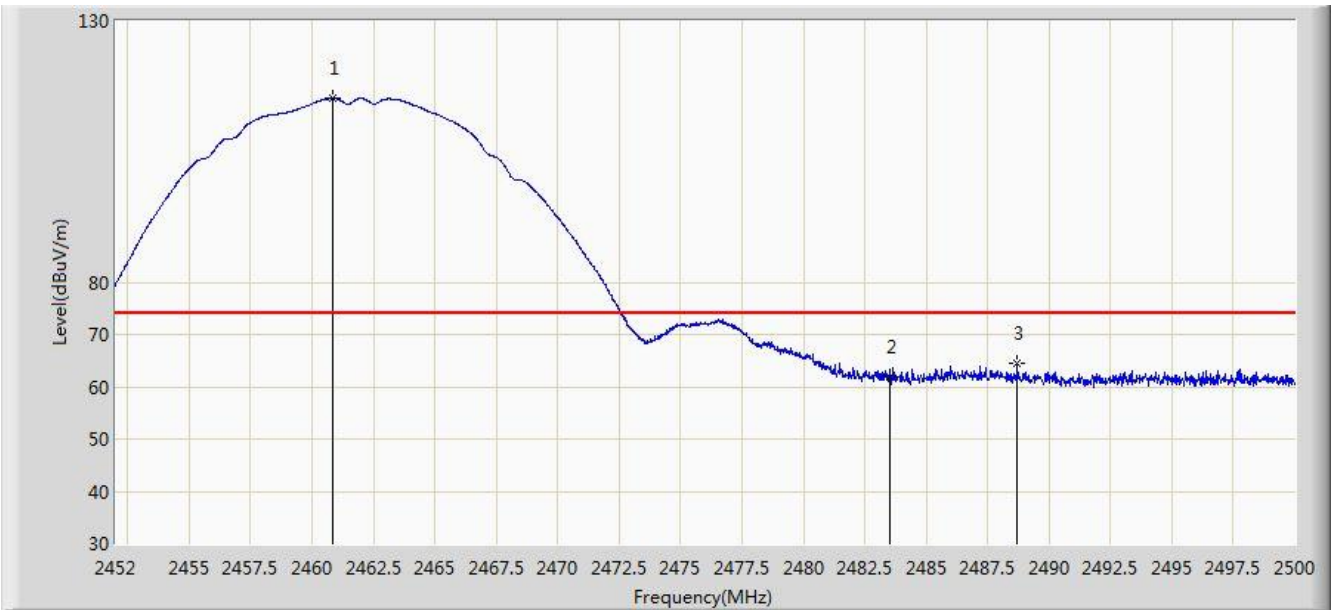


No	Flag	Mark	Frequency (MHz)	Measure Level (dBuV/m)	Reading Level (dBuV)	Margin (dB)	Limit (dBuV/m)	Factor (dB)	Type
1			2388.176	53.131	20.574	-0.869	54.000	32.557	AV
2			2390.000	49.464	16.910	-4.536	54.000	32.554	AV
3			2412.704	116.124	83.599	N/A	N/A	32.525	AV

Note: Measure Level (dB $\mu$ V/m) = Reading Level (dB $\mu$ V) + Factor (dB)

Factor (dB) = Cable Loss (dB) + Antenna Factor (dB/m)

Site: AC1	Time: 2017/12/09 - 05:33
Limit: FCC_Part15.209_RE(3m)	Engineer: Peter Xu
Probe: BBHA9120D_1GHz_18GHz	Polarity: Horizontal
EUT: AC220m Wi-Fi module ID US	Power: AC 120V/60Hz
Test Mode: Transmit by 802.11b at channel 2462MHz Ant 0 + 1 (CDD Mode)	



No	Flag	Mark	Frequency (MHz)	Measure Level (dBuV/m)	Reading Level (dBuV)	Margin (dB)	Limit (dBuV/m)	Factor (dB)	Type
1			2460.832	115.131	82.617	N/A	N/A	32.514	PK
2			2483.500	62.027	29.446	-11.973	74.000	32.580	PK
3			2488.696	64.434	31.838	-9.566	74.000	32.596	PK

Note: Measure Level (dBμV/m) = Reading Level (dBμV) + Factor (dB)

Factor (dB) = Cable Loss (dB) + Antenna Factor (dB/m)

Site: AC1	Time: 2017/12/09 - 05:36
Limit: FCC_Part15.209_RE(3m)	Engineer: Peter Xu
Probe: BBHA9120D_1GHz_18GHz	Polarity: Horizontal
EUT: AC220m Wi-Fi module ID US	Power: AC 120V/60Hz
Test Mode: Transmit by 802.11b at channel 2462MHz Ant 0 + 1 (CDD Mode)	



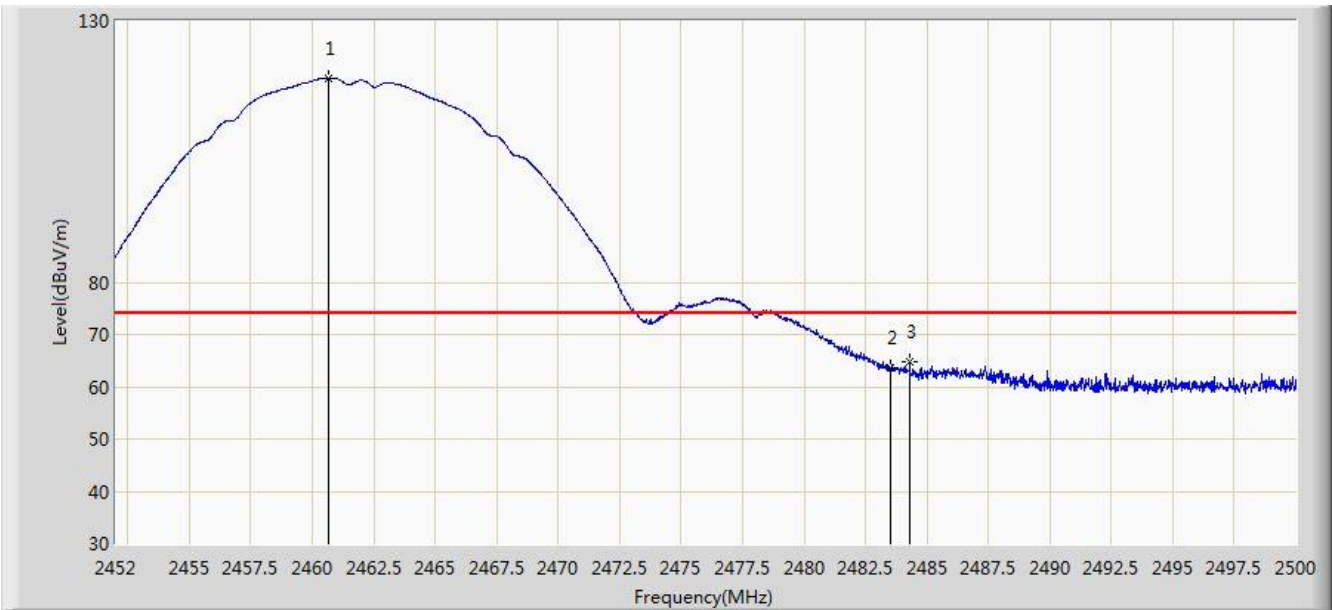
No	Flag	Mark	Frequency (MHz)	Measure Level (dBuV/m)	Reading Level (dBuV)	Margin (dB)	Limit (dBuV/m)	Factor (dB)	Type
1			2461.240	111.916	79.401	N/A	N/A	32.515	AV
2			2483.500	46.308	13.727	-7.692	54.000	32.580	AV
3			2486.920	48.228	15.637	-5.772	54.000	32.590	AV

Note: Measure Level (dB $\mu$ V/m) = Reading Level (dB $\mu$ V) + Factor (dB)

Factor (dB) = Cable Loss (dB) + Antenna Factor (dB/m)



Site: AC1	Time: 2017/12/09 - 05:32
Limit: FCC_Part15.209_RE(3m)	Engineer: Peter Xu
Probe: BBHA9120D_1GHz_18GHz	Polarity: Vertical
EUT: AC220m Wi-Fi module ID US	Power: AC 120V/60Hz
Test Mode: Transmit by 802.11b at channel 2462MHz Ant 0 + 1 (CDD Mode)	



No	Flag	Mark	Frequency (MHz)	Measure Level (dBuV/m)	Reading Level (dBuV)	Margin (dB)	Limit (dBuV/m)	Factor (dB)	Type
1			2460.640	119.054	86.540	N/A	N/A	32.514	PK
2			2483.500	63.488	30.907	-10.512	74.000	32.580	PK
3			2484.304	64.800	32.217	-9.200	74.000	32.583	PK

Note: Measure Level (dB $\mu$ V/m) = Reading Level (dB $\mu$ V) + Factor (dB)

Factor (dB) = Cable Loss (dB) + Antenna Factor (dB/m)

Site: AC1	Time: 2017/12/09 - 05:32
Limit: FCC_Part15.209_RE(3m)	Engineer: Peter Xu
Probe: BBHA9120D_1GHz_18GHz	Polarity: Vertical
EUT: AC220m Wi-Fi module ID US	Power: AC 120V/60Hz
Test Mode: Transmit by 802.11b at channel 2462MHz Ant 0 + 1 (CDD Mode)	

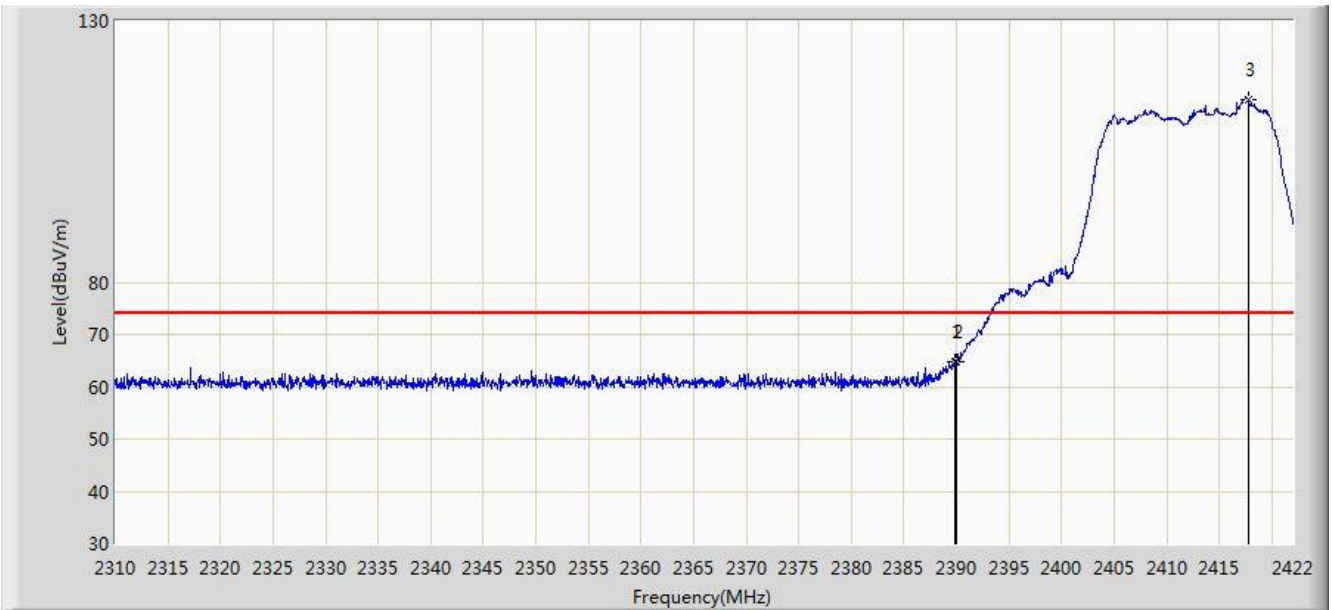


No	Flag	Mark	Frequency (MHz)	Measure Level (dBuV/m)	Reading Level (dBuV)	Margin (dB)	Limit (dBuV/m)	Factor (dB)	Type
1			2461.240	115.388	81.380	N/A	N/A	34.008	AV
2			2483.500	53.565	19.500	-0.435	54.000	34.066	AV

Note: Measure Level (dB $\mu$ V/m) = Reading Level (dB $\mu$ V) + Factor (dB)

Factor (dB) = Cable Loss (dB) + Antenna Factor (dB/m)

Site: AC1	Time: 2017/12/09 - 05:46
Limit: FCC_Part15.209_RE(3m)	Engineer: Peter Xu
Probe: BBHA9120D_1GHz_18GHz	Polarity: Horizontal
EUT: AC220m Wi-Fi module ID US	Power: AC 120V/60Hz
Test Mode: Transmit by 802.11g at channel 2412MHz Ant 0 + 1 (CDD Mode)	



No	Flag	Mark	Frequency (MHz)	Measure Level (dBuV/m)	Reading Level (dBuV)	Margin (dB)	Limit (dBuV/m)	Factor (dB)	Type
1			2389.856	64.925	32.370	-9.075	74.000	32.555	PK
2			2390.000	64.687	32.133	-9.313	74.000	32.554	PK
3			2417.744	114.988	82.469	N/A	N/A	32.519	PK

Note: Measure Level (dB $\mu$ V/m) = Reading Level (dB $\mu$ V) + Factor (dB)

Factor (dB) = Cable Loss (dB) + Antenna Factor (dB/m)

Site: AC1	Time: 2017/12/09 - 05:49
Limit: FCC_Part15.209_RE(3m)	Engineer: Peter Xu
Probe: BBHA9120D_1GHz_18GHz	Polarity: Horizontal
EUT: AC220m Wi-Fi module ID US	Power: AC 120V/60Hz
Test Mode: Transmit by 802.11g at channel 2412MHz Ant 0 + 1 (CDD Mode)	

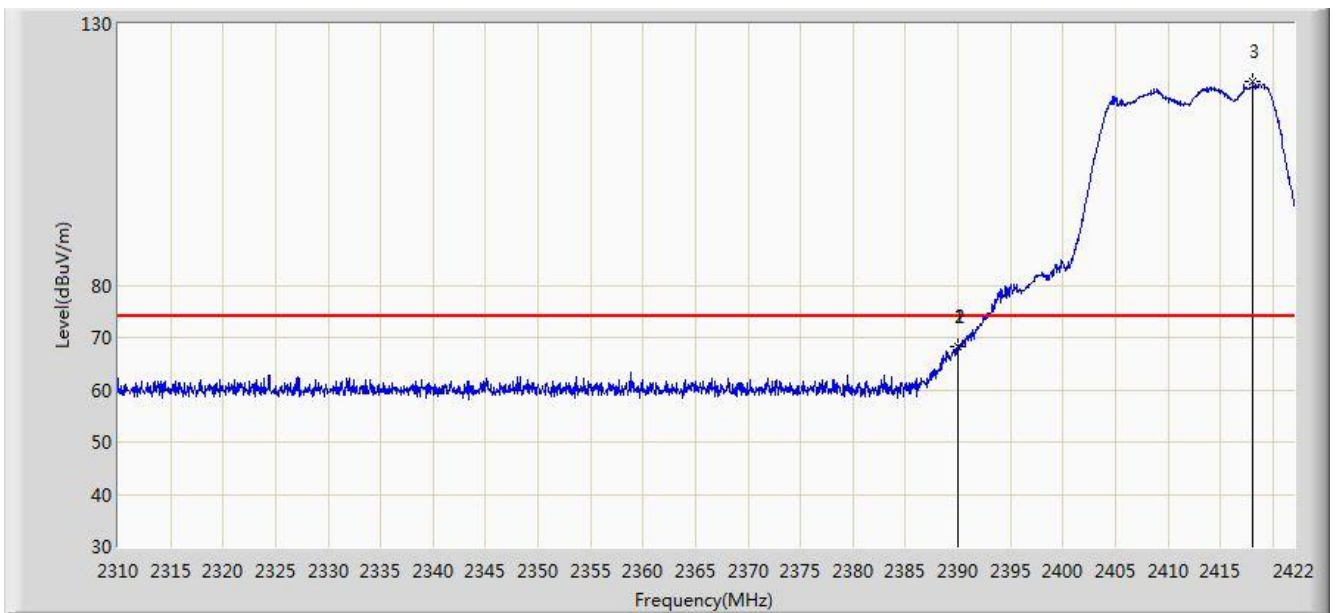


No	Flag	Mark	Frequency (MHz)	Measure Level (dBuV/m)	Reading Level (dBuV)	Margin (dB)	Limit (dBuV/m)	Factor (dB)	Type
1			2390.000	49.269	15.211	-4.731	54.000	34.058	AV
2			2417.912	101.139	67.101	N/A	N/A	34.038	AV

Note: Measure Level (dB $\mu$ V/m) = Reading Level (dB $\mu$ V) + Factor (dB)

Factor (dB) = Cable Loss (dB) + Antenna Factor (dB/m)

Site: AC1	Time: 2017/12/09 - 05:45
Limit: FCC_Part15.209_RE(3m)	Engineer: Peter Xu
Probe: BBHA9120D_1GHz_18GHz	Polarity: Vertical
EUT: AC220m Wi-Fi module ID US	Power: AC 120V/60Hz
Test Mode: Transmit by 802.11g at channel 2412MHz Ant 0 + 1 (CDD Mode)	

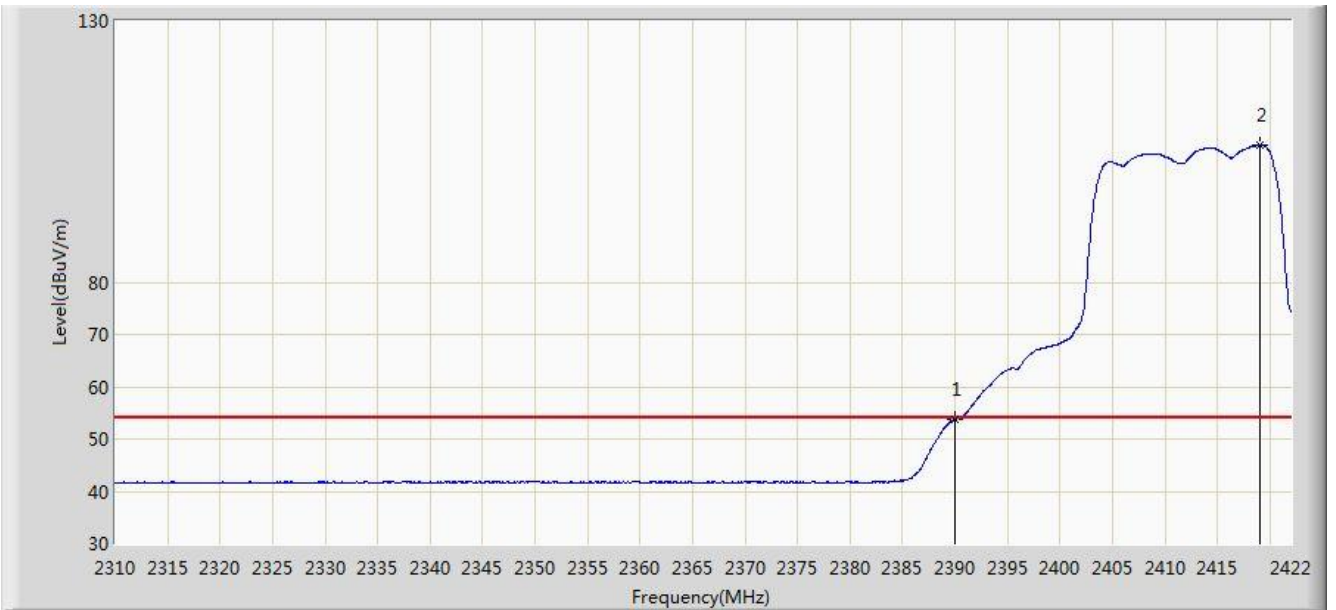


No	Flag	Mark	Frequency (MHz)	Measure Level (dBuV/m)	Reading Level (dBuV)	Margin (dB)	Limit (dBuV/m)	Factor (dB)	Type
1			2389.968	68.323	35.769	-5.677	74.000	32.554	PK
2			2390.000	68.372	35.818	-5.628	74.000	32.554	PK
3			2418.136	118.865	86.347	N/A	N/A	32.518	PK

Note: Measure Level (dB $\mu$ V/m) = Reading Level (dB $\mu$ V) + Factor (dB)

Factor (dB) = Cable Loss (dB) + Antenna Factor (dB/m)

Site: AC1	Time: 2017/12/09 - 05:43
Limit: FCC_Part15.209_RE(3m)	Engineer: Peter Xu
Probe: BBHA9120D_1GHz_18GHz	Polarity: Vertical
EUT: AC220m Wi-Fi module ID US	Power: AC 120V/60Hz
Test Mode: Transmit by 802.11g at channel 2412MHz Ant 0 + 1 (CDD Mode)	



No	Flag	Mark	Frequency (MHz)	Measure Level (dBuV/m)	Reading Level (dBuV)	Margin (dB)	Limit (dBuV/m)	Factor (dB)	Type
1			2390.000	53.827	21.273	-0.173	54.000	32.554	AV
2			2419.032	106.268	73.751	N/A	N/A	32.518	AV

Note: Measure Level (dB $\mu$ V/m) = Reading Level (dB $\mu$ V) + Factor (dB)

Factor (dB) = Cable Loss (dB) + Antenna Factor (dB/m)

Site: AC1	Time: 2017/12/09 - 05:57
Limit: FCC_Part15.209_RE(3m)	Engineer: Peter Xu
Probe: BBHA9120D_1GHz_18GHz	Polarity: Horizontal
EUT: AC220m Wi-Fi module ID US	Power: AC 120V/60Hz
Test Mode: Transmit by 802.11g at channel 2462MHz Ant 0 + 1 (CDD Mode)	



No	Flag	Mark	Frequency (MHz)	Measure Level (dBuV/m)	Reading Level (dBuV)	Margin (dB)	Limit (dBuV/m)	Factor (dB)	Type
1			2457.352	112.883	80.375	N/A	N/A	32.508	PK
2			2483.500	65.583	33.002	-8.417	74.000	32.580	PK
3			2484.256	65.658	33.075	-8.342	74.000	32.583	PK

Note: Measure Level (dB $\mu$ V/m) = Reading Level (dB $\mu$ V) + Factor (dB)

Factor (dB) = Cable Loss (dB) + Antenna Factor (dB/m)

Site: AC1	Time: 2017/12/09 - 06:00
Limit: FCC_Part15.209_RE(3m)	Engineer: Peter Xu
Probe: BBHA9120D_1GHz_18GHz	Polarity: Horizontal
EUT: AC220m Wi-Fi module ID US	Power: AC 120V/60Hz
Test Mode: Transmit by 802.11g at channel 2462MHz Ant 0 + 1 (CDD Mode)	



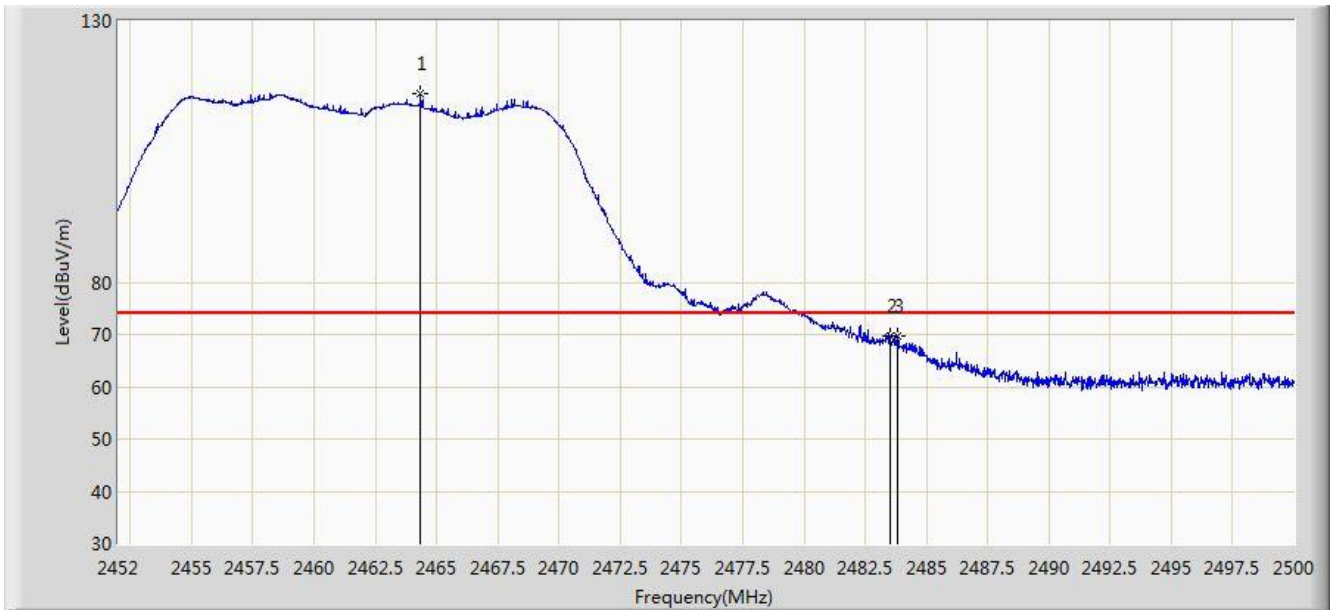
No	Flag	Mark	Frequency (MHz)	Measure Level (dBuV/m)	Reading Level (dBuV)	Margin (dB)	Limit (dBuV/m)	Factor (dB)	Type
1			2457.136	101.067	68.559	N/A	N/A	32.508	AV
2			2483.500	49.540	16.959	-4.460	54.000	32.580	AV

Note: Measure Level (dB $\mu$ V/m) = Reading Level (dB $\mu$ V) + Factor (dB)

Factor (dB) = Cable Loss (dB) + Antenna Factor (dB/m)



Site: AC1	Time: 2017/12/09 - 05:56
Limit: FCC_Part15.209_RE(3m)	Engineer: Peter Xu
Probe: BBHA9120D_1GHz_18GHz	Polarity: Vertical
EUT: AC220m Wi-Fi module ID US	Power: AC 120V/60Hz
Test Mode: Transmit by 802.11g at channel 2462MHz Ant 0 + 1 (CDD Mode)	



No	Flag	Mark	Frequency (MHz)	Measure Level (dBuV/m)	Reading Level (dBuV)	Margin (dB)	Limit (dBuV/m)	Factor (dB)	Type
1			2464.360	115.943	83.420	N/A	N/A	32.523	PK
2			2483.500	69.691	37.110	-4.309	74.000	32.580	PK
3			2483.824	69.734	37.152	-4.266	74.000	32.582	PK

Note: Measure Level (dB $\mu$ V/m) = Reading Level (dB $\mu$ V) + Factor (dB)

Factor (dB) = Cable Loss (dB) + Antenna Factor (dB/m)

Site: AC1	Time: 2017/12/09 - 05:56
Limit: FCC_Part15.209_RE(3m)	Engineer: Peter Xu
Probe: BBHA9120D_1GHz_18GHz	Polarity: Vertical
EUT: AC220m Wi-Fi module ID US	Power: AC 120V/60Hz
Test Mode: Transmit by 802.11g at channel 2462MHz Ant 0 + 1 (CDD Mode)	

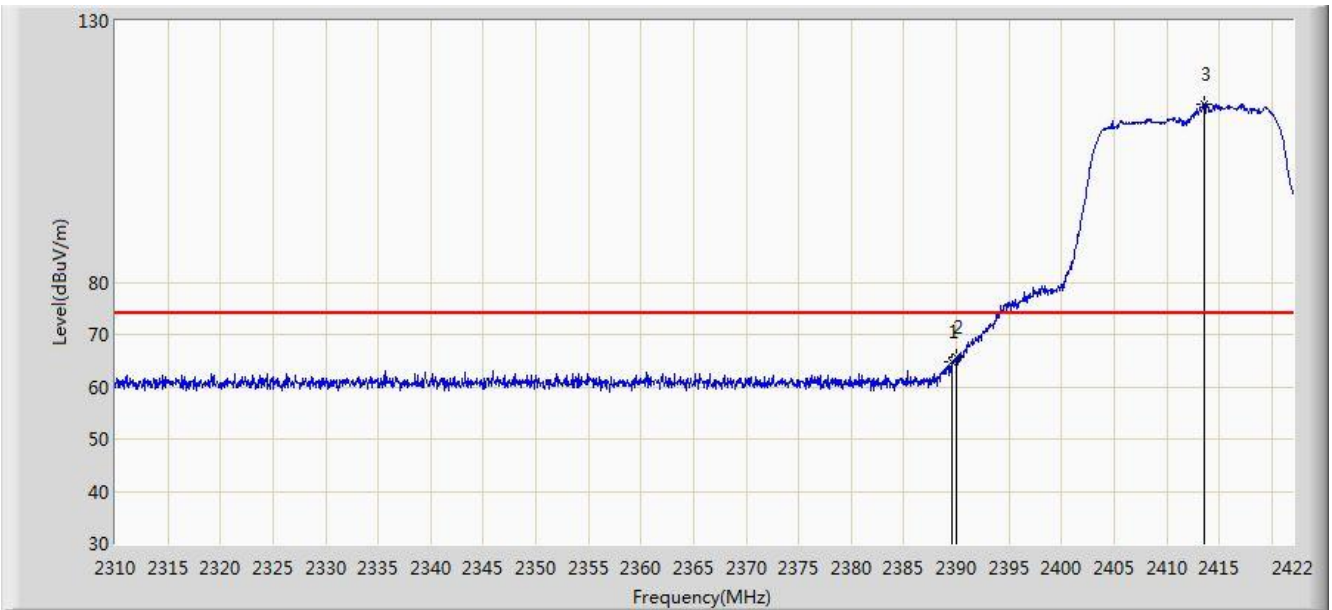


No	Flag	Mark	Frequency (MHz)	Measure Level (dBuV/m)	Reading Level (dBuV)	Margin (dB)	Limit (dBuV/m)	Factor (dB)	Type
1			2458.384	102.931	70.421	N/A	N/A	32.510	AV
2			2483.500	53.328	20.747	-0.672	54.000	32.580	AV

Note: Measure Level (dB $\mu$ V/m) = Reading Level (dB $\mu$ V) + Factor (dB)

Factor (dB) = Cable Loss (dB) + Antenna Factor (dB/m)

Site: AC1	Time: 2017/12/09 - 06:10
Limit: FCC_Part15.209_RE(3m)	Engineer: Peter Xu
Probe: BBHA9120D_1GHz_18GHz	Polarity: Horizontal
EUT: AC220m Wi-Fi module ID US	Power: AC 120V/60Hz
Test Mode: Transmit by 802.11n-HT20 at channel 2412MHz Ant 0 + 1 (CDD Mode)	

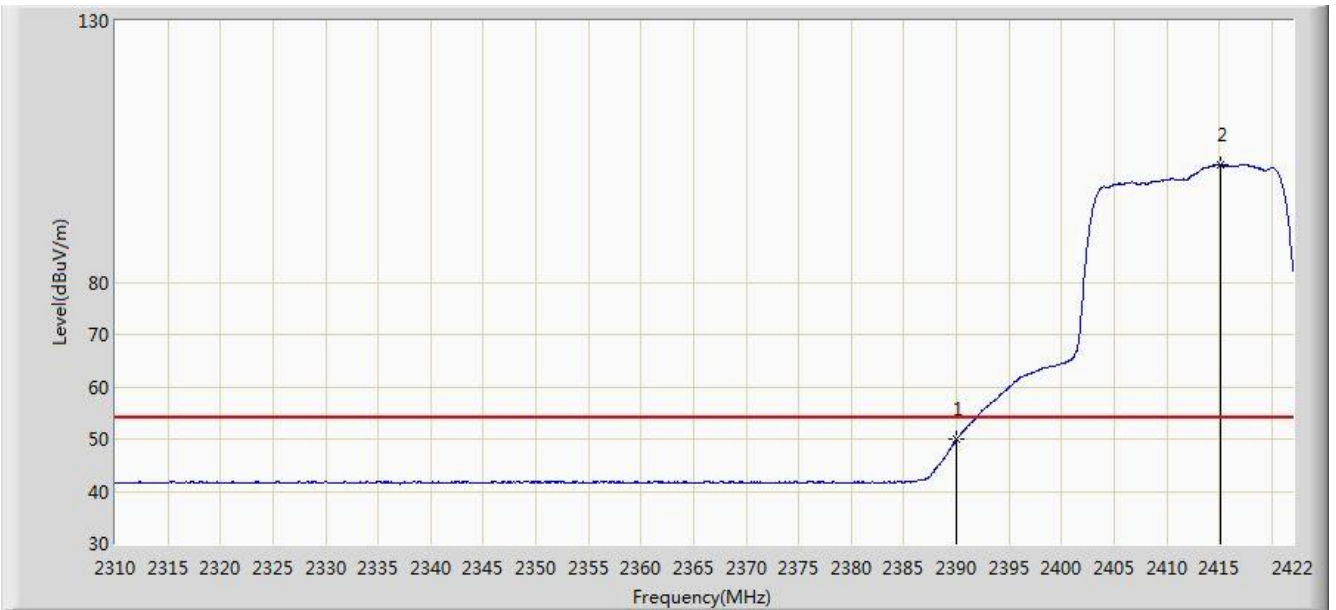


No	Flag	Mark	Frequency (MHz)	Measure Level (dBuV/m)	Reading Level (dBuV)	Margin (dB)	Limit (dBuV/m)	Factor (dB)	Type
1			2389.576	64.816	32.261	-9.184	74.000	32.555	PK
2			2390.000	65.510	32.956	-8.490	74.000	32.554	PK
3			2413.544	114.055	81.531	N/A	N/A	32.524	PK

Note: Measure Level (dB $\mu$ V/m) = Reading Level (dB $\mu$ V) + Factor (dB)

Factor (dB) = Cable Loss (dB) + Antenna Factor (dB/m)

Site: AC1	Time: 2017/12/09 - 06:12
Limit: FCC_Part15.209_RE(3m)	Engineer: Peter Xu
Probe: BBHA9120D_1GHz_18GHz	Polarity: Horizontal
EUT: AC220m Wi-Fi module ID US	Power: AC 120V/60Hz
Test Mode: Transmit by 802.11n-HT20 at channel 2412MHz Ant 0 + 1 (CDD Mode)	

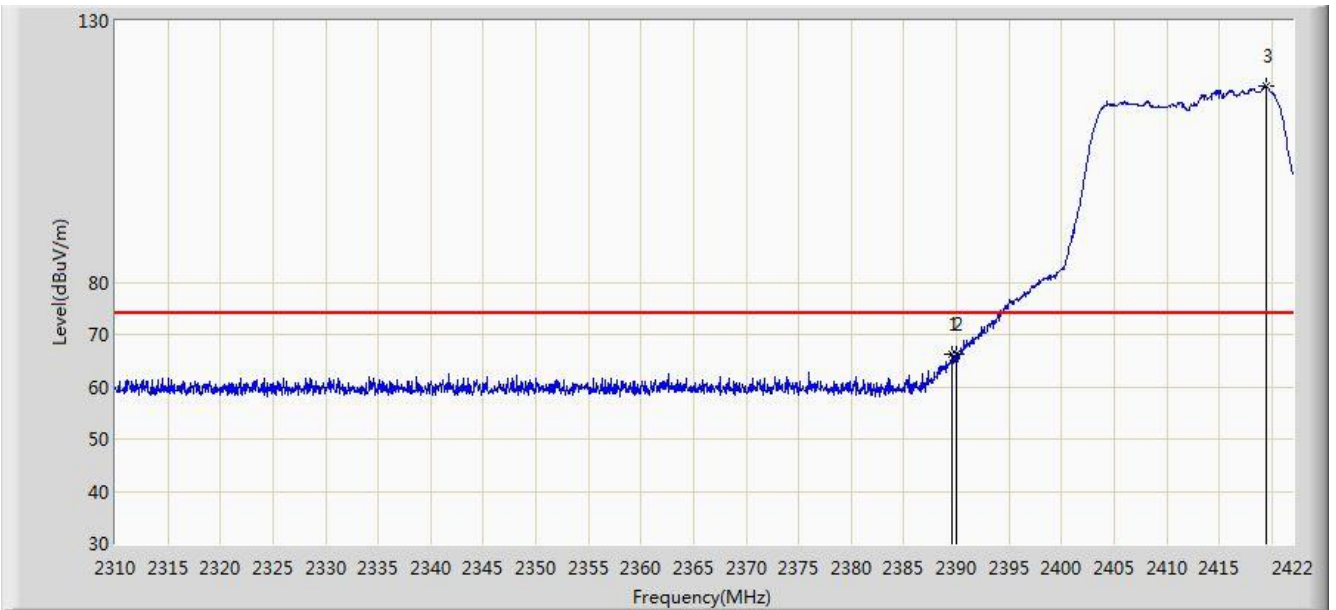


No	Flag	Mark	Frequency (MHz)	Measure Level (dBuV/m)	Reading Level (dBuV)	Margin (dB)	Limit (dBuV/m)	Factor (dB)	Type
1			2390.000	49.879	17.325	-4.121	54.000	32.554	AV
2			2415.056	102.531	70.009	N/A	N/A	32.522	AV

Note: Measure Level (dB $\mu$ V/m) = Reading Level (dB $\mu$ V) + Factor (dB)

Factor (dB) = Cable Loss (dB) + Antenna Factor (dB/m)

Site: AC1	Time: 2017/12/09 - 06:09
Limit: FCC_Part15.209_RE(3m)	Engineer: Peter Xu
Probe: BBHA9120D_1GHz_18GHz	Polarity: Vertical
EUT: AC220m Wi-Fi module ID US	Power: AC 120V/60Hz
Test Mode: Transmit by 802.11n-HT20 at channel 2412MHz Ant 0 + 1 (CDD Mode)	

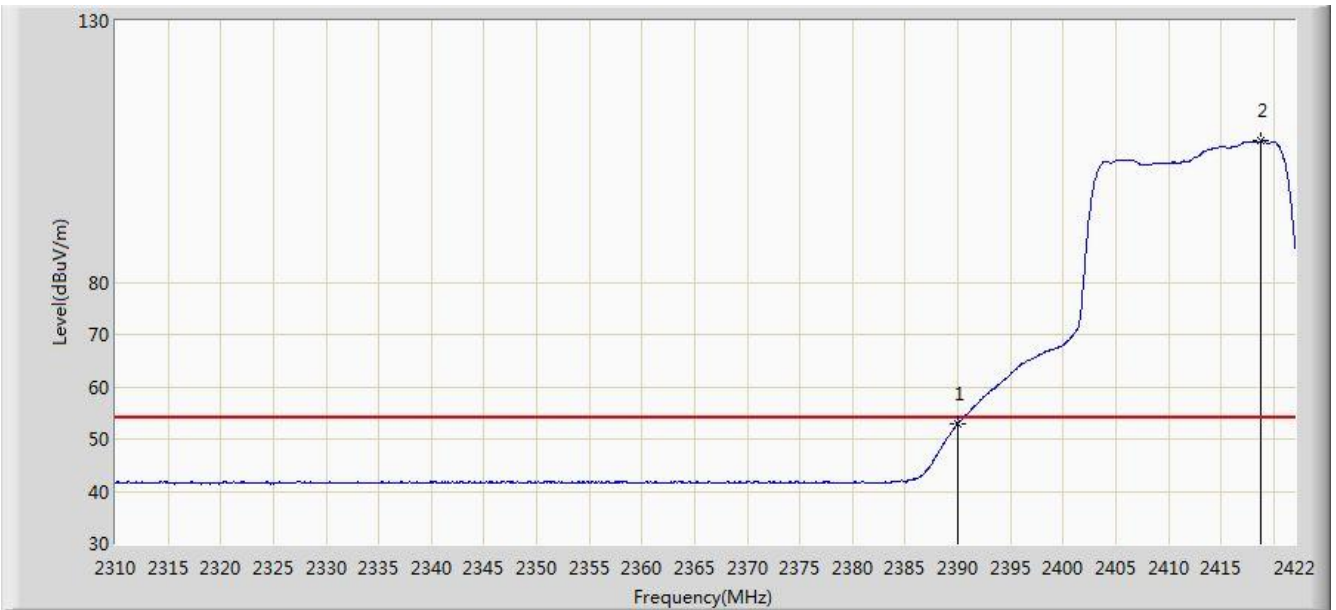


No	Flag	Mark	Frequency (MHz)	Measure Level (dBuV/m)	Reading Level (dBuV)	Margin (dB)	Limit (dBuV/m)	Factor (dB)	Type
1			2389.576	66.305	33.750	-7.695	74.000	32.555	PK
2			2390.000	66.368	33.814	-7.632	74.000	32.554	PK
3			2419.480	117.665	85.148	N/A	N/A	32.517	PK

Note: Measure Level (dB $\mu$ V/m) = Reading Level (dB $\mu$ V) + Factor (dB)

Factor (dB) = Cable Loss (dB) + Antenna Factor (dB/m)

Site: AC1	Time: 2017/12/09 - 06:05
Limit: FCC_Part15.209_RE(3m)	Engineer: Peter Xu
Probe: BBHA9120D_1GHz_18GHz	Polarity: Vertical
EUT: AC220m Wi-Fi module ID US	Power: AC 120V/60Hz
Test Mode: Transmit by 802.11n-HT20 at channel 2412MHz Ant 0 + 1 (CDD Mode)	

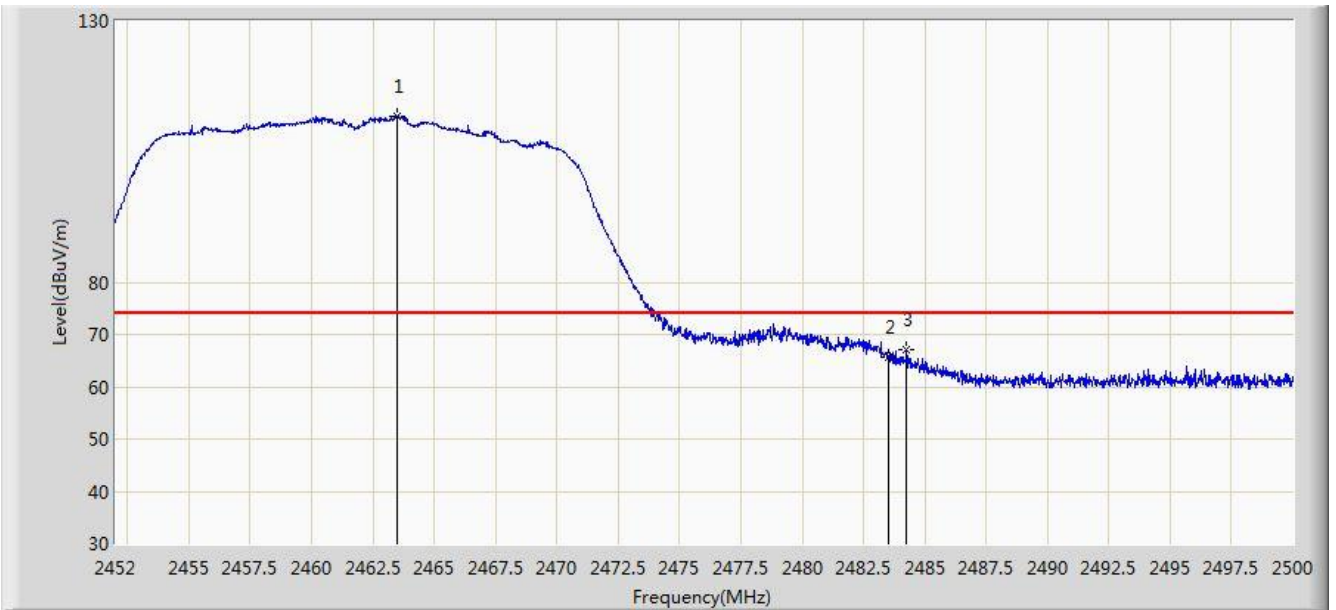


No	Flag	Mark	Frequency (MHz)	Measure Level (dBuV/m)	Reading Level (dBuV)	Margin (dB)	Limit (dBuV/m)	Factor (dB)	Type
1			2390.000	52.994	20.440	-1.006	54.000	32.554	AV
2			2418.808	106.983	74.466	N/A	N/A	32.517	AV

Note: Measure Level (dB $\mu$ V/m) = Reading Level (dB $\mu$ V) + Factor (dB)

Factor (dB) = Cable Loss (dB) + Antenna Factor (dB/m)

Site: AC1	Time: 2017/12/09 - 06:26
Limit: FCC_Part15.209_RE(3m)	Engineer: Peter Xu
Probe: BBHA9120D_1GHz_18GHz	Polarity: Horizontal
EUT: AC220m Wi-Fi module ID US	Power: AC 120V/60Hz
Test Mode: Transmit by 802.11n-HT20 at channel 2462MHz Ant 0 + 1 (CDD Mode)	

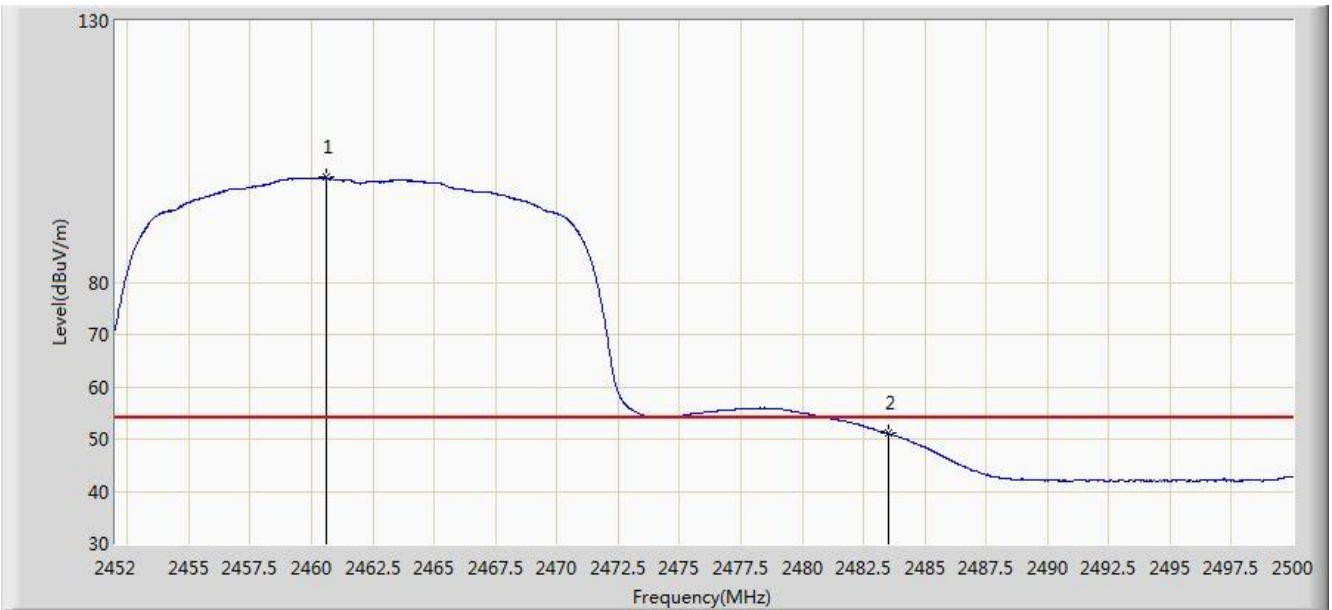


No	Flag	Mark	Frequency (MHz)	Measure Level (dBuV/m)	Reading Level (dBuV)	Margin (dB)	Limit (dBuV/m)	Factor (dB)	Type
1			2463.496	111.874	79.353	N/A	N/A	32.521	PK
2			2483.500	65.663	33.082	-8.337	74.000	32.580	PK
3			2484.256	67.234	34.651	-6.766	74.000	32.583	PK

Note: Measure Level (dB $\mu$ V/m) = Reading Level (dB $\mu$ V) + Factor (dB)

Factor (dB) = Cable Loss (dB) + Antenna Factor (dB/m)

Site: AC1	Time: 2017/12/09 - 06:28
Limit: FCC_Part15.209_RE(3m)	Engineer: Peter Xu
Probe: BBHA9120D_1GHz_18GHz	Polarity: Horizontal
EUT: AC220m Wi-Fi module ID US	Power: AC 120V/60Hz
Test Mode: Transmit by 802.11n-HT20 at channel 2462MHz Ant 0 + 1 (CDD Mode)	



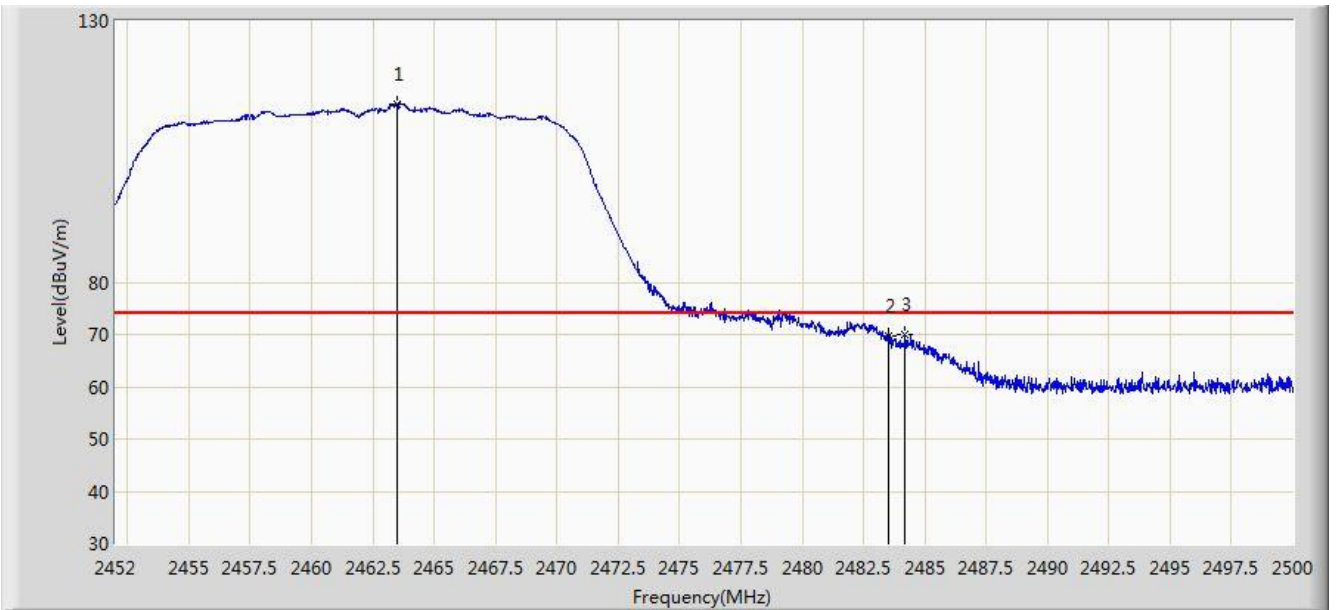
No	Flag	Mark	Frequency (MHz)	Measure Level (dBuV/m)	Reading Level (dBuV)	Margin (dB)	Limit (dBuV/m)	Factor (dB)	Type
1			2460.592	100.062	67.548	N/A	N/A	32.514	AV
2			2483.500	51.028	18.447	-2.972	54.000	32.580	AV

Note: Measure Level (dB $\mu$ V/m) = Reading Level (dB $\mu$ V) + Factor (dB)

Factor (dB) = Cable Loss (dB) + Antenna Factor (dB/m)



Site: AC1	Time: 2017/12/09 - 06:24
Limit: FCC_Part15.209_RE(3m)	Engineer: Peter Xu
Probe: BBHA9120D_1GHz_18GHz	Polarity: Vertical
EUT: AC220m Wi-Fi module ID US	Power: AC 120V/60Hz
Test Mode: Transmit by 802.11n-HT20 at channel 2462MHz Ant 0 + 1 (CDD Mode)	

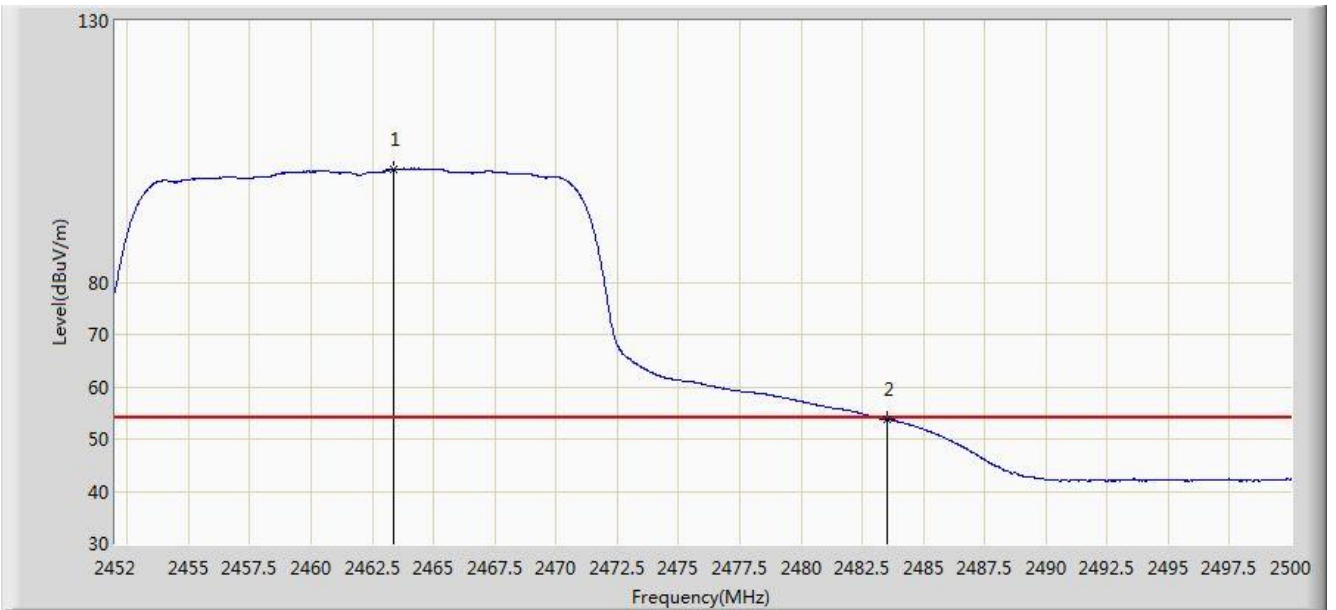


No	Flag	Mark	Frequency (MHz)	Measure Level (dBuV/m)	Reading Level (dBuV)	Margin (dB)	Limit (dBuV/m)	Factor (dB)	Type
1			2463.496	114.189	81.668	N/A	N/A	32.521	PK
2			2483.500	69.611	37.030	-4.389	74.000	32.580	PK
3			2484.184	70.113	37.530	-3.887	74.000	32.582	PK

Note: Measure Level (dB $\mu$ V/m) = Reading Level (dB $\mu$ V) + Factor (dB)

Factor (dB) = Cable Loss (dB) + Antenna Factor (dB/m)

Site: AC1	Time: 2017/12/09 - 06:23
Limit: FCC_Part15.209_RE(3m)	Engineer: Peter Xu
Probe: BBHA9120D_1GHz_18GHz	Polarity: Vertical
EUT: AC220m Wi-Fi module ID US	Power: AC 120V/60Hz
Test Mode: Transmit by 802.11n-HT20 at channel 2462MHz Ant 0 + 1 (CDD Mode)	

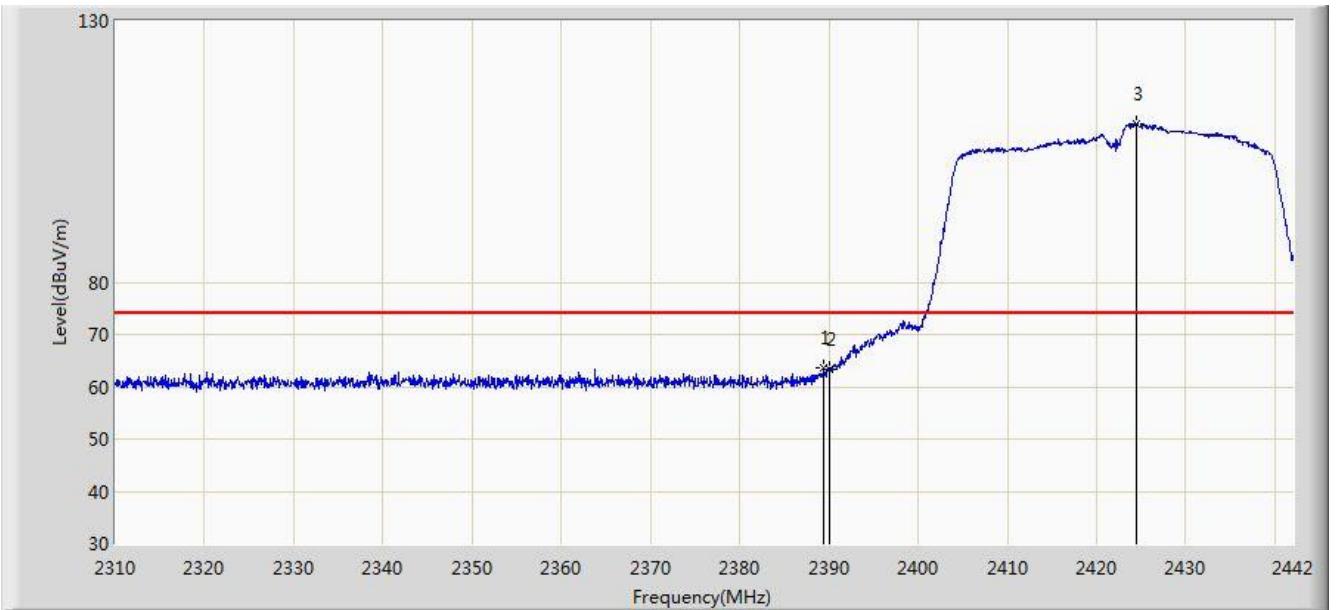


No	Flag	Mark	Frequency (MHz)	Measure Level (dBuV/m)	Reading Level (dBuV)	Margin (dB)	Limit (dBuV/m)	Factor (dB)	Type
1			2463.376	101.629	67.618	N/A	N/A	34.011	AV
2			2483.500	53.745	19.680	-0.255	54.000	34.066	AV

Note: Measure Level (dB $\mu$ V/m) = Reading Level (dB $\mu$ V) + Factor (dB)

Factor (dB) = Cable Loss (dB) + Antenna Factor (dB/m)

Site: AC1	Time: 2017/12/09 - 06:43
Limit: FCC_Part15.209_RE(3m)	Engineer: Peter Xu
Probe: BBHA9120D_1GHz_18GHz	Polarity: Horizontal
EUT: AC220m Wi-Fi module ID US	Power: AC 120V/60Hz
Test Mode: Transmit by 802.11n-HT40 at channel 2422MHz Ant 0 + 1 (CDD Mode)	

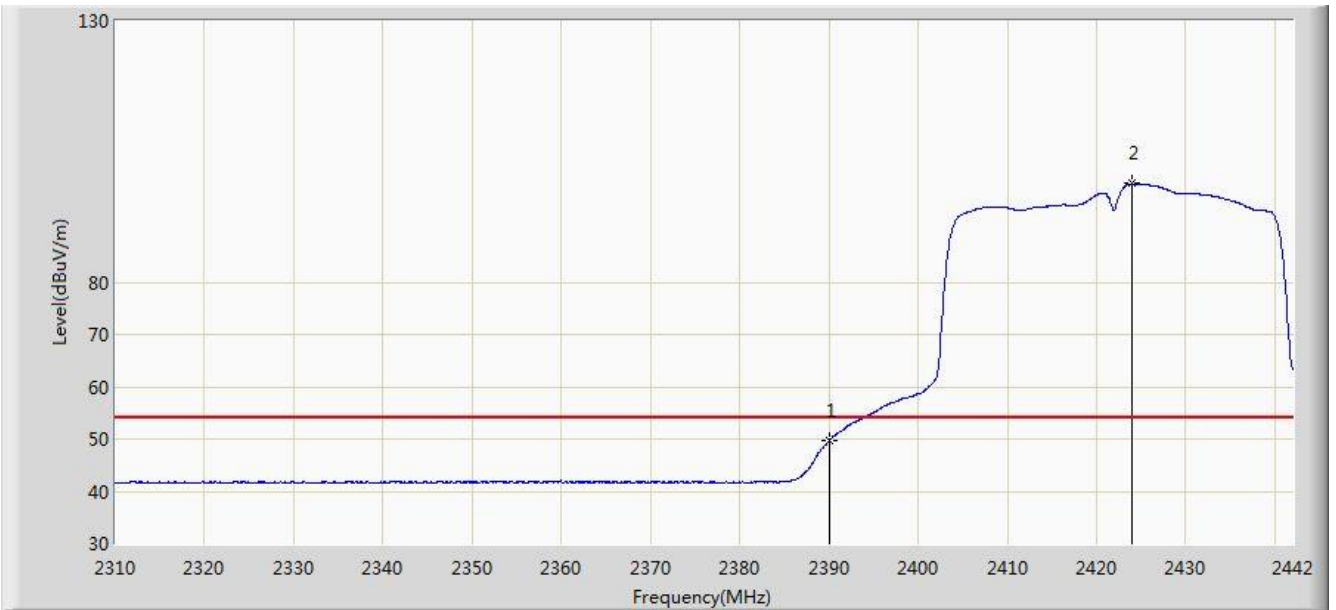


No	Flag	Mark	Frequency (MHz)	Measure Level (dBuV/m)	Reading Level (dBuV)	Margin (dB)	Limit (dBuV/m)	Factor (dB)	Type
1			2389.464	63.680	31.125	-10.320	74.000	32.555	PK
2			2390.000	63.433	30.879	-10.567	74.000	32.554	PK
3			2424.510	110.373	77.862	N/A	N/A	32.510	PK

Note: Measure Level (dB $\mu$ V/m) = Reading Level (dB $\mu$ V) + Factor (dB)

Factor (dB) = Cable Loss (dB) + Antenna Factor (dB/m)

Site: AC1	Time: 2017/12/09 - 06:45
Limit: FCC_Part15.209_RE(3m)	Engineer: Peter Xu
Probe: BBHA9120D_1GHz_18GHz	Polarity: Horizontal
EUT: AC220m Wi-Fi module ID US	Power: AC 120V/60Hz
Test Mode: Transmit by 802.11n-HT40 at channel 2422MHz Ant 0 + 1 (CDD Mode)	

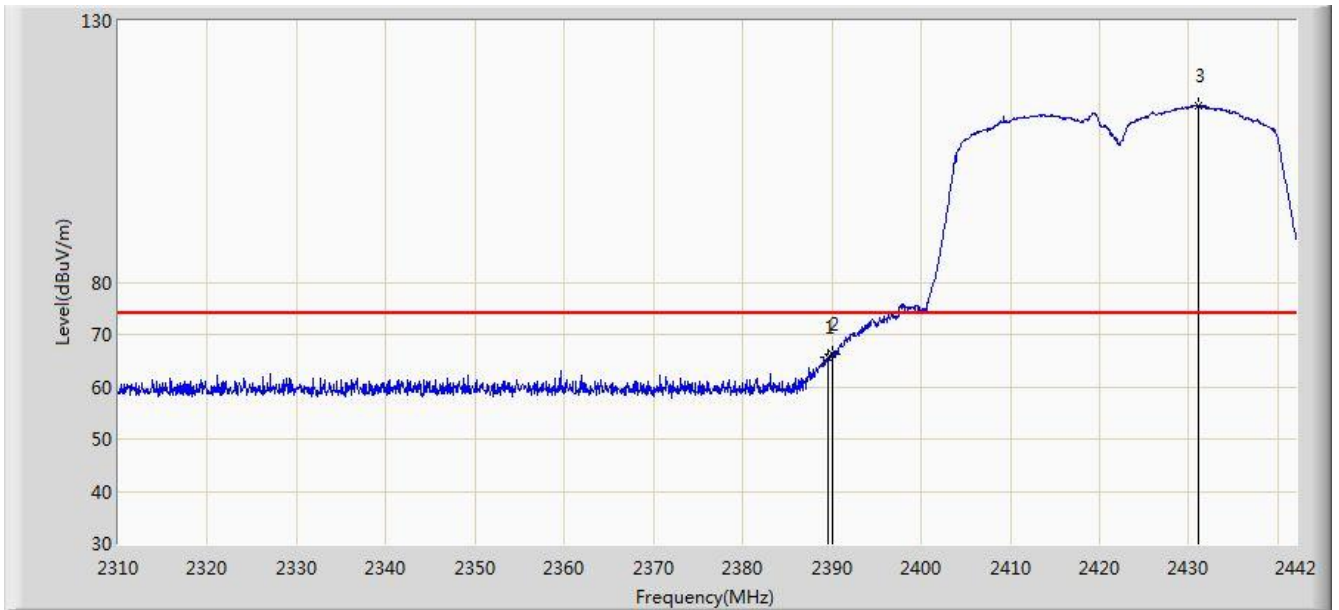


No	Flag	Mark	Frequency (MHz)	Measure Level (dBuV/m)	Reading Level (dBuV)	Margin (dB)	Limit (dBuV/m)	Factor (dB)	Type
1			2390.000	49.632	17.078	-4.368	54.000	32.554	AV
2			2424.048	98.845	66.334	N/A	N/A	32.512	AV

Note: Measure Level (dB $\mu$ V/m) = Reading Level (dB $\mu$ V) + Factor (dB)

Factor (dB) = Cable Loss (dB) + Antenna Factor (dB/m)

Site: AC1	Time: 2017/12/09 - 06:42
Limit: FCC_Part15.209_RE(3m)	Engineer: Peter Xu
Probe: BBHA9120D_1GHz_18GHz	Polarity: Vertical
EUT: AC220m Wi-Fi module ID US	Power: AC 120V/60Hz
Test Mode: Transmit by 802.11n-HT40 at channel 2422MHz Ant 0 + 1 (CDD Mode)	

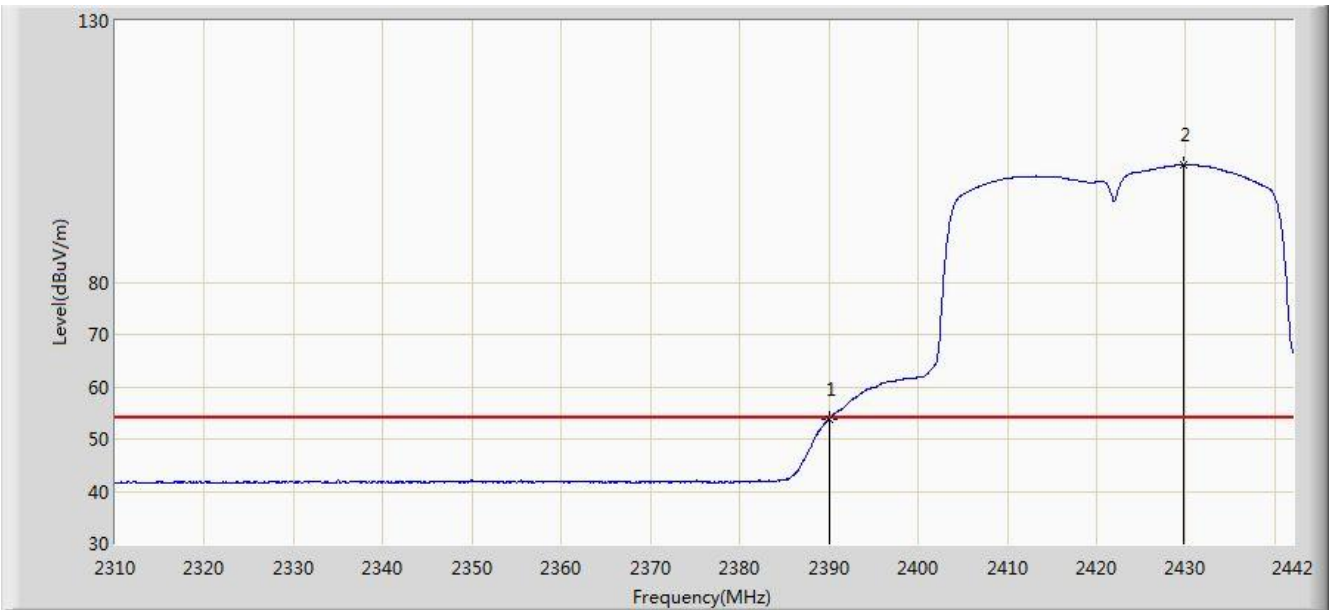


No	Flag	Mark	Frequency (MHz)	Measure Level (dBuV/m)	Reading Level (dBuV)	Margin (dB)	Limit (dBuV/m)	Factor (dB)	Type
1			2389.530	65.702	33.147	-8.298	74.000	32.556	PK
2			2390.000	66.342	33.788	-7.658	74.000	32.554	PK
3			2431.044	113.711	81.208	N/A	N/A	32.503	PK

Note: Measure Level (dB $\mu$ V/m) = Reading Level (dB $\mu$ V) + Factor (dB)

Factor (dB) = Cable Loss (dB) + Antenna Factor (dB/m)

Site: AC1	Time: 2017/12/09 - 06:39
Limit: FCC_Part15.209_RE(3m)	Engineer: Peter Xu
Probe: BBHA9120D_1GHz_18GHz	Polarity: Vertical
EUT: AC220m Wi-Fi module ID US	Power: AC 120V/60Hz
Test Mode: Transmit by 802.11n-HT40 at channel 2422MHz Ant 0 + 1 (CDD Mode)	

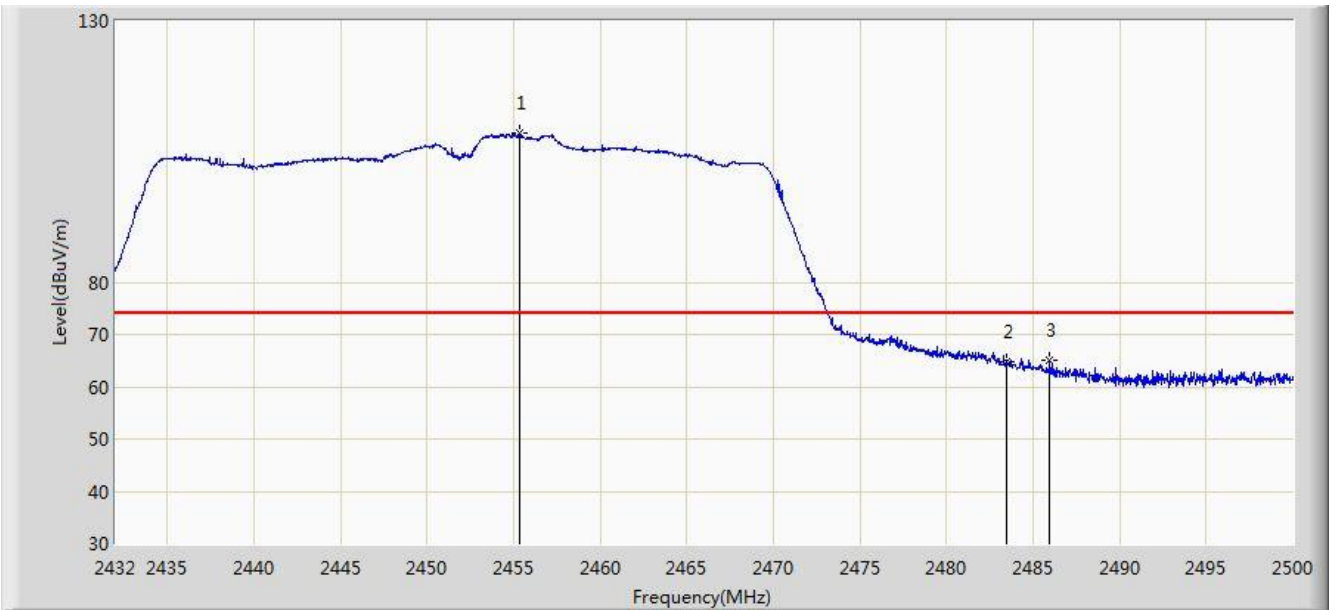


No	Flag	Mark	Frequency (MHz)	Measure Level (dBuV/m)	Reading Level (dBuV)	Margin (dB)	Limit (dBuV/m)	Factor (dB)	Type
1			2390.000	53.867	21.313	-0.133	54.000	32.554	AV
2			2429.790	102.407	69.903	N/A	N/A	32.505	AV

Note: Measure Level (dB $\mu$ V/m) = Reading Level (dB $\mu$ V) + Factor (dB)

Factor (dB) = Cable Loss (dB) + Antenna Factor (dB/m)

Site: AC1	Time: 2017/12/09 - 06:55
Limit: FCC_Part15.209_RE(3m)	Engineer: Peter Xu
Probe: BBHA9120D_1GHz_18GHz	Polarity: Horizontal
EUT: AC220m Wi-Fi module ID US	Power: AC 120V/60Hz
Test Mode: Transmit by 802.11n-HT40 at channel 2452MHz Ant 0 + 1 (CDD Mode)	

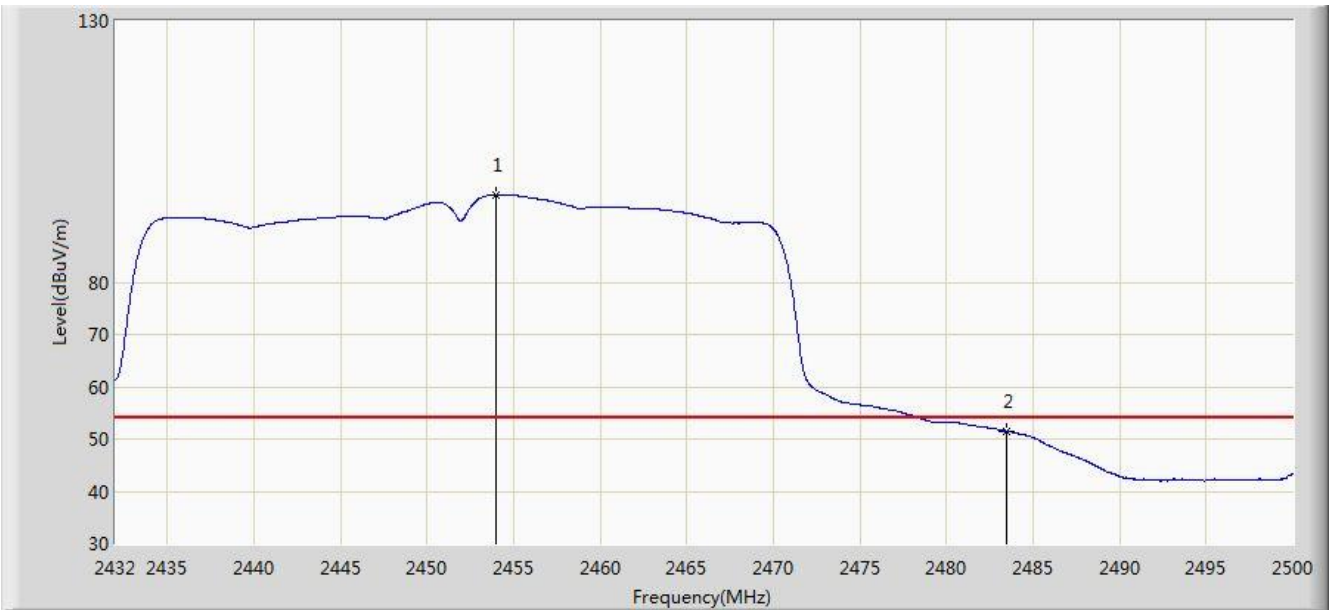


No	Flag	Mark	Frequency (MHz)	Measure Level (dBuV/m)	Reading Level (dBuV)	Margin (dB)	Limit (dBuV/m)	Factor (dB)	Type
1			2455.324	108.456	75.951	N/A	N/A	32.505	PK
2			2483.500	64.774	32.193	-9.226	74.000	32.580	PK
3			2485.958	65.016	32.428	-8.984	74.000	32.588	PK

Note: Measure Level (dB $\mu$ V/m) = Reading Level (dB $\mu$ V) + Factor (dB)

Factor (dB) = Cable Loss (dB) + Antenna Factor (dB/m)

Site: AC1	Time: 2017/12/09 - 06:58
Limit: FCC_Part15.209_RE(3m)	Engineer: Peter Xu
Probe: BBHA9120D_1GHz_18GHz	Polarity: Horizontal
EUT: AC220m Wi-Fi module ID US	Power: AC 120V/60Hz
Test Mode: Transmit by 802.11n-HT40 at channel 2452MHz Ant 0 + 1 (CDD Mode)	



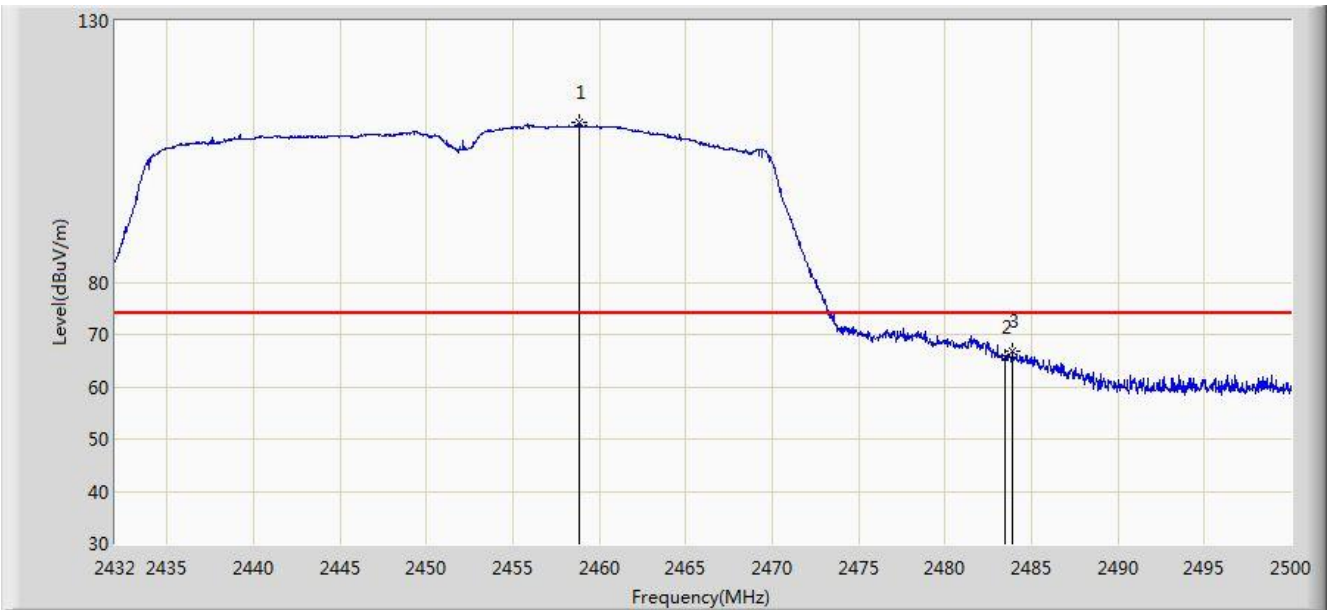
No	Flag	Mark	Frequency (MHz)	Measure Level (dBuV/m)	Reading Level (dBuV)	Margin (dB)	Limit (dBuV/m)	Factor (dB)	Type
1			2453.964	96.758	64.256	N/A	N/A	32.502	AV
2			2483.500	51.475	18.894	-2.525	54.000	32.580	AV

Note: Measure Level (dB $\mu$ V/m) = Reading Level (dB $\mu$ V) + Factor (dB)

Factor (dB) = Cable Loss (dB) + Antenna Factor (dB/m)



Site: AC1	Time: 2017/12/09 - 06:55
Limit: FCC_Part15.209_RE(3m)	Engineer: Peter Xu
Probe: BBHA9120D_1GHz_18GHz	Polarity: Vertical
EUT: AC220m Wi-Fi module ID US	Power: AC 120V/60Hz
Test Mode: Transmit by 802.11n-HT40 at channel 2452MHz Ant 0 + 1 (CDD Mode)	

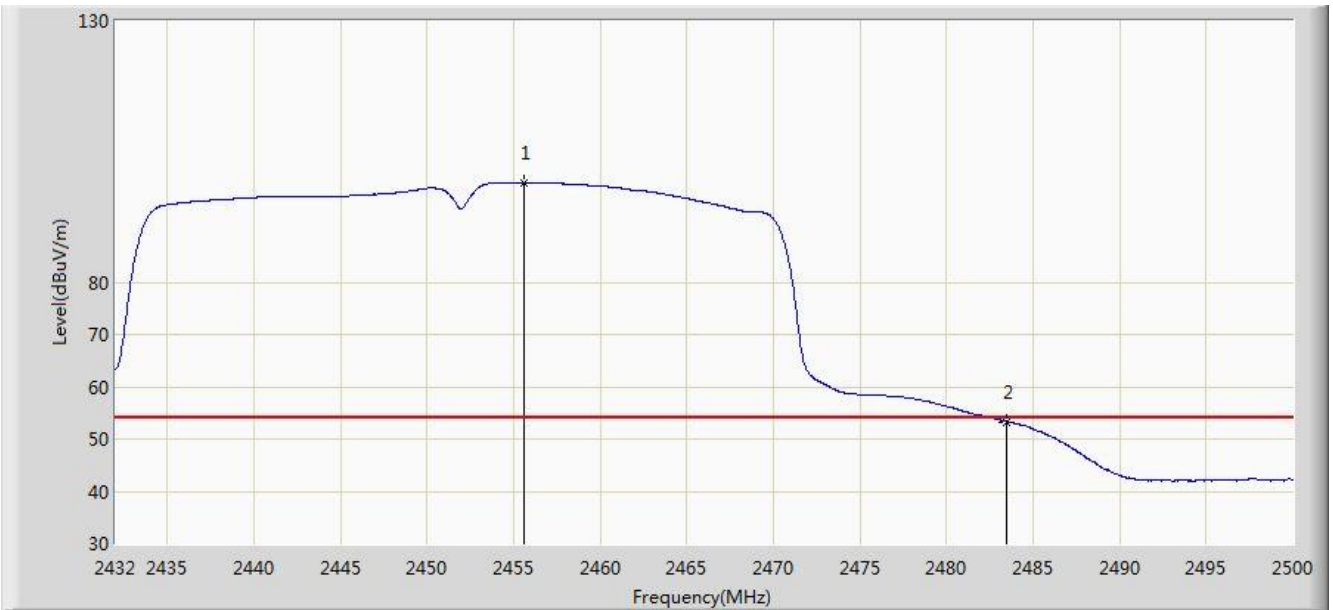


No	Flag	Mark	Frequency (MHz)	Measure Level (dBuV/m)	Reading Level (dBuV)	Margin (dB)	Limit (dBuV/m)	Factor (dB)	Type
1			2458.826	110.627	78.116	N/A	N/A	32.511	PK
2			2483.500	65.569	32.988	-8.431	74.000	32.580	PK
3			2483.884	66.784	34.202	-7.216	74.000	32.582	PK

Note: Measure Level (dB $\mu$ V/m) = Reading Level (dB $\mu$ V) + Factor (dB)

Factor (dB) = Cable Loss (dB) + Antenna Factor (dB/m)

Site: AC1	Time: 2017/12/09 - 06:53
Limit: FCC_Part15.209_RE(3m)	Engineer: Peter Xu
Probe: BBHA9120D_1GHz_18GHz	Polarity: Vertical
EUT: AC220m Wi-Fi module ID US	Power: AC 120V/60Hz
Test Mode: Transmit by 802.11n-HT40 at channel 2452MHz Ant 0 + 1 (CDD Mode)	

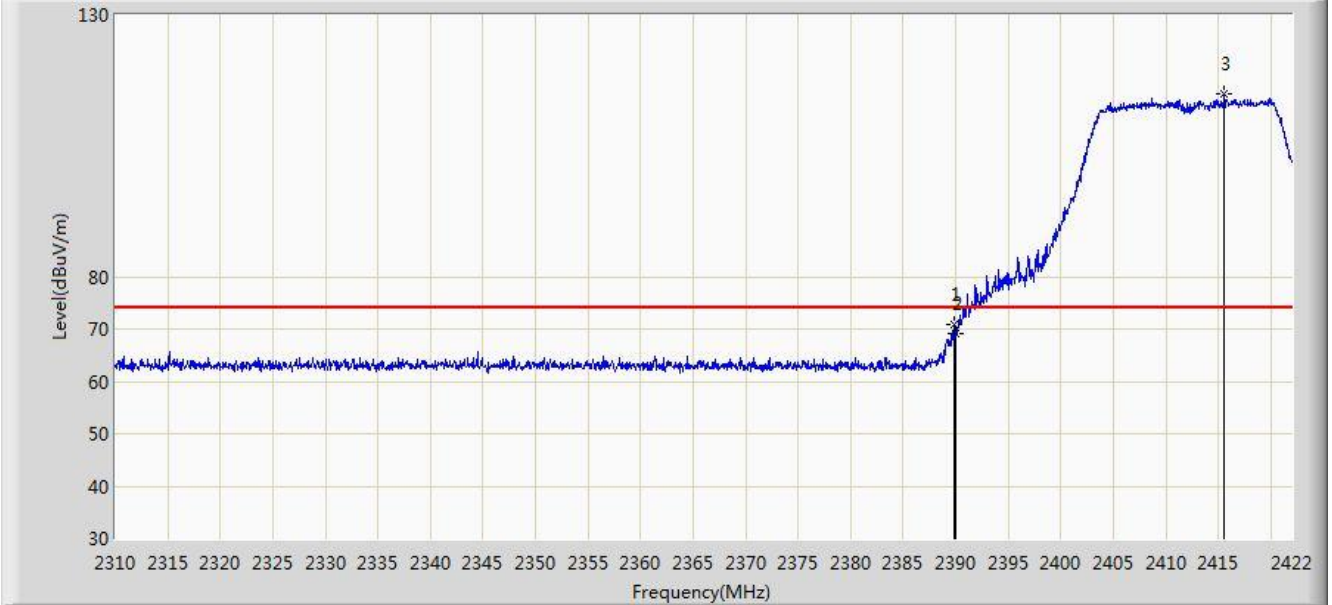


No	Flag	Mark	Frequency (MHz)	Measure Level (dBuV/m)	Reading Level (dBuV)	Margin (dB)	Limit (dBuV/m)	Factor (dB)	Type
1			2455.562	99.104	66.599	N/A	N/A	32.505	AV
2			2483.500	53.324	20.743	-0.676	54.000	32.580	AV

Note: Measure Level (dB $\mu$ V/m) = Reading Level (dB $\mu$ V) + Factor (dB)

Factor (dB) = Cable Loss (dB) + Antenna Factor (dB/m)

Site: AC1	Time: 2017/12/20 - 22:27
Limit: FCC_Part15.209_RE(3m)	Engineer: Peter Xu
Probe: BBHA9120D_1GHz_18GHz	Polarity: Horizontal
EUT: AC220m Wi-Fi module ID US	Power: AC 120V/60Hz
Test Mode: Transmit by 802.11n-HT20 at channel 2412MHz Ant 0 + 1 (Beam-forming Mode)	

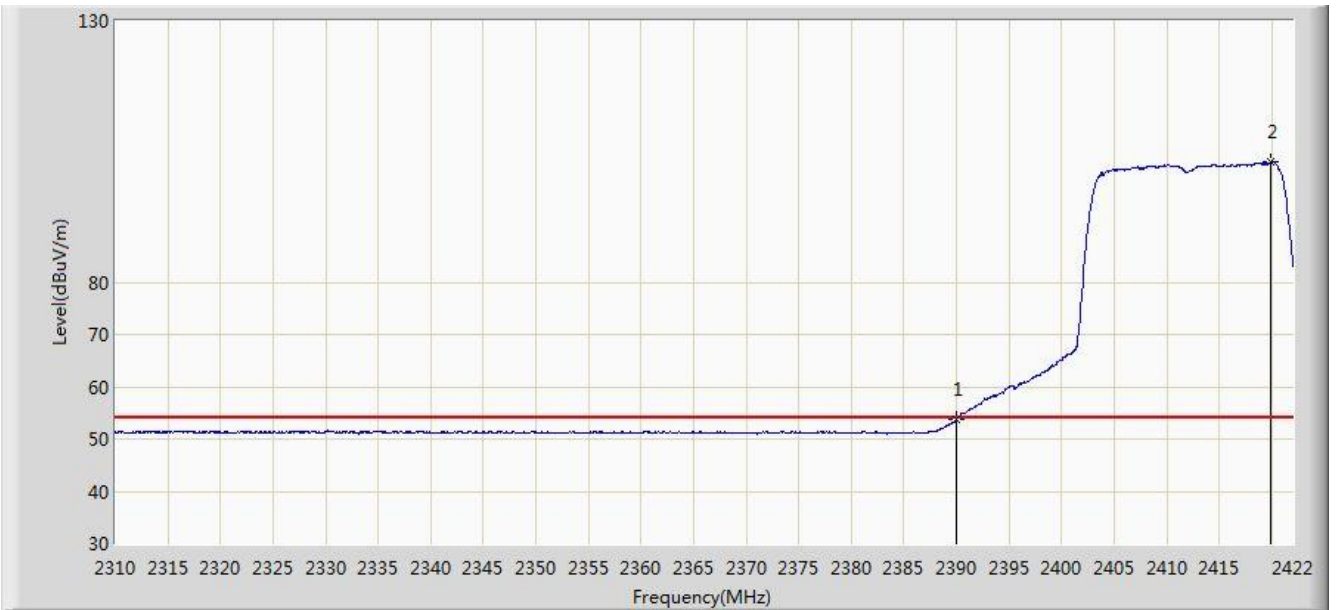


No	Flag	Mark	Frequency (MHz)	Measure Level (dBuV/m)	Reading Level (dBuV)	Margin (dB)	Limit (dBuV/m)	Factor (dB)	Type
1			2389.912	70.737	38.182	-3.263	74.000	32.555	PK
2			2390.000	68.997	36.443	-5.003	74.000	32.554	PK
3			2415.560	115.017	82.496	N/A	N/A	32.521	PK

Note: Measure Level (dBμV/m) = Reading Level (dBμV) + Factor (dB)

Factor (dB) = Cable Loss (dB) + Antenna Factor (dB/m)

Site: AC1	Time: 2017/12/20 - 22:27
Limit: FCC_Part15.209_RE(3m)	Engineer: Peter Xu
Probe: BBHA9120D_1GHz_18GHz	Polarity: Horizontal
EUT: AC220m Wi-Fi module ID US	Power: AC 120V/60Hz
Test Mode: Transmit by 802.11n-HT20 at channel 2412MHz Ant 0 + 1 (Beam-forming Mode)	

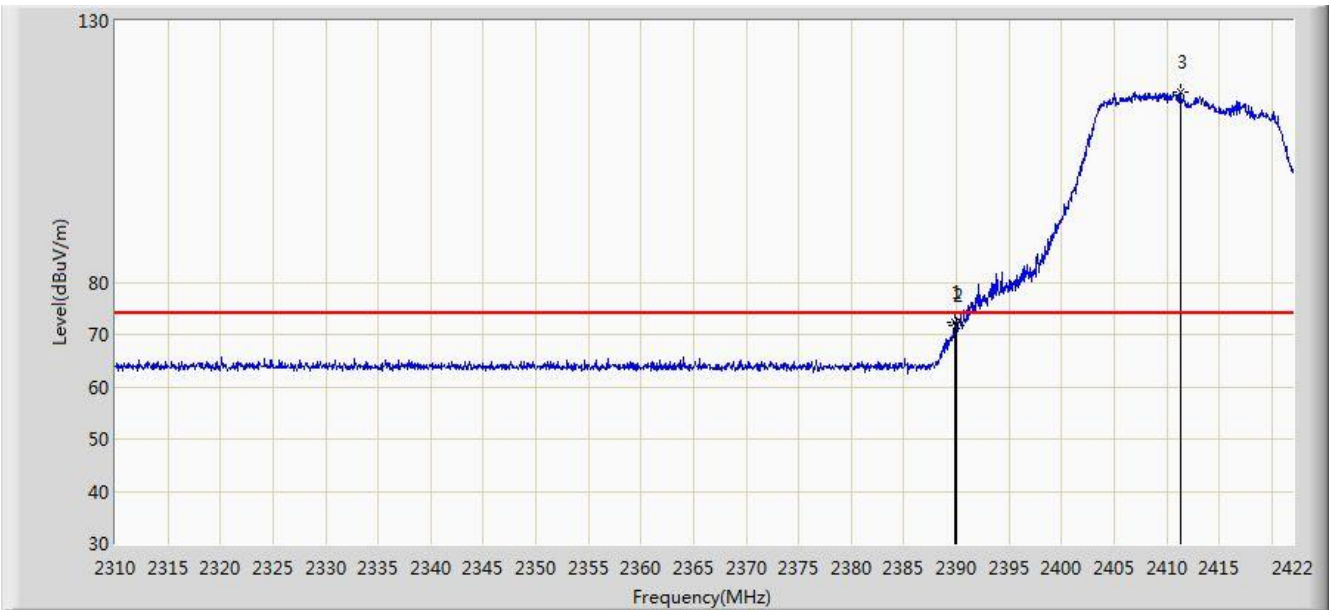


No	Flag	Mark	Frequency (MHz)	Measure Level (dBuV/m)	Reading Level (dBuV)	Margin (dB)	Limit (dBuV/m)	Factor (dB)	Type
1			2390.000	53.687	21.133	-0.313	54.000	32.554	AV
2			2419.872	103.045	70.529	N/A	N/A	32.517	AV

Note: Measure Level (dB $\mu$ V/m) = Reading Level (dB $\mu$ V) + Factor (dB)

Factor (dB) = Cable Loss (dB) + Antenna Factor (dB/m)

Site: AC1	Time: 2017/12/20 - 22:31
Limit: FCC_Part15.209_RE(3m)	Engineer: Peter Xu
Probe: BBHA9120D_1GHz_18GHz	Polarity: Vertical
EUT: AC220m Wi-Fi module ID US	Power: AC 120V/60Hz
Test Mode: Transmit by 802.11n-HT20 at channel 2412MHz Ant 0 + 1 (Beam-forming Mode)	

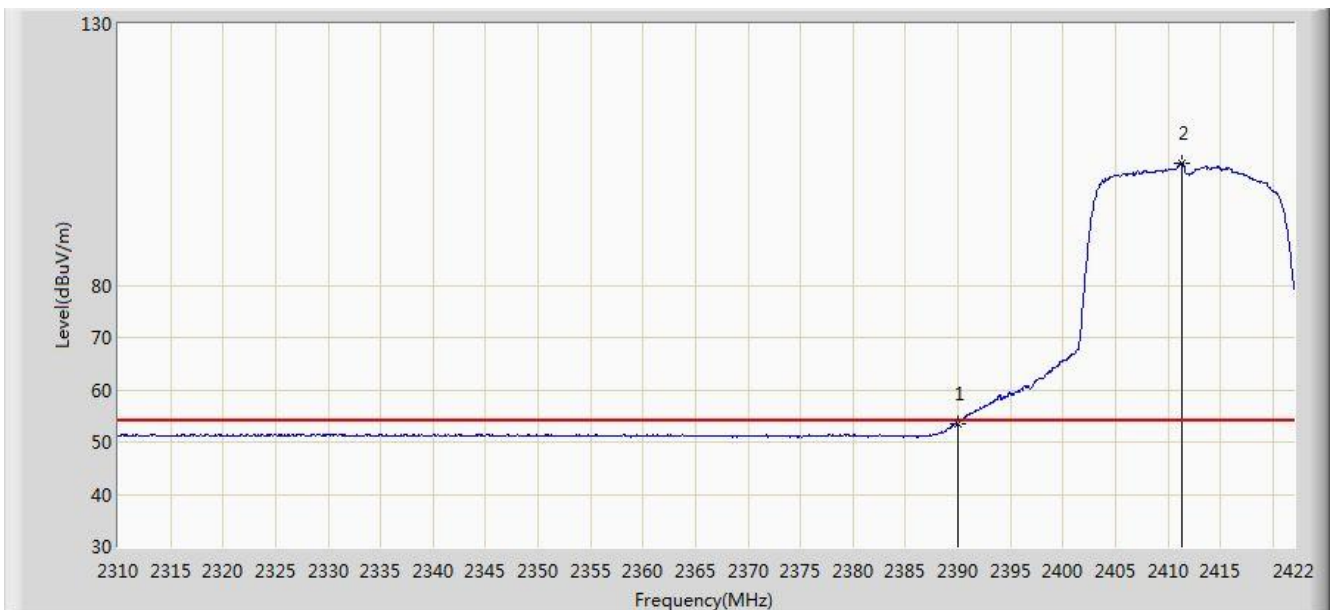


No	Flag	Mark	Frequency (MHz)	Measure Level (dBuV/m)	Reading Level (dBuV)	Margin (dB)	Limit (dBuV/m)	Factor (dB)	Type
1			2389.800	72.372	39.817	-1.628	74.000	32.555	PK
2			2390.000	71.871	39.317	-2.129	74.000	32.554	PK
3			2411.304	116.286	83.760	N/A	N/A	32.526	PK

Note: Measure Level (dB $\mu$ V/m) = Reading Level (dB $\mu$ V) + Factor (dB)

Factor (dB) = Cable Loss (dB) + Antenna Factor (dB/m)

Site: AC1	Time: 2017/12/20 - 22:31
Limit: FCC_Part15.209_RE(3m)	Engineer: Peter Xu
Probe: BBHA9120D_1GHz_18GHz	Polarity: Vertical
EUT: AC220m Wi-Fi module ID US	Power: AC 120V/60Hz
Test Mode: Transmit by 802.11n-HT20 at channel 2412MHz Ant 0 + 1 (Beam-forming Mode)	

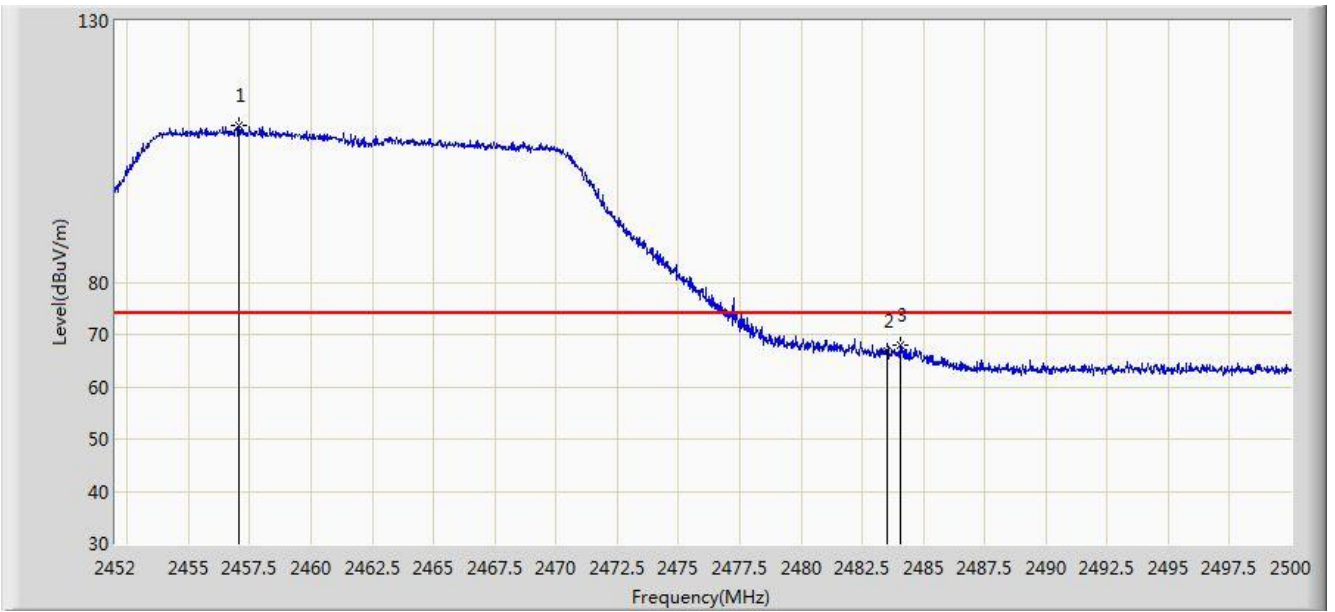


No	Flag	Mark	Frequency (MHz)	Measure Level (dBuV/m)	Reading Level (dBuV)	Margin (dB)	Limit (dBuV/m)	Factor (dB)	Type
1			2390.000	53.602	21.048	-0.398	54.000	32.554	AV
2			2411.304	103.457	70.931	N/A	N/A	32.526	AV

Note: Measure Level (dB $\mu$ V/m) = Reading Level (dB $\mu$ V) + Factor (dB)

Factor (dB) = Cable Loss (dB) + Antenna Factor (dB/m)

Site: AC1	Time: 2017/12/20 - 22:20
Limit: FCC_Part15.209_RE(3m)	Engineer: Peter Xu
Probe: BBHA9120D_1GHz_18GHz	Polarity: Horizontal
EUT: AC220m Wi-Fi module ID US	Power: AC 120V/60Hz
Test Mode: Transmit by 802.11n-HT20 at channel 2462MHz Ant 0 + 1 (Beam-forming Mode)	

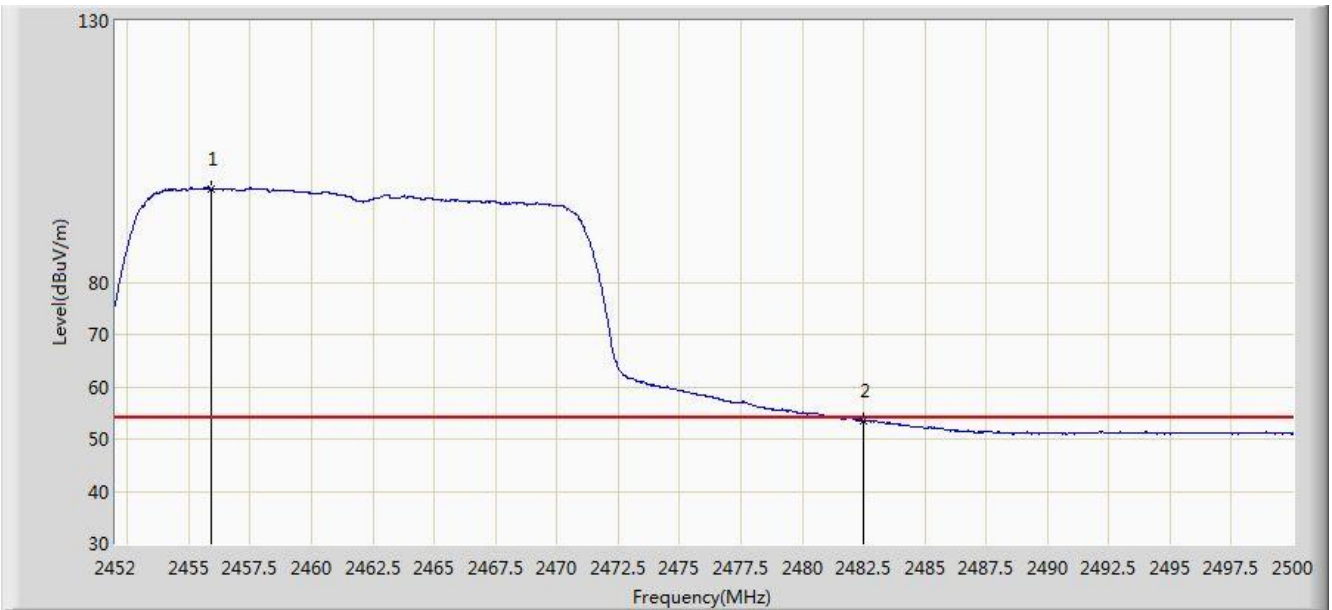


No	Flag	Mark	Frequency (MHz)	Measure Level (dBuV/m)	Reading Level (dBuV)	Margin (dB)	Limit (dBuV/m)	Factor (dB)	Type
1			2457.064	110.011	77.503	N/A	N/A	32.508	PK
2			2483.500	66.670	34.089	-7.330	74.000	32.580	PK
3			2484.040	68.090	35.508	-5.910	74.000	32.582	PK

Note: Measure Level (dB $\mu$ V/m) = Reading Level (dB $\mu$ V) + Factor (dB)

Factor (dB) = Cable Loss (dB) + Antenna Factor (dB/m)

Site: AC1	Time: 2017/12/20 - 22:19
Limit: FCC_Part15.209_RE(3m)	Engineer: Peter Xu
Probe: BBHA9120D_1GHz_18GHz	Polarity: Horizontal
EUT: AC220m Wi-Fi module ID US	Power: AC 120V/60Hz
Test Mode: Transmit by 802.11n-HT20 at channel 2462MHz Ant 0 + 1 (Beam-forming Mode)	



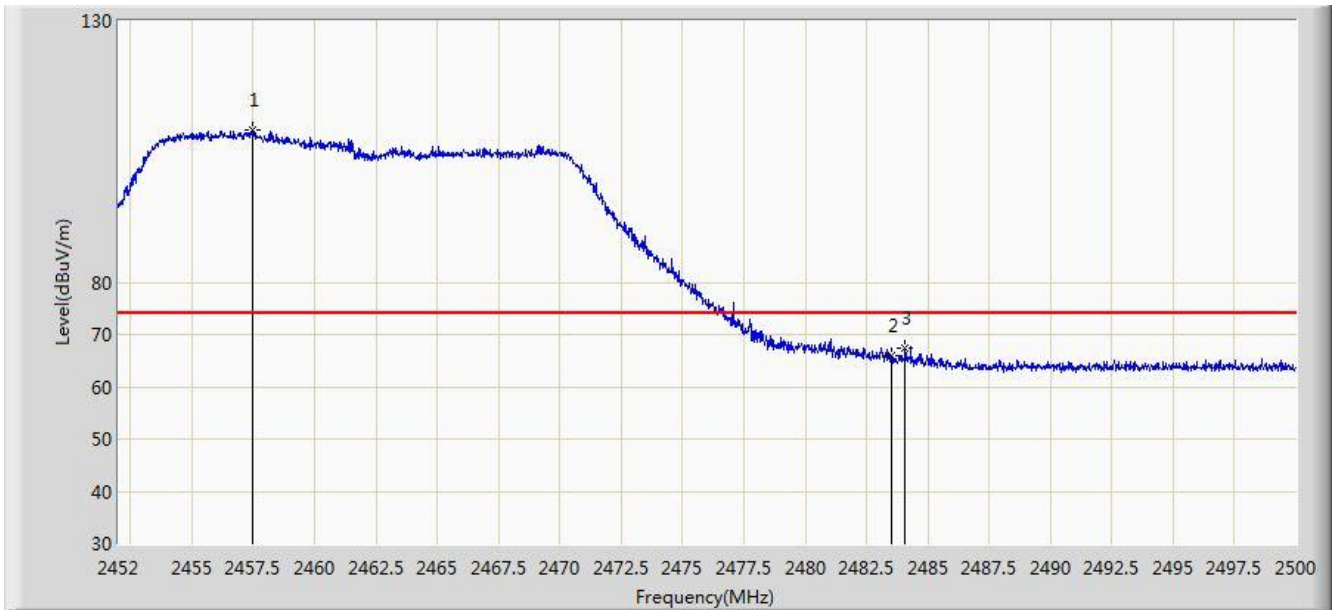
No	Flag	Mark	Frequency (MHz)	Measure Level (dBuV/m)	Reading Level (dBuV)	Margin (dB)	Limit (dBuV/m)	Factor (dB)	Type
1			2455.936	97.865	65.359	N/A	N/A	32.505	AV
2			2482.500	53.564	20.986	-0.436	54.000	32.577	AV

Note: Measure Level (dB $\mu$ V/m) = Reading Level (dB $\mu$ V) + Factor (dB)

Factor (dB) = Cable Loss (dB) + Antenna Factor (dB/m)



Site: AC1	Time: 2017/12/20 - 22:20
Limit: FCC_Part15.209_RE(3m)	Engineer: Peter Xu
Probe: BBHA9120D_1GHz_18GHz	Polarity: Vertical
EUT: AC220m Wi-Fi module ID US	Power: AC 120V/60Hz
Test Mode: Transmit by 802.11n-HT20 at channel 2462MHz Ant 0 + 1 (Beam-forming Mode)	



No	Flag	Mark	Frequency (MHz)	Measure Level (dBuV/m)	Reading Level (dBuV)	Margin (dB)	Limit (dBuV/m)	Factor (dB)	Type
1			2457.496	109.043	76.535	N/A	N/A	32.508	PK
2			2483.500	65.849	33.268	-8.151	74.000	32.580	PK
3			2484.088	67.499	34.917	-6.501	74.000	32.582	PK

Note: Measure Level (dB $\mu$ V/m) = Reading Level (dB $\mu$ V) + Factor (dB)

Factor (dB) = Cable Loss (dB) + Antenna Factor (dB/m)

Site: AC1	Time: 2017/12/20 - 22:22
Limit: FCC_Part15.209_RE(3m)	Engineer: Peter Xu
Probe: BBHA9120D_1GHz_18GHz	Polarity: Vertical
EUT: AC220m Wi-Fi module ID US	Power: AC 120V/60Hz
Test Mode: Transmit by 802.11n-HT20 at channel 2462MHz Ant 0 + 1 (Beam-forming Mode)	

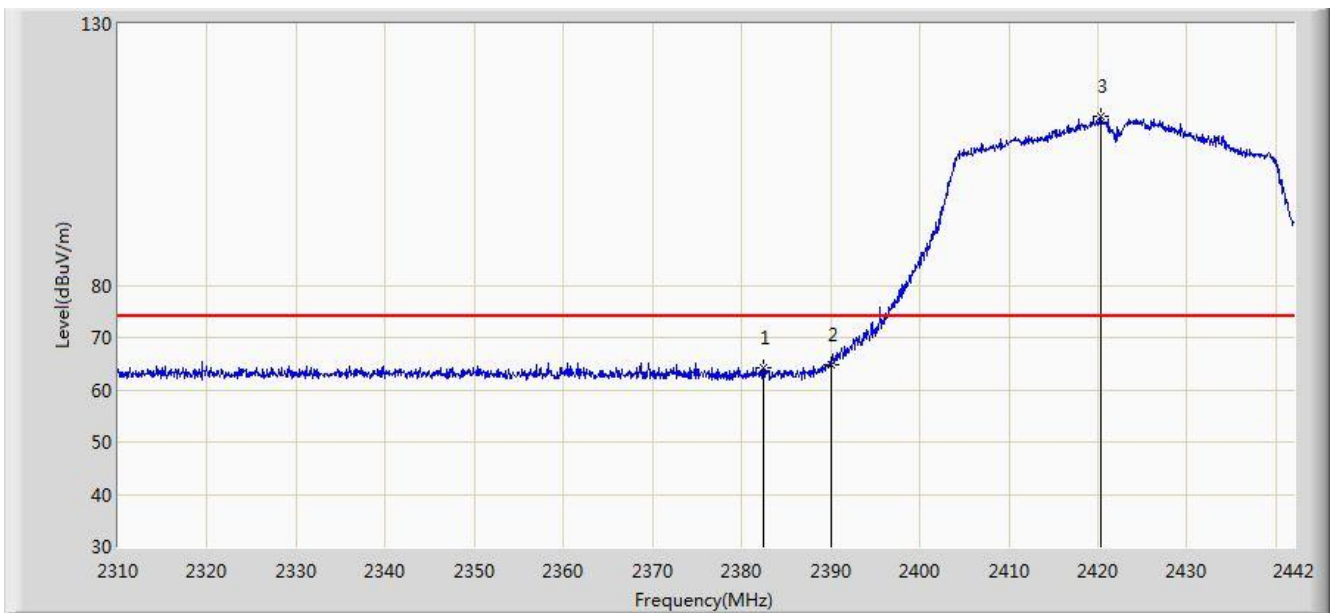


No	Flag	Mark	Frequency (MHz)	Measure Level (dBuV/m)	Reading Level (dBuV)	Margin (dB)	Limit (dBuV/m)	Factor (dB)	Type
1			2455.768	97.862	65.357	N/A	N/A	32.505	AV
2			2483.500	51.585	19.004	-2.415	54.000	32.580	AV

Note: Measure Level (dB $\mu$ V/m) = Reading Level (dB $\mu$ V) + Factor (dB)

Factor (dB) = Cable Loss (dB) + Antenna Factor (dB/m)

Site: AC1	Time: 2017/12/20 - 22:39
Limit: FCC_Part15.209_RE(3m)	Engineer: Peter Xu
Probe: BBHA9120D_1GHz_18GHz	Polarity: Horizontal
EUT: AC220m Wi-Fi module ID US	Power: AC 120V/60Hz
Test Mode: Transmit by 802.11n-HT40 at channel 2422MHz Ant 0 + 1 (Beam-forming Mode)	

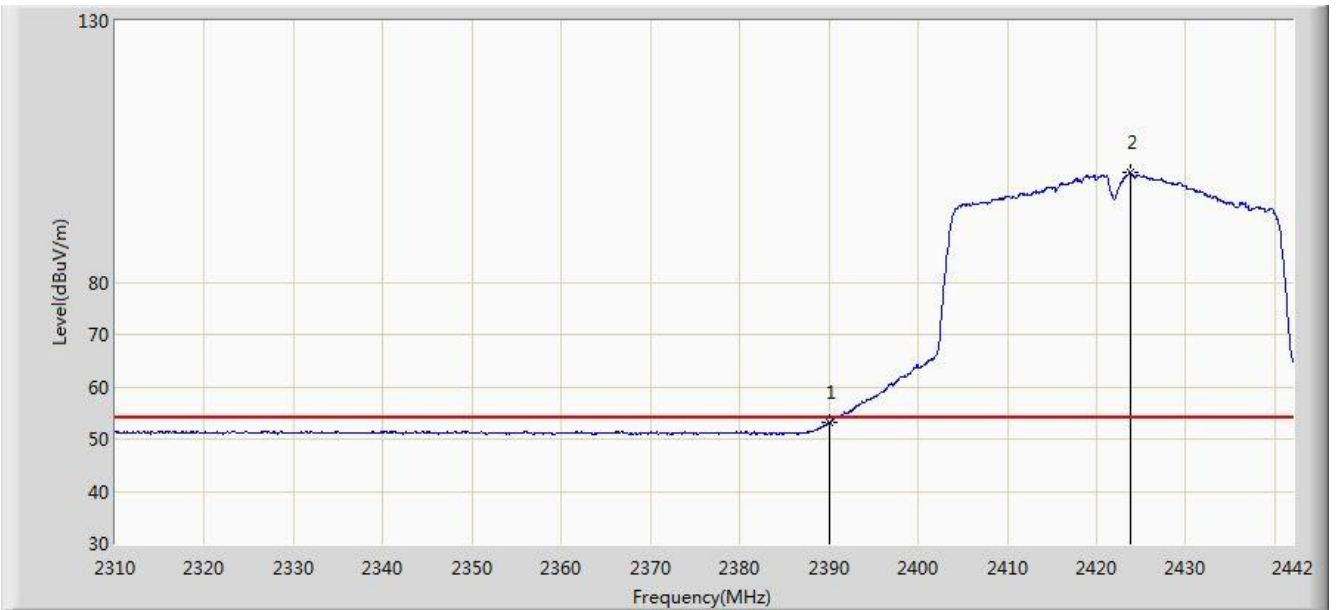


No	Flag	Mark	Frequency (MHz)	Measure Level (dBuV/m)	Reading Level (dBuV)	Margin (dB)	Limit (dBuV/m)	Factor (dB)	Type
1			2382.468	64.165	31.600	-9.835	74.000	32.565	PK
2			2390.000	64.845	32.291	-9.155	74.000	32.554	PK
3			2420.286	112.213	79.697	N/A	N/A	32.516	PK

Note: Measure Level (dB $\mu$ V/m) = Reading Level (dB $\mu$ V) + Factor (dB)

Factor (dB) = Cable Loss (dB) + Antenna Factor (dB/m)

Site: AC1	Time: 2017/12/20 - 22:38
Limit: FCC_Part15.209_RE(3m)	Engineer: Peter Xu
Probe: BBHA9120D_1GHz_18GHz	Polarity: Horizontal
EUT: AC220m Wi-Fi module ID US	Power: AC 120V/60Hz
Test Mode: Transmit by 802.11n-HT40 at channel 2422MHz Ant 0 + 1 (Beam-forming Mode)	

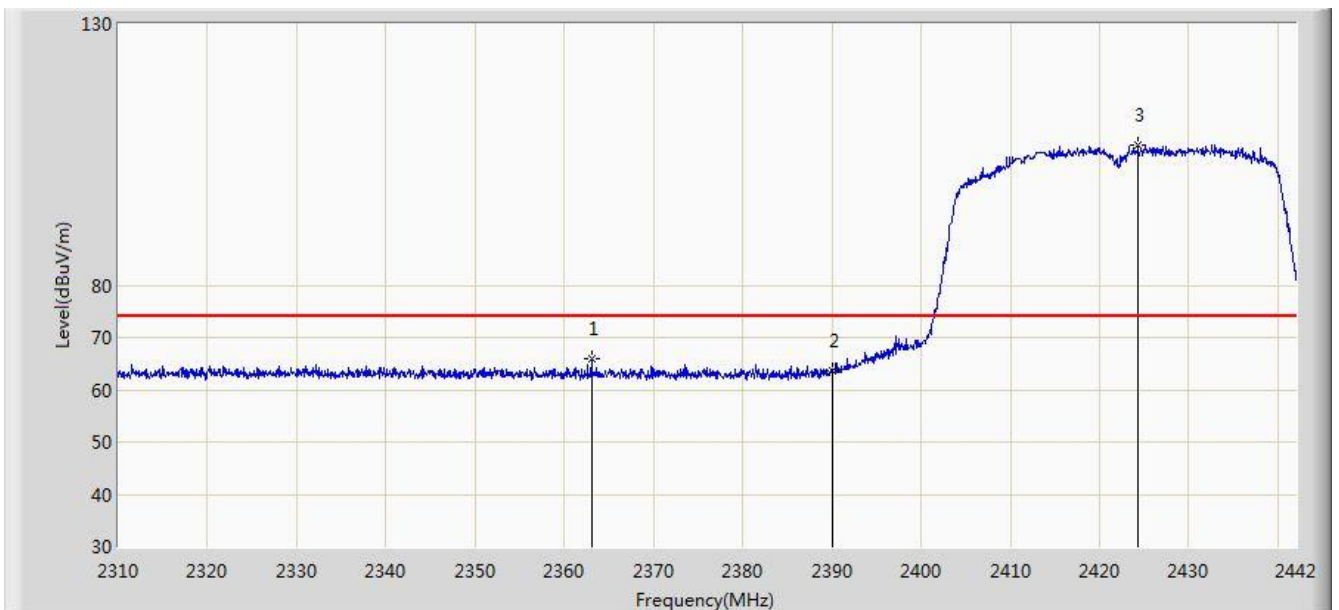


No	Flag	Mark	Frequency (MHz)	Measure Level (dBuV/m)	Reading Level (dBuV)	Margin (dB)	Limit (dBuV/m)	Factor (dB)	Type
1			2390.000	53.098	20.544	-0.902	54.000	32.554	AV
2			2423.850	101.068	68.557	N/A	N/A	32.511	AV

Note: Measure Level (dB $\mu$ V/m) = Reading Level (dB $\mu$ V) + Factor (dB)

Factor (dB) = Cable Loss (dB) + Antenna Factor (dB/m)

Site: AC1	Time: 2017/12/20 - 22:39
Limit: FCC_Part15.209_RE(3m)	Engineer: Peter Xu
Probe: BBHA9120D_1GHz_18GHz	Polarity: Vertical
EUT: AC220m Wi-Fi module ID US	Power: AC 120V/60Hz
Test Mode: Transmit by 802.11n-HT40 at channel 2422MHz Ant 0 + 1 (Beam-forming Mode)	

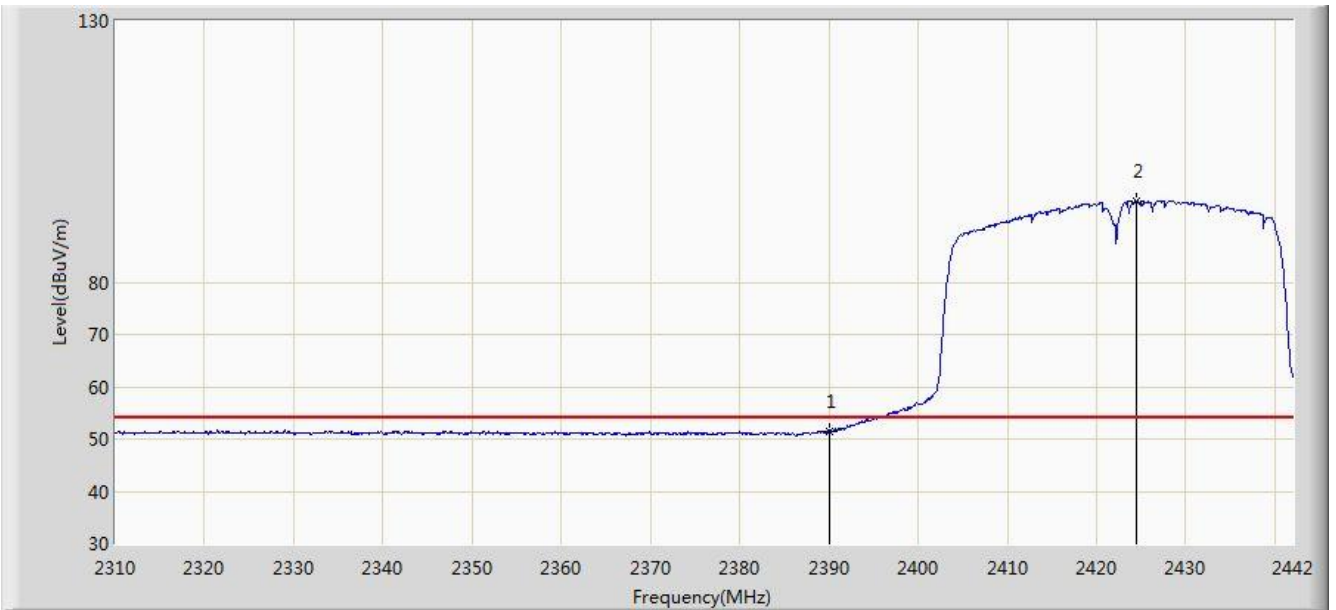


No	Flag	Mark	Frequency (MHz)	Measure Level (dBuV/m)	Reading Level (dBuV)	Margin (dB)	Limit (dBuV/m)	Factor (dB)	Type
1			2363.064	65.980	33.388	-8.020	74.000	32.592	PK
2			2390.000	63.610	31.056	-10.390	74.000	32.554	PK
3			2424.312	106.850	74.339	N/A	N/A	32.511	PK

Note: Measure Level (dB $\mu$ V/m) = Reading Level (dB $\mu$ V) + Factor (dB)

Factor (dB) = Cable Loss (dB) + Antenna Factor (dB/m)

Site: AC1	Time: 2017/12/20 - 22:42
Limit: FCC_Part15.209_RE(3m)	Engineer: Peter Xu
Probe: BBHA9120D_1GHz_18GHz	Polarity: Vertical
EUT: AC220m Wi-Fi module ID US	Power: AC 120V/60Hz
Test Mode: Transmit by 802.11n-HT40 at channel 2422MHz Ant 0 + 1 (Beam-forming Mode)	

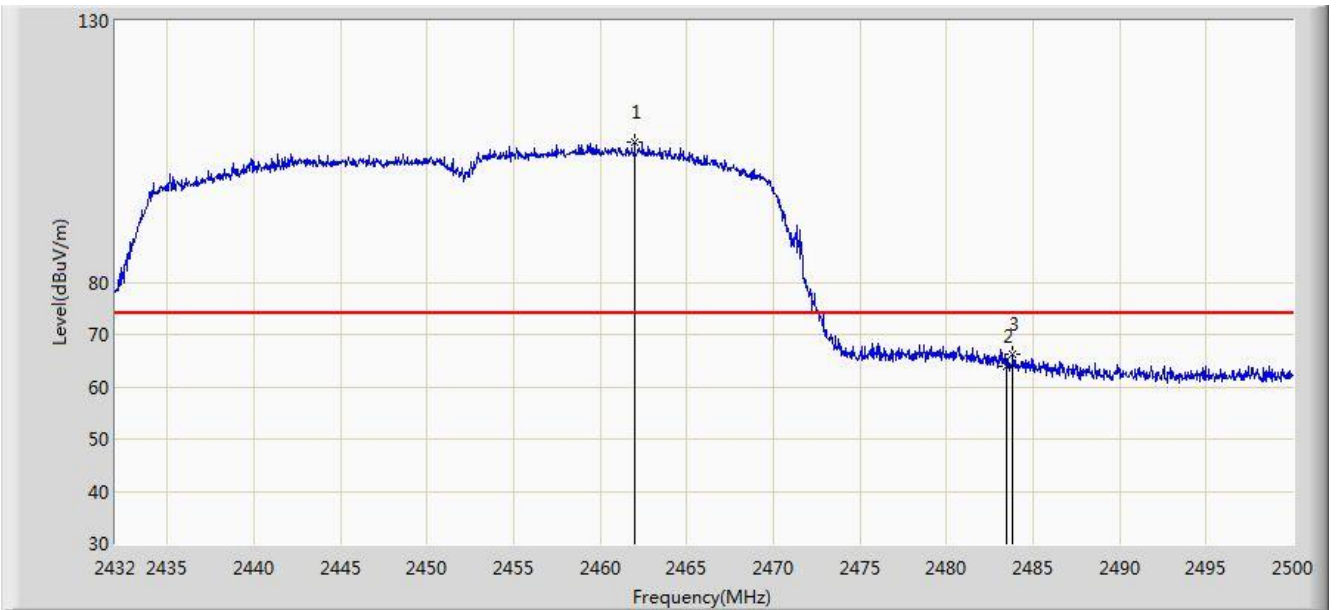


No	Flag	Mark	Frequency (MHz)	Measure Level (dBuV/m)	Reading Level (dBuV)	Margin (dB)	Limit (dBuV/m)	Factor (dB)	Type
1			2390.000	51.585	19.031	-2.415	54.000	32.554	AV
2			2424.510	95.579	63.068	N/A	N/A	32.510	AV

Note: Measure Level (dB $\mu$ V/m) = Reading Level (dB $\mu$ V) + Factor (dB)

Factor (dB) = Cable Loss (dB) + Antenna Factor (dB/m)

Site: AC1	Time: 2017/12/20 - 23:00
Limit: FCC_Part15.209_RE(3m)	Engineer: Peter Xu
Probe: BBHA9120D_1GHz_18GHz	Polarity: Horizontal
EUT: AC220m Wi-Fi module ID US	Power: AC 120V/60Hz
Test Mode: Transmit by 802.11n-HT40 at channel 2452MHz Ant 0 + 1 (Beam-forming Mode)	

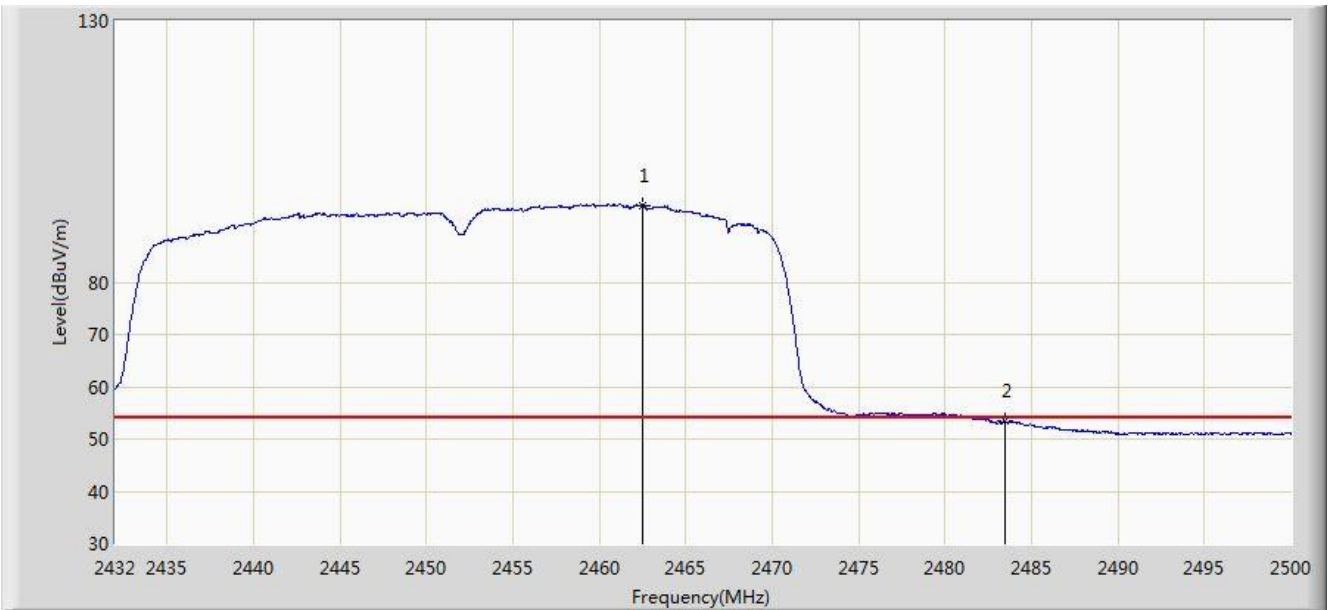


No	Flag	Mark	Frequency (MHz)	Measure Level (dBuV/m)	Reading Level (dBuV)	Margin (dB)	Limit (dBuV/m)	Factor (dB)	Type
1			2461.988	106.709	74.193	N/A	N/A	32.516	PK
2			2483.500	63.914	31.333	-10.086	74.000	32.580	PK
3			2483.850	66.227	33.645	-7.773	74.000	32.582	PK

Note: Measure Level (dB $\mu$ V/m) = Reading Level (dB $\mu$ V) + Factor (dB)

Factor (dB) = Cable Loss (dB) + Antenna Factor (dB/m)

Site: AC1	Time: 2017/12/20 - 22:59
Limit: FCC_Part15.209_RE(3m)	Engineer: Peter Xu
Probe: BBHA9120D_1GHz_18GHz	Polarity: Horizontal
EUT: AC220m Wi-Fi module ID US	Power: AC 120V/60Hz
Test Mode: Transmit by 802.11n-HT40 at channel 2452MHz Ant 0 + 1 (Beam-forming Mode)	



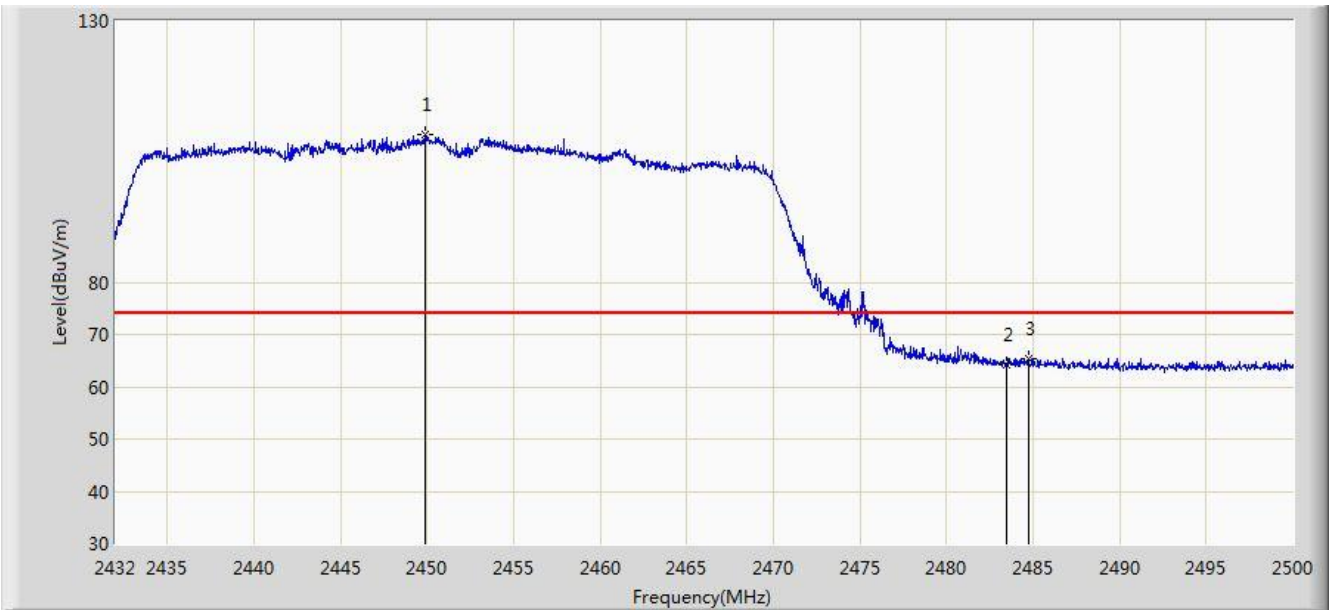
No	Flag	Mark	Frequency (MHz)	Measure Level (dBuV/m)	Reading Level (dBuV)	Margin (dB)	Limit (dBuV/m)	Factor (dB)	Type
1			2462.532	94.759	62.241	N/A	N/A	32.518	AV
2			2483.500	53.415	20.834	-0.585	54.000	32.580	AV

Note: Measure Level (dB $\mu$ V/m) = Reading Level (dB $\mu$ V) + Factor (dB)

Factor (dB) = Cable Loss (dB) + Antenna Factor (dB/m)



Site: AC1	Time: 2017/12/20 - 23:00
Limit: FCC_Part15.209_RE(3m)	Engineer: Peter Xu
Probe: BBHA9120D_1GHz_18GHz	Polarity: Vertical
EUT: AC220m Wi-Fi module ID US	Power: AC 120V/60Hz
Test Mode: Transmit by 802.11n-HT40 at channel 2452MHz Ant 0 + 1 (Beam-forming Mode)	

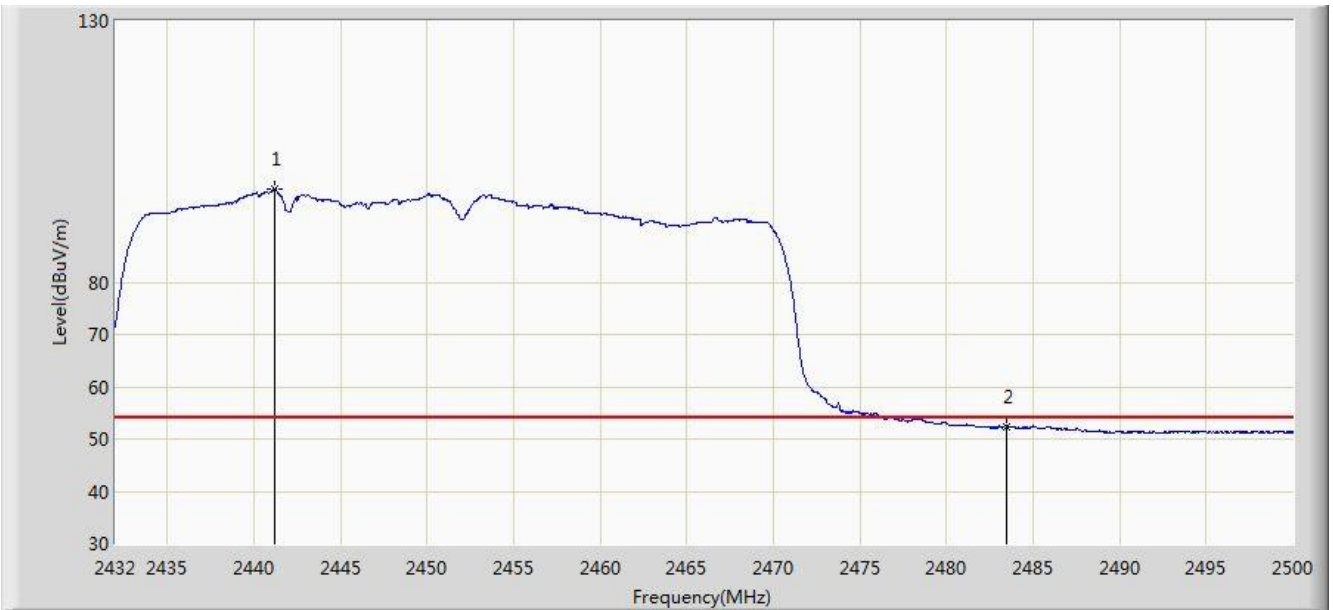


No	Flag	Mark	Frequency (MHz)	Measure Level (dBuV/m)	Reading Level (dBuV)	Margin (dB)	Limit (dBuV/m)	Factor (dB)	Type
1			2449.918	108.294	75.799	N/A	N/A	32.495	PK
2			2483.500	64.330	31.749	-9.670	74.000	32.580	PK
3			2484.734	65.497	32.913	-8.503	74.000	32.584	PK

Note: Measure Level (dB $\mu$ V/m) = Reading Level (dB $\mu$ V) + Factor (dB)

Factor (dB) = Cable Loss (dB) + Antenna Factor (dB/m)

Site: AC1	Time: 2017/12/20 - 23:03
Limit: FCC_Part15.209_RE(3m)	Engineer: Peter Xu
Probe: BBHA9120D_1GHz_18GHz	Polarity: Vertical
EUT: AC220m Wi-Fi module ID US	Power: AC 120V/60Hz
Test Mode: Transmit by 802.11n-HT40 at channel 2452MHz Ant 0 + 1 (Beam-forming Mode)	



No	Flag	Mark	Frequency (MHz)	Measure Level (dBuV/m)	Reading Level (dBuV)	Margin (dB)	Limit (dBuV/m)	Factor (dB)	Type
1			2441.214	97.863	65.372	N/A	N/A	32.491	AV
2			2483.500	52.432	19.851	-1.568	54.000	32.580	AV

Note: Measure Level (dB $\mu$ V/m) = Reading Level (dB $\mu$ V) + Factor (dB)

Factor (dB) = Cable Loss (dB) + Antenna Factor (dB/m)

## 7.8. AC Conducted Emissions Measurement

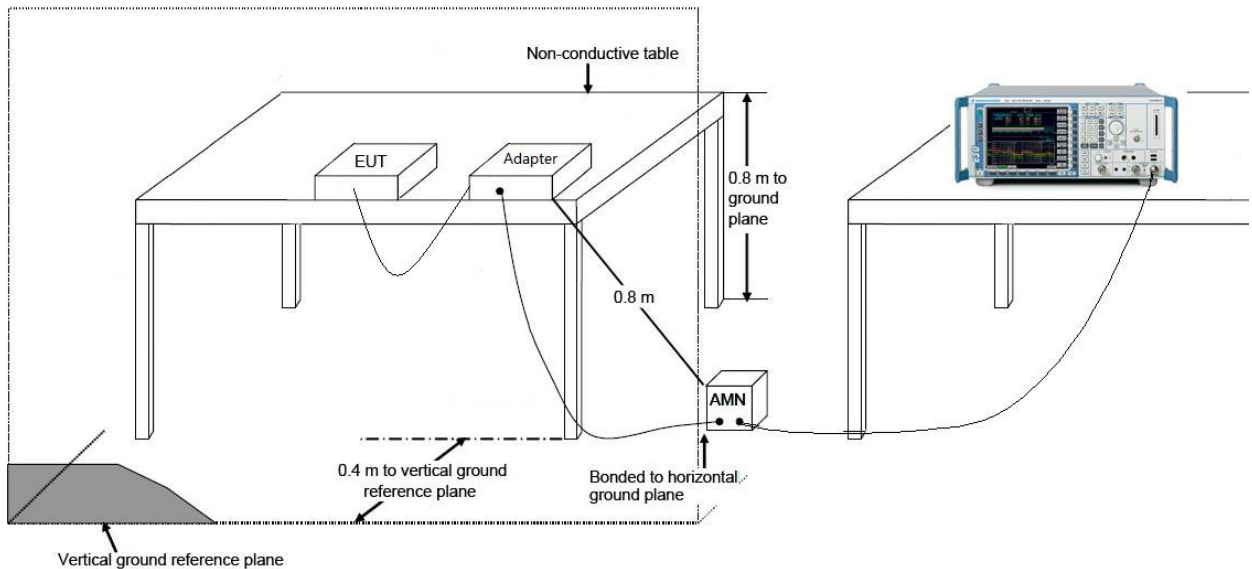
### 7.8.1. Test Limit

FCC 15.207 Limits		
Frequency (MHz)	QP (dBuV)	AV (dBuV)
0.15 ~ 0.50	66 ~ 56	56 ~ 46
0.50 ~ 5.0	56	46
5.0 ~ 30	60	50

Note 1: The lower limit shall apply at the transition frequencies.

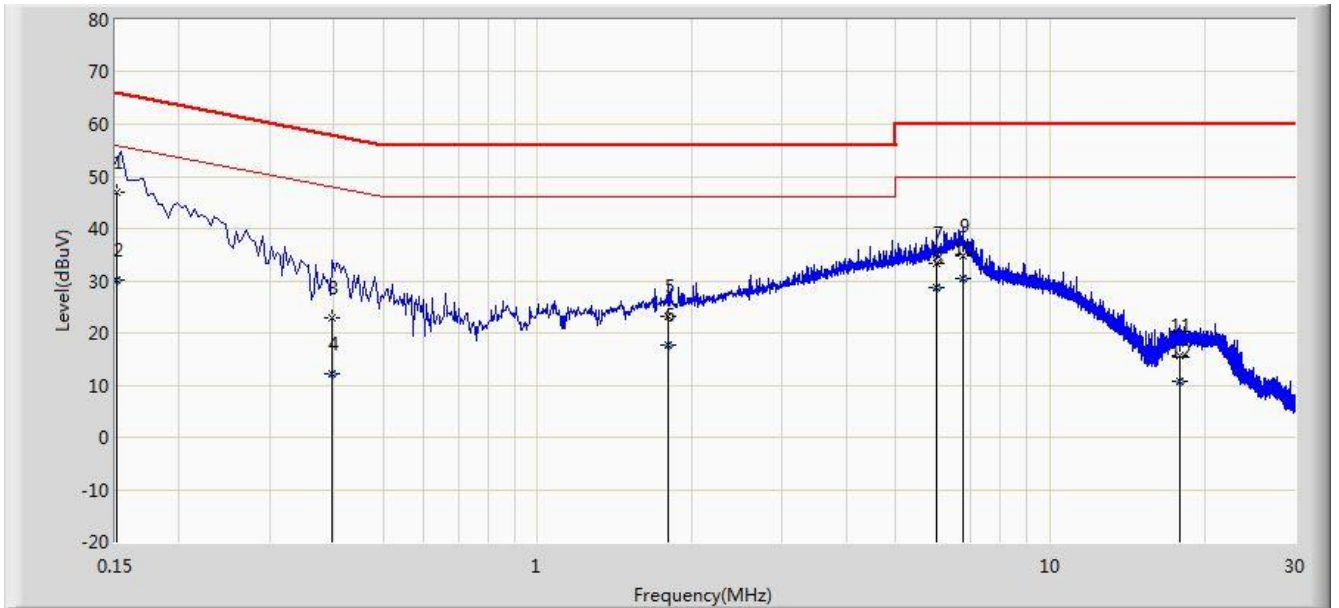
Note 2: The limit decreases linearly with the logarithm of the frequency in the range 0.15MHz to 0.5MHz.

### 7.8.2. Test Setup



### 7.8.3. Test Result

Site: SR2	Time: 2017/12/25 - 14:45
Limit: FCC_Part15.207_CE_AC Power	Engineer: Peter Xu
Probe: ENV216_101683_Filter On	Polarity: Line
EUT: AC220m Wi-Fi module ID US	Power: AC 120V/60Hz
Test Mode 1	

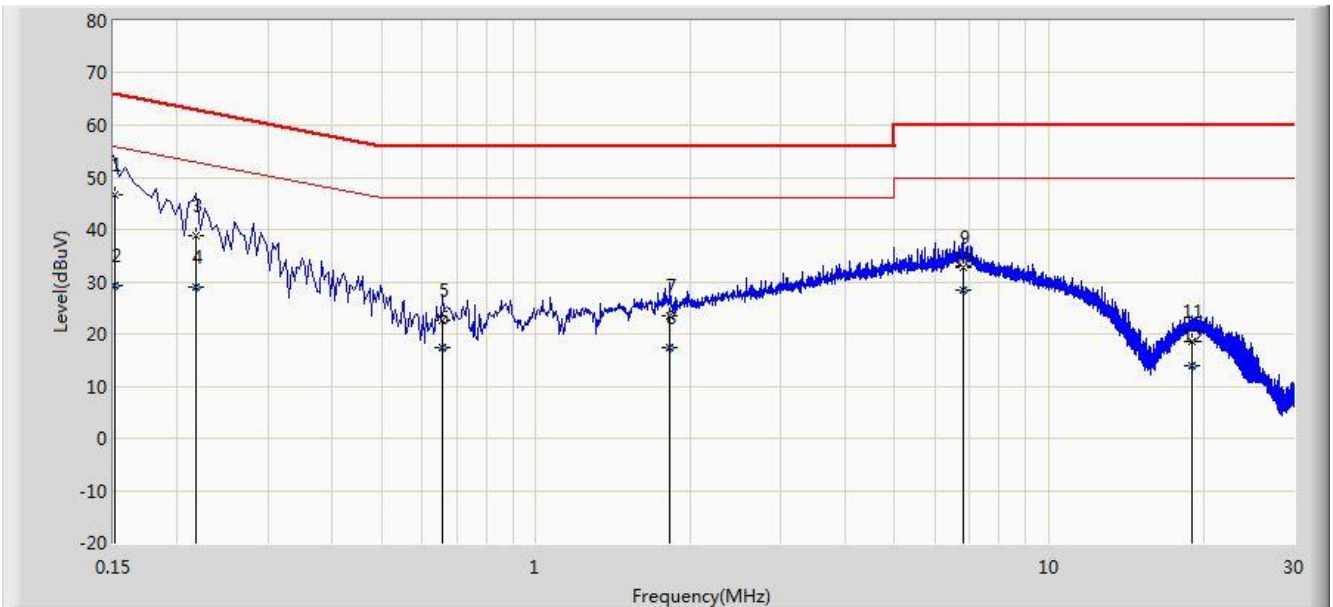


No	Flag	Mark	Frequency (MHz)	Measure Level (dBuV)	Reading Level (dBuV)	Margin (dB)	Limit (dBuV)	Factor (dB)	Type
1			0.151	46.920	35.800	-19.025	65.945	11.120	QP
2			0.151	30.220	19.100	-25.725	55.945	11.120	AV
3			0.398	22.778	12.739	-35.117	57.895	10.040	QP
4			0.398	12.061	2.021	-35.834	47.895	10.040	AV
5			1.802	23.149	13.281	-32.851	56.000	9.868	QP
6			1.802	17.812	7.944	-28.188	46.000	9.868	AV
7			6.014	33.232	23.466	-26.768	60.000	9.766	QP
8			6.014	28.679	18.913	-21.321	50.000	9.766	AV
9			6.758	34.870	25.092	-25.130	60.000	9.778	QP
10			6.758	30.414	20.636	-19.586	50.000	9.778	AV
11			17.946	15.549	5.561	-44.451	60.000	9.987	QP
12			17.946	10.805	0.818	-39.195	50.000	9.987	AV

Note: Measure Level (dBμV) = Reading Level (dBμV) + Factor (dB)

Factor (dB) = Cable Loss (dB) + LISN Factor (dB)

Site: SR2	Time: 2017/12/25 - 14:50
Limit: FCC_Part15.207_CE_AC Power	Engineer: Peter Xu
Probe: ENV216_101683_Filter On	Polarity: Neutral
EUT: AC220m Wi-Fi module ID US	Power: AC 120V/60Hz
Test Mode 1	



No	Flag	Mark	Frequency (MHz)	Measure Level (dBuV)	Reading Level (dBuV)	Margin (dB)	Limit (dBuV)	Factor (dB)	Type
1			0.151	46.732	35.600	-19.213	65.945	11.132	QP
2			0.151	29.232	18.100	-26.713	55.945	11.132	AV
3			0.218	38.848	28.900	-24.047	62.895	9.948	QP
4			0.218	29.048	19.100	-23.847	52.895	9.948	AV
5			0.658	22.740	12.696	-33.260	56.000	10.045	QP
6			0.658	17.283	7.239	-28.717	46.000	10.045	AV
7			1.826	23.479	13.616	-32.521	56.000	9.864	QP
8			1.826	17.458	7.595	-28.542	46.000	9.864	AV
9			6.822	32.700	22.897	-27.300	60.000	9.803	QP
10			6.822	28.282	18.479	-21.718	50.000	9.803	AV
11			18.954	18.489	8.427	-41.511	60.000	10.062	QP
12			18.954	13.794	3.733	-36.206	50.000	10.062	AV

Note: Measure Level (dBμV) = Reading Level (dBμV) + Factor (dB)

Factor (dB) = Cable Loss (dB) + LISN Factor (dB)

## 8. CONCLUSION

The data collected relate only the item(s) tested and show that the **AC220m Wi-Fi module ID US, FCC ID: 2AD8UFZCWM2B1** is in compliance with FCC Rules.

---

The End