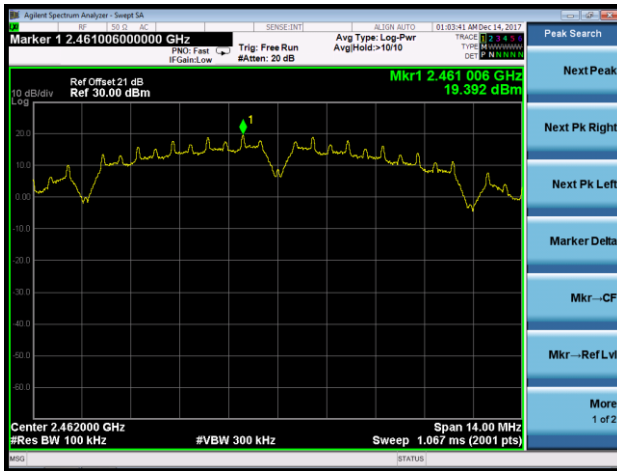


Channel 11 (2462MHz)

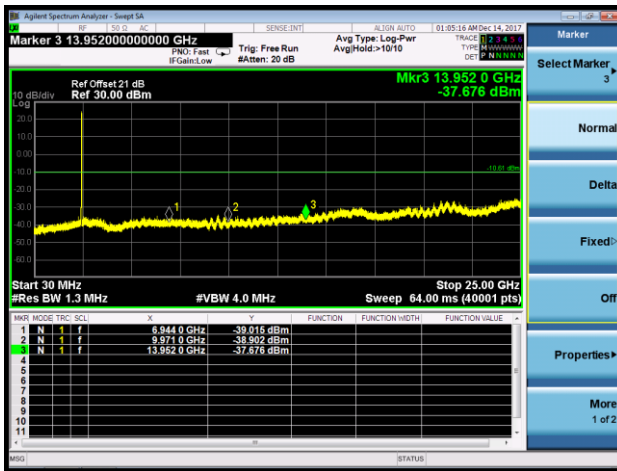
100kHz PSD reference Level



High Band Edge



Spurious Emission



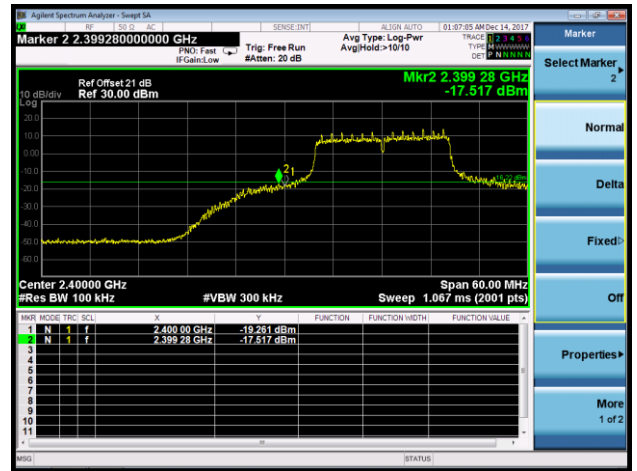
802.11g Out-of-Band Emissions - Ant 1

Channel 01 (2412MHz)

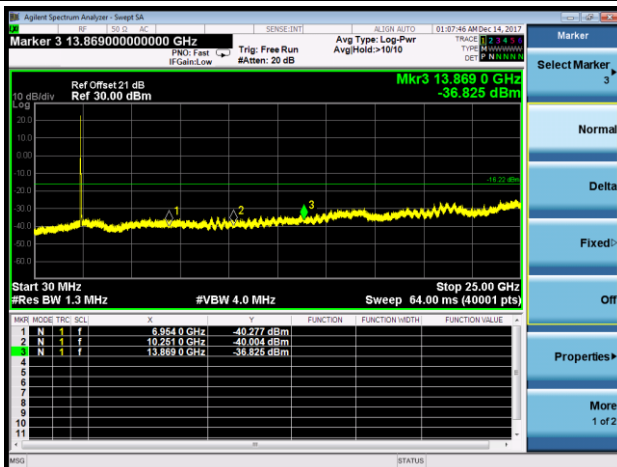
100kHz PSD reference Level



Low Band Edge

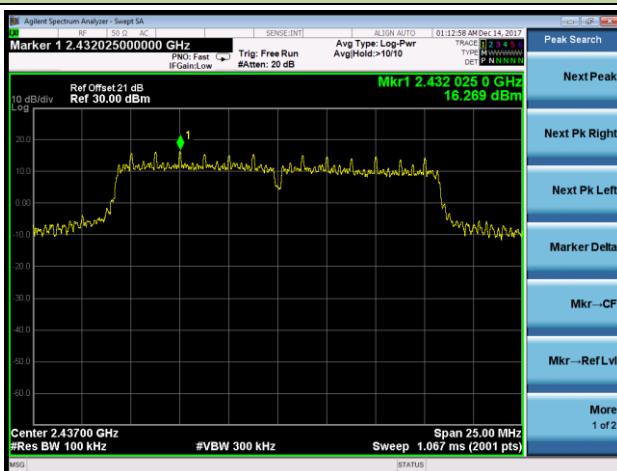


Spurious Emission

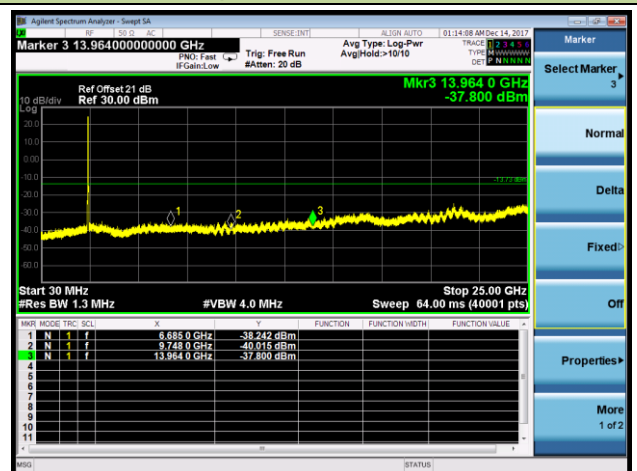


Channel 06 (2437MHz)

100kHz PSD reference Level

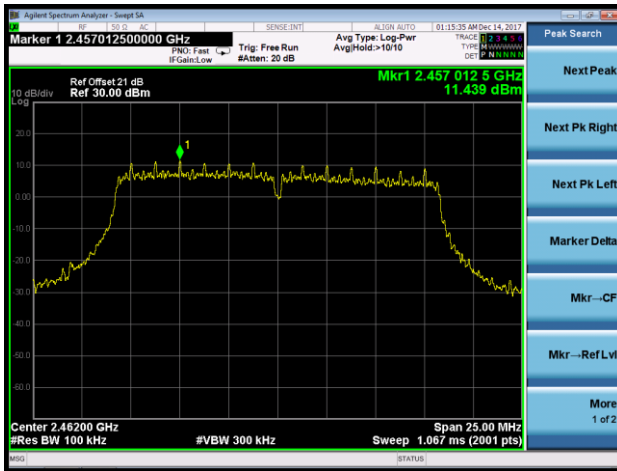


Spurious Emission

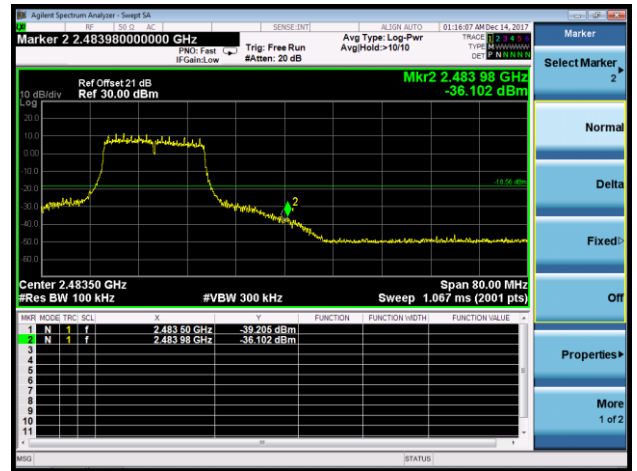


Channel 11 (2462MHz)

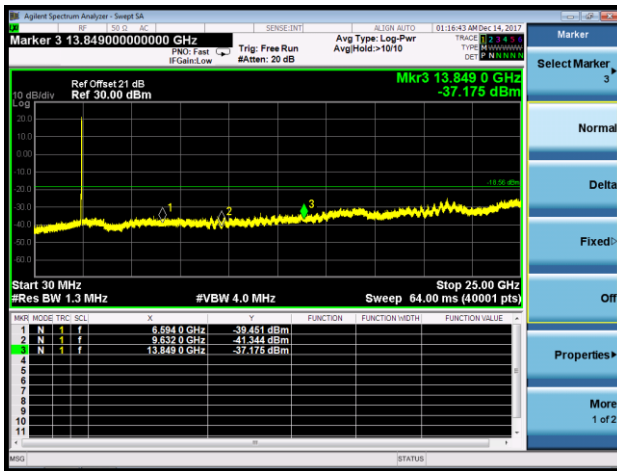
100kHz PSD reference Level



High Band Edge



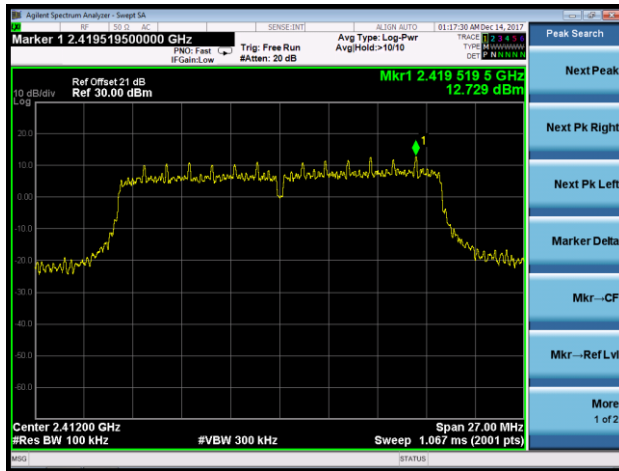
Spurious Emission



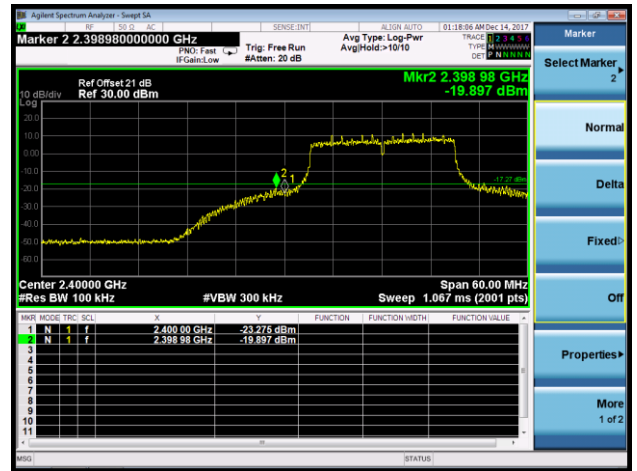
802.11n-HT20 Out-of-Band Emissions - Ant 1

Channel 01 (2412MHz)

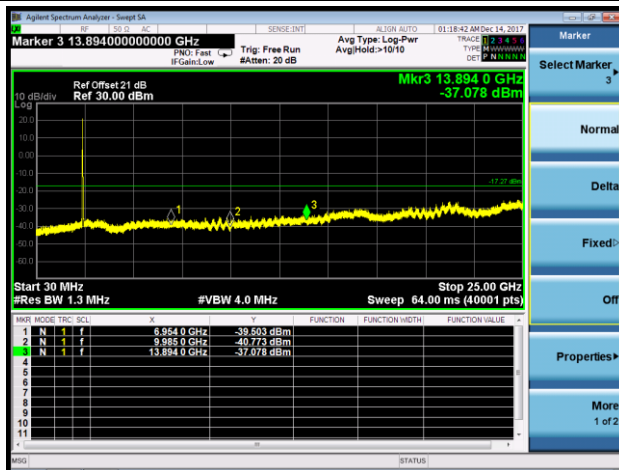
100kHz PSD reference Level



Low Band Edge

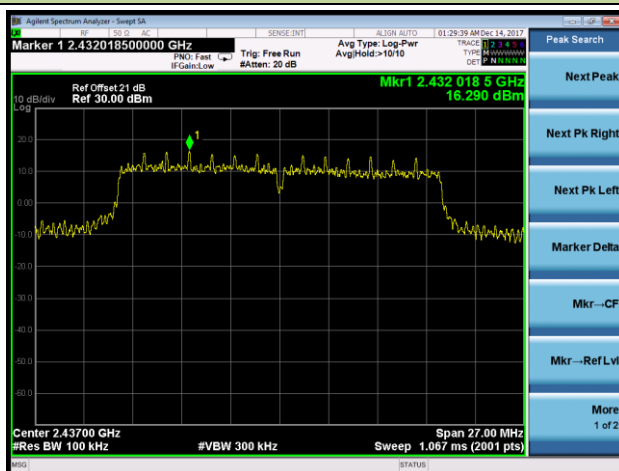


Spurious Emission

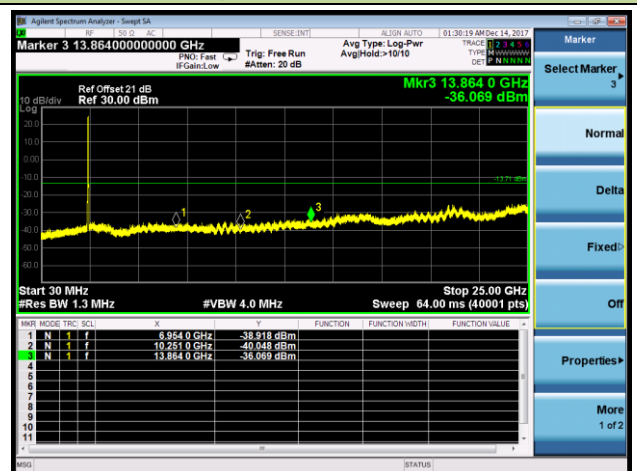


Channel 06 (2437MHz)

100kHz PSD reference Level

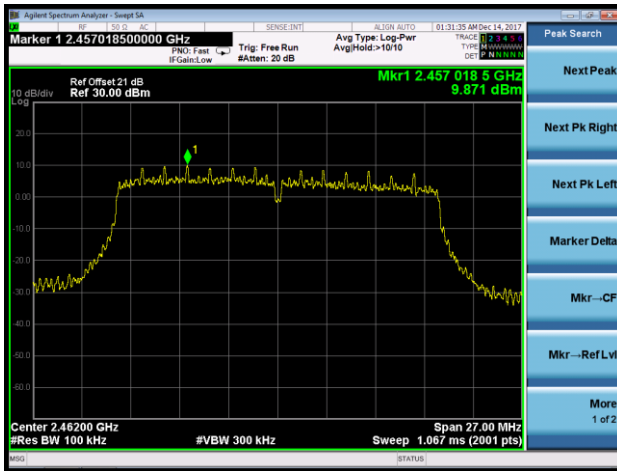


Spurious Emission

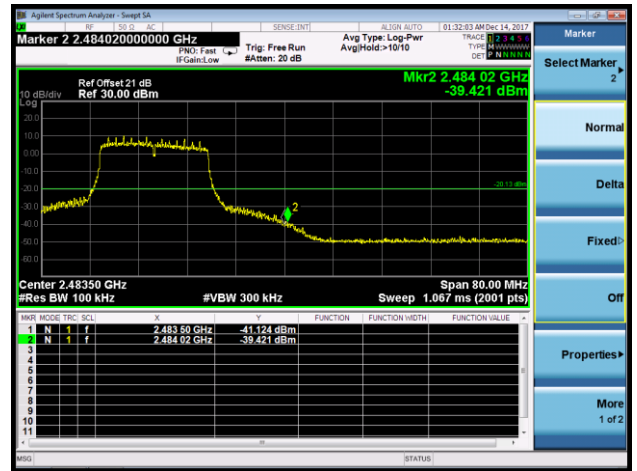


Channel 11 (2462MHz)

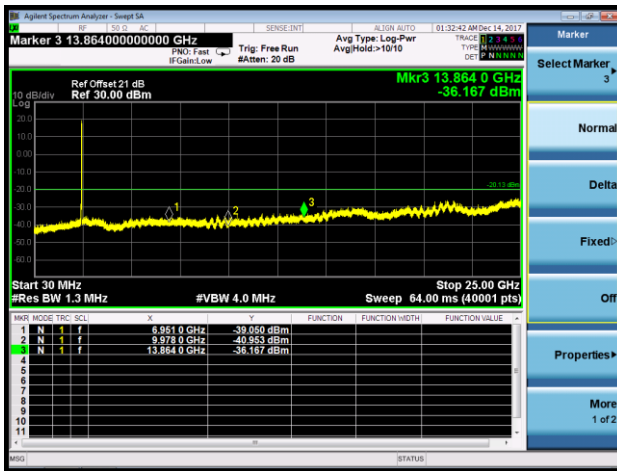
100kHz PSD reference Level



High Band Edge



Spurious Emission



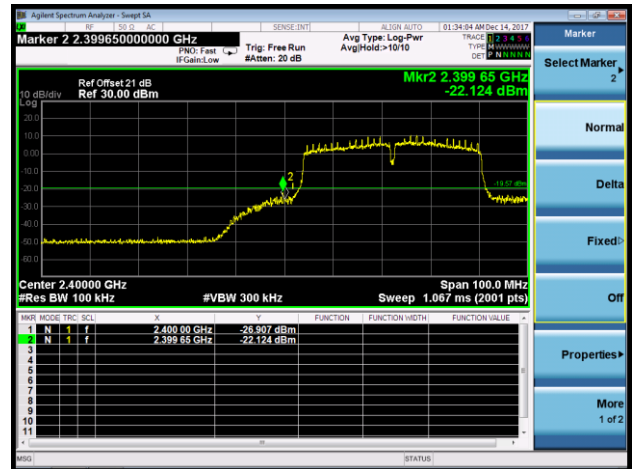
802.11n-HT40 Out-of-Band Emissions - Ant 1

Channel 03 (2422MHz)

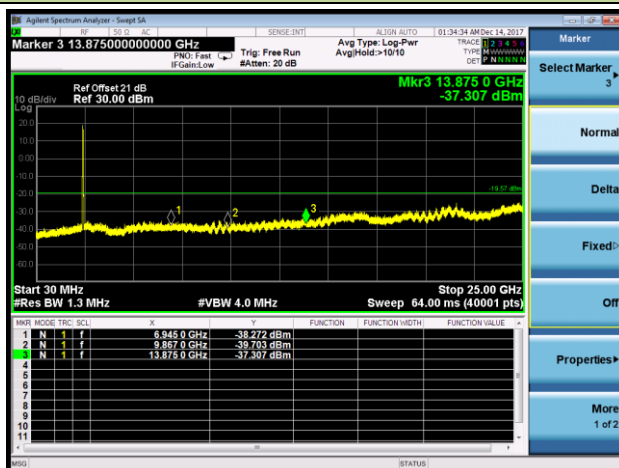
100kHz PSD reference Level



Low Band Edge



Spurious Emission

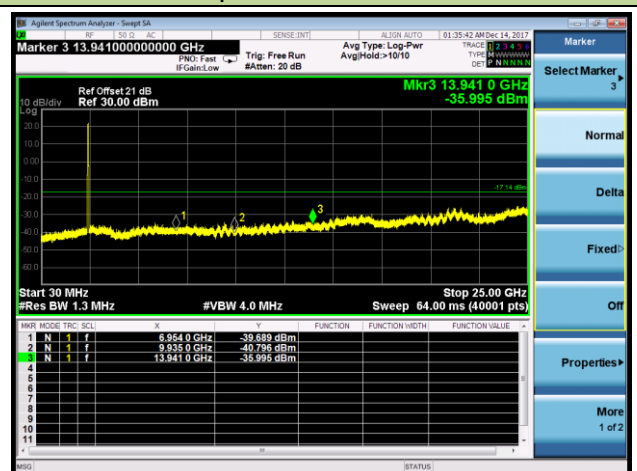


Channel 06 (2437MHz)

100kHz PSD reference Level



Spurious Emission

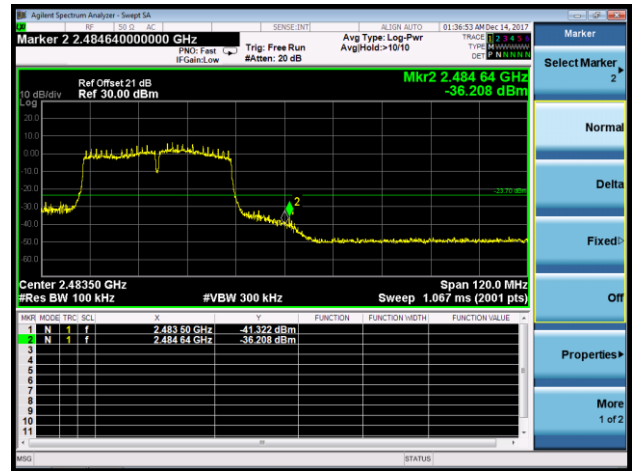


Channel 09 (2452MHz)

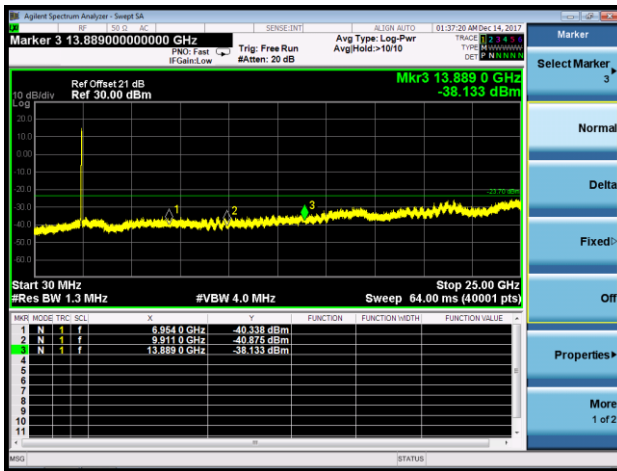
100kHz PSD reference Level



High Band Edge



Spurious Emission



7.6. Radiated Spurious Emission Measurement

7.6.1. Test Limit

All out of band emissions appearing in a restricted band as specified in Section 15.205 of the Title 47 CFR must not exceed the limits shown in Table per Section 15.209.

FCC Part 15 Subpart C Paragraph 15.209		
Frequency [MHz]	Field Strength [uV/m]	Measured Distance [Meters]
0.009 - 0.490	2400/F (kHz)	300
0.490 - 1.705	24000/F (kHz)	30
1.705 - 30	30	30
30 - 88	100	3
88 - 216	150	3
216 - 960	200	3
Above 960	500	3

7.6.2. Test Procedure Used

ANSI C63.10 Section 6.3 (General Requirements)

ANSI C63.10 Section 6.4 (Standard test method below 30MHz)

ANSI C63.10 Section 6.5 (Standard test method above 30MHz to 1GHz)

ANSI C63.10 Section 6.6 (Standard test method above 1GHz)

7.6.3. Test Setting

Peak Field Strength Measurements

1. Analyzer center frequency was set to the frequency of the radiated spurious emission of interest
2. RBW = as specified in Table 1
3. VBW = 3MHz
4. Detector = peak

5. Sweep time = auto couple
6. Trace mode = max hold
7. Trace was allowed to stabilize

Table 1 - RBW as a function of frequency

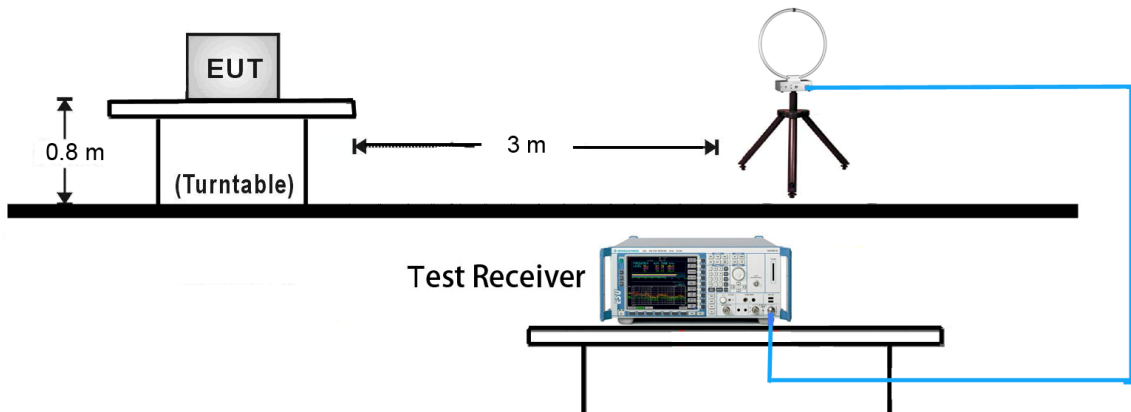
Frequency	RBW
9 ~ 150 kHz	200 ~ 300 Hz
0.15 ~ 30 MHz	9 ~ 10 kHz
30 ~ 1000 MHz	100 ~ 120 kHz
> 1000 MHz	1 MHz

Average Field Strength Measurements

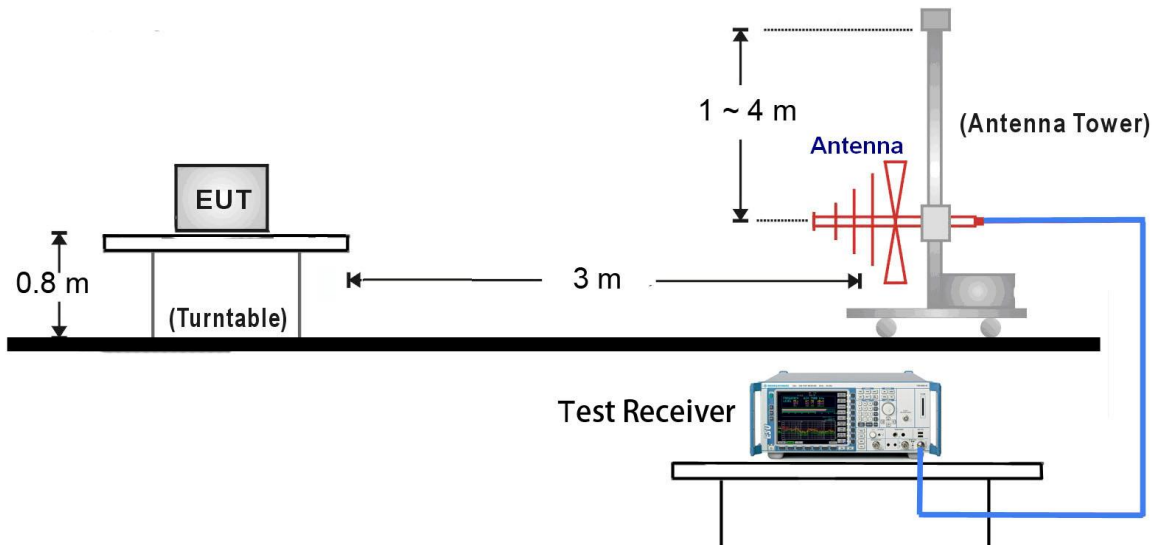
1. Analyzer center frequency was set to the frequency of the radiated spurious emission of interest
2. RBW = 1MHz
3. VBW \geq 1/T
4. De As an alternative, the instrument may be set to linear detector mode. Ensure that video filtering is applied in linear voltage domain (rather than in a log or dB domain). Some instruments require linear display mode in order to accomplish this. Others have a setting for Average-VBW Type, which can be set to "Voltage" regardless of the display mode
5. Detector = Peak
6. Sweep time = auto
7. Trace mode = max hold
8. Allow max hold to run for at least 50 times (1/duty cycle) traces

7.6.4. Test Setup

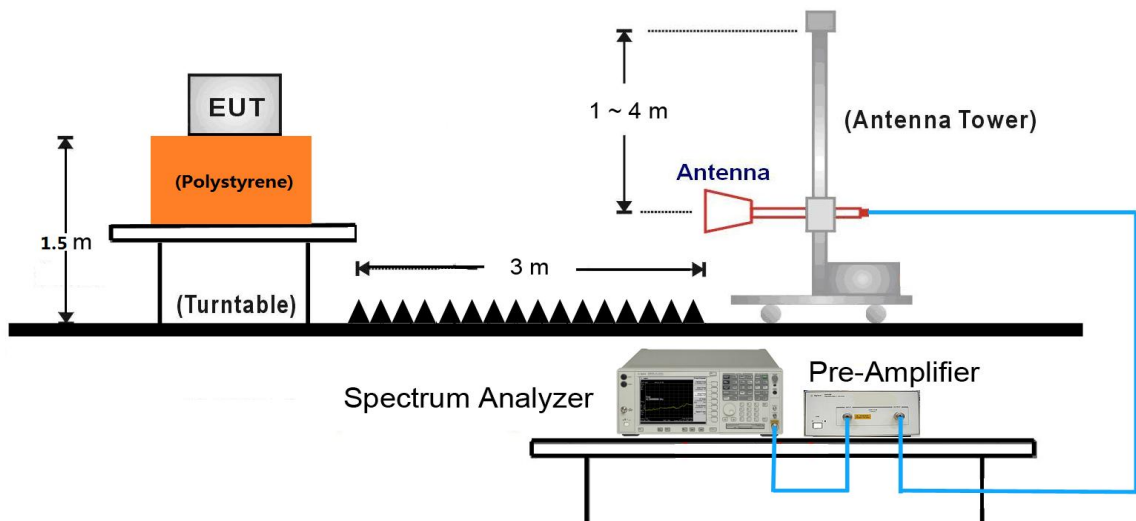
9kHz ~ 30MHz Test Setup:



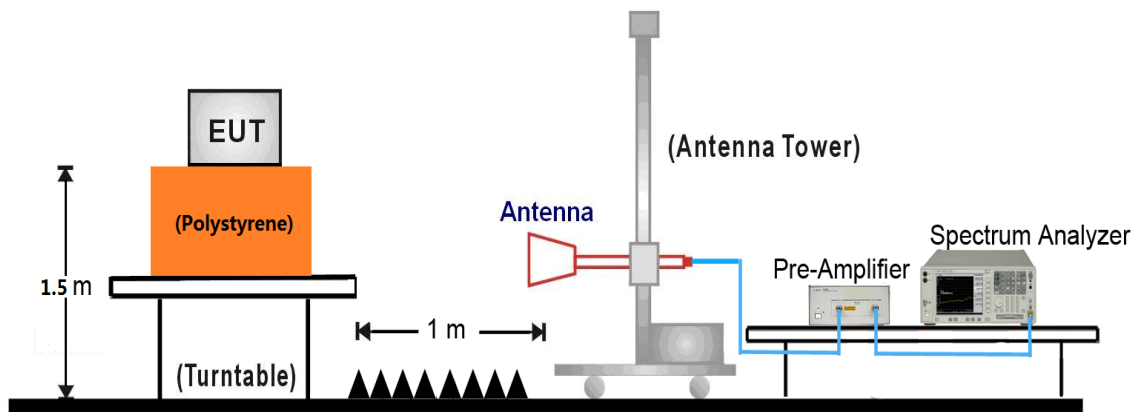
30MHz ~ 1GHz Test Setup:



1GHz ~ 18GHz Test Setup:



18GHz ~25GHz Test Setup:



7.6.5. Test Result

Product	AC220m Wi-Fi module ID US	Temperature	26°C
Test Engineer	Peter Xu	Relative Humidity	56%
Test Site	AC1	Test Date	2017/12/16
Test Mode:	802.11b - Ant 0	Test Channel:	01
Remark:	1. Average measurement was not performed if peak level lower than average limit. 2. Other frequency was 20dB below limit line within 1-18GHz, there is not show in the report.		

Mark	Frequency (MHz)	Reading Level (dBμV)	Factor (dB)	Measure Level (dBμV/m)	Limit (dBμV/m)	Margin (dB)	Detector	Polarization
	7689.5	36.2	12.4	48.6	74.0	-25.4	Peak	Horizontal
	11072.5	34.3	18.6	52.9	74.0	-21.1	Peak	Horizontal
*	13733.0	31.1	22.0	53.1	90.5	-37.4	Peak	Horizontal
*	16512.5	30.5	21.9	52.5	90.5	-38.0	Peak	Horizontal
	7417.5	36.5	12.6	49.2	74.0	-24.8	Peak	Vertical
	11251.0	32.9	18.8	51.6	74.0	-22.4	Peak	Vertical
*	13529.0	31.4	21.8	53.3	90.5	-37.2	Peak	Vertical
*	16470.0	31.7	21.7	53.4	90.5	-37.1	Peak	Vertical

Note 1: "*" is not in restricted band, its limit is 30dBc of the fundamental emission level (120.5dBμV/m) or 15.209 which is higher.

Note 2: Measure Level (dBμV/m) = Reading Level (dBμV) + Factor (dB)

Factor (dB) = Cable Loss (dB) + Antenna Factor (dB/m) - Pre_Amplifier Gain (dB)

Product	AC220m Wi-Fi module ID US	Temperature	26°C
Test Engineer	Peter Xu	Relative Humidity	56%
Test Site	AC1	Test Date	2017/12/16
Test Mode:	802.11b - Ant 0	Test Channel:	06
Remark:	1. Average measurement was not performed if peak level lower than average limit. 2. Other frequency was 20dB below limit line within 1-18GHz, there is not show in the report.		

Mark	Frequency (MHz)	Reading Level (dBμV)	Factor (dB)	Measure Level (dBμV/m)	Limit (dBμV/m)	Margin (dB)	Detector	Polarization
	4850.5	38.5	3.7	42.2	74.0	-31.8	Peak	Horizontal
	8242.0	37.1	11.9	49.0	74.0	-25.0	Peak	Horizontal
*	13826.5	30.6	22.2	52.8	95.2	-42.4	Peak	Horizontal
*	16495.5	30.1	21.9	51.9	95.2	-43.3	Peak	Horizontal
	7502.5	34.3	12.8	47.1	74.0	-26.9	Peak	Vertical
	9746.5	38.0	14.8	52.8	74.0	-21.2	Peak	Vertical
*	11761.0	33.4	18.9	52.3	95.2	-42.9	Peak	Vertical
*	14064.5	30.3	22.7	53.0	95.2	-42.2	Peak	Vertical

Note 1: "*" is not in restricted band, its limit is 30dBc of the fundamental emission level (125.2dBμV/m) or 15.209 which is higher.

Note 2: Measure Level (dBμV/m) = Reading Level (dBμV) + Factor (dB)

Factor (dB) = Cable Loss (dB) + Antenna Factor (dB/m) - Pre_Amplifier Gain (dB)

Product	AC220m Wi-Fi module ID US	Temperature	26°C
Test Engineer	Peter Xu	Relative Humidity	56%
Test Site	AC1	Test Date	2017/12/16
Test Mode:	802.11b - Ant 0	Test Channel:	11
Remark:	1. Average measurement was not performed if peak level lower than average limit. 2. Other frequency was 20dB below limit line within 1-18GHz, there is not show in the report.		

Mark	Frequency (MHz)	Reading Level (dBμV)	Factor (dB)	Measure Level (dBμV/m)	Limit (dBμV/m)	Margin (dB)	Detector	Polarization
	4587.0	39.9	3.1	43.0	74.0	-31.0	Peak	Horizontal
	6457.0	37.8	8.1	45.9	74.0	-28.1	Peak	Horizontal
*	11769.5	33.2	18.8	52.0	88.9	-36.9	Peak	Horizontal
*	16495.5	30.3	21.9	52.2	88.9	-36.7	Peak	Horizontal
	3669.0	42.8	0.1	42.8	74.0	-31.2	Peak	Vertical
	7749.0	37.2	12.4	49.6	74.0	-24.4	Peak	Vertical
*	14098.5	30.0	22.9	52.8	88.9	-36.1	Peak	Vertical
*	16572.0	29.6	22.3	51.9	88.9	-37.0	Peak	Vertical

Note 1: "*" is not in restricted band, its limit is 30dBc of the fundamental emission level (118.9dBμV/m) or 15.209 which is higher.

Note 2: Measure Level (dBμV/m) = Reading Level (dBμV) + Factor (dB)

Factor (dB) = Cable Loss (dB) + Antenna Factor (dB/m) - Pre_Amplifier Gain (dB)

Product	AC220m Wi-Fi module ID US	Temperature	26°C
Test Engineer	Peter Xu	Relative Humidity	56%
Test Site	AC1	Test Date	2017/12/16
Test Mode:	802.11g - Ant 0	Test Channel:	01
Remark:	1. Average measurement was not performed if peak level lower than average limit. 2. Other frequency was 20dB below limit line within 1-18GHz, there is not show in the report.		

Mark	Frequency (MHz)	Reading Level (dBμV)	Factor (dB)	Measure Level (dBμV/m)	Limit (dBμV/m)	Margin (dB)	Detector	Polarization
	7494.0	35.6	12.8	48.5	74.0	-25.5	Peak	Horizontal
	11540.0	31.0	19.4	50.5	74.0	-23.5	Peak	Horizontal
*	14047.5	29.9	22.7	52.6	89.0	-36.4	Peak	Horizontal
*	16427.5	29.7	21.6	51.2	89.0	-37.8	Peak	Horizontal
	3669.0	41.3	0.1	41.4	74.0	-32.6	Peak	Vertical
	7468.5	36.6	12.8	49.4	74.0	-24.7	Peak	Vertical
*	14039.0	30.1	22.7	52.8	89.0	-36.2	Peak	Vertical
*	16818.5	28.6	23.8	52.5	89.0	-36.5	Peak	Vertical

Note 1: "*" is not in restricted band, its limit is 30dBc of the fundamental emission level (119.0dBμV/m) or 15.209 which is higher.

Note 2: Measure Level (dBμV/m) = Reading Level (dBμV) + Factor (dB)

Factor (dB) = Cable Loss (dB) + Antenna Factor (dB/m) - Pre_Amplifier Gain (dB)

Product	AC220m Wi-Fi module ID US	Temperature	26°C
Test Engineer	Peter Xu	Relative Humidity	56%
Test Site	AC1	Test Date	2017/12/16
Test Mode:	802.11g - Ant 0	Test Channel:	06
Remark:	1. Average measurement was not performed if peak level lower than average limit. 2. Other frequency was 20dB below limit line within 1-18GHz, there is not show in the report.		

Mark	Frequency (MHz)	Reading Level (dBμV)	Factor (dB)	Measure Level (dBμV/m)	Limit (dBμV/m)	Margin (dB)	Detector	Polarization
	5071.5	38.3	4.1	42.4	74.0	-31.6	Peak	Horizontal
	7366.5	36.1	12.5	48.5	74.0	-25.5	Peak	Horizontal
*	14030.5	30.4	22.7	53.1	94.3	-41.2	Peak	Horizontal
*	16589.0	30.0	22.4	52.4	94.3	-41.9	Peak	Horizontal
	3669.0	41.4	0.1	41.5	74.0	-32.5	Peak	Vertical
	7477.0	35.5	12.8	48.4	74.0	-25.6	Peak	Vertical
*	14175.0	30.1	23.1	53.2	94.3	-41.1	Peak	Vertical
*	16580.5	29.5	22.3	51.8	94.3	-42.5	Peak	Vertical

Note 1: "*" is not in restricted band, its limit is 30dBc of the fundamental emission level (124.3dBμV/m) or 15.209 which is higher.

Note 2: Measure Level (dBμV/m) = Reading Level (dBμV) + Factor (dB)

Factor (dB) = Cable Loss (dB) + Antenna Factor (dB/m) - Pre_Amplifier Gain (dB)

Product	AC220m Wi-Fi module ID US	Temperature	26°C
Test Engineer	Peter Xu	Relative Humidity	56%
Test Site	AC1	Test Date	2017/12/16
Test Mode:	802.11g - Ant 0	Test Channel:	11
Remark:	1. Average measurement was not performed if peak level lower than average limit. 2. Other frequency was 20dB below limit line within 1-18GHz, there is not show in the report.		

Mark	Frequency (MHz)	Reading Level (dBμV)	Factor (dB)	Measure Level (dBμV/m)	Limit (dBμV/m)	Margin (dB)	Detector	Polarization
	4791.0	38.6	3.7	42.3	74.0	-31.7	Peak	Horizontal
	7570.5	35.5	12.8	48.3	74.0	-25.7	Peak	Horizontal
*	14183.5	30.0	23.1	53.1	85.8	-32.7	Peak	Horizontal
*	16580.5	30.1	22.3	52.4	85.8	-33.4	Peak	Horizontal
	3669.0	42.4	0.1	42.5	74.0	-31.5	Peak	Vertical
	7409.0	34.8	12.6	47.5	74.0	-26.5	Peak	Vertical
*	14081.5	29.9	22.8	52.7	85.8	-33.1	Peak	Vertical
*	16682.5	29.3	22.9	52.2	85.8	-33.6	Peak	Vertical

Note 1: "*" is not in restricted band, its limit is 30dBc of the fundamental emission level (115.8dBμV/m) or 15.209 which is higher.

Note 2: Measure Level (dBμV/m) = Reading Level (dBμV) + Factor (dB)

Factor (dB) = Cable Loss (dB) + Antenna Factor (dB/m) - Pre_Amplifier Gain (dB)

Product	AC220m Wi-Fi module ID US	Temperature	26°C
Test Engineer	Peter Xu	Relative Humidity	56%
Test Site	AC1	Test Date	2017/12/16
Test Mode:	802.11n-HT20 - Ant 0	Test Channel:	01
Remark:	1. Average measurement was not performed if peak level lower than average limit. 2. Other frequency was 20dB below limit line within 1-18GHz, there is not show in the report.		

Mark	Frequency (MHz)	Reading Level (dBμV)	Factor (dB)	Measure Level (dBμV/m)	Limit (dBμV/m)	Margin (dB)	Detector	Polarization
	4825.0	38.0	3.7	41.7	74.0	-32.3	Peak	Horizontal
	7587.5	35.8	12.8	48.6	74.0	-25.4	Peak	Horizontal
*	10554.0	35.0	17.7	52.7	88.1	-35.4	Peak	Horizontal
*	16470.0	29.8	21.7	51.5	88.1	-36.6	Peak	Horizontal
	3669.0	40.6	0.1	40.7	74.0	-33.3	Peak	Vertical
	7069.0	36.7	11.2	47.9	74.0	-26.1	Peak	Vertical
*	11642.0	32.5	19.4	51.9	88.1	-36.2	Peak	Vertical
*	14039.0	29.8	22.7	52.5	88.1	-35.6	Peak	Vertical

Note 1: "*" is not in restricted band, its limit is 30dBc of the fundamental emission level (118.1dBμV/m) or 15.209 which is higher.

Note 2: Measure Level (dBμV/m) = Reading Level (dBμV) + Factor (dB)

Factor (dB) = Cable Loss (dB) + Antenna Factor (dB/m) - Pre_Amplifier Gain (dB)

Product	AC220m Wi-Fi module ID US	Temperature	26°C
Test Engineer	Peter Xu	Relative Humidity	56%
Test Site	AC1	Test Date	2017/12/16
Test Mode:	802.11n-HT20 - Ant 0	Test Channel:	06
Remark:	1. Average measurement was not performed if peak level lower than average limit. 2. Other frequency was 20dB below limit line within 1-18GHz, there is not show in the report.		

Mark	Frequency (MHz)	Reading Level (dBμV)	Factor (dB)	Measure Level (dBμV/m)	Limit (dBμV/m)	Margin (dB)	Detector	Polarization
	4859.0	35.9	5.9	41.8	74.0	-32.2	Peak	Horizontal
	7774.5	35.0	13.1	48.1	74.0	-25.9	Peak	Horizontal
*	11684.5	30.8	19.2	49.9	94.7	-44.8	Peak	Horizontal
*	14039.0	29.8	22.7	52.5	94.7	-42.2	Peak	Horizontal
	3669.0	41.1	0.1	41.1	74.0	-32.9	Peak	Vertical
	11089.5	34.0	18.6	52.6	74.0	-21.4	Peak	Vertical
*	14115.5	29.6	22.9	52.6	94.7	-42.1	Peak	Vertical
*	16495.5	29.6	21.9	51.5	94.7	-43.2	Peak	Vertical

Note 1: "*" is not in restricted band, its limit is 30dBc of the fundamental emission level (124.7BμV/m) or 15.209 which is higher.

Note 2: Measure Level (dBμV/m) = Reading Level (dBμV) + Factor (dB)

Factor (dB) = Cable Loss (dB) + Antenna Factor (dB/m) - Pre_Amplifier Gain (dB)

Product	AC220m Wi-Fi module ID US	Temperature	26°C
Test Engineer	Peter Xu	Relative Humidity	56%
Test Site	AC1	Test Date	2017/12/16
Test Mode:	802.11n-HT20 - Ant 0	Test Channel:	11
Remark:	1. Average measurement was not performed if peak level lower than average limit. 2. Other frequency was 20dB below limit line within 1-18GHz, there is not show in the report.		

Mark	Frequency (MHz)	Reading Level (dBμV)	Factor (dB)	Measure Level (dBμV/m)	Limit (dBμV/m)	Margin (dB)	Detector	Polarization
	4867.5	37.5	3.7	41.1	74.0	-32.9	Peak	Horizontal
	6958.5	36.1	10.2	46.4	74.0	-27.6	Peak	Horizontal
*	8046.5	36.5	12.5	49.0	84.4	-35.4	Peak	Horizontal
*	10919.5	34.2	18.2	52.4	84.4	-32.0	Peak	Horizontal
	3669.0	42.1	0.1	42.2	74.0	-31.8	Peak	Vertical
	7732.0	36.5	12.4	48.9	74.0	-25.1	Peak	Vertical
*	13954.0	30.7	22.5	53.2	84.4	-31.2	Peak	Vertical
*	16461.5	29.8	21.7	51.5	84.4	-32.9	Peak	Vertical

Note 1: "*" is not in restricted band, its limit is 30dBc of the fundamental emission level (114.4dBμV/m) or 15.209 which is higher.

Note 2: Measure Level (dBμV/m) = Reading Level (dBμV) + Factor (dB)

Factor (dB) = Cable Loss (dB) + Antenna Factor (dB/m) - Pre_Amplifier Gain (dB)

Product	AC220m Wi-Fi module ID US	Temperature	26°C
Test Engineer	Peter Xu	Relative Humidity	56%
Test Site	AC1	Test Date	2017/12/16
Test Mode:	802.11n-HT40 - Ant 0	Test Channel:	03
Remark:	1. Average measurement was not performed if peak level lower than average limit. 2. Other frequency was 20dB below limit line within 1-18GHz, there is not show in the report.		

Mark	Frequency (MHz)	Reading Level (dBμV)	Factor (dB)	Measure Level (dBμV/m)	Limit (dBμV/m)	Margin (dB)	Detector	Polarization
	4876.0	37.8	3.7	41.4	74.0	-32.6	Peak	Horizontal
	7978.5	36.1	12.5	48.6	74.0	-25.4	Peak	Horizontal
*	11761.0	31.5	18.9	50.4	84.4	-34.0	Peak	Horizontal
*	14192.0	29.2	23.1	52.3	84.4	-32.1	Peak	Horizontal
	3669.0	41.0	0.1	41.0	74.0	-33.0	Peak	Vertical
	8072.0	36.7	12.4	49.1	74.0	-24.9	Peak	Vertical
*	13818.0	30.1	22.1	52.3	84.4	-32.1	Peak	Vertical
*	16572.0	29.7	22.3	51.9	84.4	-32.5	Peak	Vertical

Note 1: "*" is not in restricted band, its limit is 30dBc of the fundamental emission level (114.4dBμV/m) or 15.209 which is higher.

Note 2: Measure Level (dBμV/m) = Reading Level (dBμV) + Factor (dB)

Factor (dB) = Cable Loss (dB) + Antenna Factor (dB/m) - Pre_Amplifier Gain (dB)

Product	AC220m Wi-Fi module ID US	Temperature	26°C
Test Engineer	Peter Xu	Relative Humidity	56%
Test Site	AC1	Test Date	2017/12/16
Test Mode:	802.11n-HT40 - Ant 0	Test Channel:	06
Remark:	1. Average measurement was not performed if peak level lower than average limit. 2. Other frequency was 20dB below limit line within 1-18GHz, there is not show in the report.		

Mark	Frequency (MHz)	Reading Level (dBμV)	Factor (dB)	Measure Level (dBμV/m)	Limit (dBμV/m)	Margin (dB)	Detector	Polarization
	7681.0	36.0	12.5	48.4	74.0	-25.6	Peak	Horizontal
	11684.5	31.8	19.2	51.0	74.0	-23.0	Peak	Horizontal
*	14047.5	29.6	22.7	52.3	86.5	-34.2	Peak	Horizontal
*	16699.5	29.2	23.0	52.2	86.5	-34.3	Peak	Horizontal
	7638.5	34.2	12.6	46.8	74.0	-27.2	Peak	Vertical
	11718.5	30.3	19.0	49.3	74.0	-24.7	Peak	Vertical
*	13554.5	30.2	21.9	52.0	86.5	-34.5	Peak	Vertical
*	16929.0	28.2	24.4	52.5	86.5	-34.0	Peak	Vertical

Note 1: "*" is not in restricted band, its limit is 30dBc of the fundamental emission level (116.5dBμV/m) or 15.209 which is higher.

Note 2: Measure Level (dBμV/m) = Reading Level (dBμV) + Factor (dB)

Factor (dB) = Cable Loss (dB) + Antenna Factor (dB/m) - Pre_Amplifier Gain (dB)

Product	AC220m Wi-Fi module ID US	Temperature	26°C
Test Engineer	Peter Xu	Relative Humidity	56%
Test Site	AC1	Test Date	2017/12/16
Test Mode:	802.11n-HT40 - Ant 0	Test Channel:	09
Remark:	1. Average measurement was not performed if peak level lower than average limit. 2. Other frequency was 20dB below limit line within 1-18GHz, there is not show in the report.		

Mark	Frequency (MHz)	Reading Level (dBμV)	Factor (dB)	Measure Level (dBμV/m)	Limit (dBμV/m)	Margin (dB)	Detector	Polarization
	7536.5	33.1	12.8	45.9	74.0	-28.1	Peak	Horizontal
	11795.0	30.3	18.8	49.0	74.0	-25.0	Peak	Horizontal
*	13852.0	31.2	22.3	53.4	80.5	-27.1	Peak	Horizontal
*	16912.0	28.6	24.3	52.8	80.5	-27.7	Peak	Horizontal
	7468.5	34.5	12.8	47.3	74.0	-26.7	Peak	Vertical
	11480.5	30.3	19.3	49.6	74.0	-24.4	Peak	Vertical
*	14073.0	30.1	22.8	52.8	80.5	-27.7	Peak	Vertical
*	16963.0	28.5	24.5	53.0	80.5	-27.5	Peak	Vertical

Note 1: "*" is not in restricted band, its limit is 30dBc of the fundamental emission level (110.5dBμV/m) or 15.209 which is higher.

Note 2: Measure Level (dBμV/m) = Reading Level (dBμV) + Factor (dB)

Factor (dB) = Cable Loss (dB) + Antenna Factor (dB/m) - Pre_Amplifier Gain (dB)

Product	AC220m Wi-Fi module ID US	Temperature	26°C
Test Engineer	Peter Xu	Relative Humidity	56%
Test Site	AC1	Test Date	2017/12/16
Test Mode:	802.11b - Ant 1	Test Channel:	01
Remark:	1. Average measurement was not performed if peak level lower than average limit. 2. Other frequency was 20dB below limit line within 1-18GHz, there is not show in the report.		

Mark	Frequency (MHz)	Reading Level (dBμV)	Factor (dB)	Measure Level (dBμV/m)	Limit (dBμV/m)	Margin (dB)	Detector	Polarization
	7477.0	35.1	12.8	47.9	74.0	-26.1	Peak	Horizontal
	11327.5	31.0	18.9	49.9	74.0	-24.1	Peak	Horizontal
*	14056.0	29.6	22.7	52.4	85.9	-33.5	Peak	Horizontal
*	17031.0	28.5	24.6	53.1	85.9	-32.8	Peak	Horizontal
	4825.0	43.8	3.7	47.5	74.0	-26.5	Peak	Vertical
	12058.5	34.7	18.8	53.5	74.0	-20.5	Peak	Vertical
*	14064.5	30.1	22.7	52.8	85.9	-33.1	Peak	Vertical
*	16963.0	28.3	24.5	52.8	85.9	-33.1	Peak	Vertical

Note 1: "*" is not in restricted band, its limit is 30dBc of the fundamental emission level (115.9dBμV/m) or 15.209 which is higher.

Note 2: Measure Level (dBμV/m) = Reading Level (dBμV) + Factor (dB)

Factor (dB) = Cable Loss (dB) + Antenna Factor (dB/m) - Pre_Amplifier Gain (dB)

Product	AC220m Wi-Fi module ID US	Temperature	26°C
Test Engineer	Peter Xu	Relative Humidity	56%
Test Site	AC1	Test Date	2017/12/16
Test Mode:	802.11b - Ant 1	Test Channel:	06
Remark:	1. Average measurement was not performed if peak level lower than average limit. 2. Other frequency was 20dB below limit line within 1-18GHz, there is not show in the report.		

Mark	Frequency (MHz)	Reading Level (dBμV)	Factor (dB)	Measure Level (dBμV/m)	Limit (dBμV/m)	Margin (dB)	Detector	Polarization
	4876.0	38.1	6.0	44.1	74.0	-29.9	Peak	Horizontal
	11327.5	31.5	18.9	50.4	74.0	-23.6	Peak	Horizontal
*	13826.5	30.9	22.2	53.1	92.2	-39.1	Peak	Horizontal
*	16623.0	29.9	22.6	52.5	92.2	-39.7	Peak	Horizontal
	3669.0	42.5	0.1	42.6	74.0	-31.4	Peak	Vertical
	4876.0	48.9	3.7	52.6	74.0	-21.4	Peak	Vertical
*	14047.5	30.7	22.7	53.4	92.2	-38.8	Peak	Vertical
*	16665.5	30.2	22.8	53.1	92.2	-39.1	Peak	Vertical

Note 1: "*" is not in restricted band, its limit is 30dBc of the fundamental emission level (122.2dBμV/m) or 15.209 which is higher.

Note 2: Measure Level (dBμV/m) = Reading Level (dBμV) + Factor (dB)

Factor (dB) = Cable Loss (dB) + Antenna Factor (dB/m) - Pre_Amplifier Gain (dB)

Product	AC220m Wi-Fi module ID US	Temperature	26°C
Test Engineer	Peter Xu	Relative Humidity	56%
Test Site	AC1	Test Date	2017/12/16
Test Mode:	802.11b - Ant 1	Test Channel:	11
Remark:	1. Average measurement was not performed if peak level lower than average limit. 2. Other frequency was 20dB below limit line within 1-18GHz, there is not show in the report.		

Mark	Frequency (MHz)	Reading Level (dBμV)	Factor (dB)	Measure Level (dBμV/m)	Limit (dBμV/m)	Margin (dB)	Detector	Polarization
	7468.5	35.4	12.8	48.2	74.0	-25.8	Peak	Horizontal
	11735.5	32.6	19.0	51.5	74.0	-22.5	Peak	Horizontal
*	13546.0	30.9	21.9	52.8	87.8	-35.0	Peak	Horizontal
*	16444.5	30.9	21.6	52.5	87.8	-35.3	Peak	Horizontal
	3669.0	39.9	2.2	42.1	74.0	-31.9	Peak	Vertical
	11387.0	33.8	19.1	52.9	74.0	-21.1	Peak	Vertical
*	13554.5	30.7	21.9	52.6	87.8	-35.2	Peak	Vertical
*	16631.5	29.8	22.6	52.4	87.8	-35.4	Peak	Vertical

Note 1: "*" is not in restricted band, its limit is 30dBc of the fundamental emission level (117.8dBμV/m) or 15.209 which is higher.

Note 2: Measure Level (dBμV/m) = Reading Level (dBμV) + Factor (dB)

Factor (dB) = Cable Loss (dB) + Antenna Factor (dB/m) - Pre_Amplifier Gain (dB)

Product	AC220m Wi-Fi module ID US	Temperature	26°C
Test Engineer	Peter Xu	Relative Humidity	56%
Test Site	AC1	Test Date	2017/12/16
Test Mode:	802.11g - Ant 1	Test Channel:	01
Remark:	1. Average measurement was not performed if peak level lower than average limit. 2. Other frequency was 20dB below limit line within 1-18GHz, there is not show in the report.		

Mark	Frequency (MHz)	Reading Level (dBμV)	Factor (dB)	Measure Level (dBμV/m)	Limit (dBμV/m)	Margin (dB)	Detector	Polarization
	7468.5	35.5	12.8	48.3	74.0	-25.7	Peak	Horizontal
	11225.5	32.0	18.8	50.8	74.0	-23.2	Peak	Horizontal
*	14175.0	29.9	23.1	53.0	84.0	-31.0	Peak	Horizontal
*	16648.5	29.8	22.8	52.6	84.0	-31.4	Peak	Horizontal
	3669.0	40.9	2.2	43.1	74.0	-30.9	Peak	Vertical
	10928.0	35.1	18.4	53.5	74.0	-20.5	Peak	Vertical
*	14260.0	30.4	23.1	53.5	84.0	-30.5	Peak	Vertical
*	16580.5	30.1	22.3	52.4	84.0	-31.6	Peak	Vertical

Note 1: "*" is not in restricted band, its limit is 30dBc of the fundamental emission level (114.0dBμV/m) or 15.209 which is higher.

Note 2: Measure Level (dBμV/m) = Reading Level (dBμV) + Factor (dB)

Factor (dB) = Cable Loss (dB) + Antenna Factor (dB/m) - Pre_Amplifier Gain (dB)

Product	AC220m Wi-Fi module ID US	Temperature	26°C
Test Engineer	Peter Xu	Relative Humidity	56%
Test Site	AC1	Test Date	2017/12/16
Test Mode:	802.11g - Ant 1	Test Channel:	06
Remark:	1. Average measurement was not performed if peak level lower than average limit. 2. Other frequency was 20dB below limit line within 1-18GHz, there is not show in the report.		

Mark	Frequency (MHz)	Reading Level (dBμV)	Factor (dB)	Measure Level (dBμV/m)	Limit (dBμV/m)	Margin (dB)	Detector	Polarization
	7400.5	36.4	12.6	48.9	74.0	-25.1	Peak	Horizontal
	11599.5	30.5	19.4	49.9	74.0	-24.1	Peak	Horizontal
*	14047.5	30.2	22.7	52.9	94.2	-41.3	Peak	Horizontal
*	16665.5	30.0	22.8	52.9	94.2	-41.3	Peak	Horizontal
	3669.0	40.4	2.2	42.6	74.0	-31.4	Peak	Vertical
	4867.5	37.9	6.0	43.9	74.0	-30.1	Peak	Vertical
*	13546.0	29.9	21.9	51.8	94.2	-42.4	Peak	Vertical
*	16742.0	29.6	23.3	52.8	94.2	-41.4	Peak	Vertical

Note 1: "*" is not in restricted band, its limit is 30dBc of the fundamental emission level (124.2dBμV/m) or 15.209 which is higher.

Note 2: Measure Level (dBμV/m) = Reading Level (dBμV) + Factor (dB)

Factor (dB) = Cable Loss (dB) + Antenna Factor (dB/m) - Pre_Amplifier Gain (dB)

Product	AC220m Wi-Fi module ID US	Temperature	26°C
Test Engineer	Peter Xu	Relative Humidity	56%
Test Site	AC1	Test Date	2017/12/16
Test Mode:	802.11g - Ant 1	Test Channel:	11
Remark:	1. Average measurement was not performed if peak level lower than average limit. 2. Other frequency was 20dB below limit line within 1-18GHz, there is not show in the report.		

Mark	Frequency (MHz)	Reading Level (dBμV)	Factor (dB)	Measure Level (dBμV/m)	Limit (dBμV/m)	Margin (dB)	Detector	Polarization
	7468.5	35.2	12.8	48.0	74.0	-26.0	Peak	Horizontal
	11404.0	34.1	19.1	53.2	74.0	-20.8	Peak	Horizontal
*	14294.0	29.6	23.1	52.7	84.4	-31.7	Peak	Horizontal
*	16937.5	29.1	24.4	53.5	84.4	-30.9	Peak	Horizontal
	3669.0	38.7	2.2	41.0	74.0	-33.0	Peak	Vertical
	11548.5	32.9	19.4	52.3	74.0	-21.7	Peak	Vertical
*	13537.5	30.1	21.8	51.9	84.4	-32.5	Peak	Vertical
*	16852.5	28.8	24.0	52.8	84.4	-31.6	Peak	Vertical

Note 1: "*" is not in restricted band, its limit is 30dBc of the fundamental emission level (114.4dBμV/m) or 15.209 which is higher.

Note 2: Measure Level (dBμV/m) = Reading Level (dBμV) + Factor (dB)

Factor (dB) = Cable Loss (dB) + Antenna Factor (dB/m) - Pre_Amplifier Gain (dB)

Product	AC220m Wi-Fi module ID US	Temperature	26°C
Test Engineer	Peter Xu	Relative Humidity	56%
Test Site	AC1	Test Date	2017/12/16
Test Mode:	802.11n-HT20 - Ant 1	Test Channel:	01
Remark:	1. Average measurement was not performed if peak level lower than average limit. 2. Other frequency was 20dB below limit line within 1-18GHz, there is not show in the report.		

Mark	Frequency (MHz)	Reading Level (dBμV)	Factor (dB)	Measure Level (dBμV/m)	Limit (dBμV/m)	Margin (dB)	Detector	Polarization
	7553.5	34.3	12.8	47.1	74.0	-26.9	Peak	Horizontal
	11990.5	31.1	18.7	49.8	74.0	-24.2	Peak	Horizontal
*	14336.5	30.0	23.2	53.1	84.8	-31.7	Peak	Horizontal
*	16572.0	30.3	22.3	52.5	84.8	-32.3	Peak	Horizontal
	3669.0	41.2	0.1	41.2	74.0	-32.8	Peak	Vertical
	5496.5	39.0	4.3	43.3	74.0	-30.7	Peak	Vertical
*	11591.0	30.8	19.5	50.3	84.8	-34.5	Peak	Vertical
*	13818.0	30.7	22.1	52.9	84.8	-31.9	Peak	Vertical

Note 1: "*" is not in restricted band, its limit is 30dBc of the fundamental emission level (114.8dBμV/m) or 15.209 which is higher.

Note 2: Measure Level (dBμV/m) = Reading Level (dBμV) + Factor (dB)

Factor (dB) = Cable Loss (dB) + Antenna Factor (dB/m) - Pre_Amplifier Gain (dB)

Product	AC220m Wi-Fi module ID US	Temperature	26°C
Test Engineer	Peter Xu	Relative Humidity	56%
Test Site	AC1	Test Date	2017/12/16
Test Mode:	802.11n-HT20 - Ant 1	Test Channel:	06
Remark:	1. Average measurement was not performed if peak level lower than average limit. 2. Other frequency was 20dB below limit line within 1-18GHz, there is not show in the report.		

Mark	Frequency (MHz)	Reading Level (dBμV)	Factor (dB)	Measure Level (dBμV/m)	Limit (dBμV/m)	Margin (dB)	Detector	Polarization
	7613.0	35.1	12.6	47.7	74.0	-26.3	Peak	Horizontal
	11846.0	33.1	18.7	51.8	74.0	-22.2	Peak	Horizontal
*	14056.0	30.2	22.7	52.9	94.3	-41.4	Peak	Horizontal
*	16623.0	29.6	22.6	52.2	94.3	-42.1	Peak	Horizontal
	3669.0	39.2	2.2	41.4	74.0	-32.6	Peak	Vertical
	4867.5	38.3	6.0	44.3	74.0	-29.7	Peak	Vertical
*	14039.0	30.0	22.7	52.7	94.3	-41.6	Peak	Vertical
*	16954.5	28.9	24.5	53.4	94.3	-40.9	Peak	Vertical

Note 1: "*" is not in restricted band, its limit is 30dBc of the fundamental emission level (124.3dBμV/m) or 15.209 which is higher.

Note 2: Measure Level (dBμV/m) = Reading Level (dBμV) + Factor (dB)

Factor (dB) = Cable Loss (dB) + Antenna Factor (dB/m) - Pre_Amplifier Gain (dB)

Product	AC220m Wi-Fi module ID US	Temperature	26°C
Test Engineer	Peter Xu	Relative Humidity	56%
Test Site	AC1	Test Date	2017/12/16
Test Mode:	802.11n-HT20 - Ant 1	Test Channel:	11
Remark:	1. Average measurement was not performed if peak level lower than average limit. 2. Other frequency was 20dB below limit line within 1-18GHz, there is not show in the report.		

Mark	Frequency (MHz)	Reading Level (dBμV)	Factor (dB)	Measure Level (dBμV/m)	Limit (dBμV/m)	Margin (dB)	Detector	Polarization
	7570.5	35.2	12.8	48.0	74.0	-26.0	Peak	Horizontal
	11106.5	34.8	18.6	53.4	74.0	-20.6	Peak	Horizontal
*	14039.0	30.4	22.7	53.1	83.9	-30.8	Peak	Horizontal
*	16631.5	29.5	22.6	52.1	83.9	-31.8	Peak	Horizontal
	7434.5	35.6	12.7	48.3	74.0	-25.7	Peak	Vertical
	11531.5	31.1	19.4	50.5	74.0	-23.5	Peak	Vertical
*	14047.5	30.1	22.7	52.8	83.9	-31.1	Peak	Vertical
*	16665.5	29.7	22.8	52.5	83.9	-31.4	Peak	Vertical

Note 1: "*" is not in restricted band, its limit is 30dBc of the fundamental emission level (113.9dBμV/m) or 15.209 which is higher.

Note 2: Measure Level (dBμV/m) = Reading Level (dBμV) + Factor (dB)

Factor (dB) = Cable Loss (dB) + Antenna Factor (dB/m) - Pre_Amplifier Gain (dB)

Product	AC220m Wi-Fi module ID US	Temperature	26°C
Test Engineer	Peter Xu	Relative Humidity	56%
Test Site	AC1	Test Date	2017/12/16
Test Mode:	802.11n-HT40 - Ant 1	Test Channel:	03
Remark:	1. Average measurement was not performed if peak level lower than average limit. 2. Other frequency was 20dB below limit line within 1-18GHz, there is not show in the report.		

Mark	Frequency (MHz)	Reading Level (dBμV)	Factor (dB)	Measure Level (dBμV/m)	Limit (dBμV/m)	Margin (dB)	Detector	Polarization
	7545.0	34.7	12.8	47.5	74.0	-26.5	Peak	Horizontal
	11812.0	31.0	18.7	49.8	74.0	-24.2	Peak	Horizontal
*	13809.5	30.7	22.1	52.8	82.1	-29.3	Peak	Horizontal
*	16954.5	28.8	24.5	53.3	82.1	-28.8	Peak	Horizontal
	7485.5	36.1	12.8	48.9	74.0	-25.1	Peak	Vertical
	11174.5	31.7	18.7	50.4	74.0	-23.6	Peak	Vertical
*	14030.5	30.1	22.7	52.8	82.1	-29.3	Peak	Vertical
*	17073.5	28.2	24.8	52.9	82.1	-29.2	Peak	Vertical

Note 1: "*" is not in restricted band, its limit is 30dBc of the fundamental emission level (112.1dBμV/m) or 15.209 which is higher.

Note 2: Measure Level (dBμV/m) = Reading Level (dBμV) + Factor (dB)

Factor (dB) = Cable Loss (dB) + Antenna Factor (dB/m) - Pre_Amplifier Gain (dB)

Product	AC220m Wi-Fi module ID US	Temperature	26°C
Test Engineer	Peter Xu	Relative Humidity	56%
Test Site	AC1	Test Date	2017/12/16
Test Mode:	802.11n-HT40 - Ant 1	Test Channel:	06
Remark:	1. Average measurement was not performed if peak level lower than average limit. 2. Other frequency was 20dB below limit line within 1-18GHz, there is not show in the report.		

Mark	Frequency (MHz)	Reading Level (dBμV)	Factor (dB)	Measure Level (dBμV/m)	Limit (dBμV/m)	Margin (dB)	Detector	Polarization
	7638.5	35.4	12.6	48.0	74.0	-26.0	Peak	Horizontal
	11769.5	31.1	18.8	49.9	74.0	-24.1	Peak	Horizontal
*	14302.5	29.7	23.1	52.9	84.5	-41.6	Peak	Horizontal
*	16529.5	29.8	22.0	51.9	84.5	-42.6	Peak	Horizontal
	7460.0	35.5	12.8	48.2	74.0	-25.8	Peak	Vertical
	11327.5	30.8	18.9	49.8	74.0	-24.2	Peak	Vertical
*	14200.5	30.1	23.1	53.2	84.5	-41.3	Peak	Vertical
*	17014.0	28.5	24.6	53.1	84.5	-41.4	Peak	Vertical

Note 1: "*" is not in restricted band, its limit is 30dBc of the fundamental emission level (114.5dBμV/m) or 15.209 which is higher.

Note 2: Measure Level (dBμV/m) = Reading Level (dBμV) + Factor (dB)

Factor (dB) = Cable Loss (dB) + Antenna Factor (dB/m) - Pre_Amplifier Gain (dB)

Product	AC220m Wi-Fi module ID US	Temperature	26°C
Test Engineer	Peter Xu	Relative Humidity	56%
Test Site	AC1	Test Date	2017/12/16
Test Mode:	802.11n-HT40 - Ant 1	Test Channel:	09
Remark:	1. Average measurement was not performed if peak level lower than average limit. 2. Other frequency was 20dB below limit line within 1-18GHz, there is not show in the report.		

Mark	Frequency (MHz)	Reading Level (dBμV)	Factor (dB)	Measure Level (dBμV/m)	Limit (dBμV/m)	Margin (dB)	Detector	Polarization
	7417.5	34.4	12.6	47.0	74.0	-27.0	Peak	Horizontal
	11259.5	31.0	18.8	49.8	74.0	-24.2	Peak	Horizontal
*	13852.0	31.2	22.3	53.4	78.3	-24.9	Peak	Horizontal
*	16495.5	29.8	21.9	51.6	78.3	-26.7	Peak	Horizontal
	3669.0	41.8	0.1	41.8	74.0	-32.2	Peak	Vertical
	10817.5	34.9	18.0	52.8	74.0	-21.2	Peak	Vertical
*	14064.5	30.4	22.7	53.1	78.3	-25.2	Peak	Vertical
*	16393.5	30.1	21.5	51.6	78.3	-26.7	Peak	Vertical

Note 1: "*" is not in restricted band, its limit is 30dBc of the fundamental emission level (108.3dBμV/m) or 15.209 which is higher.

Note 2: Measure Level (dBμV/m) = Reading Level (dBμV) + Factor (dB)

Factor (dB) = Cable Loss (dB) + Antenna Factor (dB/m) - Pre_Amplifier Gain (dB)

Product	AC220m Wi-Fi module ID US	Temperature	26°C
Test Engineer	Peter Xu	Relative Humidity	56%
Test Site	AC1	Test Date	2017/12/18
Test Mode:	802.11b - Ant 0 + 1 (CDD Mode)	Test Channel:	01
Remark:	1. Average measurement was not performed if peak level lower than average limit. 2. Other frequency was 20dB below limit line within 1-18GHz, there is not show in the report.		

Mark	Frequency (MHz)	Reading Level (dB μ V)	Factor (dB)	Measure Level (dB μ V/m)	Limit (dB μ V/m)	Margin (dB)	Detector	Polarization
	7468.5	35.2	12.8	48.0	74.0	-26.0	Peak	Horizontal
	11412.5	30.6	19.1	49.7	74.0	-24.3	Peak	Horizontal
*	14175.0	29.8	23.1	52.8	90.1	-37.3	Peak	Horizontal
*	17039.5	28.5	24.6	53.1	90.1	-37.0	Peak	Horizontal
	7519.5	35.2	12.8	48.0	74.0	-26.0	Peak	Vertical
	12060.8	35.3	18.8	54.2	74.0	-19.9	Peak	Vertical
	12060.8	34.3	18.8	53.1	54.0	-0.9	Average	Vertical
*	14039.0	30.2	22.7	52.9	90.1	-37.2	Peak	Vertical
*	16495.5	31.8	21.9	53.7	90.1	-36.4	Peak	Vertical

Note 1: "*" is not in restricted band, its limit is 30dBc of the fundamental emission level (120.1dB μ V/m) or 15.209 which is higher.

Note 2: Measure Level (dB μ V/m) = Reading Level (dB μ V) + Factor (dB)

Factor (dB) = Cable Loss (dB) + Antenna Factor (dB/m) - Pre_Amplifier Gain (dB)

Product	AC220m Wi-Fi module ID US	Temperature	26°C
Test Engineer	Peter Xu	Relative Humidity	56%
Test Site	AC1	Test Date	2017/12/18
Test Mode:	802.11b - Ant 0 + 1 (CDD Mode)	Test Channel:	06
Remark:	1. Average measurement was not performed if peak level lower than average limit. 2. Other frequency was 20dB below limit line within 1-18GHz, there is not show in the report.		

Mark	Frequency (MHz)	Reading Level (dBμV)	Factor (dB)	Measure Level (dBμV/m)	Limit (dBμV/m)	Margin (dB)	Detector	Polarization
	7570.5	34.2	12.8	47.0	74.0	-27.0	Peak	Horizontal
	11786.5	30.6	18.8	49.4	74.0	-24.6	Peak	Horizontal
*	13665.0	31.2	21.9	53.0	94.5	-41.5	Peak	Horizontal
*	16444.5	29.6	21.6	51.2	94.5	-43.3	Peak	Horizontal
	7468.5	34.4	12.8	47.2	74.0	-26.8	Peak	Vertical
	11863.0	31.1	18.7	49.7	74.0	-24.3	Peak	Vertical
*	14030.5	29.9	22.7	52.6	94.5	-41.9	Peak	Vertical
*	16954.5	28.7	24.5	53.2	94.5	-41.3	Peak	Vertical

Note 1: "*" is not in restricted band, its limit is 30dBc of the fundamental emission level (124.5dBμV/m) or 15.209 which is higher.

Note 2: Measure Level (dBμV/m) = Reading Level (dBμV) + Factor (dB)

Factor (dB) = Cable Loss (dB) + Antenna Factor (dB/m) - Pre_Amplifier Gain (dB)

Product	AC220m Wi-Fi module ID US	Temperature	26°C
Test Engineer	Peter Xu	Relative Humidity	56%
Test Site	AC1	Test Date	2017/12/18
Test Mode:	802.11b - Ant 0 + 1 (CDD Mode)	Test Channel:	11
Remark:	1. Average measurement was not performed if peak level lower than average limit. 2. Other frequency was 20dB below limit line within 1-18GHz, there is not show in the report.		

Mark	Frequency (MHz)	Reading Level (dBμV)	Factor (dB)	Measure Level (dBμV/m)	Limit (dBμV/m)	Margin (dB)	Detector	Polarization
	7604.5	35.4	12.7	48.1	74.0	-25.9	Peak	Horizontal
	11353.0	32.1	19.0	51.1	74.0	-22.9	Peak	Horizontal
*	14039.0	30.2	22.7	52.9	89.1	-36.2	Peak	Horizontal
*	16555.0	29.4	22.2	51.6	89.1	-37.5	Peak	Horizontal
	7579.0	33.2	12.7	45.9	74.0	-28.1	Peak	Vertical
	12092.5	30.5	18.9	49.4	74.0	-24.6	Peak	Vertical
*	14175.0	29.2	23.1	52.2	89.1	-36.9	Peak	Vertical
*	16580.5	29.6	22.3	51.9	89.1	-37.2	Peak	Vertical

Note 1: "*" is not in restricted band, its limit is 30dBc of the fundamental emission level (119.1dBμV/m) or 15.209 which is higher.

Note 2: Measure Level (dBμV/m) = Reading Level (dBμV) + Factor (dB)

Factor (dB) = Cable Loss (dB) + Antenna Factor (dB/m) - Pre_Amplifier Gain (dB)

Product	AC220m Wi-Fi module ID US	Temperature	26°C
Test Engineer	Peter Xu	Relative Humidity	56%
Test Site	AC1	Test Date	2017/12/18
Test Mode:	802.11g - Ant 0 + 1 (CDD Mode)	Test Channel:	01
Remark:	1. Average measurement was not performed if peak level lower than average limit. 2. Other frequency was 20dB below limit line within 1-18GHz, there is not show in the report.		

Mark	Frequency (MHz)	Reading Level (dBμV)	Factor (dB)	Measure Level (dBμV/m)	Limit (dBμV/m)	Margin (dB)	Detector	Polarization
	7426.0	35.3	12.7	47.9	74.0	-26.1	Peak	Horizontal
	11608.0	33.7	19.4	53.2	74.0	-20.8	Peak	Horizontal
*	14039.0	30.2	22.7	52.9	88.9	-36.0	Peak	Horizontal
*	16623.0	29.5	22.6	52.1	88.9	-36.8	Peak	Horizontal
	7519.5	33.4	12.8	46.2	74.0	-27.8	Peak	Vertical
	11990.5	31.2	18.7	49.9	74.0	-24.1	Peak	Vertical
*	14064.5	30.1	22.7	52.8	88.9	-36.1	Peak	Vertical
*	16929.0	28.8	24.4	53.1	88.9	-35.8	Peak	Vertical

Note 1: "*" is not in restricted band, its limit is 30dBc of the fundamental emission level (118.9dBμV/m) or 15.209 which is higher.

Note 2: Measure Level (dBμV/m) = Reading Level (dBμV) + Factor (dB)

Factor (dB) = Cable Loss (dB) + Antenna Factor (dB/m) - Pre_Amplifier Gain (dB)

Product	AC220m Wi-Fi module ID US	Temperature	26°C
Test Engineer	Peter Xu	Relative Humidity	56%
Test Site	AC1	Test Date	2017/12/18
Test Mode:	802.11g - Ant 0 + 1 (CDD Mode)	Test Channel:	06
Remark:	1. Average measurement was not performed if peak level lower than average limit. 2. Other frequency was 20dB below limit line within 1-18GHz, there is not show in the report.		

Mark	Frequency (MHz)	Reading Level (dBμV)	Factor (dB)	Measure Level (dBμV/m)	Limit (dBμV/m)	Margin (dB)	Detector	Polarization
	7400.5	34.1	12.6	46.7	74.0	-27.3	Peak	Horizontal
	11735.5	31.5	19.0	50.5	74.0	-23.5	Peak	Horizontal
*	13818.0	30.7	22.1	52.8	94.5	-41.7	Peak	Horizontal
*	16954.5	28.4	24.5	52.9	94.5	-41.6	Peak	Horizontal
	7375.0	34.7	12.5	47.2	74.0	-26.8	Peak	Vertical
	11353.0	33.6	19.0	52.6	74.0	-21.4	Peak	Vertical
*	13979.5	31.0	22.6	53.6	94.5	-40.9	Peak	Vertical
*	16504.0	30.0	21.9	51.9	94.5	-42.6	Peak	Vertical

Note 1: "*" is not in restricted band, its limit is 30dBc of the fundamental emission level (124.5dBμV/m) or 15.209 which is higher.

Note 2: Measure Level (dBμV/m) = Reading Level (dBμV) + Factor (dB)

Factor (dB) = Cable Loss (dB) + Antenna Factor (dB/m) - Pre_Amplifier Gain (dB)

Product	AC220m Wi-Fi module ID US	Temperature	26°C
Test Engineer	Peter Xu	Relative Humidity	56%
Test Site	AC1	Test Date	2017/12/18
Test Mode:	802.11g - Ant 0 + 1 (CDD Mode)	Test Channel:	11
Remark:	1. Average measurement was not performed if peak level lower than average limit. 2. Other frequency was 20dB below limit line within 1-18GHz, there is not show in the report.		

Mark	Frequency (MHz)	Reading Level (dBμV)	Factor (dB)	Measure Level (dBμV/m)	Limit (dBμV/m)	Margin (dB)	Detector	Polarization
	7545.0	34.8	12.8	47.7	74.0	-26.3	Peak	Horizontal
	11480.5	31.0	19.3	50.3	74.0	-23.7	Peak	Horizontal
*	13784.0	31.1	22.1	53.2	85.9	-32.7	Peak	Horizontal
*	17065.0	28.8	24.7	53.6	85.9	-32.3	Peak	Horizontal
	7664.0	34.6	12.5	47.1	74.0	-26.9	Peak	Vertical
	11327.5	30.0	18.9	48.9	74.0	-25.1	Peak	Vertical
*	14047.5	29.8	22.7	52.5	85.9	-33.4	Peak	Vertical
*	16954.5	28.6	24.5	53.1	85.9	-32.8	Peak	Vertical

Note 1: "*" is not in restricted band, its limit is 30dBc of the fundamental emission level (115.9dBμV/m) or 15.209 which is higher.

Note 2: Measure Level (dBμV/m) = Reading Level (dBμV) + Factor (dB)

Factor (dB) = Cable Loss (dB) + Antenna Factor (dB/m) - Pre_Amplifier Gain (dB)

Product	AC220m Wi-Fi module ID US	Temperature	26°C
Test Engineer	Peter Xu	Relative Humidity	56%
Test Site	AC1	Test Date	2017/12/18
Test Mode:	802.11n-HT20 - Ant 0 + 1 (CDD Mode)	Test Channel:	01
Remark:	1. Average measurement was not performed if peak level lower than average limit. 2. Other frequency was 20dB below limit line within 1-18GHz, there is not show in the report.		

Mark	Frequency (MHz)	Reading Level (dBμV)	Factor (dB)	Measure Level (dBμV/m)	Limit (dBμV/m)	Margin (dB)	Detector	Polarization
	7613.0	34.8	12.6	47.5	74.0	-26.5	Peak	Horizontal
	11353.0	33.7	19.0	52.7	74.0	-21.3	Peak	Horizontal
*	14030.5	29.6	22.7	52.3	87.7	-35.4	Peak	Horizontal
*	16555.0	29.3	22.2	51.5	87.7	-36.2	Peak	Horizontal
	3669.0	41.8	0.1	41.9	74.0	-32.1	Peak	Vertical
	11072.5	33.6	18.6	52.2	74.0	-21.8	Peak	Vertical
*	14328.0	29.4	23.1	52.5	87.7	-35.2	Peak	Vertical
*	17022.5	28.7	24.6	53.3	87.7	-34.4	Peak	Vertical

Note 1: "*" is not in restricted band, its limit is 30dBc of the fundamental emission level (117.7dBμV/m) or 15.209 which is higher.

Note 2: Measure Level (dBμV/m) = Reading Level (dBμV) + Factor (dB)

Factor (dB) = Cable Loss (dB) + Antenna Factor (dB/m) - Pre_Amplifier Gain (dB)

Product	AC220m Wi-Fi module ID US	Temperature	26°C
Test Engineer	Peter Xu	Relative Humidity	56%
Test Site	AC1	Test Date	2017/12/18
Test Mode:	802.11n-HT20 - Ant 0 + 1 (CDD Mode)	Test Channel:	06
Remark:	1. Average measurement was not performed if peak level lower than average limit. 2. Other frequency was 20dB below limit line within 1-18GHz, there is not show in the report.		

Mark	Frequency (MHz)	Reading Level (dBμV)	Factor (dB)	Measure Level (dBμV/m)	Limit (dBμV/m)	Margin (dB)	Detector	Polarization
	7468.5	35.1	12.8	47.9	74.0	-26.1	Peak	Horizontal
	11820.5	32.7	18.7	51.4	74.0	-22.6	Peak	Horizontal
*	13665.0	31.3	21.9	53.1	94.2	-41.1	Peak	Horizontal
*	17150.0	28.1	25.0	53.1	94.2	-41.1	Peak	Horizontal
	7409.0	35.0	12.6	47.6	74.0	-26.4	Peak	Vertical
	11540.0	30.9	19.4	50.3	74.0	-23.7	Peak	Vertical
*	14073.0	30.1	22.8	52.9	94.2	-41.3	Peak	Vertical
*	17014.0	28.5	24.6	53.1	94.2	-41.1	Peak	Vertical

Note 1: "*" is not in restricted band, its limit is 30dBc of the fundamental emission level (124.2dBμV/m) or 15.209 which is higher.

Note 2: Measure Level (dBμV/m) = Reading Level (dBμV) + Factor (dB)

Factor (dB) = Cable Loss (dB) + Antenna Factor (dB/m) - Pre_Amplifier Gain (dB)

Product	AC220m Wi-Fi module ID US	Temperature	26°C
Test Engineer	Peter Xu	Relative Humidity	56%
Test Site	AC1	Test Date	2017/12/18
Test Mode:	802.11n-HT20 - Ant 0 + 1 (CDD Mode)	Test Channel:	11
Remark:	1. Average measurement was not performed if peak level lower than average limit. 2. Other frequency was 20dB below limit line within 1-18GHz, there is not show in the report.		

Mark	Frequency (MHz)	Reading Level (dBμV)	Factor (dB)	Measure Level (dBμV/m)	Limit (dBμV/m)	Margin (dB)	Detector	Polarization
	7706.5	36.5	12.4	49.0	74.0	-25.0	Peak	Horizontal
	11684.5	31.9	19.2	51.1	74.0	-22.9	Peak	Horizontal
*	14132.5	29.7	23.0	52.7	84.2	-31.5	Peak	Horizontal
*	16725.0	30.6	23.2	53.7	84.2	-30.5	Peak	Horizontal
	7468.5	36.1	12.8	48.9	74.0	-25.1	Peak	Vertical
	11752.5	31.8	18.9	50.7	74.0	-23.3	Peak	Vertical
*	14175.0	29.8	23.1	52.9	84.2	-31.3	Peak	Vertical
*	16665.5	28.8	22.8	51.6	84.2	-32.6	Peak	Vertical

Note 1: "*" is not in restricted band, its limit is 30dBc of the fundamental emission level (114.2dBμV/m) or 15.209 which is higher.

Note 2: Measure Level (dBμV/m) = Reading Level (dBμV) + Factor (dB)

Factor (dB) = Cable Loss (dB) + Antenna Factor (dB/m) - Pre_Amplifier Gain (dB)

Product	AC220m Wi-Fi module ID US	Temperature	26°C
Test Engineer	Peter Xu	Relative Humidity	56%
Test Site	AC1	Test Date	2017/12/18
Test Mode:	802.11n-HT40 - Ant 0 + 1 (CDD Mode)	Test Channel:	03
Remark:	1. Average measurement was not performed if peak level lower than average limit. 2. Other frequency was 20dB below limit line within 1-18GHz, there is not show in the report.		

Mark	Frequency (MHz)	Reading Level (dBμV)	Factor (dB)	Measure Level (dBμV/m)	Limit (dBμV/m)	Margin (dB)	Detector	Polarization
	7477.0	35.3	12.8	48.1	74.0	-25.9	Peak	Horizontal
	11786.5	32.2	18.8	50.9	74.0	-23.1	Peak	Horizontal
*	14149.5	29.8	23.0	52.8	83.7	-30.9	Peak	Horizontal
*	17065.0	28.1	24.7	52.8	83.7	-30.9	Peak	Horizontal
	7451.5	35.3	12.8	48.1	74.0	-25.9	Peak	Vertical
	11319.0	33.2	18.9	52.1	74.0	-21.9	Peak	Vertical
*	13792.5	31.0	22.1	53.1	83.7	-30.6	Peak	Vertical
*	16504.0	29.5	21.9	51.4	83.7	-32.3	Peak	Vertical

Note 1: "*" is not in restricted band, its limit is 30dBc of the fundamental emission level (113.7dBμV/m) or 15.209 which is higher.

Note 2: Measure Level (dBμV/m) = Reading Level (dBμV) + Factor (dB)

Factor (dB) = Cable Loss (dB) + Antenna Factor (dB/m) - Pre_Amplifier Gain (dB)

Product	AC220m Wi-Fi module ID US	Temperature	26°C
Test Engineer	Peter Xu	Relative Humidity	56%
Test Site	AC1	Test Date	2017/12/18
Test Mode:	802.11n-HT40 - Ant 0 + 1 (CDD Mode)	Test Channel:	06
Remark:	1. Average measurement was not performed if peak level lower than average limit. 2. Other frequency was 20dB below limit line within 1-18GHz, there is not show in the report.		

Mark	Frequency (MHz)	Reading Level (dBμV)	Factor (dB)	Measure Level (dBμV/m)	Limit (dBμV/m)	Margin (dB)	Detector	Polarization
	7511.0	35.7	12.8	48.6	74.0	-25.4	Peak	Horizontal
	11378.5	32.5	19.1	51.6	74.0	-22.4	Peak	Horizontal
*	14183.5	29.5	23.1	52.6	85.7	-33.1	Peak	Horizontal
*	16682.5	29.6	22.9	52.5	85.7	-33.2	Peak	Horizontal
	7553.5	34.3	12.8	47.1	74.0	-26.9	Peak	Vertical
	11336.0	30.8	19.0	49.7	74.0	-24.3	Peak	Vertical
*	13665.0	31.3	21.9	53.1	85.7	-32.6	Peak	Vertical
*	16504.0	29.8	21.9	51.7	85.7	-34.0	Peak	Vertical

Note 1: "*" is not in restricted band, its limit is 30dBc of the fundamental emission level (115.7dBμV/m) or 15.209 which is higher.

Note 2: Measure Level (dBμV/m) = Reading Level (dBμV) + Factor (dB)

Factor (dB) = Cable Loss (dB) + Antenna Factor (dB/m) - Pre_Amplifier Gain (dB)

Product	AC220m Wi-Fi module ID US	Temperature	26°C
Test Engineer	Peter Xu	Relative Humidity	56%
Test Site	AC1	Test Date	2017/12/18
Test Mode:	802.11n-HT40 - Ant 0 + 1 (CDD Mode)	Test Channel:	09
Remark:	1. Average measurement was not performed if peak level lower than average limit. 2. Other frequency was 20dB below limit line within 1-18GHz, there is not show in the report.		

Mark	Frequency (MHz)	Reading Level (dBμV)	Factor (dB)	Measure Level (dBμV/m)	Limit (dBμV/m)	Margin (dB)	Detector	Polarization
	7460.0	35.0	12.8	47.8	74.0	-26.2	Peak	Horizontal
	11786.5	30.5	18.8	49.3	74.0	-24.7	Peak	Horizontal
*	13852.0	31.0	22.3	53.3	80.6	-27.3	Peak	Horizontal
*	16691.0	28.9	23.0	51.9	80.6	-28.7	Peak	Horizontal
	7477.0	35.8	12.8	48.6	74.0	-25.4	Peak	Vertical
	11285.0	31.0	18.8	49.9	74.0	-24.1	Peak	Vertical
*	14022.0	29.8	22.7	52.5	80.6	-28.1	Peak	Vertical
*	16427.5	30.0	21.6	51.5	80.6	-29.1	Peak	Vertical

Note 1: "*" is not in restricted band, its limit is 30dBc of the fundamental emission level (110.6dBμV/m) or 15.209 which is higher.

Note 2: Measure Level (dBμV/m) = Reading Level (dBμV) + Factor (dB)

Factor (dB) = Cable Loss (dB) + Antenna Factor (dB/m) - Pre_Amplifier Gain (dB)

Product	AC220m Wi-Fi module ID US	Temperature	26°C
Test Engineer	Peter Xu	Relative Humidity	56%
Test Site	AC1	Test Date	2017/12/18
Test Mode:	802.11n-HT20 - Ant 0 + 1 (Beam-Forming Mode)	Test Channel:	01
Remark:	1. Average measurement was not performed if peak level lower than average limit. 2. Other frequency was 20dB below limit line within 1-18GHz, there is not show in the report.		

Mark	Frequency (MHz)	Reading Level (dBμV)	Factor (dB)	Measure Level (dBμV/m)	Limit (dBμV/m)	Margin (dB)	Detector	Polarization
	4808.0	40.4	3.7	44.1	74.0	-29.9	Peak	Horizontal
	8242.0	33.5	11.9	45.4	74.0	-28.6	Peak	Horizontal
*	9823.0	32.7	15.6	48.3	86.3	-38.0	Peak	Horizontal
*	10350.0	32.0	16.8	48.8	86.3	-37.5	Peak	Horizontal
	4833.5	43.7	3.7	47.4	74.0	-26.6	Peak	Vertical
	8225.0	33.5	11.9	45.4	74.0	-28.6	Peak	Vertical
*	9814.5	32.5	15.4	47.9	86.3	-38.4	Peak	Vertical
*	10350.0	32.3	16.8	49.1	86.3	-37.2	Peak	Vertical

Note 1: "*" is not in restricted band, its limit is 30dBc of the fundamental emission level (116.3dBμV/m) or 15.209 which is higher.

Note 2: Measure Level (dBμV/m) = Reading Level (dBμV) + Factor (dB)

Factor (dB) = Cable Loss (dB) + Antenna Factor (dB/m) - Pre_Amplifier Gain (dB)

Product	AC220m Wi-Fi module ID US	Temperature	26°C
Test Engineer	Peter Xu	Relative Humidity	56%
Test Site	AC1	Test Date	2017/12/18
Test Mode:	802.11n-HT20 - Ant 0 + 1 (Beam-Forming Mode)	Test Channel:	06
Remark:	1. Average measurement was not performed if peak level lower than average limit. 2. Other frequency was 20dB below limit line within 1-18GHz, there is not show in the report.		

Mark	Frequency (MHz)	Reading Level (dBμV)	Factor (dB)	Measure Level (dBμV/m)	Limit (dBμV/m)	Margin (dB)	Detector	Polarization
	4816.5	35.8	3.7	39.5	74.0	-34.5	Peak	Horizontal
	8429.0	32.7	12.4	45.1	74.0	-28.9	Peak	Horizontal
*	9814.5	32.4	15.4	47.8	85.0	-37.2	Peak	Horizontal
*	10630.5	32.1	17.3	49.4	85.0	-35.6	Peak	Horizontal
	4867.5	43.8	3.7	47.5	74.0	-26.5	Peak	Vertical
	8344.0	33.2	12.0	45.2	74.0	-28.8	Peak	Vertical
*	9806.0	33.0	15.2	48.2	85.0	-36.8	Peak	Vertical
*	10307.5	33.3	16.6	49.9	85.0	-35.1	Peak	Vertical

Note 1: "*" is not in restricted band, its limit is 30dBc of the fundamental emission level (115.0dBμV/m) or 15.209 which is higher.

Note 2: Measure Level (dBμV/m) = Reading Level (dBμV) + Factor (dB)

Factor (dB) = Cable Loss (dB) + Antenna Factor (dB/m) - Pre_Amplifier Gain (dB)

Product	AC220m Wi-Fi module ID US	Temperature	26°C
Test Engineer	Peter Xu	Relative Humidity	56%
Test Site	AC1	Test Date	2017/12/18
Test Mode:	802.11n-HT20 - Ant 0 + 1 (Beam-Forming Mode)	Test Channel:	11
Remark:	1. Average measurement was not performed if peak level lower than average limit. 2. Other frequency was 20dB below limit line within 1-18GHz, there is not show in the report.		

Mark	Frequency (MHz)	Reading Level (dBμV)	Factor (dB)	Measure Level (dBμV/m)	Limit (dBμV/m)	Margin (dB)	Detector	Polarization
	4816.5	36.6	3.7	40.3	74.0	-33.7	Peak	Horizontal
	8301.5	33.2	11.9	45.1	74.0	-28.9	Peak	Horizontal
*	9814.5	32.5	15.4	47.9	80.0	-32.1	Peak	Horizontal
*	10426.5	31.8	17.0	48.8	80.0	-31.2	Peak	Horizontal
	4910.0	42.5	3.7	46.2	74.0	-27.8	Peak	Vertical
	8191.0	34.0	12.0	46.0	74.0	-28.0	Peak	Vertical
*	9789.0	33.1	15.0	48.1	80.0	-31.9	Peak	Vertical
*	10418.0	31.9	17.0	48.9	80.0	-31.1	Peak	Vertical

Note 1: "*" is not in restricted band, its limit is 30dBc of the fundamental emission level (110.0dBμV/m) or 15.209 which is higher.

Note 2: Measure Level (dBμV/m) = Reading Level (dBμV) + Factor (dB)

Factor (dB) = Cable Loss (dB) + Antenna Factor (dB/m) - Pre_Amplifier Gain (dB)

Product	AC220m Wi-Fi module ID US	Temperature	26°C
Test Engineer	Peter Xu	Relative Humidity	56%
Test Site	AC1	Test Date	2017/12/22
Test Mode:	802.11n-HT40 - Ant 0 + 1 (Beam-Forming Mode)	Test Channel:	03
Remark:	1. Average measurement was not performed if peak level lower than average limit. 2. Other frequency was 20dB below limit line within 1-18GHz, there is not show in the report.		

Mark	Frequency (MHz)	Reading Level (dBμV)	Factor (dB)	Measure Level (dBμV/m)	Limit (dBμV/m)	Margin (dB)	Detector	Polarization
	4876.0	37.2	3.7	40.9	74.0	-33.1	Peak	Horizontal
	8242.0	34.1	11.9	46.0	74.0	-28.0	Peak	Horizontal
*	9678.5	33.7	14.6	48.3	82.2	-33.9	Peak	Horizontal
*	10341.5	32.1	16.7	48.8	82.2	-33.4	Peak	Horizontal
	4833.5	40.5	3.7	44.2	74.0	-29.8	Peak	Vertical
	8165.5	34.6	12.1	46.7	74.0	-27.3	Peak	Vertical
*	9729.5	33.8	14.7	48.5	82.2	-33.7	Peak	Vertical
*	10435.0	32.3	17.0	49.3	82.2	-32.9	Peak	Vertical

Note 1: "*" is not in restricted band, its limit is 30dBc of the fundamental emission level (112.2dBμV/m) or 15.209 which is higher.

Note 2: Measure Level (dBμV/m) = Reading Level (dBμV) + Factor (dB)

Factor (dB) = Cable Loss (dB) + Antenna Factor (dB/m) - Pre_Amplifier Gain (dB)

Product	AC220m Wi-Fi module ID US	Temperature	26°C
Test Engineer	Peter Xu	Relative Humidity	56%
Test Site	AC1	Test Date	2017/12/22
Test Mode:	802.11n-HT40 - Ant 0 + 1 (Beam-Forming Mode)	Test Channel:	06
Remark:	1. Average measurement was not performed if peak level lower than average limit. 2. Other frequency was 20dB below limit line within 1-18GHz, there is not show in the report.		

Mark	Frequency (MHz)	Reading Level (dBμV)	Factor (dB)	Measure Level (dBμV/m)	Limit (dBμV/m)	Margin (dB)	Detector	Polarization
	4825.0	35.3	3.7	39.0	74.0	-35.0	Peak	Horizontal
	8242.0	33.8	11.9	45.7	74.0	-28.3	Peak	Horizontal
*	9644.5	33.5	14.4	47.9	79.8	-31.9	Peak	Horizontal
*	10316.0	32.6	16.7	49.3	79.8	-30.5	Peak	Horizontal
	4850.5	40.0	3.7	43.7	74.0	-30.3	Peak	Vertical
	8318.5	33.2	11.9	45.1	74.0	-28.9	Peak	Vertical
*	9704.0	32.8	14.6	47.4	79.8	-32.4	Peak	Vertical
*	10426.5	32.0	17.0	49.0	79.8	-30.8	Peak	Vertical

Note 1: "*" is not in restricted band, its limit is 30dBc of the fundamental emission level (109.8dBμV/m) or 15.209 which is higher.

Note 2: Measure Level (dBμV/m) = Reading Level (dBμV) + Factor (dB)

Factor (dB) = Cable Loss (dB) + Antenna Factor (dB/m) - Pre_Amplifier Gain (dB)

Product	AC220m Wi-Fi module ID US	Temperature	26°C
Test Engineer	Peter Xu	Relative Humidity	56%
Test Site	AC1	Test Date	2017/12/22
Test Mode:	802.11n-HT40 - Ant 0 + 1 (Beam-Forming Mode)	Test Channel:	09
Remark:	1. Average measurement was not performed if peak level lower than average limit. 2. Other frequency was 20dB below limit line within 1-18GHz, there is not show in the report.		

Mark	Frequency (MHz)	Reading Level (dBμV)	Factor (dB)	Measure Level (dBμV/m)	Limit (dBμV/m)	Margin (dB)	Detector	Polarization
	4859.0	36.0	3.7	39.7	74.0	-34.3	Peak	Horizontal
	8225.0	34.0	11.9	45.9	74.0	-28.1	Peak	Horizontal
*	9797.5	33.2	15.1	48.3	78.3	-30.0	Peak	Horizontal
*	10443.5	32.3	17.1	49.4	78.3	-28.9	Peak	Horizontal
	4867.5	38.1	3.7	41.8	74.0	-32.2	Peak	Vertical
	8267.5	33.6	11.9	45.5	74.0	-28.5	Peak	Vertical
*	9636.0	33.1	14.4	47.5	78.3	-30.8	Peak	Vertical
*	10443.5	32.7	17.1	49.8	78.3	-28.5	Peak	Vertical

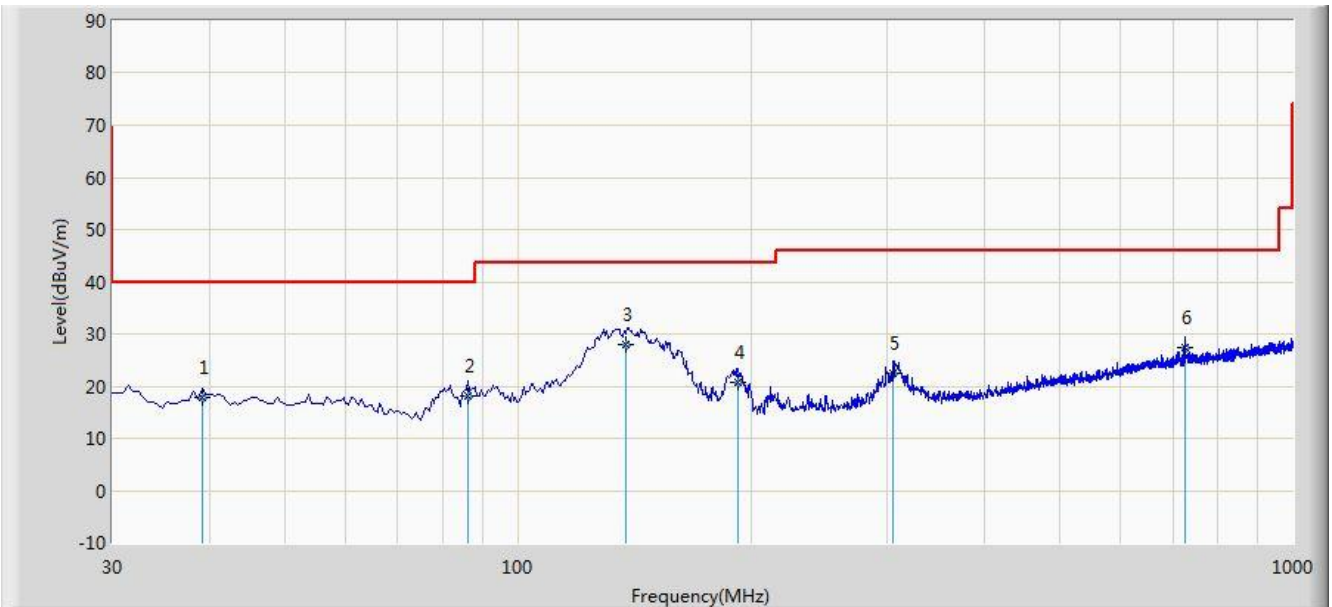
Note 1: "*" is not in restricted band, its limit is 30dBc of the fundamental emission level (108.3dBμV/m) or 15.209 which is higher.

Note 2: Measure Level (dBμV/m) = Reading Level (dBμV) + Factor (dB)

Factor (dB) = Cable Loss (dB) + Antenna Factor (dB/m) - Pre_Amplifier Gain (dB)

The worst case of Radiated Emission below 1GHz:

Site: AC1	Time: 2017/12/19 - 22:41
Limit: FCC_Part15.209_RE(3m)	Engineer: Peter Xu
Probe: VULB9162_0.03GHz_8GHz	Polarity: Horizontal
EUT: AC220m Wi-Fi module ID US	Power: AC 120V/60Hz
Worst Case: Transmit by 802.11b at Channel 2412MHz	



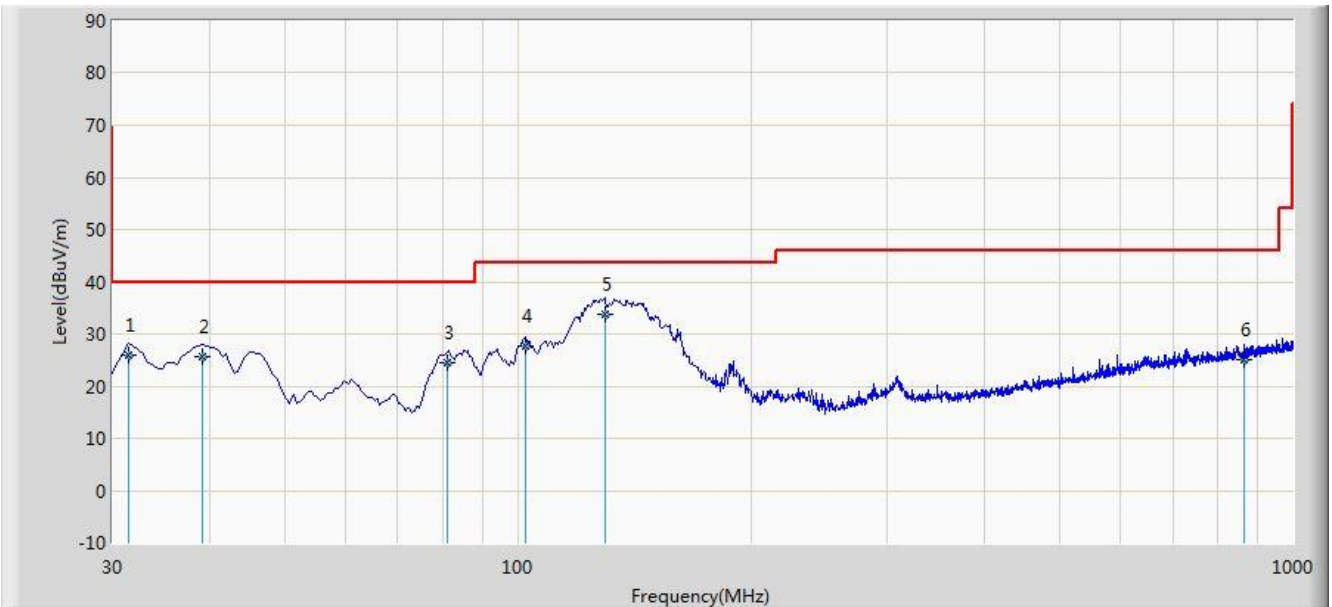
No	Flag	Mark	Frequency (MHz)	Measure Level (dBuV/m)	Reading Level (dBuV)	Margin (dB)	Limit (dBuV/m)	Factor (dB)	Type
1			39.125	17.783	3.250	-22.217	40.000	14.533	QP
2			86.260	18.253	8.010	-21.747	40.000	10.243	QP
3		*	138.140	27.900	13.450	-15.600	43.500	14.449	QP
4			192.475	20.829	9.230	-22.671	43.500	11.600	QP
5			304.995	22.555	8.020	-23.445	46.000	14.535	QP
6			725.005	27.493	5.030	-18.507	46.000	22.464	QP

Note 1: Measure Level (dBuV/m) = Reading Level (dBuV) + Factor (dB)

Factor (dB) = Cable Loss (dB) + Antenna Factor (dB/m)

Note 2: The test trace is same as the ambient noise and the amplitude of the emissions are attenuated more than 20dB below the permissible (the test frequency range: 9kHz ~ 30MHz, 18GHz ~ 25GHz), therefore no data appear in the report.

Site: AC1	Time: 2017/12/19 - 22:45
Limit: FCC_Part15.209_RE(3m)	Engineer: Peter Xu
Probe: VULB9162_0.03GHz_8GHz	Polarity: Vertical
EUT: AC220m Wi-Fi module ID US	Power: AC 120V/60Hz
Worst Case: Transmit by 802.11b at Channel 2412MHz	



No	Flag	Mark	Frequency (MHz)	Measure Level (dBuV/m)	Reading Level (dBuV)	Margin (dB)	Limit (dBuV/m)	Factor (dB)	Type
1			31.455	25.808	12.020	-14.192	40.000	13.787	QP
2			39.215	25.566	11.020	-14.434	40.000	14.546	QP
3			81.140	24.377	14.230	-15.623	40.000	10.147	QP
4			102.265	27.548	16.250	-15.952	43.500	11.298	QP
5		*	129.425	33.853	20.050	-9.647	43.500	13.803	QP
6			866.140	24.995	1.050	-21.005	46.000	23.945	QP

Note 1: Measure Level (dBuV/m) = Reading Level (dBuV) + Factor (dB)

Factor (dB) = Cable Loss (dB) + Antenna Factor (dB/m)

Note 2: The test trace is same as the ambient noise and the amplitude of the emissions are attenuated more than 20dB below the permissible (the test frequency range: 9kHz ~ 30MHz, 18GHz ~ 25GHz), therefore no data appear in the report.

7.7. Radiated Restricted Band Edge Measurement

7.7.1. Test Limit

Radiated emissions which fall in the restricted bands, as defined in Section 15.205(a) of FCC part 15, must also comply with the radiated emission limits specified in Section 15.209(a).

Frequency (MHz)	Frequency (MHz)	Frequency (MHz)	Frequency (GHz)
0.090 - 0.110	16.42-16.423	399.9 - 410	4.5-5.15
¹ 0.495 - 0.505	16.69475-16.69525	608 - 614	5.35-5.46
2.1735-2.1905	16.80425-16.80475	960 - 1240	7.25-7.75
4.125-4.128	25.5 -25.67	1300 - 1427	8.25 - 8.5
4.17725-4.17775	37.5-38.25	1435-1626.5	9.0-9.2
4.20725-4.20775	73-74.6	1645.5-1646.5	9.3-9.5
6.215-6.218	74.8-75.2	1660 - 1710	10.6-12.7
6.26775-6.26825	108-121.94	1718.8-1722.2	13.25-13.4
6.31175-6.31225	123 - 138	2200 - 2300	14.47-14.5
8.291-8.294	149.9-150.05	2310-2390	15.35-16.2
8.362-8.366	156.52475-156.525	2483.5 - 2500	17.7-21.4
8.37625-8.38675	156.7-156.9	2690 - 2900	22.01-23.12
8.41425-8.41475	162.0125-167.17	3260 - 3267	23.6-24.0
12.29-12.293	167.72-173.2	3332 - 3339	31.2-31.8
12.51975-12.52025	240 - 285	3345.8 - 3358	36.43-36.5
12.57675-12.57725	322-335.4	3600 - 4400	(²)
13.36-13.41	--	--	--

All out of band emissions appearing in a restricted band as specified in Section 15.205 of the Title 47CFR must not exceed the limits shown in Table per Section 15.209.

FCC Part 15 Subpart C Paragraph 15.209		
Frequency [MHz]	Field Strength [uV/m]	Measured Distance [Meters]
0.009 – 0.490	2400/F (kHz)	300
0.490 – 1.705	24000/F (kHz)	30
1.705 - 30	30	30
30 - 88	100	3
88 - 216	150	3
216 - 960	200	3
Above 960	500	3

7.7.2. Test Procedure Used

ANSI C63.10 Section 6.3 (General Requirements)

ANSI C63.10 Section 6.6 (Standard test method above 1GHz)

7.7.3. Test Setting

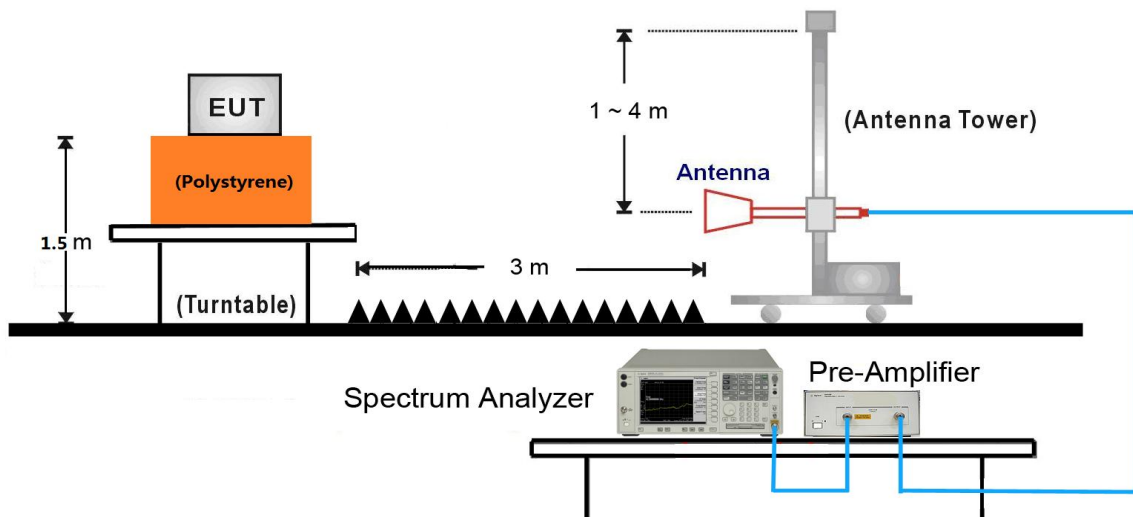
Peak Field Strength Measurements

1. Analyzer center frequency was set to the frequency of the radiated spurious emission of interest
2. RBW = 1MHz
3. VBW = 3MHz
4. Detector = peak
5. Sweep time = auto couple
6. Trace mode = max hold
7. Trace was allowed to stabilize

Average Field Strength Measurements

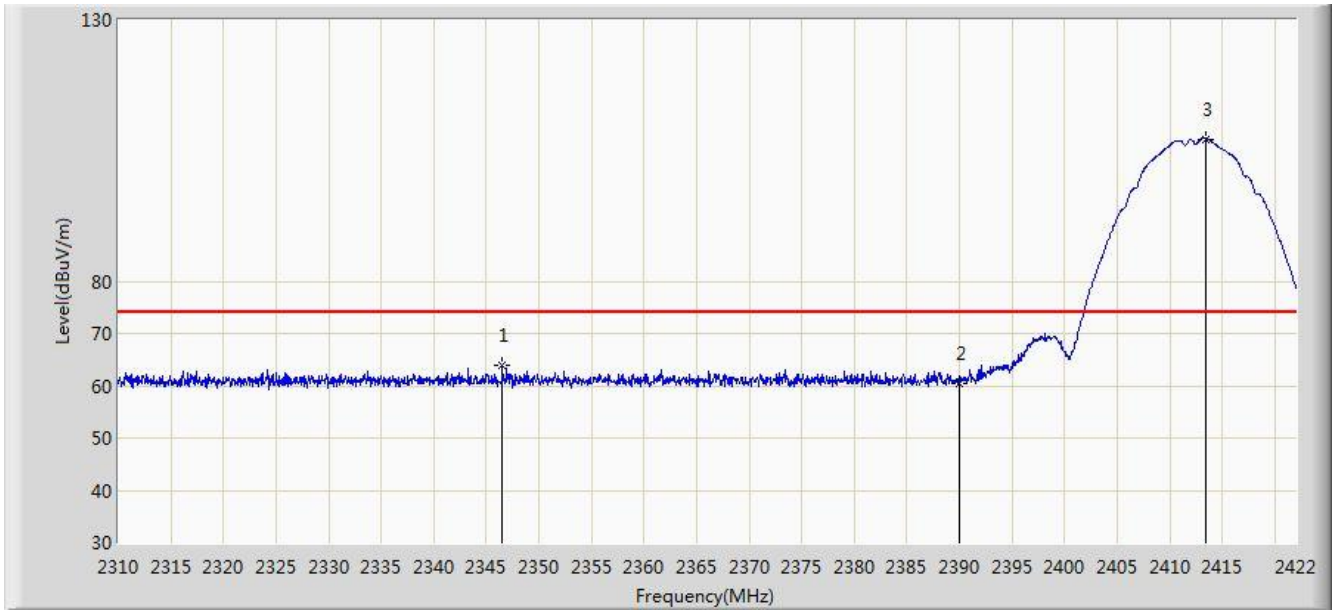
1. Analyzer center frequency was set to the frequency of the radiated spurious emission of interest
2. RBW = 1MHz
3. VBW $\geq 1/T$
4. De As an alternative, the instrument may be set to linear detector mode. Ensure that video filtering is applied in linear voltage domain (rather than in a log or dB domain). Some instruments require linear display mode in order to accomplish this. Others have a setting for Average-VBW Type, which can be set to "Voltage" regardless of the display mode
5. Detector = Peak
6. Sweep time = auto
7. Trace mode = max hold
8. Allow max hold to run for at least 50 times (1/duty cycle) traces

7.7.4.Test Setup



7.7.5. Test Result

Site: AC1	Time: 2017/12/09 - 00:58
Limit: FCC_Part15.209_RE(3m)	Engineer: Peter Xu
Probe: BBHA9120D_1GHz_18GHz	Polarity: Horizontal
EUT: AC220m Wi-Fi module ID US	Power: AC 120V/60Hz
Test Mode: Transmit by 802.11b at channel 2412MHz Ant 0	

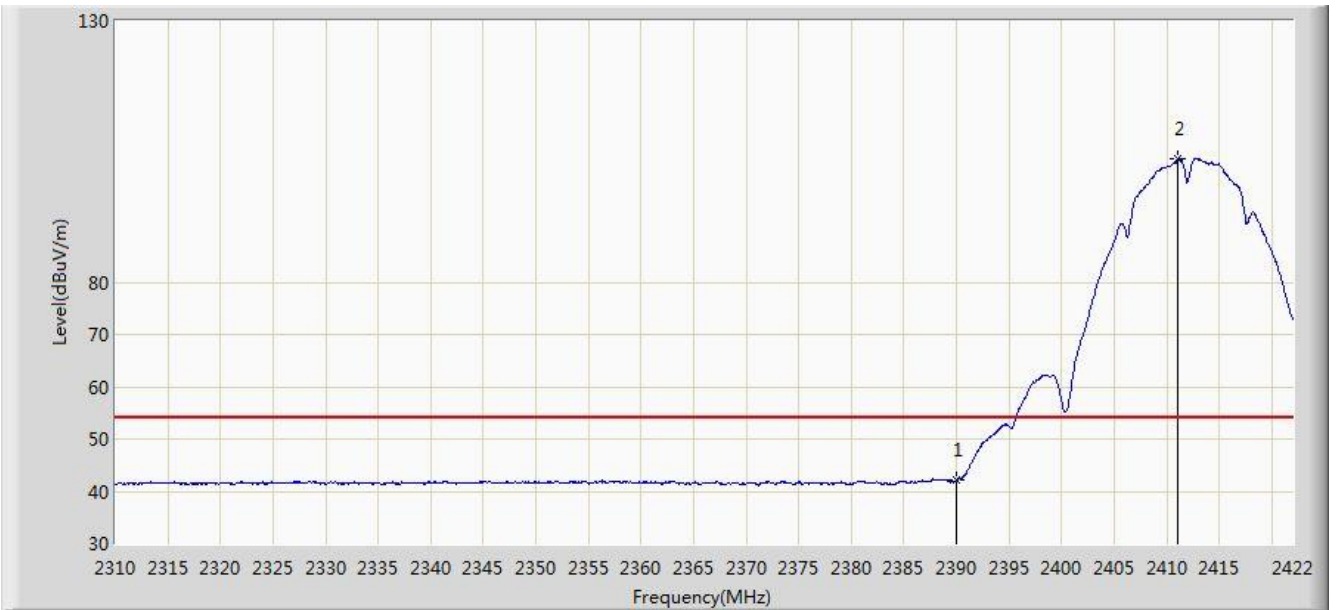


No	Flag	Mark	Frequency (MHz)	Measure Level (dBuV/m)	Reading Level (dBuV)	Margin (dB)	Limit (dBuV/m)	Factor (dB)	Type
1			2346.512	63.949	31.318	-10.051	74.000	32.631	PK
2			2390.000	60.318	27.764	-13.682	74.000	32.554	PK
3			2413.432	107.239	74.715	N/A	N/A	32.524	PK

Note: Measure Level (dBμV/m) = Reading Level (dBμV) + Factor (dB)

Factor (dB) = Cable Loss (dB) + Antenna Factor (dB/m)

Site: AC1	Time: 2017/12/09 - 01:01
Limit: FCC_Part15.209_RE(3m)	Engineer: Peter Xu
Probe: BBHA9120D_1GHz_18GHz	Polarity: Horizontal
EUT: AC220m Wi-Fi module ID US	Power: AC 120V/60Hz
Test Mode: Transmit by 802.11b at channel 2412MHz Ant 0	

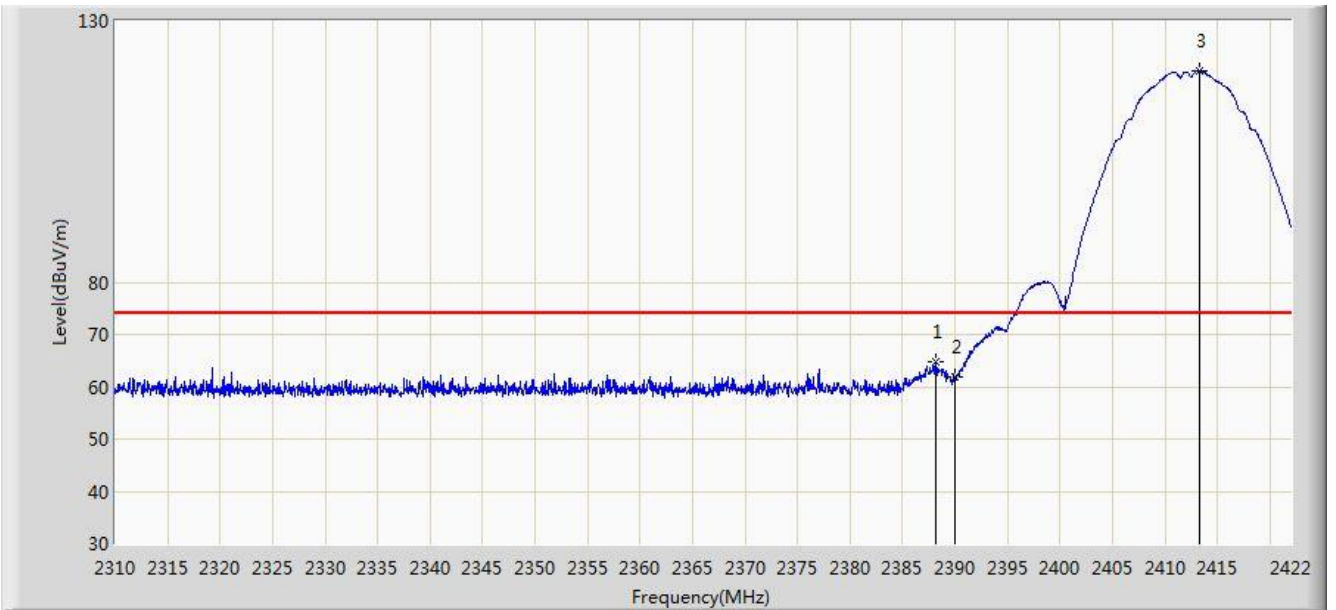


No	Flag	Mark	Frequency (MHz)	Measure Level (dBuV/m)	Reading Level (dBuV)	Margin (dB)	Limit (dBuV/m)	Factor (dB)	Type
1			2390.000	42.073	9.519	-11.927	54.000	32.554	AV
2			2411.080	103.479	70.952	N/A	N/A	32.527	AV

Note: Measure Level (dB μ V/m) = Reading Level (dB μ V) + Factor (dB)

Factor (dB) = Cable Loss (dB) + Antenna Factor (dB/m)

Site: AC1	Time: 2017/12/09 - 00:58
Limit: FCC_Part15.209_RE(3m)	Engineer: Peter Xu
Probe: BBHA9120D_1GHz_18GHz	Polarity: Vertical
EUT: AC220m Wi-Fi module ID US	Power: AC 120V/60Hz
Test Mode: Transmit by 802.11b at channel 2412MHz Ant 0	

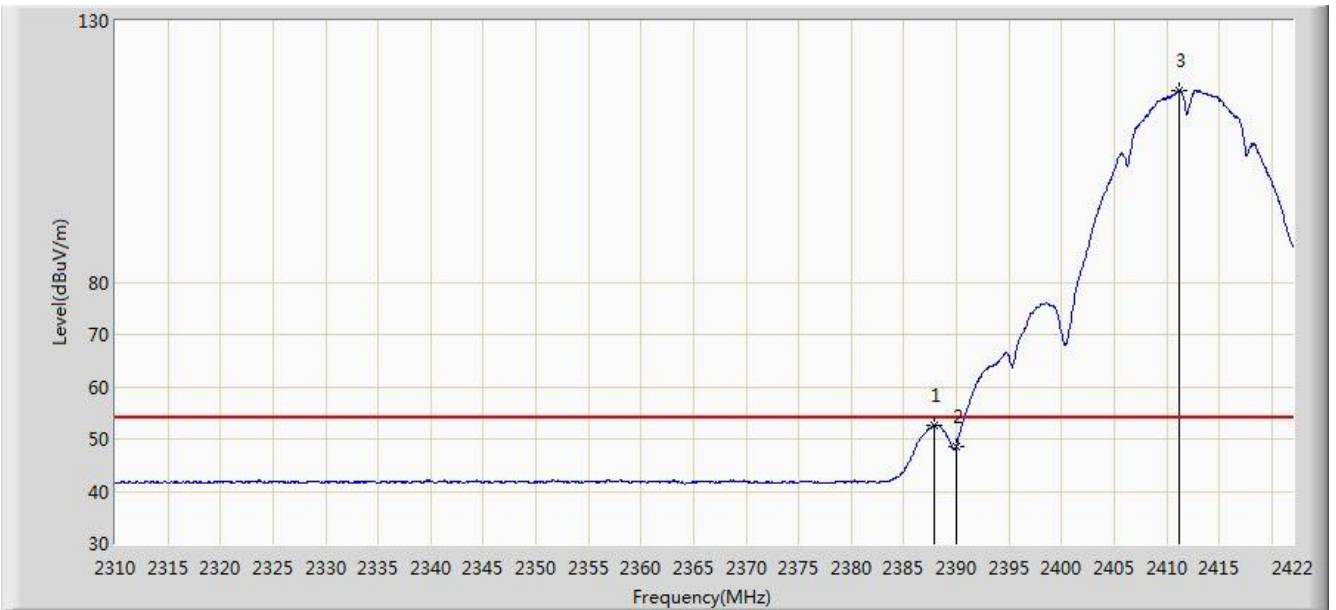


No	Flag	Mark	Frequency (MHz)	Measure Level (dBuV/m)	Reading Level (dBuV)	Margin (dB)	Limit (dBuV/m)	Factor (dB)	Type
1			2388.232	64.692	32.135	-9.308	74.000	32.557	PK
2			2390.000	61.850	29.296	-12.150	74.000	32.554	PK
3			2413.320	120.520	87.996	N/A	N/A	32.524	PK

Note: Measure Level (dB μ V/m) = Reading Level (dB μ V) + Factor (dB)

Factor (dB) = Cable Loss (dB) + Antenna Factor (dB/m)

Site: AC1	Time: 2017/12/09 - 00:57
Limit: FCC_Part15.209_RE(3m)	Engineer: Peter Xu
Probe: BBHA9120D_1GHz_18GHz	Polarity: Vertical
EUT: AC220m Wi-Fi module ID US	Power: AC 120V/60Hz
Test Mode: Transmit by 802.11b at channel 2412MHz Ant 0	

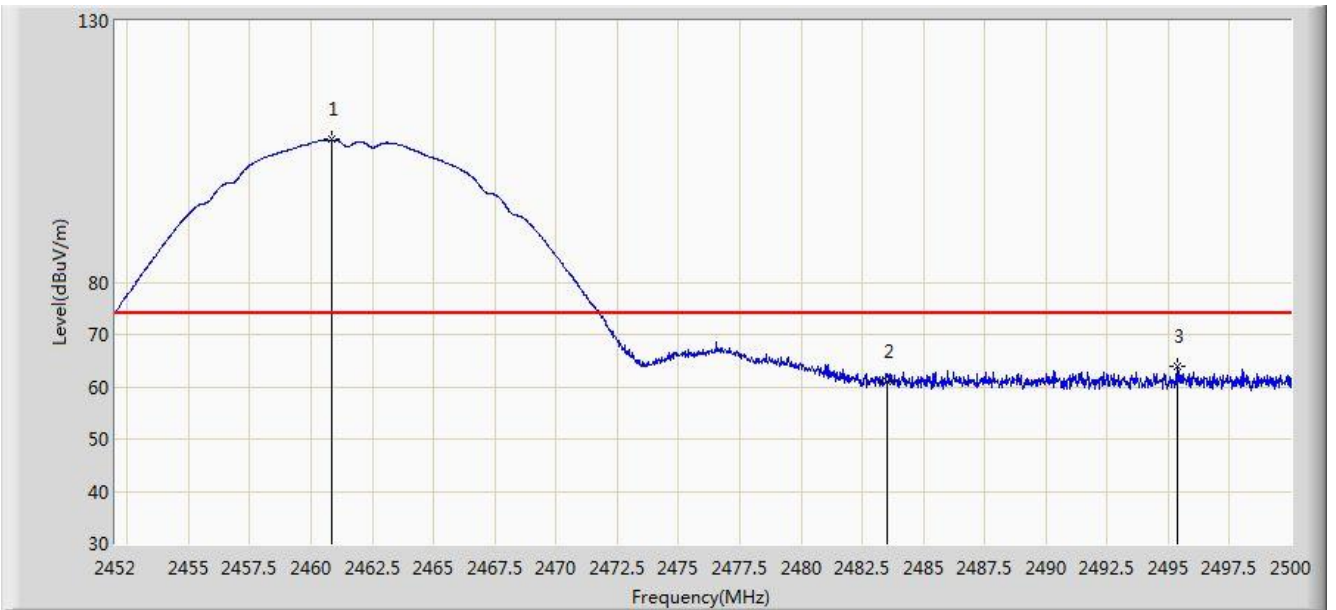


No	Flag	Mark	Frequency (MHz)	Measure Level (dBuV/m)	Reading Level (dBuV)	Margin (dB)	Limit (dBuV/m)	Factor (dB)	Type
1			2387.896	52.527	19.970	-1.473	54.000	32.558	AV
2			2390.000	48.599	16.045	-5.401	54.000	32.554	AV
3			2411.136	116.612	84.085	N/A	N/A	32.527	AV

Note: Measure Level (dB μ V/m) = Reading Level (dB μ V) + Factor (dB)

Factor (dB) = Cable Loss (dB) + Antenna Factor (dB/m)

Site: AC1	Time: 2017/12/09 - 01:08
Limit: FCC_Part15.209_RE(3m)	Engineer: Peter Xu
Probe: BBHA9120D_1GHz_18GHz	Polarity: Horizontal
EUT: AC220m Wi-Fi module ID US	Power: AC 120V/60Hz
Test Mode: Transmit by 802.11b at channel 2462MHz Ant 0	



No	Flag	Mark	Frequency (MHz)	Measure Level (dBuV/m)	Reading Level (dBuV)	Margin (dB)	Limit (dBuV/m)	Factor (dB)	Type
1			2460.832	107.254	74.740	N/A	N/A	32.514	PK
2			2483.500	61.134	28.553	-12.866	74.000	32.580	PK
3			2495.344	63.815	31.199	-10.185	74.000	32.616	PK

Note: Measure Level (dB μ V/m) = Reading Level (dB μ V) + Factor (dB)

Factor (dB) = Cable Loss (dB) + Antenna Factor (dB/m)

Site: AC1	Time: 2017/12/09 - 01:11
Limit: FCC_Part15.209_RE(3m)	Engineer: Peter Xu
Probe: BBHA9120D_1GHz_18GHz	Polarity: Horizontal
EUT: AC220m Wi-Fi module ID US	Power: AC 120V/60Hz
Test Mode: Transmit by 802.11b at channel 2462MHz Ant 0	

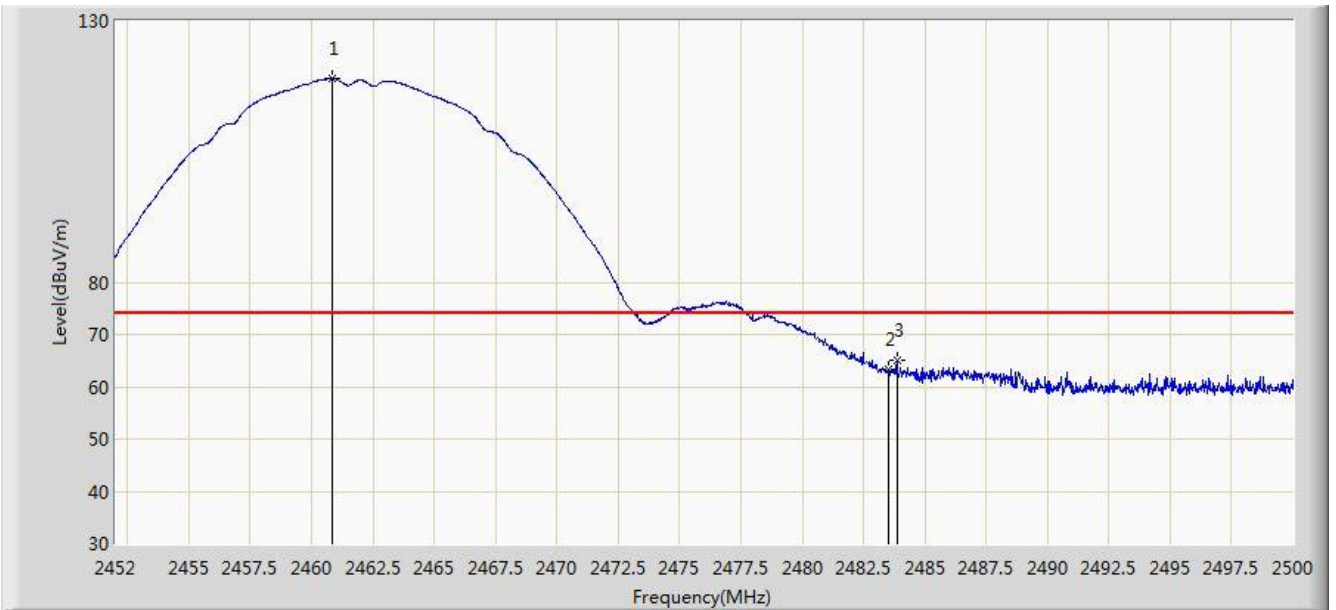


No	Flag	Mark	Frequency (MHz)	Measure Level (dBuV/m)	Reading Level (dBuV)	Margin (dB)	Limit (dBuV/m)	Factor (dB)	Type
1			2461.312	103.458	70.943	N/A	N/A	32.516	AV
2			2483.500	43.918	11.337	-10.082	54.000	32.580	AV

Note: Measure Level (dB μ V/m) = Reading Level (dB μ V) + Factor (dB)

Factor (dB) = Cable Loss (dB) + Antenna Factor (dB/m)

Site: AC1	Time: 2017/12/09 - 01:08
Limit: FCC_Part15.209_RE(3m)	Engineer: Peter Xu
Probe: BBHA9120D_1GHz_18GHz	Polarity: Vertical
EUT: AC220m Wi-Fi module ID US	Power: AC 120V/60Hz
Test Mode: Transmit by 802.11b at channel 2462MHz Ant 0	



No	Flag	Mark	Frequency (MHz)	Measure Level (dBuV/m)	Reading Level (dBuV)	Margin (dB)	Limit (dBuV/m)	Factor (dB)	Type
1			2460.850	118.909	86.395	N/A	N/A	32.514	PK
2			2483.500	63.224	30.643	-10.776	74.000	32.580	PK
3			2483.876	65.025	32.443	-8.975	74.000	32.582	PK

Note: Measure Level (dB μ V/m) = Reading Level (dB μ V) + Factor (dB)

Factor (dB) = Cable Loss (dB) + Antenna Factor (dB/m)

Site: AC1	Time: 2017/12/09 - 01:06
Limit: FCC_Part15.209_RE(3m)	Engineer: Peter Xu
Probe: BBHA9120D_1GHz_18GHz	Polarity: Vertical
EUT: AC220m Wi-Fi module ID US	Power: AC 120V/60Hz
Test Mode: Transmit by 802.11b at channel 2462MHz Ant 0	

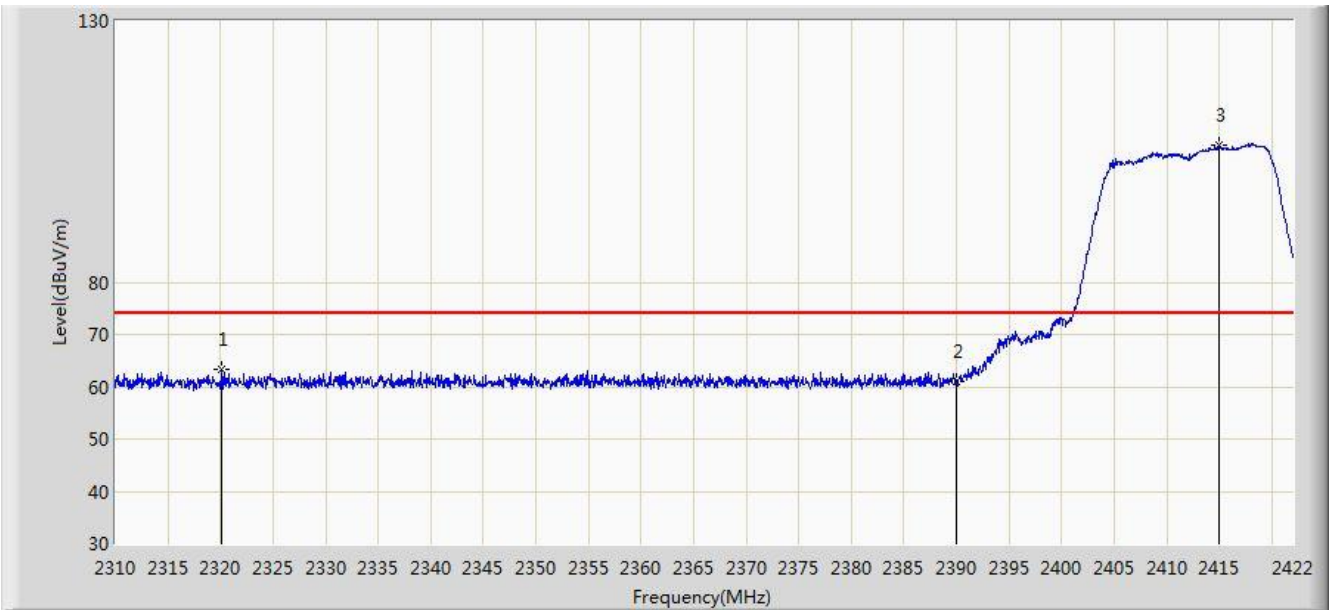


No	Flag	Mark	Frequency (MHz)	Measure Level (dBuV/m)	Reading Level (dBuV)	Margin (dB)	Limit (dBuV/m)	Factor (dB)	Type
1			2461.169	115.354	82.839	N/A	N/A	32.515	AV
2			2483.500	53.258	20.677	-0.742	54.000	32.580	AV

Note: Measure Level (dB μ V/m) = Reading Level (dB μ V) + Factor (dB)

Factor (dB) = Cable Loss (dB) + Antenna Factor (dB/m)

Site: AC1	Time: 2017/12/09 - 01:55
Limit: FCC_Part15.209_RE(3m)	Engineer: Peter Xu
Probe: BBHA9120D_1GHz_18GHz	Polarity: Horizontal
EUT: AC220m Wi-Fi module ID US	Power: AC 120V/60Hz
Test Mode: Transmit by 802.11g at channel 2412MHz Ant 0	

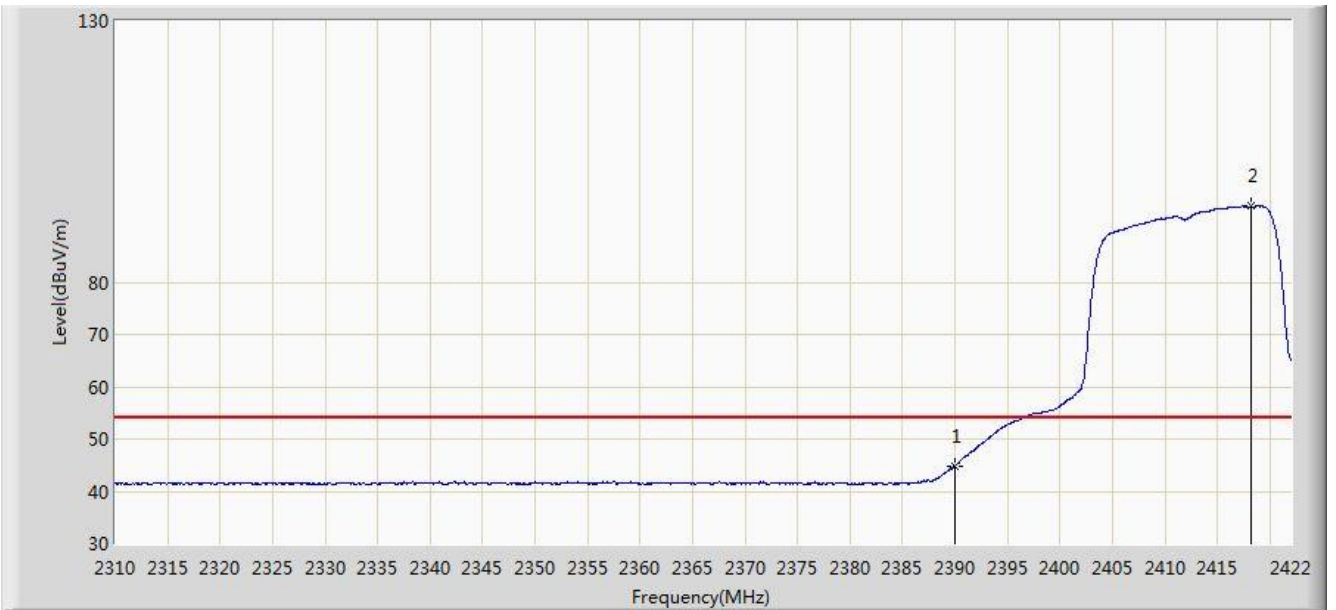


No	Flag	Mark	Frequency (MHz)	Measure Level (dBuV/m)	Reading Level (dBuV)	Margin (dB)	Limit (dBuV/m)	Factor (dB)	Type
1			2320.136	63.307	30.572	-10.693	74.000	32.735	PK
2			2390.000	60.987	28.433	-13.013	74.000	32.554	PK
3			2415.000	106.271	73.749	N/A	N/A	32.522	PK

Note: Measure Level (dBμV/m) = Reading Level (dBμV) + Factor (dB)

Factor (dB) = Cable Loss (dB) + Antenna Factor (dB/m)

Site: AC1	Time: 2017/12/09 - 01:57
Limit: FCC_Part15.209_RE(3m)	Engineer: Peter Xu
Probe: BBHA9120D_1GHz_18GHz	Polarity: Horizontal
EUT: AC220m Wi-Fi module ID US	Power: AC 120V/60Hz
Test Mode: Transmit by 802.11g at channel 2412MHz Ant 0	

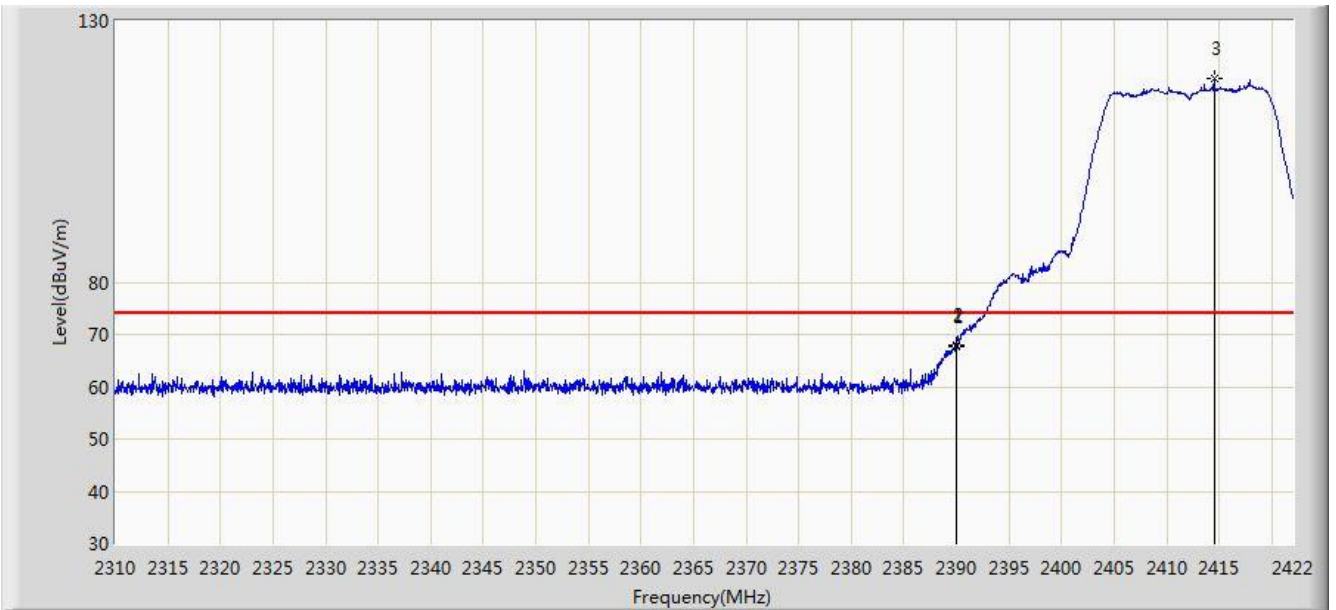


No	Flag	Mark	Frequency (MHz)	Measure Level (dBuV/m)	Reading Level (dBuV)	Margin (dB)	Limit (dBuV/m)	Factor (dB)	Type
1			2390.000	44.851	12.297	-9.149	54.000	32.554	AV
2			2418.192	94.523	62.005	N/A	N/A	32.519	AV

Note: Measure Level (dB μ V/m) = Reading Level (dB μ V) + Factor (dB)

Factor (dB) = Cable Loss (dB) + Antenna Factor (dB/m)

Site: AC1	Time: 2017/12/09 - 01:54
Limit: FCC_Part15.209_RE(3m)	Engineer: Peter Xu
Probe: BBHA9120D_1GHz_18GHz	Polarity: Vertical
EUT: AC220m Wi-Fi module ID US	Power: AC 120V/60Hz
Test Mode: Transmit by 802.11g at channel 2412MHz Ant 0	

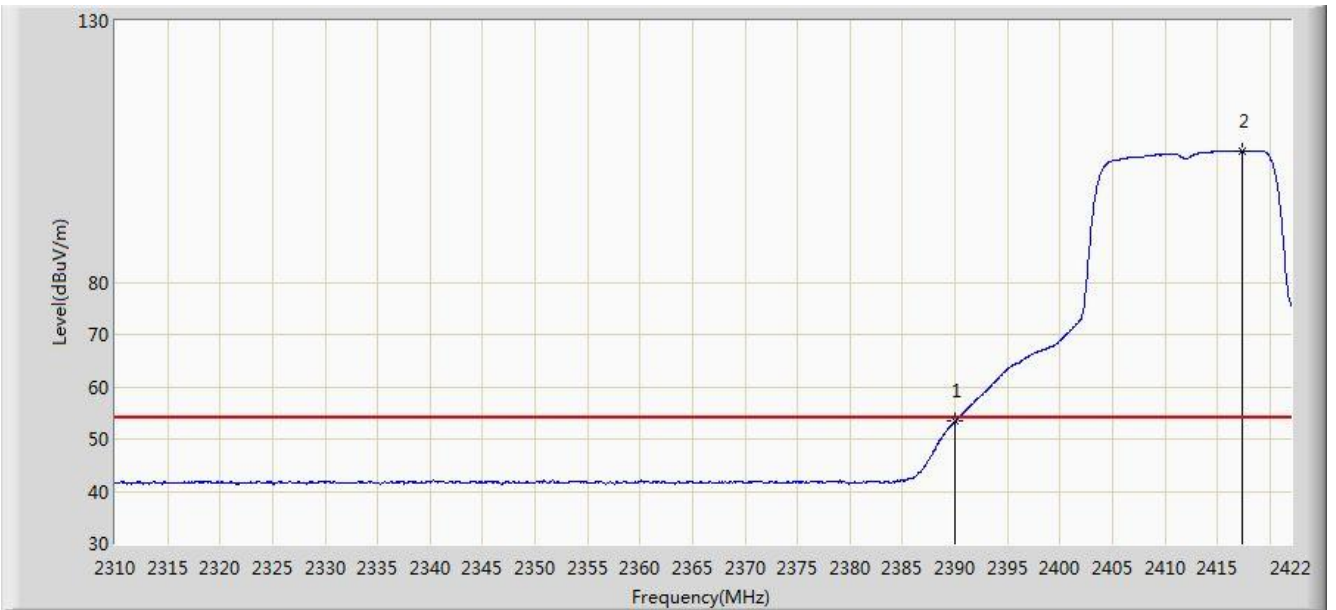


No	Flag	Mark	Frequency (MHz)	Measure Level (dBuV/m)	Reading Level (dBuV)	Margin (dB)	Limit (dBuV/m)	Factor (dB)	Type
1			2390.000	67.642	35.088	-6.358	74.000	32.554	PK
2			2390.024	68.034	35.480	-5.966	74.000	32.554	PK
3			2414.496	118.950	86.427	N/A	N/A	32.523	PK

Note: Measure Level (dB μ V/m) = Reading Level (dB μ V) + Factor (dB)

Factor (dB) = Cable Loss (dB) + Antenna Factor (dB/m)

Site: AC1	Time: 2017/12/09 - 01:54
Limit: FCC_Part15.209_RE(3m)	Engineer: Peter Xu
Probe: BBHA9120D_1GHz_18GHz	Polarity: Vertical
EUT: AC220m Wi-Fi module ID US	Power: AC 120V/60Hz
Test Mode: Transmit by 802.11g at channel 2412MHz Ant 0	

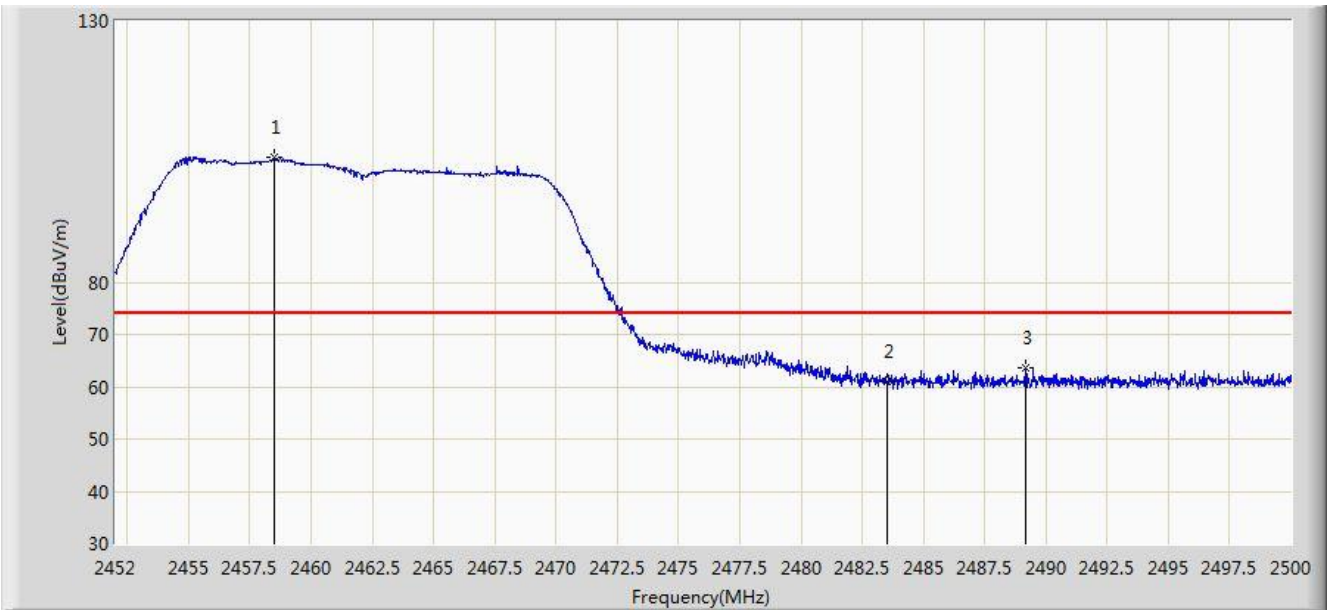


No	Flag	Mark	Frequency (MHz)	Measure Level (dBuV/m)	Reading Level (dBuV)	Margin (dB)	Limit (dBuV/m)	Factor (dB)	Type
1			2390.000	53.363	20.809	-0.637	54.000	32.554	AV
2			2417.352	105.107	72.588	N/A	N/A	32.520	AV

Note: Measure Level (dB μ V/m) = Reading Level (dB μ V) + Factor (dB)

Factor (dB) = Cable Loss (dB) + Antenna Factor (dB/m)

Site: AC1	Time: 2017/12/09 - 02:15
Limit: FCC_Part15.209_RE(3m)	Engineer: Peter Xu
Probe: BBHA9120D_1GHz_18GHz	Polarity: Horizontal
EUT: AC220m Wi-Fi module ID US	Power: AC 120V/60Hz
Test Mode: Transmit by 802.11g at channel 2462MHz Ant 0	

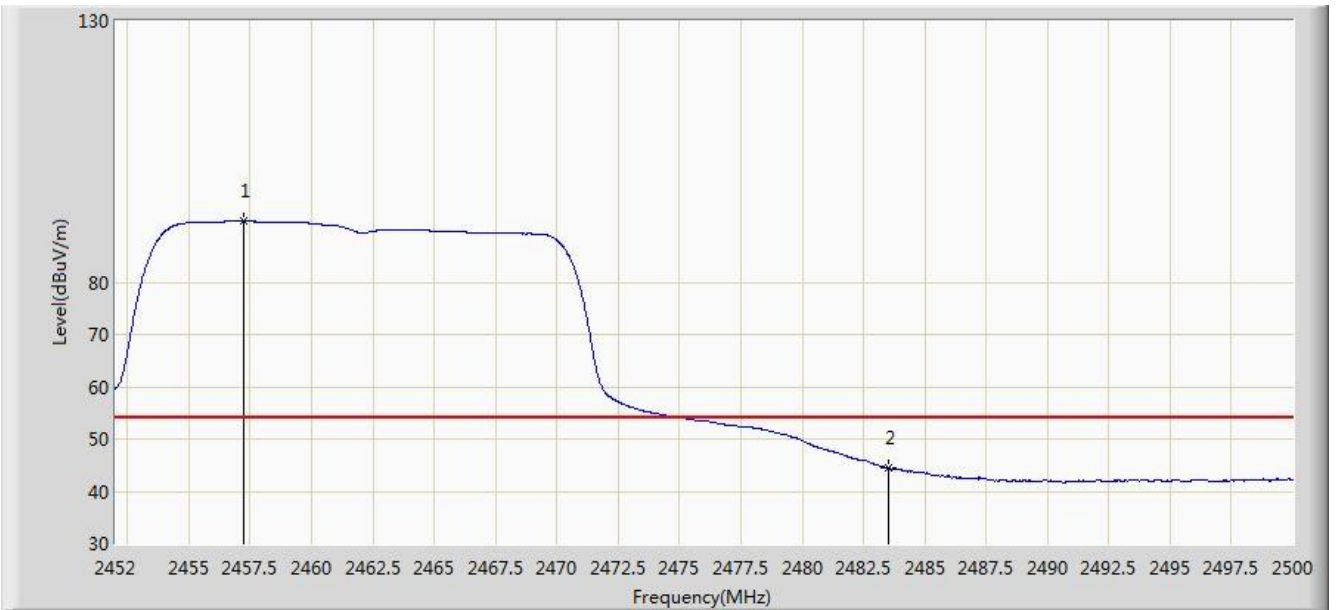


No	Flag	Mark	Frequency (MHz)	Measure Level (dBuV/m)	Reading Level (dBuV)	Margin (dB)	Limit (dBuV/m)	Factor (dB)	Type
1			2458.504	103.783	69.781	N/A	N/A	34.002	PK
2			2483.500	60.984	26.919	-13.016	74.000	34.066	PK
3			2489.152	63.639	29.543	-10.361	74.000	34.097	PK

Note: Measure Level (dB μ V/m) = Reading Level (dB μ V) + Factor (dB)

Factor (dB) = Cable Loss (dB) + Antenna Factor (dB/m)

Site: AC1	Time: 2017/12/09 - 02:18
Limit: FCC_Part15.209_RE(3m)	Engineer: Peter Xu
Probe: BBHA9120D_1GHz_18GHz	Polarity: Horizontal
EUT: AC220m Wi-Fi module ID US	Power: AC 120V/60Hz
Test Mode: Transmit by 802.11g at channel 2462MHz Ant 0	



No	Flag	Mark	Frequency (MHz)	Measure Level (dBuV/m)	Reading Level (dBuV)	Margin (dB)	Limit (dBuV/m)	Factor (dB)	Type
1			2457.208	91.670	59.162	N/A	N/A	32.508	AV
2			2483.500	44.443	11.862	-9.557	54.000	32.580	AV

Note: Measure Level (dB μ V/m) = Reading Level (dB μ V) + Factor (dB)

Factor (dB) = Cable Loss (dB) + Antenna Factor (dB/m)

Site: AC1	Time: 2017/12/09 - 02:14
Limit: FCC_Part15.209_RE(3m)	Engineer: Peter Xu
Probe: BBHA9120D_1GHz_18GHz	Polarity: Vertical
EUT: AC220m Wi-Fi module ID US	Power: AC 120V/60Hz
Test Mode: Transmit by 802.11g at channel 2462MHz Ant 0	

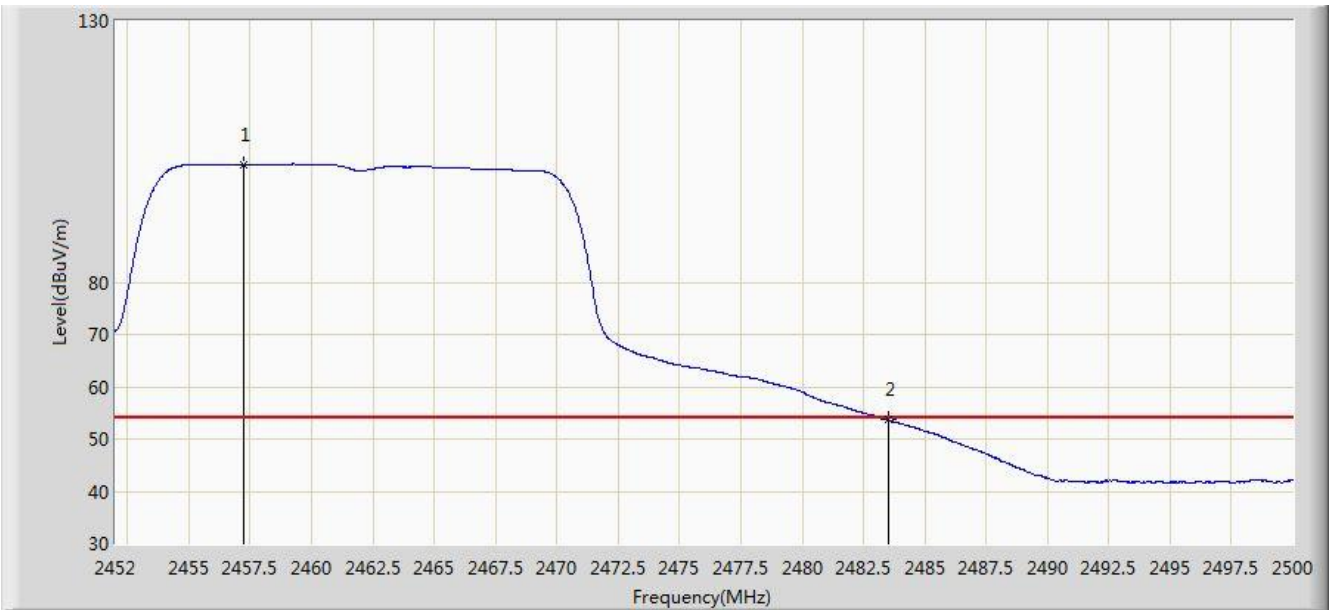


No	Flag	Mark	Frequency (MHz)	Measure Level (dBuV/m)	Reading Level (dBuV)	Margin (dB)	Limit (dBuV/m)	Factor (dB)	Type
1			2458.072	115.795	83.286	N/A	N/A	32.510	PK
2			2483.500	69.389	36.808	-4.611	74.000	32.580	PK
3			2483.680	71.728	39.147	-2.272	74.000	32.582	PK

Note: Measure Level (dB μ V/m) = Reading Level (dB μ V) + Factor (dB)

Factor (dB) = Cable Loss (dB) + Antenna Factor (dB/m)

Site: AC1	Time: 2017/12/09 - 02:12
Limit: FCC_Part15.209_RE(3m)	Engineer: Peter Xu
Probe: BBHA9120D_1GHz_18GHz	Polarity: Vertical
EUT: AC220m Wi-Fi module ID US	Power: AC 120V/60Hz
Test Mode: Transmit by 802.11g at channel 2462MHz Ant 0	

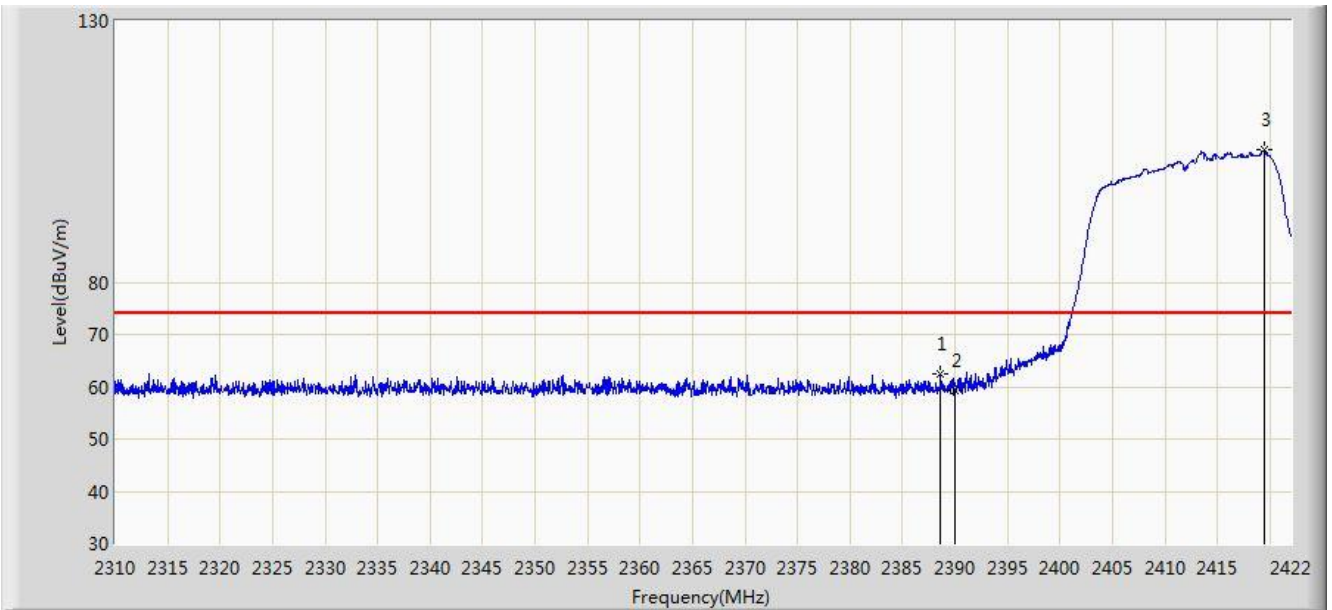


No	Flag	Mark	Frequency (MHz)	Measure Level (dBuV/m)	Reading Level (dBuV)	Margin (dB)	Limit (dBuV/m)	Factor (dB)	Type
1			2457.208	102.588	70.080	N/A	N/A	32.508	AV
2			2483.500	53.628	21.047	-0.372	54.000	32.580	AV

Note: Measure Level (dB μ V/m) = Reading Level (dB μ V) + Factor (dB)

Factor (dB) = Cable Loss (dB) + Antenna Factor (dB/m)

Site: AC1	Time: 2017/12/09 - 02:31
Limit: FCC_Part15.209_RE(3m)	Engineer: Peter Xu
Probe: BBHA9120D_1GHz_18GHz	Polarity: Horizontal
EUT: AC220m Wi-Fi module ID US	Power: AC 120V/60Hz
Test Mode: Transmit by 802.11n-HT20 at channel 2412MHz Ant 0	

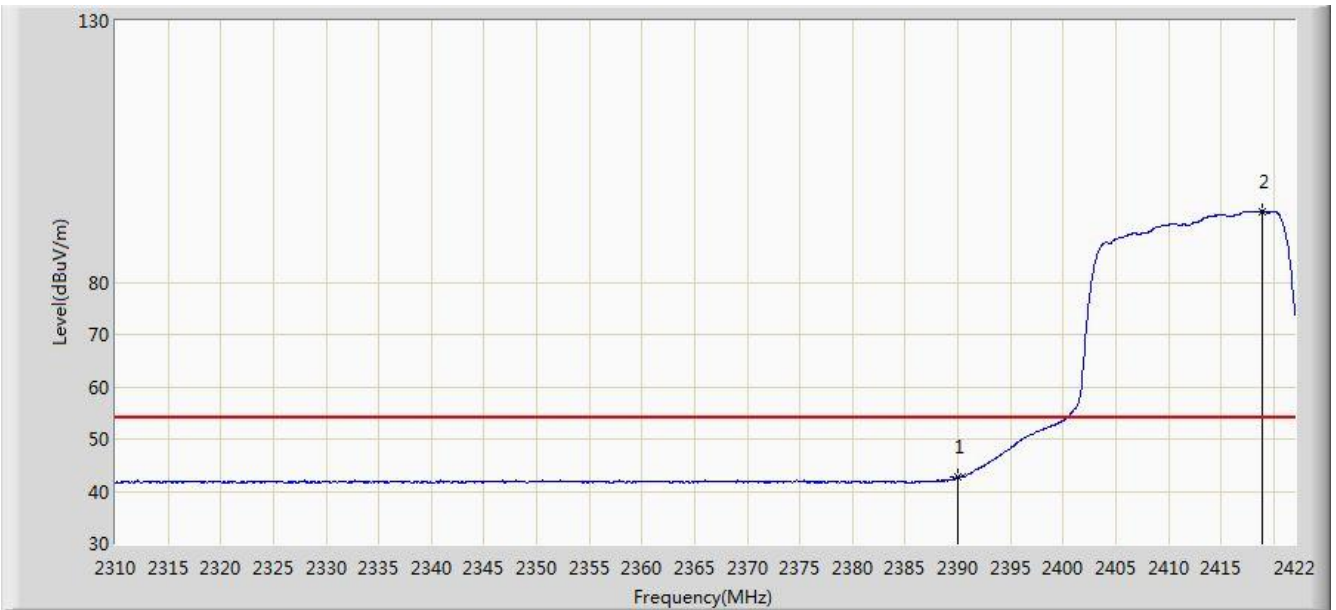


No	Flag	Mark	Frequency (MHz)	Measure Level (dBuV/m)	Reading Level (dBuV)	Margin (dB)	Limit (dBuV/m)	Factor (dB)	Type
1			2388.624	62.413	29.857	-11.587	74.000	32.556	PK
2			2390.000	59.327	26.773	-14.673	74.000	32.554	PK
3			2419.536	105.339	72.822	N/A	N/A	32.516	PK

Note: Measure Level (dB μ V/m) = Reading Level (dB μ V) + Factor (dB)

Factor (dB) = Cable Loss (dB) + Antenna Factor (dB/m)

Site: AC1	Time: 2017/12/09 - 02:35
Limit: FCC_Part15.209_RE(3m)	Engineer: Peter Xu
Probe: BBHA9120D_1GHz_18GHz	Polarity: Horizontal
EUT: AC220m Wi-Fi module ID US	Power: AC 120V/60Hz
Test Mode: Transmit by 802.11n-HT20 at channel 2412MHz Ant 0	

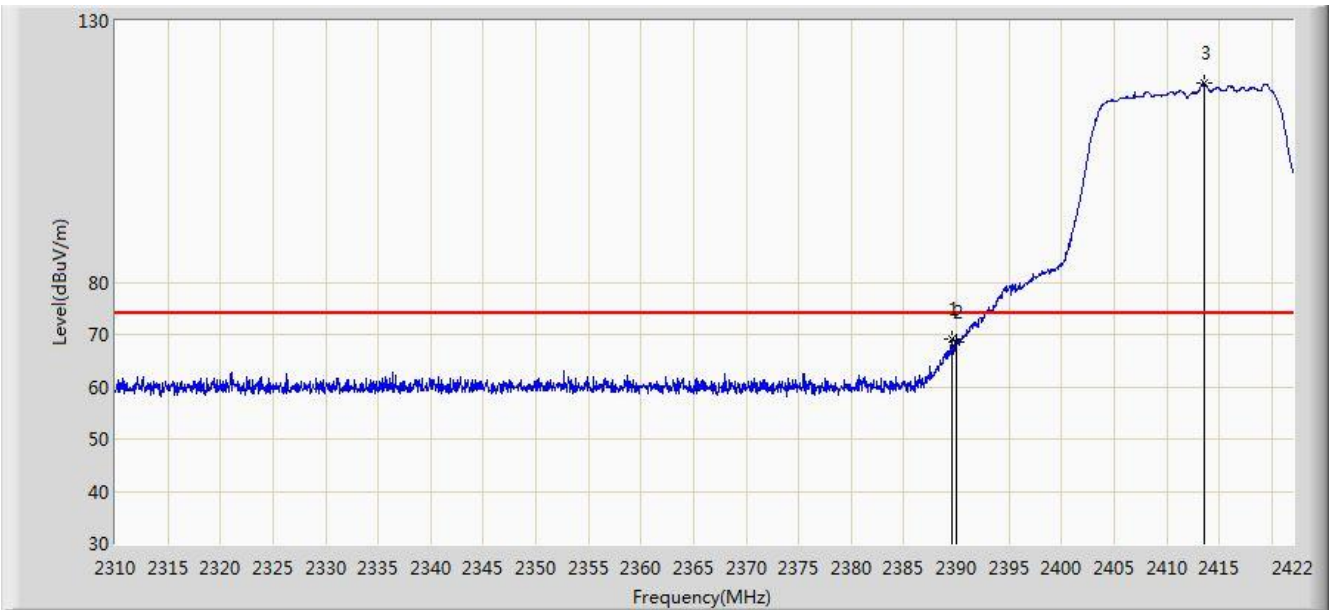


No	Flag	Mark	Frequency (MHz)	Measure Level (dBuV/m)	Reading Level (dBuV)	Margin (dB)	Limit (dBuV/m)	Factor (dB)	Type
1			2390.000	42.788	10.234	-11.212	54.000	32.554	AV
2			2418.976	93.618	61.101	N/A	N/A	32.518	AV

Note: Measure Level (dB μ V/m) = Reading Level (dB μ V) + Factor (dB)

Factor (dB) = Cable Loss (dB) + Antenna Factor (dB/m)

Site: AC1	Time: 2017/12/09 - 02:30
Limit: FCC_Part15.209_RE(3m)	Engineer: Peter Xu
Probe: BBHA9120D_1GHz_18GHz	Polarity: Vertical
EUT: AC220m Wi-Fi module ID US	Power: AC 120V/60Hz
Test Mode: Transmit by 802.11n-HT20 at channel 2412MHz Ant 0	

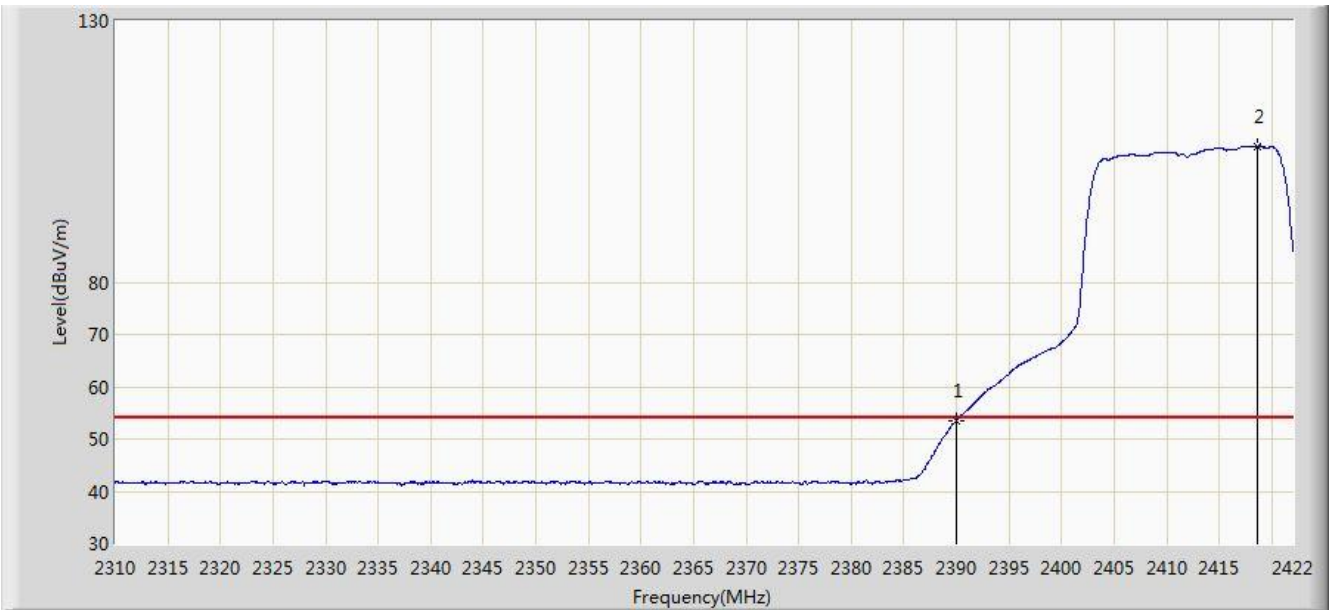


No	Flag	Mark	Frequency (MHz)	Measure Level (dBuV/m)	Reading Level (dBuV)	Margin (dB)	Limit (dBuV/m)	Factor (dB)	Type
1			2389.576	69.119	36.564	-4.881	74.000	32.555	PK
2			2390.000	68.587	36.033	-5.413	74.000	32.554	PK
3			2413.600	118.052	85.528	N/A	N/A	32.524	PK

Note: Measure Level (dB μ V/m) = Reading Level (dB μ V) + Factor (dB)

Factor (dB) = Cable Loss (dB) + Antenna Factor (dB/m)

Site: AC1	Time: 2017/12/09 - 02:29
Limit: FCC_Part15.209_RE(3m)	Engineer: Peter Xu
Probe: BBHA9120D_1GHz_18GHz	Polarity: Vertical
EUT: AC220m Wi-Fi module ID US	Power: AC 120V/60Hz
Test Mode: Transmit by 802.11n-HT20 at channel 2412MHz Ant 0	

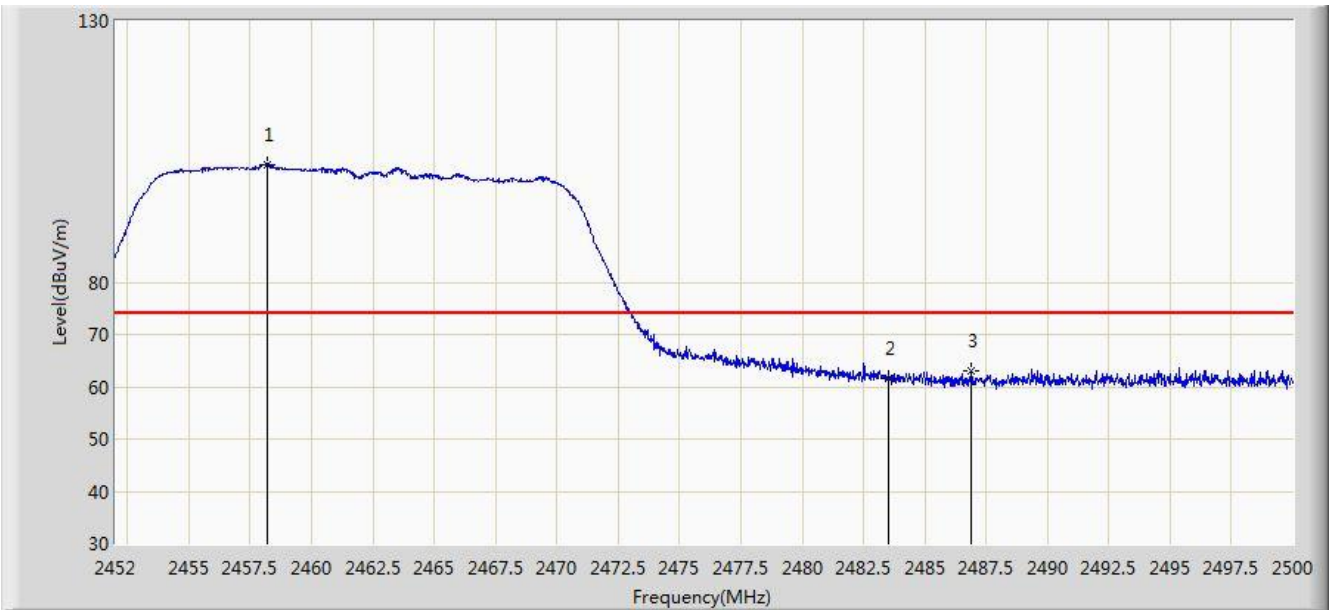


No	Flag	Mark	Frequency (MHz)	Measure Level (dBuV/m)	Reading Level (dBuV)	Margin (dB)	Limit (dBuV/m)	Factor (dB)	Type
1			2390.000	53.580	21.026	-0.420	54.000	32.554	AV
2			2418.640	106.085	73.567	N/A	N/A	32.518	AV

Note: Measure Level (dB μ V/m) = Reading Level (dB μ V) + Factor (dB)

Factor (dB) = Cable Loss (dB) + Antenna Factor (dB/m)

Site: AC1	Time: 2017/12/09 - 02:42
Limit: FCC_Part15.209_RE(3m)	Engineer: Peter Xu
Probe: BBHA9120D_1GHz_18GHz	Polarity: Horizontal
EUT: AC220m Wi-Fi module ID US	Power: AC 120V/60Hz
Test Mode: Transmit by 802.11n-HT20 at channel 2462MHz Ant 0	

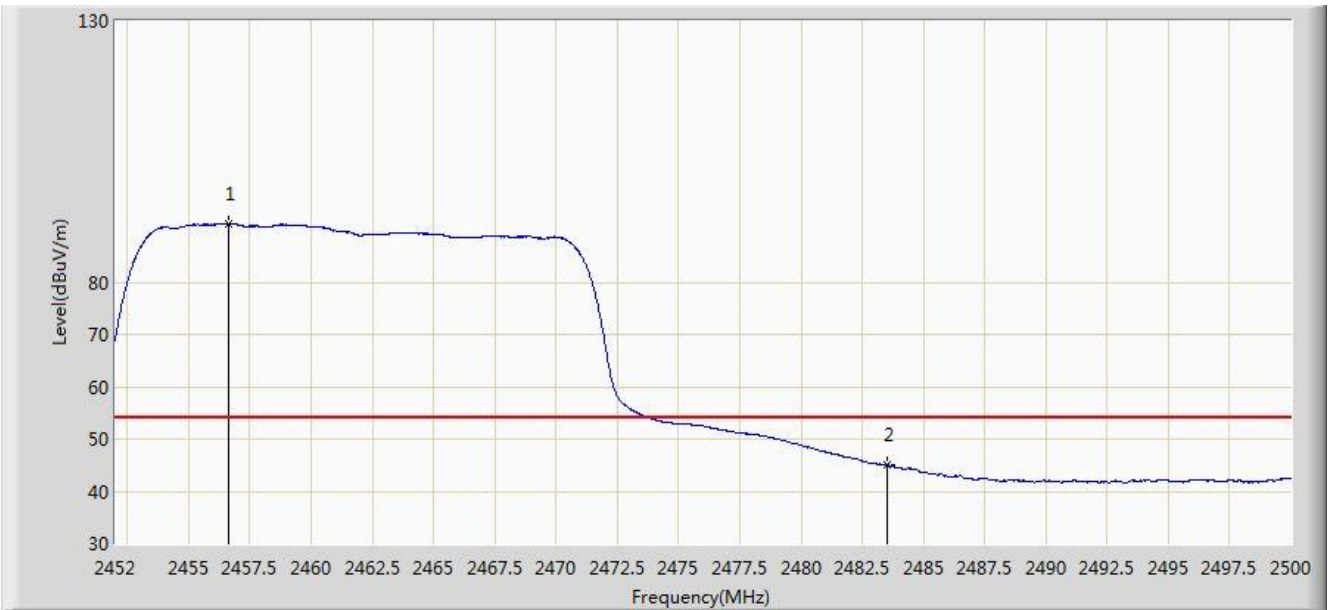


No	Flag	Mark	Frequency (MHz)	Measure Level (dBuV/m)	Reading Level (dBuV)	Margin (dB)	Limit (dBuV/m)	Factor (dB)	Type
1			2458.168	102.535	70.025	N/A	N/A	32.510	PK
2			2483.500	61.543	28.962	-12.457	74.000	32.580	PK
3			2486.872	63.140	30.549	-10.860	74.000	32.590	PK

Note: Measure Level (dB μ V/m) = Reading Level (dB μ V) + Factor (dB)

Factor (dB) = Cable Loss (dB) + Antenna Factor (dB/m)

Site: AC1	Time: 2017/12/09 - 02:44
Limit: FCC_Part15.209_RE(3m)	Engineer: Peter Xu
Probe: BBHA9120D_1GHz_18GHz	Polarity: Horizontal
EUT: AC220m Wi-Fi module ID US	Power: AC 120V/60Hz
Test Mode: Transmit by 802.11n-HT20 at channel 2462MHz Ant 0	

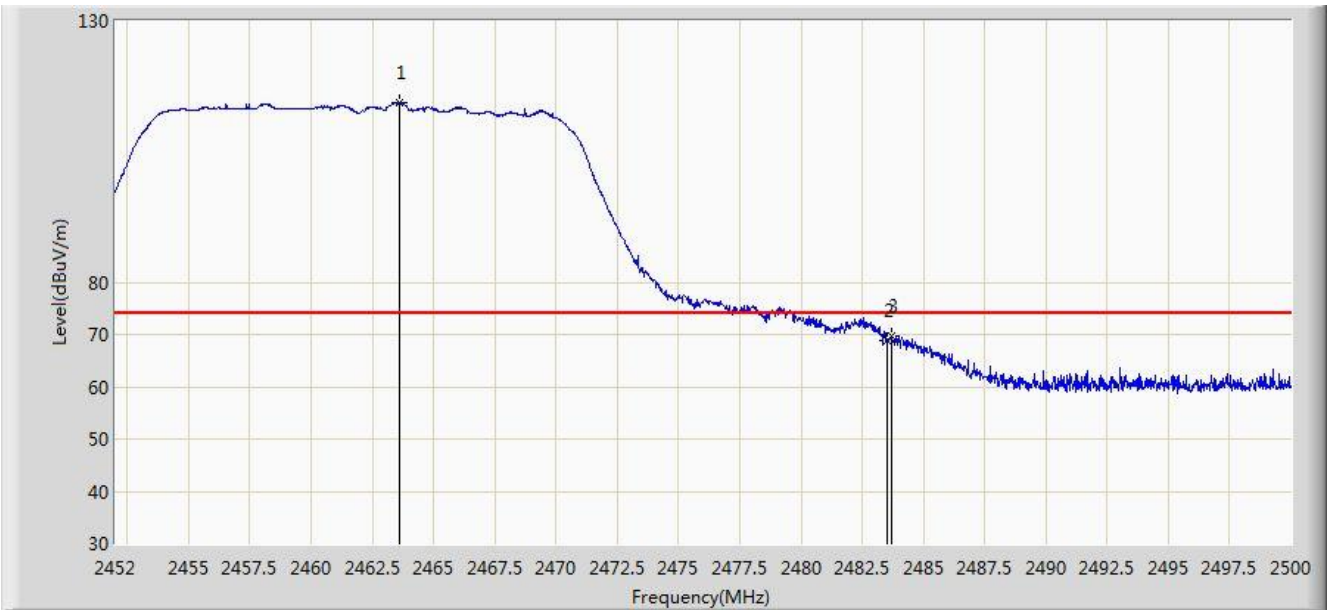


No	Flag	Mark	Frequency (MHz)	Measure Level (dBuV/m)	Reading Level (dBuV)	Margin (dB)	Limit (dBuV/m)	Factor (dB)	Type
1			2456.608	91.227	58.720	N/A	N/A	32.507	AV
2			2483.500	44.958	12.377	-9.042	54.000	32.580	AV

Note: Measure Level (dB μ V/m) = Reading Level (dB μ V) + Factor (dB)

Factor (dB) = Cable Loss (dB) + Antenna Factor (dB/m)

Site: AC1	Time: 2017/12/09 - 02:41
Limit: FCC_Part15.209_RE(3m)	Engineer: Peter Xu
Probe: BBHA9120D_1GHz_18GHz	Polarity: Vertical
EUT: AC220m Wi-Fi module ID US	Power: AC 120V/60Hz
Test Mode: Transmit by 802.11n-HT20 at channel 2462MHz Ant 0	



No	Flag	Mark	Frequency (MHz)	Measure Level (dBuV/m)	Reading Level (dBuV)	Margin (dB)	Limit (dBuV/m)	Factor (dB)	Type
1			2463.592	114.406	81.885	N/A	N/A	32.521	PK
2			2483.500	68.939	36.358	-5.061	74.000	32.580	PK
3			2483.680	69.798	37.217	-4.202	74.000	32.582	PK

Note: Measure Level (dB μ V/m) = Reading Level (dB μ V) + Factor (dB)

Factor (dB) = Cable Loss (dB) + Antenna Factor (dB/m)

Site: AC1	Time: 2017/12/09 - 02:41
Limit: FCC_Part15.209_RE(3m)	Engineer: Peter Xu
Probe: BBHA9120D_1GHz_18GHz	Polarity: Vertical
EUT: AC220m Wi-Fi module ID US	Power: AC 120V/60Hz
Test Mode: Transmit by 802.11n-HT20 at channel 2462MHz Ant 0	

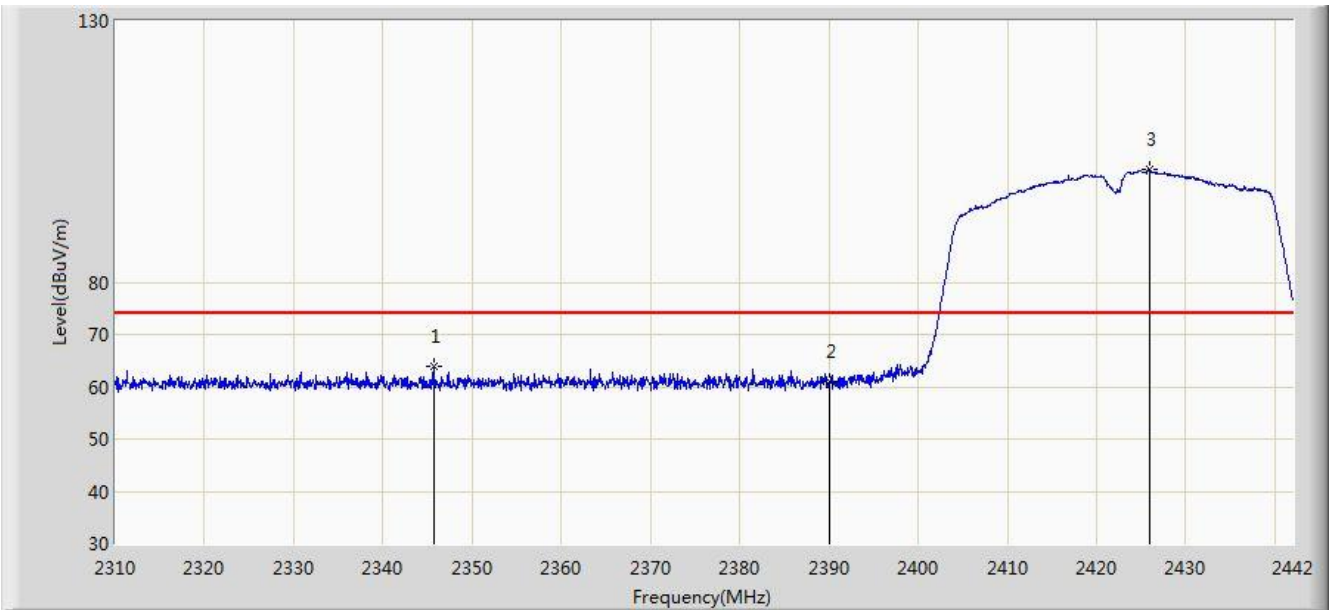


No	Flag	Mark	Frequency (MHz)	Measure Level (dBuV/m)	Reading Level (dBuV)	Margin (dB)	Limit (dBuV/m)	Factor (dB)	Type
1			2455.288	102.386	69.881	N/A	N/A	32.504	AV
2			2483.500	53.695	21.114	-0.305	54.000	32.580	AV

Note: Measure Level (dB μ V/m) = Reading Level (dB μ V) + Factor (dB)

Factor (dB) = Cable Loss (dB) + Antenna Factor (dB/m)

Site: AC1	Time: 2017/12/09 - 02:54
Limit: FCC_Part15.209_RE(3m)	Engineer: Peter Xu
Probe: BBHA9120D_1GHz_18GHz	Polarity: Horizontal
EUT: AC220m Wi-Fi module ID US	Power: AC 120V/60Hz
Test Mode: Transmit by 802.11n-HT40 at channel 2422MHz Ant 0	

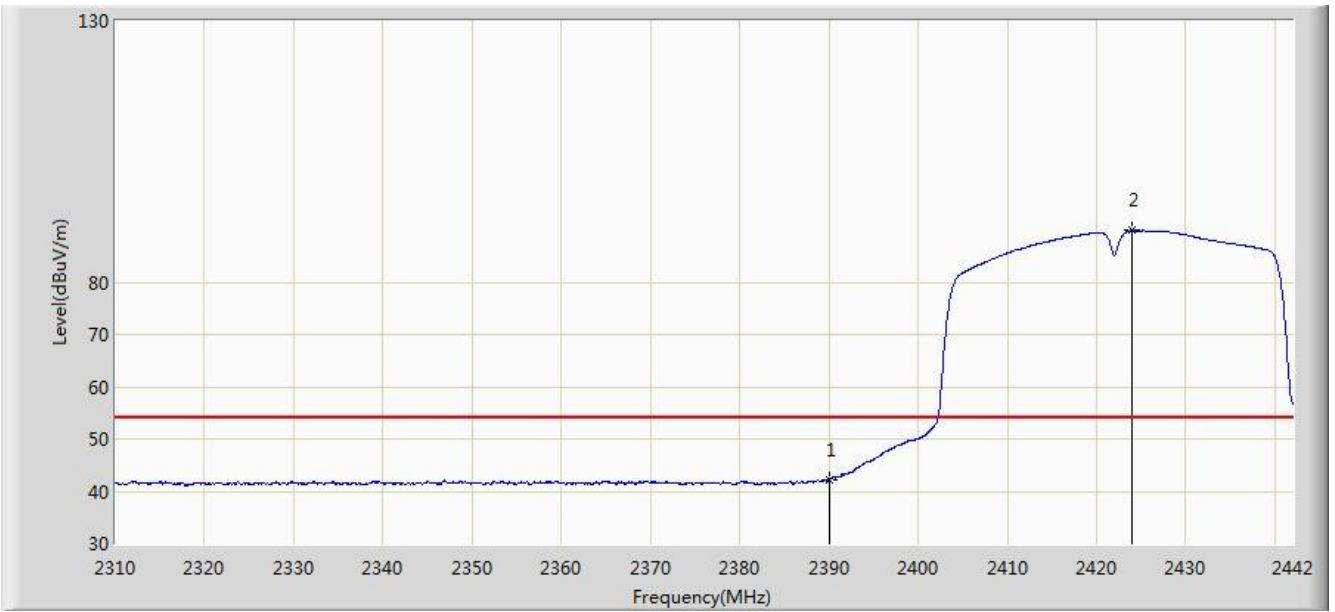


No	Flag	Mark	Frequency (MHz)	Measure Level (dBuV/m)	Reading Level (dBuV)	Margin (dB)	Limit (dBuV/m)	Factor (dB)	Type
1			2345.706	63.895	31.262	-10.105	74.000	32.633	PK
2			2390.000	61.035	28.481	-12.965	74.000	32.554	PK
3			2425.896	101.588	69.079	N/A	N/A	32.509	PK

Note: Measure Level (dB μ V/m) = Reading Level (dB μ V) + Factor (dB)

Factor (dB) = Cable Loss (dB) + Antenna Factor (dB/m)

Site: AC1	Time: 2017/12/09 - 02:56
Limit: FCC_Part15.209_RE(3m)	Engineer: Peter Xu
Probe: BBHA9120D_1GHz_18GHz	Polarity: Horizontal
EUT: AC220m Wi-Fi module ID US	Power: AC 120V/60Hz
Test Mode: Transmit by 802.11n-HT40 at channel 2422MHz Ant 0	

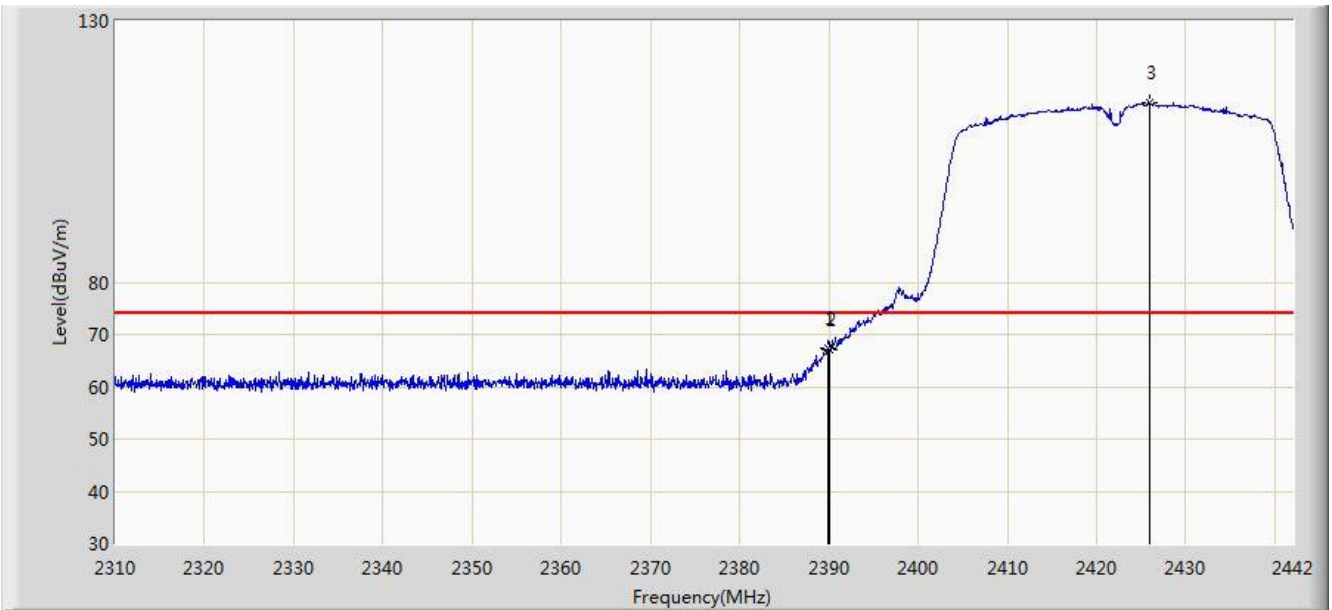


No	Flag	Mark	Frequency (MHz)	Measure Level (dBuV/m)	Reading Level (dBuV)	Margin (dB)	Limit (dBuV/m)	Factor (dB)	Type
1			2390.000	42.131	9.577	-11.869	54.000	32.554	AV
2			2424.048	89.881	57.370	N/A	N/A	32.512	AV

Note: Measure Level (dB μ V/m) = Reading Level (dB μ V) + Factor (dB)

Factor (dB) = Cable Loss (dB) + Antenna Factor (dB/m)

Site: AC1	Time: 2017/12/09 - 02:52
Limit: FCC_Part15.209_RE(3m)	Engineer: Peter Xu
Probe: BBHA9120D_1GHz_18GHz	Polarity: Vertical
EUT: AC220m Wi-Fi module ID US	Power: AC 120V/60Hz
Test Mode: Transmit by 802.11n-HT40 at channel 2422MHz Ant 0	

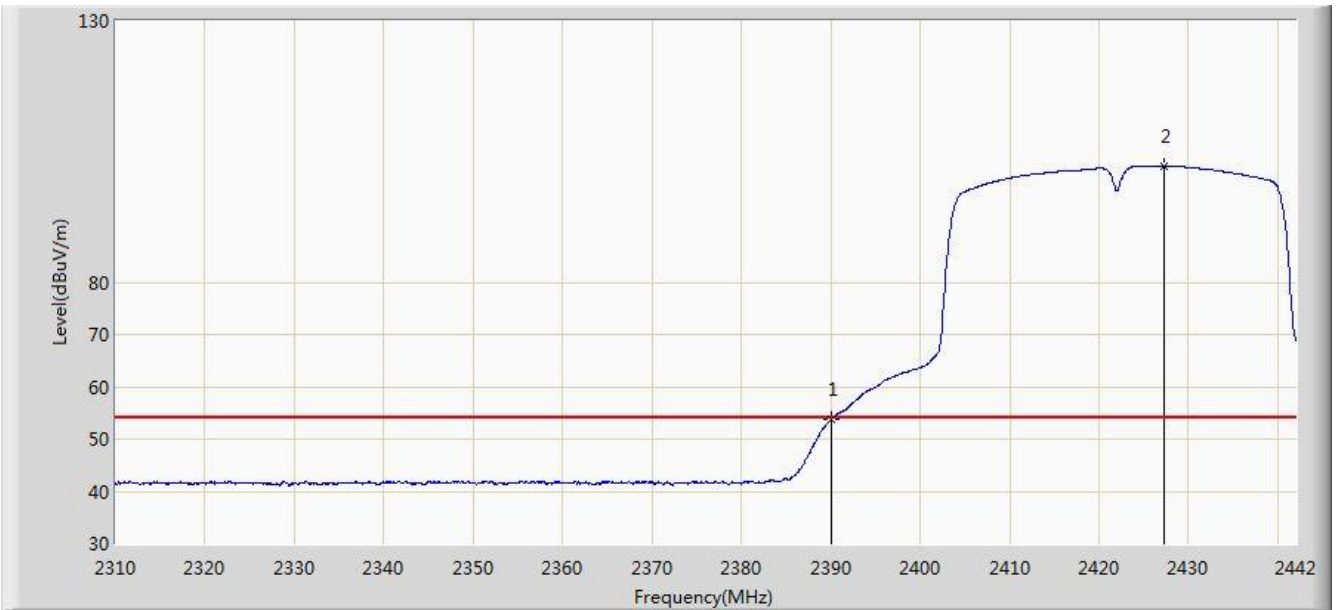


No	Flag	Mark	Frequency (MHz)	Measure Level (dBuV/m)	Reading Level (dBuV)	Margin (dB)	Limit (dBuV/m)	Factor (dB)	Type
1			2389.926	67.533	34.978	-6.467	74.000	32.555	PK
2			2390.000	67.051	34.497	-6.949	74.000	32.554	PK
3			2425.896	114.373	81.864	N/A	N/A	32.509	PK

Note: Measure Level (dB μ V/m) = Reading Level (dB μ V) + Factor (dB)

Factor (dB) = Cable Loss (dB) + Antenna Factor (dB/m)

Site: AC1	Time: 2017/12/09 - 02:50
Limit: FCC_Part15.209_RE(3m)	Engineer: Peter Xu
Probe: BBHA9120D_1GHz_18GHz	Polarity: Vertical
EUT: AC220m Wi-Fi module ID US	Power: AC 120V/60Hz
Test Mode: Transmit by 802.11n-HT40 at channel 2422MHz Ant 0	

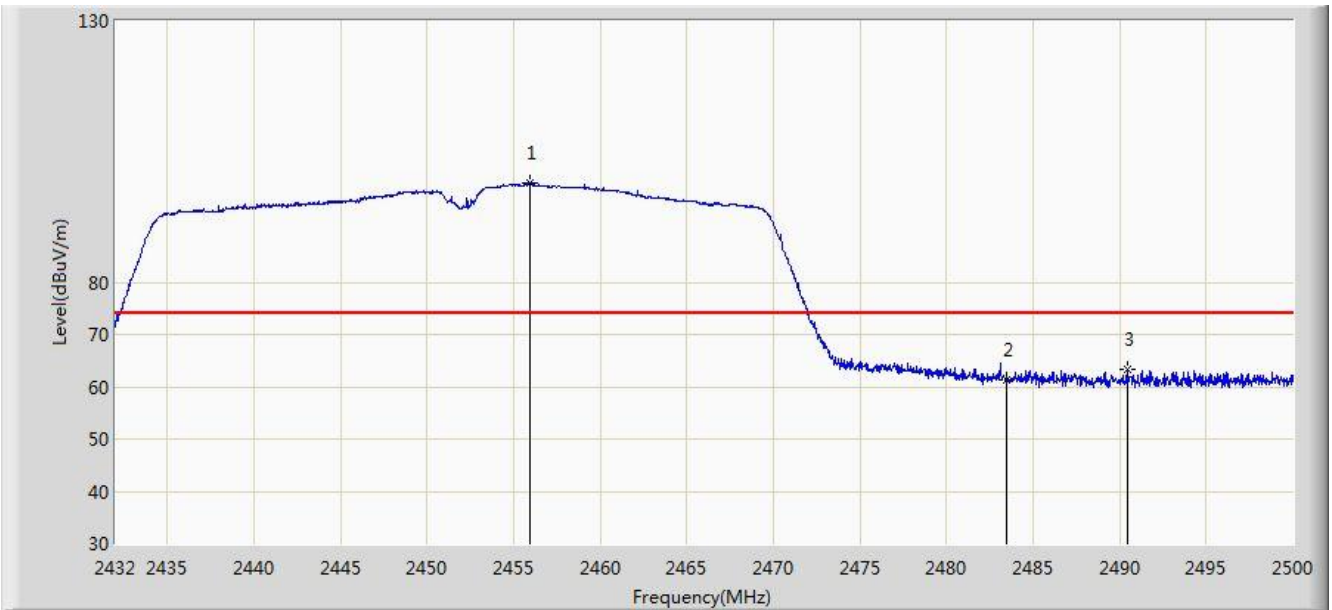


No	Flag	Mark	Frequency (MHz)	Measure Level (dBuV/m)	Reading Level (dBuV)	Margin (dB)	Limit (dBuV/m)	Factor (dB)	Type
1			2390.000	53.711	21.157	-0.289	54.000	32.554	AV
2			2427.348	102.083	69.576	N/A	N/A	32.508	AV

Note: Measure Level (dB μ V/m) = Reading Level (dB μ V) + Factor (dB)

Factor (dB) = Cable Loss (dB) + Antenna Factor (dB/m)

Site: AC1	Time: 2017/12/09 - 03:03
Limit: FCC_Part15.209_RE(3m)	Engineer: Peter Xu
Probe: BBHA9120D_1GHz_18GHz	Polarity: Horizontal
EUT: AC220m Wi-Fi module ID US	Power: AC 120V/60Hz
Test Mode: Transmit by 802.11n-HT40 at channel 2452MHz Ant 0	

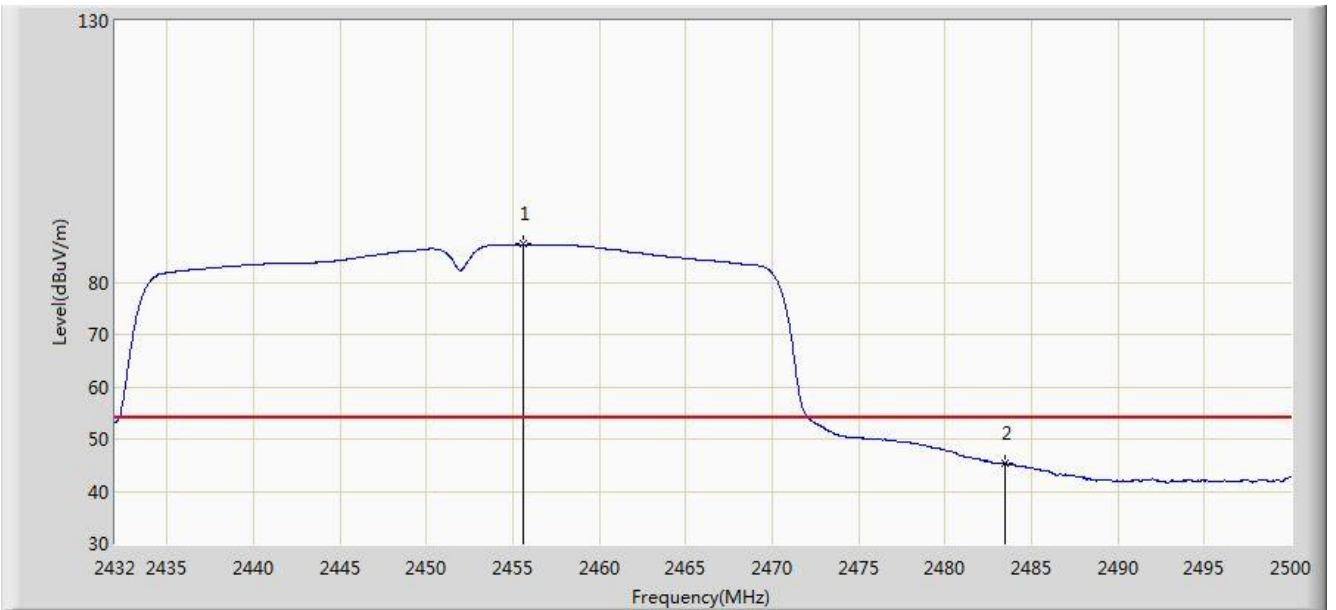


No	Flag	Mark	Frequency (MHz)	Measure Level (dBuV/m)	Reading Level (dBuV)	Margin (dB)	Limit (dBuV/m)	Factor (dB)	Type
1			2455.936	98.984	66.478	N/A	N/A	32.505	PK
2			2483.500	61.237	28.656	-12.763	74.000	32.580	PK
3			2490.446	63.266	30.665	-10.734	74.000	32.602	PK

Note: Measure Level (dB μ V/m) = Reading Level (dB μ V) + Factor (dB)

Factor (dB) = Cable Loss (dB) + Antenna Factor (dB/m)

Site: AC1	Time: 2017/12/09 - 03:05
Limit: FCC_Part15.209_RE(3m)	Engineer: Peter Xu
Probe: BBHA9120D_1GHz_18GHz	Polarity: Horizontal
EUT: AC220m Wi-Fi module ID US	Power: AC 120V/60Hz
Test Mode: Transmit by 802.11n-HT40 at channel 2452MHz Ant 0	

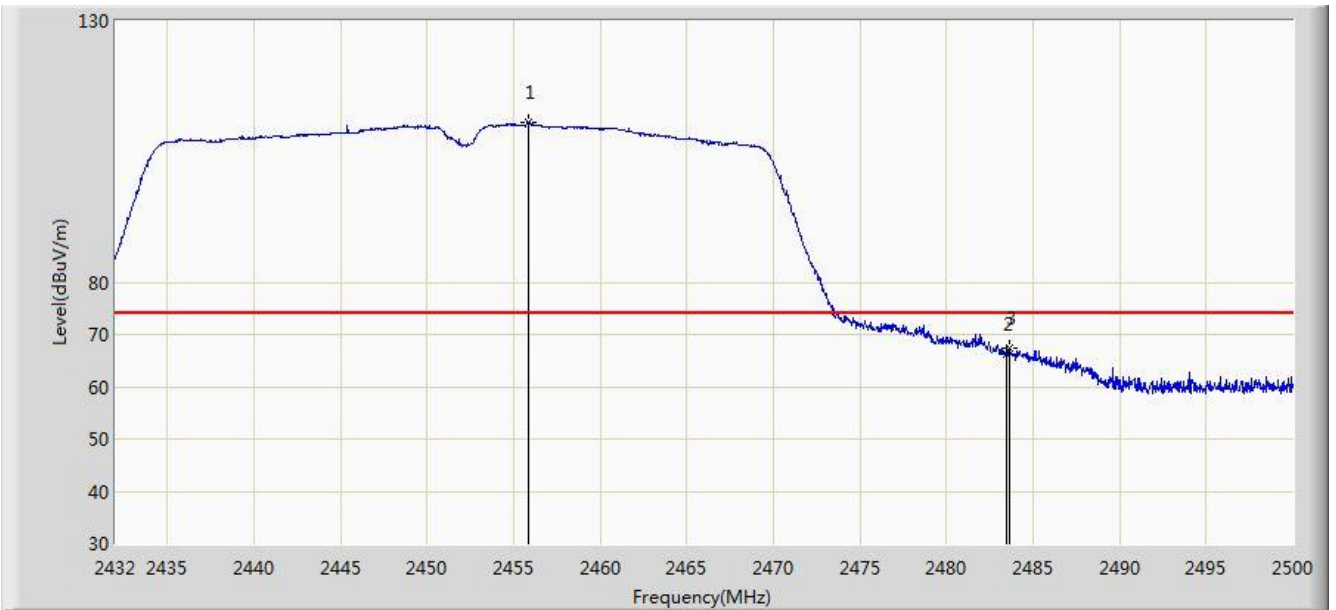


No	Flag	Mark	Frequency (MHz)	Measure Level (dBuV/m)	Reading Level (dBuV)	Margin (dB)	Limit (dBuV/m)	Factor (dB)	Type
1			2455.562	87.247	54.742	N/A	N/A	32.505	AV
2			2483.500	45.254	12.673	-8.746	54.000	32.580	AV

Note: Measure Level (dB μ V/m) = Reading Level (dB μ V) + Factor (dB)

Factor (dB) = Cable Loss (dB) + Antenna Factor (dB/m)

Site: AC1	Time: 2017/12/09 - 03:02
Limit: FCC_Part15.209_RE(3m)	Engineer: Peter Xu
Probe: BBHA9120D_1GHz_18GHz	Polarity: Vertical
EUT: AC220m Wi-Fi module ID US	Power: AC 120V/60Hz
Test Mode: Transmit by 802.11n-HT40 at channel 2452MHz Ant 0	

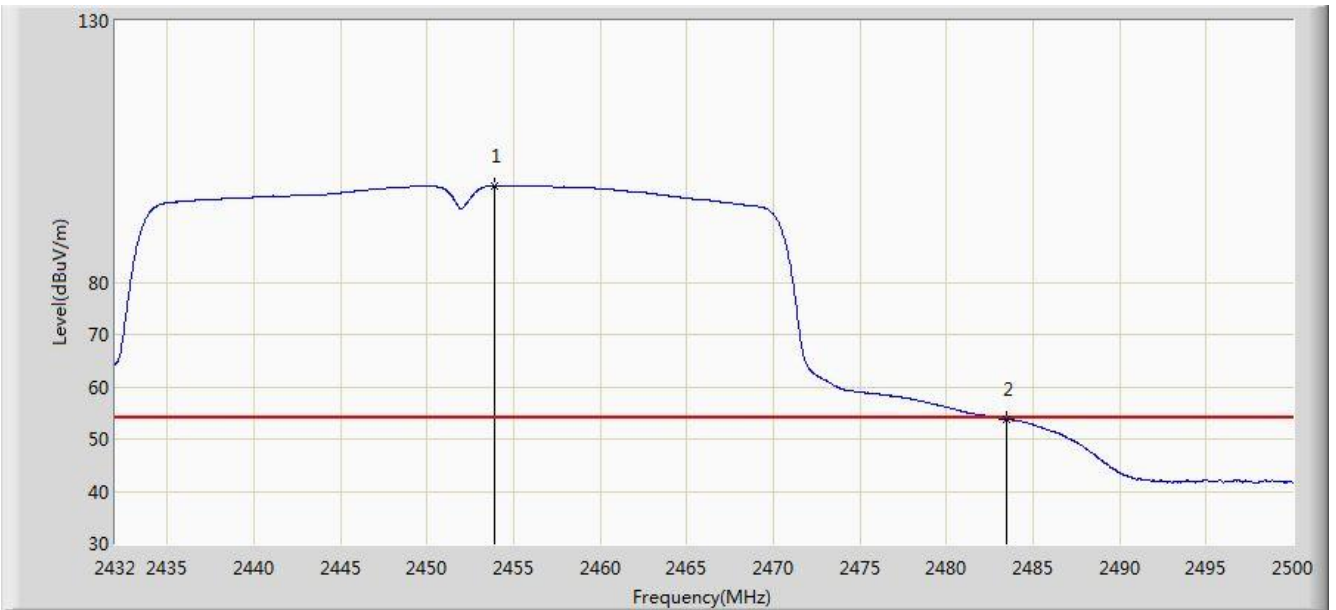


No	Flag	Mark	Frequency (MHz)	Measure Level (dBuV/m)	Reading Level (dBuV)	Margin (dB)	Limit (dBuV/m)	Factor (dB)	Type
1			2455.902	110.538	78.032	N/A	N/A	32.505	PK
2			2483.500	66.121	33.540	-7.879	74.000	32.580	PK
3			2483.612	67.422	34.841	-6.578	74.000	32.581	PK

Note: Measure Level (dB μ V/m) = Reading Level (dB μ V) + Factor (dB)

Factor (dB) = Cable Loss (dB) + Antenna Factor (dB/m)

Site: AC1	Time: 2017/12/09 - 03:00
Limit: FCC_Part15.209_RE(3m)	Engineer: Peter Xu
Probe: BBHA9120D_1GHz_18GHz	Polarity: Vertical
EUT: AC220m Wi-Fi module ID US	Power: AC 120V/60Hz
Test Mode: Transmit by 802.11n-HT40 at channel 2452MHz Ant 0	

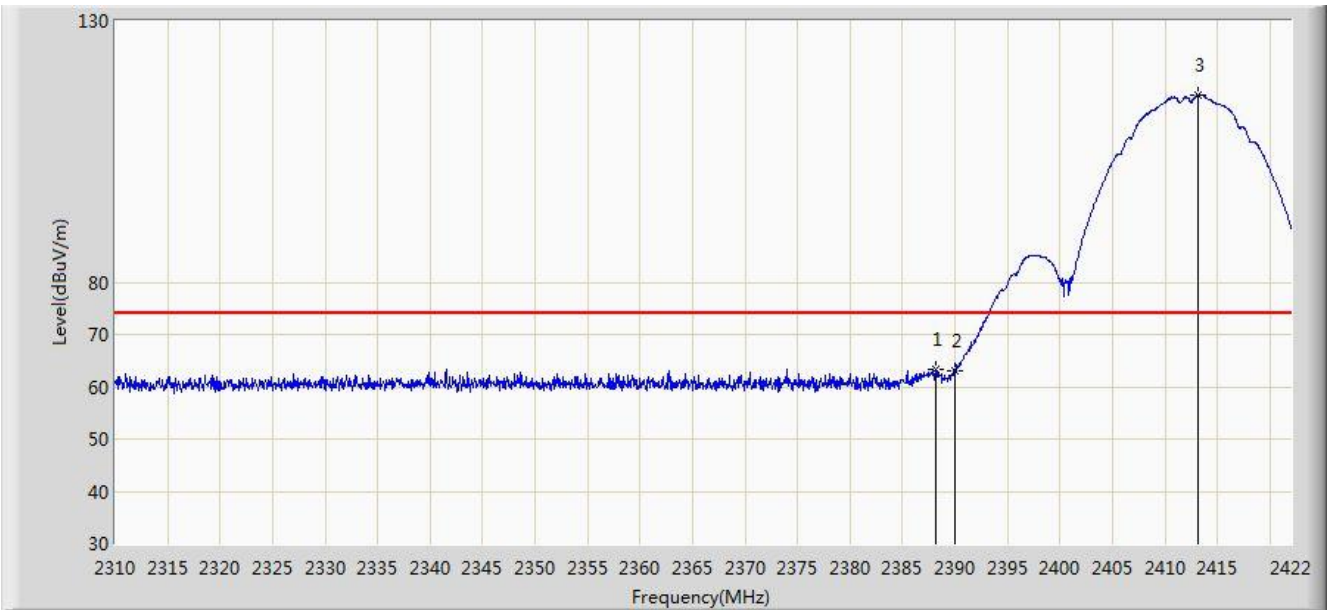


No	Flag	Mark	Frequency (MHz)	Measure Level (dBuV/m)	Reading Level (dBuV)	Margin (dB)	Limit (dBuV/m)	Factor (dB)	Type
1			2453.896	98.545	66.043	N/A	N/A	32.502	AV
2			2483.500	53.762	21.181	-0.238	54.000	32.580	AV

Note: Measure Level (dB μ V/m) = Reading Level (dB μ V) + Factor (dB)

Factor (dB) = Cable Loss (dB) + Antenna Factor (dB/m)

Site: AC1	Time: 2017/12/09 - 03:15
Limit: FCC_Part15.209_RE(3m)	Engineer: Peter Xu
Probe: BBHA9120D_1GHz_18GHz	Polarity: Horizontal
EUT: AC220m Wi-Fi module ID US	Power: AC 120V/60Hz
Test Mode: Transmit by 802.11b at channel 2412MHz Ant 1	



No	Flag	Mark	Frequency (MHz)	Measure Level (dBuV/m)	Reading Level (dBuV)	Margin (dB)	Limit (dBuV/m)	Factor (dB)	Type
1			2388.232	63.334	30.777	-10.666	74.000	32.557	PK
2			2390.000	62.932	30.378	-11.068	74.000	32.554	PK
3			2413.208	115.919	83.395	N/A	N/A	32.524	PK

Note: Measure Level (dB μ V/m) = Reading Level (dB μ V) + Factor (dB)

Factor (dB) = Cable Loss (dB) + Antenna Factor (dB/m)

Site: AC1	Time: 2017/12/09 - 03:14
Limit: FCC_Part15.209_RE(3m)	Engineer: Peter Xu
Probe: BBHA9120D_1GHz_18GHz	Polarity: Horizontal
EUT: AC220m Wi-Fi module ID US	Power: AC 120V/60Hz
Test Mode: Transmit by 802.11b at channel 2412MHz Ant 1	

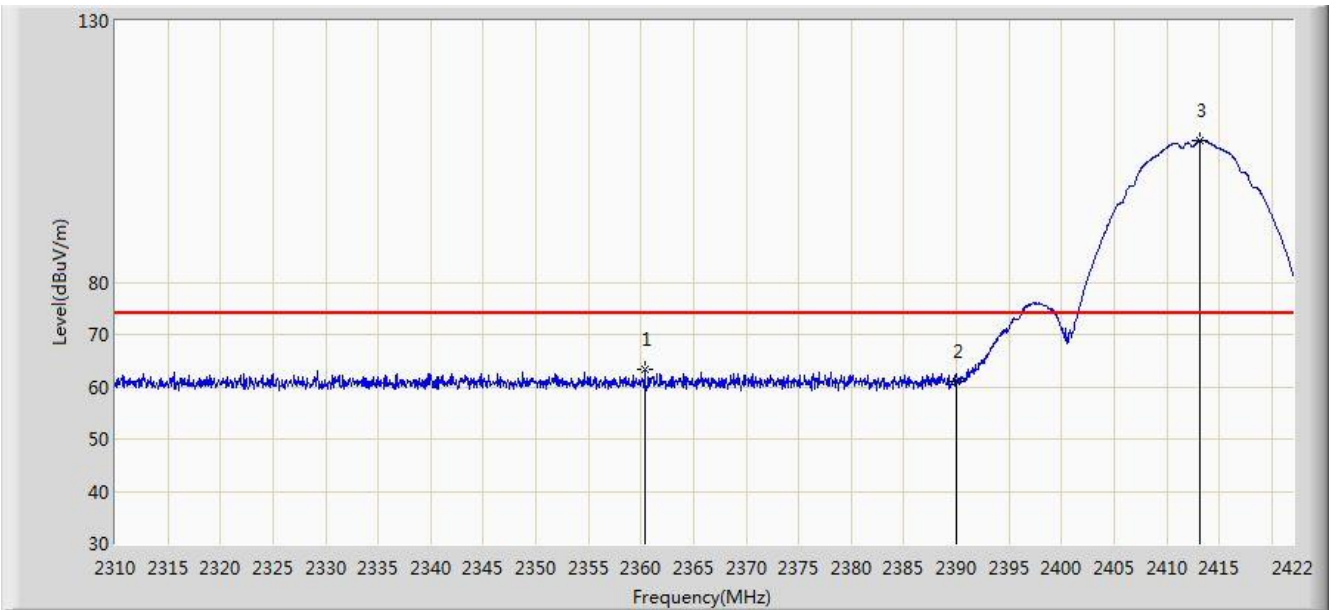


No	Flag	Mark	Frequency (MHz)	Measure Level (dBuV/m)	Reading Level (dBuV)	Margin (dB)	Limit (dBuV/m)	Factor (dB)	Type
1			2388.176	49.766	17.209	-4.234	54.000	32.557	AV
2			2390.000	51.108	18.554	-2.892	54.000	32.554	AV
3			2412.704	111.924	79.399	N/A	N/A	32.525	AV

Note: Measure Level (dB μ V/m) = Reading Level (dB μ V) + Factor (dB)

Factor (dB) = Cable Loss (dB) + Antenna Factor (dB/m)

Site: AC1	Time: 2017/12/09 - 03:16
Limit: FCC_Part15.209_RE(3m)	Engineer: Peter Xu
Probe: BBHA9120D_1GHz_18GHz	Polarity: Vertical
EUT: AC220m Wi-Fi module ID US	Power: AC 120V/60Hz
Test Mode: Transmit by 802.11b at channel 2412MHz Ant 1	

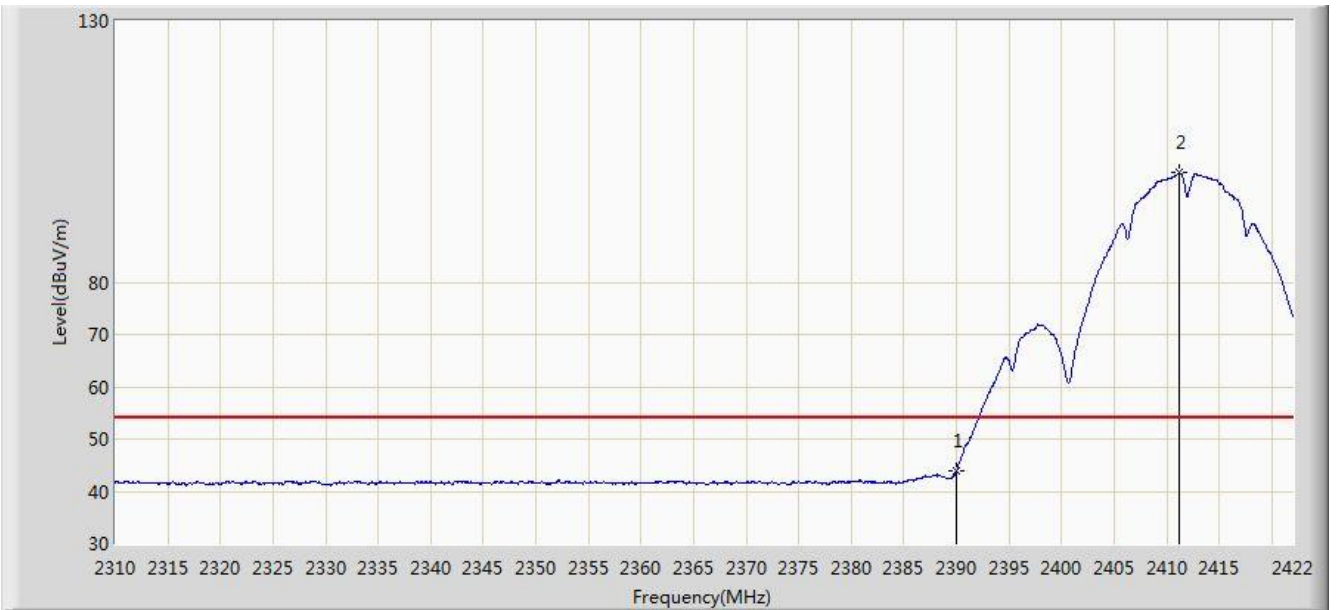


No	Flag	Mark	Frequency (MHz)	Measure Level (dBuV/m)	Reading Level (dBuV)	Margin (dB)	Limit (dBuV/m)	Factor (dB)	Type
1			2360.400	63.372	30.776	-10.628	74.000	32.596	PK
2			2390.000	61.025	28.471	-12.975	74.000	32.554	PK
3			2413.152	107.167	74.643	N/A	N/A	32.524	PK

Note: Measure Level (dB μ V/m) = Reading Level (dB μ V) + Factor (dB)

Factor (dB) = Cable Loss (dB) + Antenna Factor (dB/m)

Site: AC1	Time: 2017/12/09 - 03:19
Limit: FCC_Part15.209_RE(3m)	Engineer: Peter Xu
Probe: BBHA9120D_1GHz_18GHz	Polarity: Vertical
EUT: AC220m Wi-Fi module ID US	Power: AC 120V/60Hz
Test Mode: Transmit by 802.11b at channel 2412MHz Ant 1	

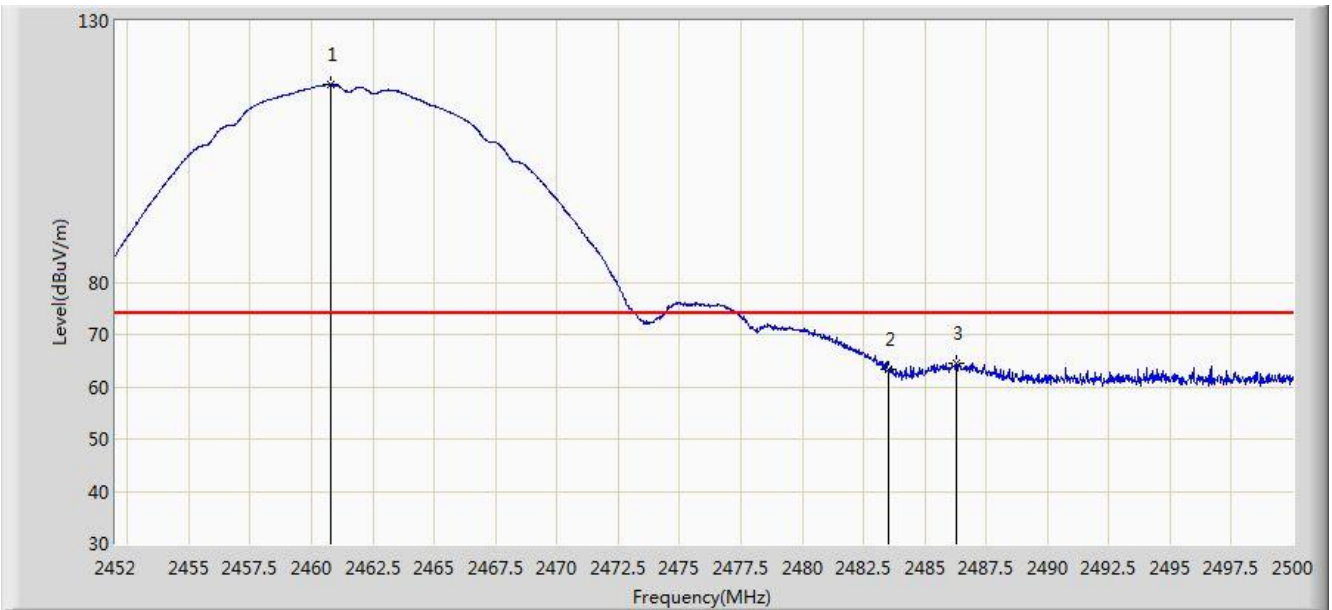


No	Flag	Mark	Frequency (MHz)	Measure Level (dBuV/m)	Reading Level (dBuV)	Margin (dB)	Limit (dBuV/m)	Factor (dB)	Type
1			2390.000	43.780	11.226	-10.220	54.000	32.554	AV
2			2411.248	100.968	68.441	N/A	N/A	32.526	AV

Note: Measure Level (dB μ V/m) = Reading Level (dB μ V) + Factor (dB)

Factor (dB) = Cable Loss (dB) + Antenna Factor (dB/m)

Site: AC1	Time: 2017/12/09 - 03:27
Limit: FCC_Part15.209_RE(3m)	Engineer: Peter Xu
Probe: BBHA9120D_1GHz_18GHz	Polarity: Horizontal
EUT: AC220m Wi-Fi module ID US	Power: AC 120V/60Hz
Test Mode: Transmit by 802.11b at channel 2462MHz Ant 1	



No	Flag	Mark	Frequency (MHz)	Measure Level (dBuV/m)	Reading Level (dBuV)	Margin (dB)	Limit (dBuV/m)	Factor (dB)	Type
1			2460.808	117.769	85.255	N/A	N/A	32.514	PK
2			2483.500	63.472	30.891	-10.528	74.000	32.580	PK
3			2486.296	64.534	31.945	-9.466	74.000	32.589	PK

Note: Measure Level (dBμV/m) = Reading Level (dBμV) + Factor (dB)

Factor (dB) = Cable Loss (dB) + Antenna Factor (dB/m)

Site: AC1	Time: 2017/12/09 - 03:27
Limit: FCC_Part15.209_RE(3m)	Engineer: Peter Xu
Probe: BBHA9120D_1GHz_18GHz	Polarity: Horizontal
EUT: AC220m Wi-Fi module ID US	Power: AC 120V/60Hz
Test Mode: Transmit by 802.11b at channel 2462MHz Ant 1	

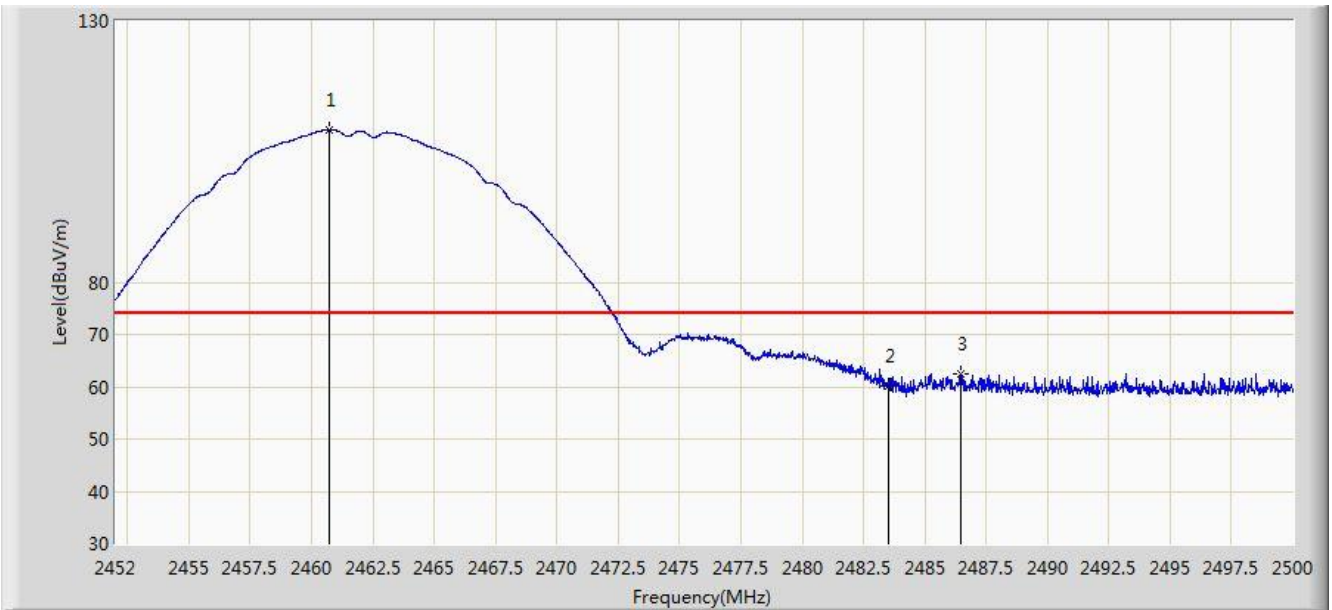


No	Flag	Mark	Frequency (MHz)	Measure Level (dBuV/m)	Reading Level (dBuV)	Margin (dB)	Limit (dBuV/m)	Factor (dB)	Type
1			2461.240	113.947	81.432	N/A	N/A	32.515	AV
2			2483.500	51.772	19.191	-2.228	54.000	32.580	AV
3			2486.416	51.957	19.368	-2.043	54.000	32.590	AV

Note: Measure Level (dB μ V/m) = Reading Level (dB μ V) + Factor (dB)

Factor (dB) = Cable Loss (dB) + Antenna Factor (dB/m)

Site: AC1	Time: 2017/12/09 - 03:30
Limit: FCC_Part15.209_RE(3m)	Engineer: Peter Xu
Probe: BBHA9120D_1GHz_18GHz	Polarity: Vertical
EUT: AC220m Wi-Fi module ID US	Power: AC 120V/60Hz
Test Mode: Transmit by 802.11b at channel 2462MHz Ant 1	



No	Flag	Mark	Frequency (MHz)	Measure Level (dBuV/m)	Reading Level (dBuV)	Margin (dB)	Limit (dBuV/m)	Factor (dB)	Type
1			2460.712	109.206	76.692	N/A	N/A	32.514	PK
2			2483.500	60.217	27.636	-13.783	74.000	32.580	PK
3			2486.440	62.561	29.972	-11.439	74.000	32.590	PK

Note: Measure Level (dB μ V/m) = Reading Level (dB μ V) + Factor (dB)

Factor (dB) = Cable Loss (dB) + Antenna Factor (dB/m)

Site: AC1	Time: 2017/12/09 - 03:32
Limit: FCC_Part15.209_RE(3m)	Engineer: Peter Xu
Probe: BBHA9120D_1GHz_18GHz	Polarity: Vertical
EUT: AC220m Wi-Fi module ID US	Power: AC 120V/60Hz
Test Mode: Transmit by 802.11b at channel 2462MHz Ant 1	

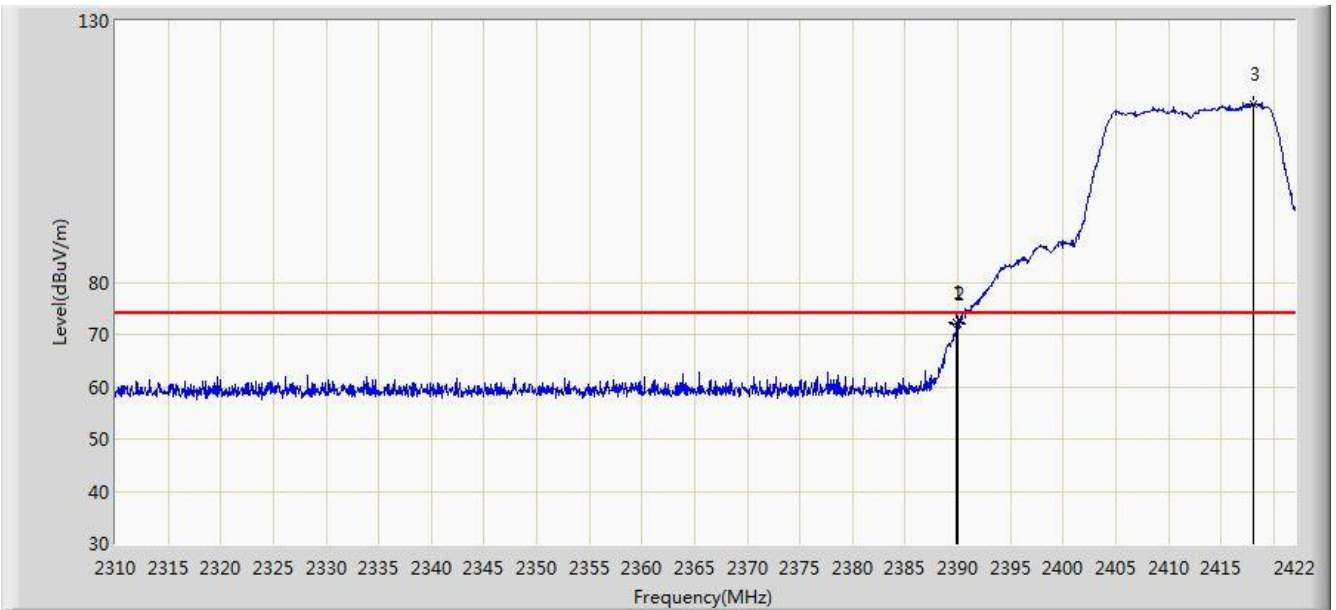


No	Flag	Mark	Frequency (MHz)	Measure Level (dBuV/m)	Reading Level (dBuV)	Margin (dB)	Limit (dBuV/m)	Factor (dB)	Type
1			2461.216	105.629	73.114	N/A	N/A	32.515	AV
2			2483.500	46.166	13.585	-7.834	54.000	32.580	AV
3			2485.936	46.309	13.721	-7.691	54.000	32.588	AV

Note: Measure Level (dB μ V/m) = Reading Level (dB μ V) + Factor (dB)

Factor (dB) = Cable Loss (dB) + Antenna Factor (dB/m)

Site: AC1	Time: 2017/12/09 - 03:38
Limit: FCC_Part15.209_RE(3m)	Engineer: Peter Xu
Probe: BBHA9120D_1GHz_18GHz	Polarity: Horizontal
EUT: AC220m Wi-Fi module ID US	Power: AC 120V/60Hz
Test Mode: Transmit by 802.11g at channel 2412MHz Ant 1	

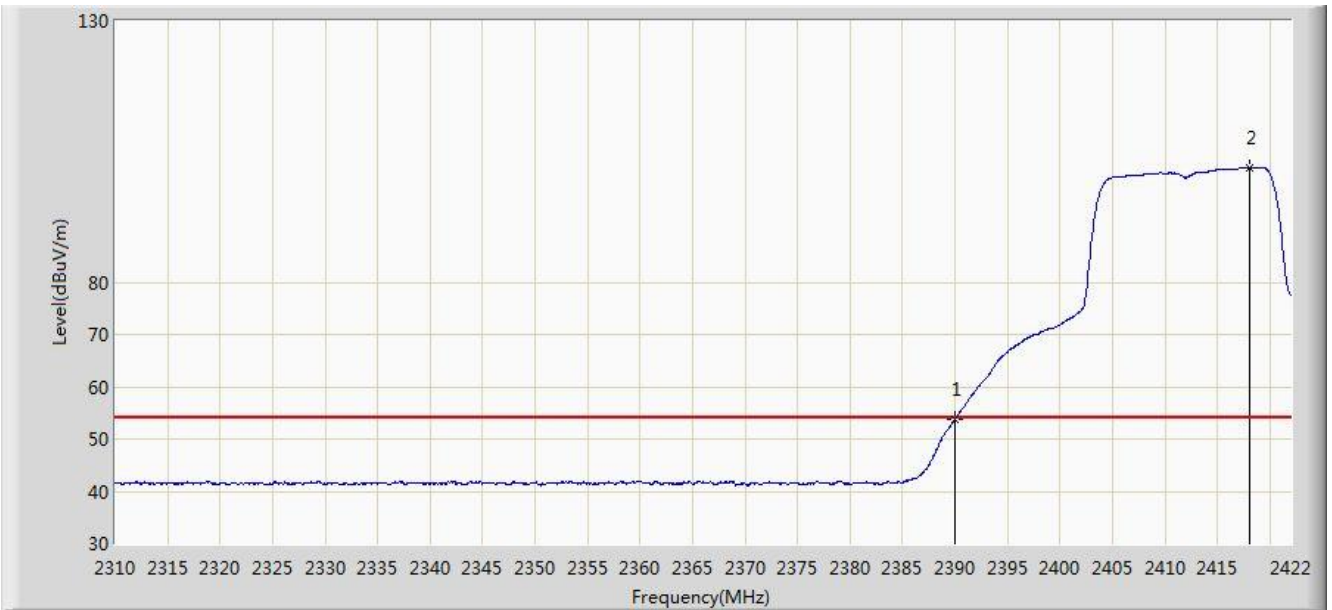


No	Flag	Mark	Frequency (MHz)	Measure Level (dBuV/m)	Reading Level (dBuV)	Margin (dB)	Limit (dBuV/m)	Factor (dB)	Type
1			2389.912	72.403	39.848	-1.597	74.000	32.555	PK
2			2390.000	71.938	39.384	-2.062	74.000	32.554	PK
3			2418.136	114.015	81.497	N/A	N/A	32.518	PK

Note: Measure Level (dB μ V/m) = Reading Level (dB μ V) + Factor (dB)

Factor (dB) = Cable Loss (dB) + Antenna Factor (dB/m)

Site: AC1	Time: 2017/12/09 - 03:38
Limit: FCC_Part15.209_RE(3m)	Engineer: Peter Xu
Probe: BBHA9120D_1GHz_18GHz	Polarity: Horizontal
EUT: AC220m Wi-Fi module ID US	Power: AC 120V/60Hz
Test Mode: Transmit by 802.11g at channel 2412MHz Ant 1	

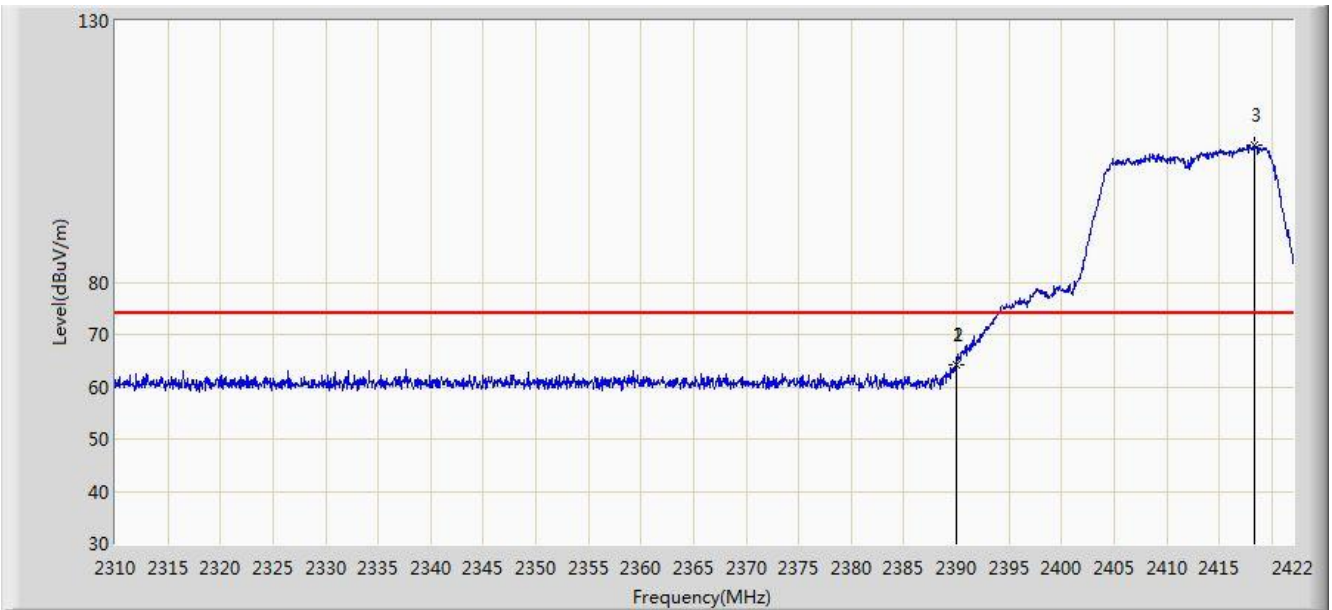


No	Flag	Mark	Frequency (MHz)	Measure Level (dBuV/m)	Reading Level (dBuV)	Margin (dB)	Limit (dBuV/m)	Factor (dB)	Type
1			2390.000	53.788	21.234	-0.212	54.000	32.554	AV
2			2418.080	101.883	69.365	N/A	N/A	32.518	AV

Note: Measure Level (dB μ V/m) = Reading Level (dB μ V) + Factor (dB)

Factor (dB) = Cable Loss (dB) + Antenna Factor (dB/m)

Site: AC1	Time: 2017/12/09 - 03:39
Limit: FCC_Part15.209_RE(3m)	Engineer: Peter Xu
Probe: BBHA9120D_1GHz_18GHz	Polarity: Vertical
EUT: AC220m Wi-Fi module ID US	Power: AC 120V/60Hz
Test Mode: Transmit by 802.11g at channel 2412MHz Ant 1	

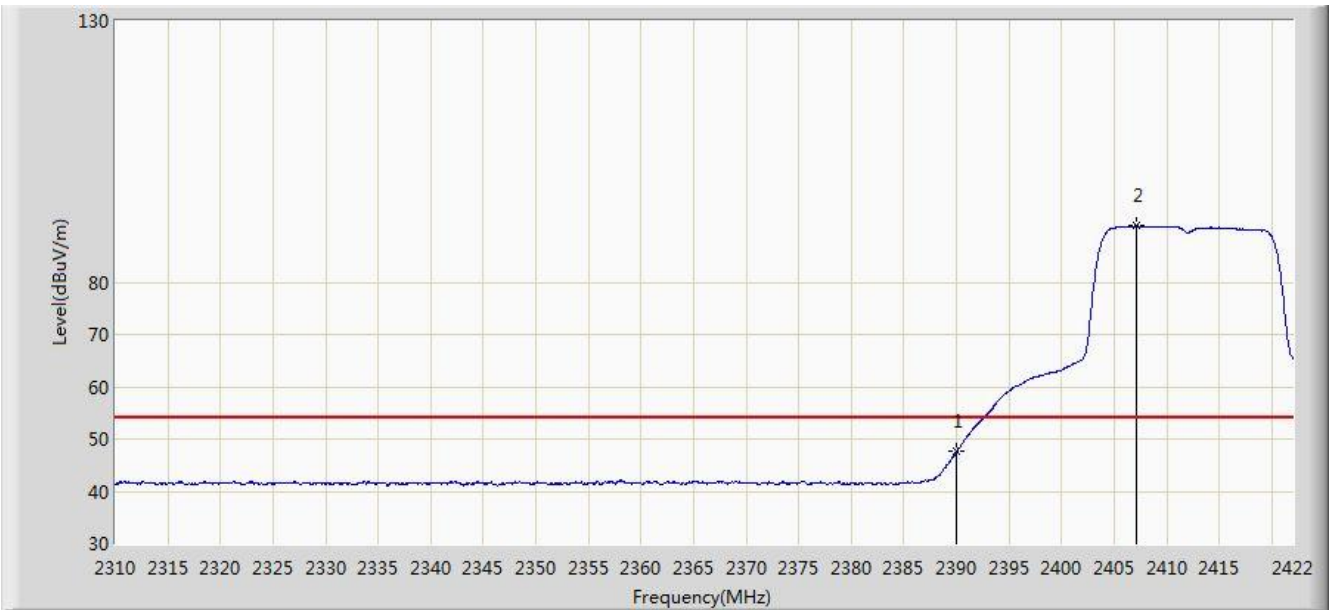


No	Flag	Mark	Frequency (MHz)	Measure Level (dBuV/m)	Reading Level (dBuV)	Margin (dB)	Limit (dBuV/m)	Factor (dB)	Type
1			2389.968	64.112	31.558	-9.888	74.000	32.554	PK
2			2390.000	64.148	31.594	-9.852	74.000	32.554	PK
3			2418.416	106.262	73.744	N/A	N/A	32.518	PK

Note: Measure Level (dBμV/m) = Reading Level (dBμV) + Factor (dB)

Factor (dB) = Cable Loss (dB) + Antenna Factor (dB/m)

Site: AC1	Time: 2017/12/09 - 03:41
Limit: FCC_Part15.209_RE(3m)	Engineer: Peter Xu
Probe: BBHA9120D_1GHz_18GHz	Polarity: Vertical
EUT: AC220m Wi-Fi module ID US	Power: AC 120V/60Hz
Test Mode: Transmit by 802.11g at channel 2412MHz Ant 1	



No	Flag	Mark	Frequency (MHz)	Measure Level (dBuV/m)	Reading Level (dBuV)	Margin (dB)	Limit (dBuV/m)	Factor (dB)	Type
1			2390.000	47.569	15.015	-6.431	54.000	32.554	AV
2			2407.160	90.737	58.205	N/A	N/A	32.531	AV

Note: Measure Level (dBμV/m) = Reading Level (dBμV) + Factor (dB)

Factor (dB) = Cable Loss (dB) + Antenna Factor (dB/m)

Site: AC1	Time: 2017/12/09 - 03:47
Limit: FCC_Part15.209_RE(3m)	Engineer: Peter Xu
Probe: BBHA9120D_1GHz_18GHz	Polarity: Horizontal
EUT: AC220m Wi-Fi module ID US	Power: AC 120V/60Hz
Test Mode: Transmit by 802.11g at channel 2462MHz Ant 1	

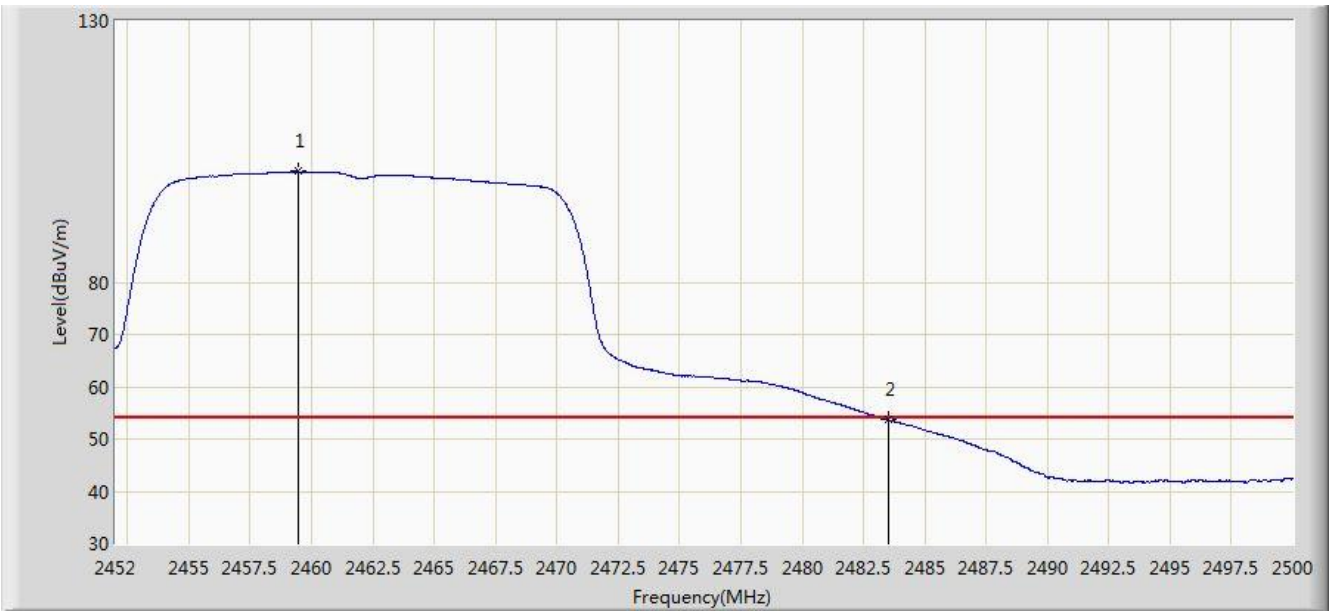


No	Flag	Mark	Frequency (MHz)	Measure Level (dBuV/m)	Reading Level (dBuV)	Margin (dB)	Limit (dBuV/m)	Factor (dB)	Type
1			2459.608	114.381	81.869	N/A	N/A	32.513	PK
2			2483.500	68.221	35.640	-5.779	74.000	32.580	PK
3			2483.536	68.908	36.327	-5.092	74.000	32.580	PK

Note: Measure Level (dB μ V/m) = Reading Level (dB μ V) + Factor (dB)

Factor (dB) = Cable Loss (dB) + Antenna Factor (dB/m)

Site: AC1	Time: 2017/12/09 - 03:46
Limit: FCC_Part15.209_RE(3m)	Engineer: Peter Xu
Probe: BBHA9120D_1GHz_18GHz	Polarity: Horizontal
EUT: AC220m Wi-Fi module ID US	Power: AC 120V/60Hz
Test Mode: Transmit by 802.11g at channel 2462MHz Ant 1	

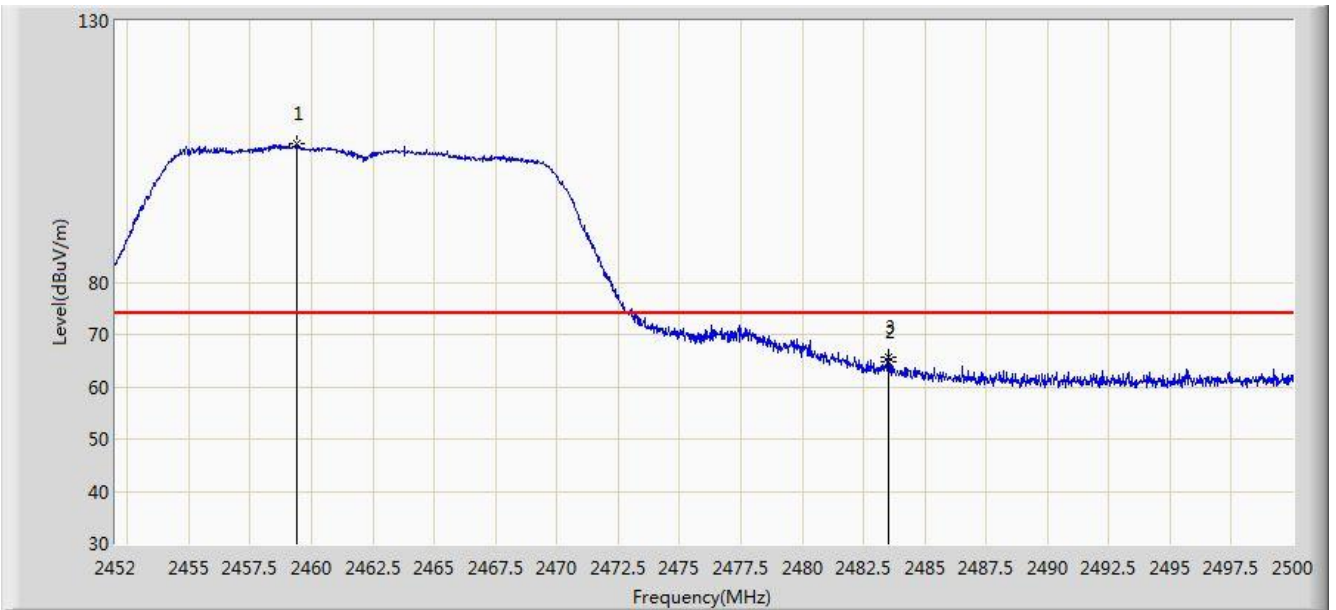


No	Flag	Mark	Frequency (MHz)	Measure Level (dBuV/m)	Reading Level (dBuV)	Margin (dB)	Limit (dBuV/m)	Factor (dB)	Type
1			2459.440	101.182	68.670	N/A	N/A	32.511	AV
2			2483.500	53.704	21.123	-0.296	54.000	32.580	AV

Note: Measure Level (dB μ V/m) = Reading Level (dB μ V) + Factor (dB)

Factor (dB) = Cable Loss (dB) + Antenna Factor (dB/m)

Site: AC1	Time: 2017/12/09 - 03:48
Limit: FCC_Part15.209_RE(3m)	Engineer: Peter Xu
Probe: BBHA9120D_1GHz_18GHz	Polarity: Vertical
EUT: AC220m Wi-Fi module ID US	Power: AC 120V/60Hz
Test Mode: Transmit by 802.11g at channel 2462MHz Ant 1	

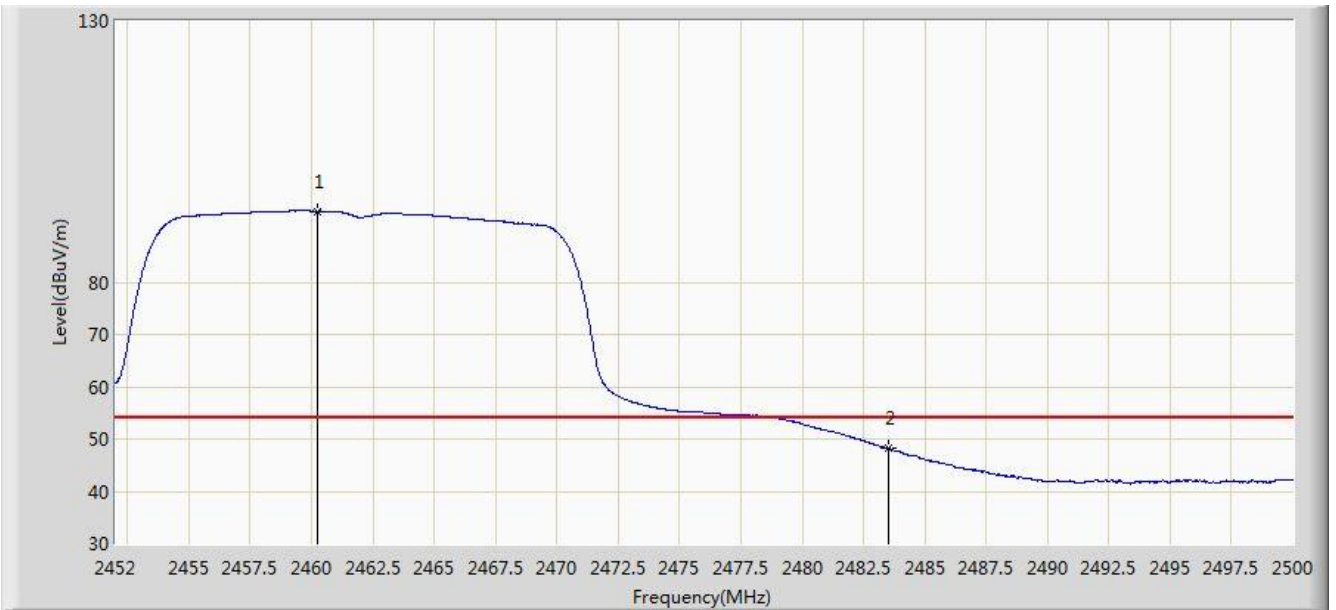


No	Flag	Mark	Frequency (MHz)	Measure Level (dBuV/m)	Reading Level (dBuV)	Margin (dB)	Limit (dBuV/m)	Factor (dB)	Type
1			2459.392	106.381	73.869	N/A	N/A	32.511	PK
2			2483.500	64.861	32.280	-9.139	74.000	32.580	PK
3			2483.512	65.558	32.977	-8.442	74.000	32.580	PK

Note: Measure Level (dB μ V/m) = Reading Level (dB μ V) + Factor (dB)

Factor (dB) = Cable Loss (dB) + Antenna Factor (dB/m)

Site: AC1	Time: 2017/12/09 - 03:50
Limit: FCC_Part15.209_RE(3m)	Engineer: Peter Xu
Probe: BBHA9120D_1GHz_18GHz	Polarity: Vertical
EUT: AC220m Wi-Fi module ID US	Power: AC 120V/60Hz
Test Mode: Transmit by 802.11g at channel 2462MHz Ant 1	

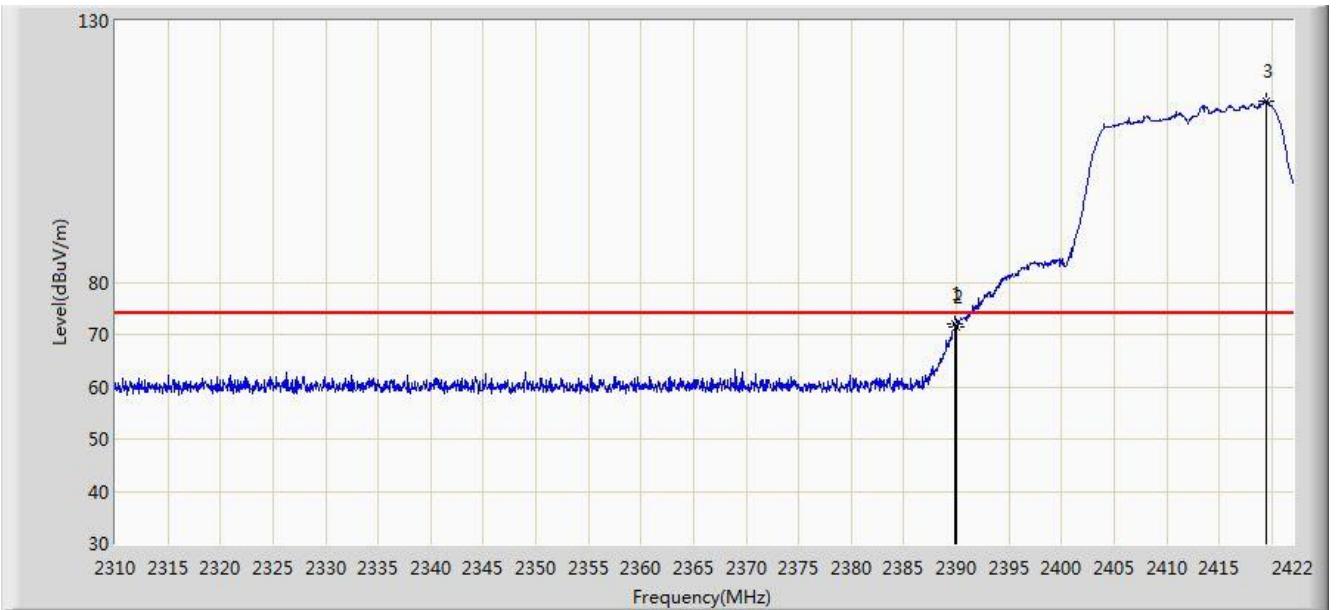


No	Flag	Mark	Frequency (MHz)	Measure Level (dBuV/m)	Reading Level (dBuV)	Margin (dB)	Limit (dBuV/m)	Factor (dB)	Type
1			2460.256	93.573	59.567	N/A	N/A	34.006	AV
2			2483.500	48.230	14.165	-5.770	54.000	34.066	AV

Note: Measure Level (dB μ V/m) = Reading Level (dB μ V) + Factor (dB)

Factor (dB) = Cable Loss (dB) + Antenna Factor (dB/m)

Site: AC1	Time: 2017/12/09 - 03:55
Limit: FCC_Part15.209_RE(3m)	Engineer: Peter Xu
Probe: BBHA9120D_1GHz_18GHz	Polarity: Horizontal
EUT: AC220m Wi-Fi module ID US	Power: AC 120V/60Hz
Test Mode: Transmit by 802.11N-HT20 at channel 2412MHz Ant 1	

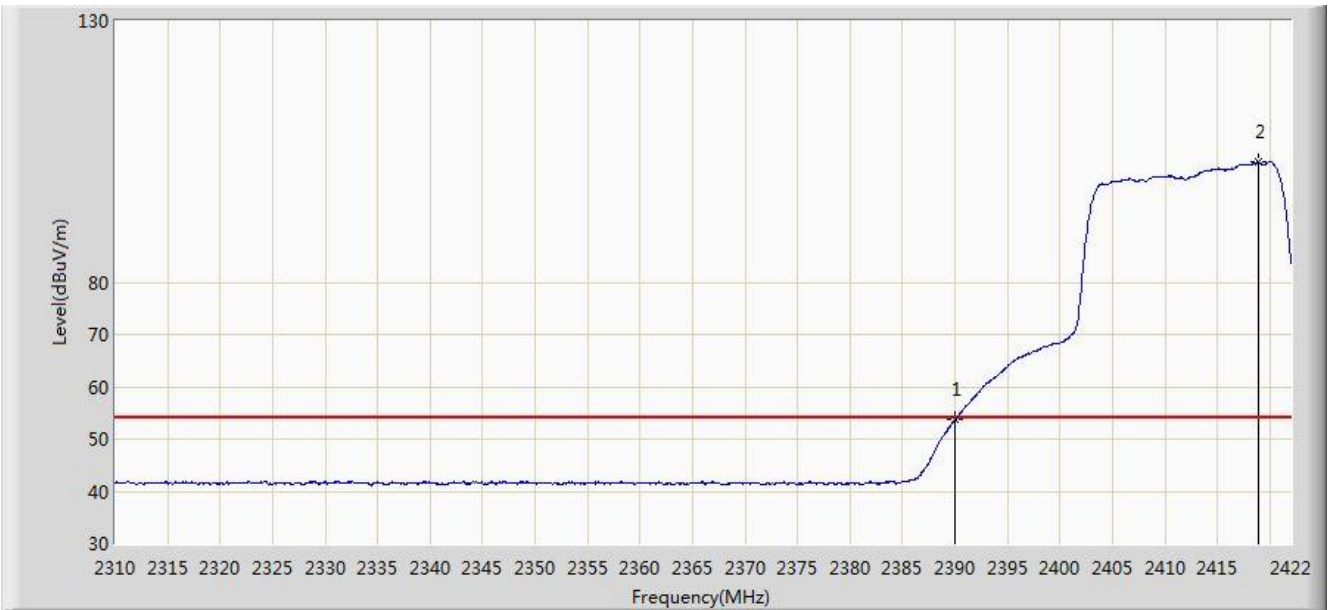


No	Flag	Mark	Frequency (MHz)	Measure Level (dBuV/m)	Reading Level (dBuV)	Margin (dB)	Limit (dBuV/m)	Factor (dB)	Type
1			2389.912	71.962	39.407	-2.038	74.000	32.555	PK
2			2390.000	71.532	38.978	-2.468	74.000	32.554	PK
3			2419.536	114.767	82.250	N/A	N/A	32.516	PK

Note: Measure Level (dB μ V/m) = Reading Level (dB μ V) + Factor (dB)

Factor (dB) = Cable Loss (dB) + Antenna Factor (dB/m)

Site: AC1	Time: 2017/12/09 - 03:55
Limit: FCC_Part15.209_RE(3m)	Engineer: Peter Xu
Probe: BBHA9120D_1GHz_18GHz	Polarity: Horizontal
EUT: AC220m Wi-Fi module ID US	Power: AC 120V/60Hz
Test Mode: Transmit by 802.11N-HT20 at channel 2412MHz Ant 1	

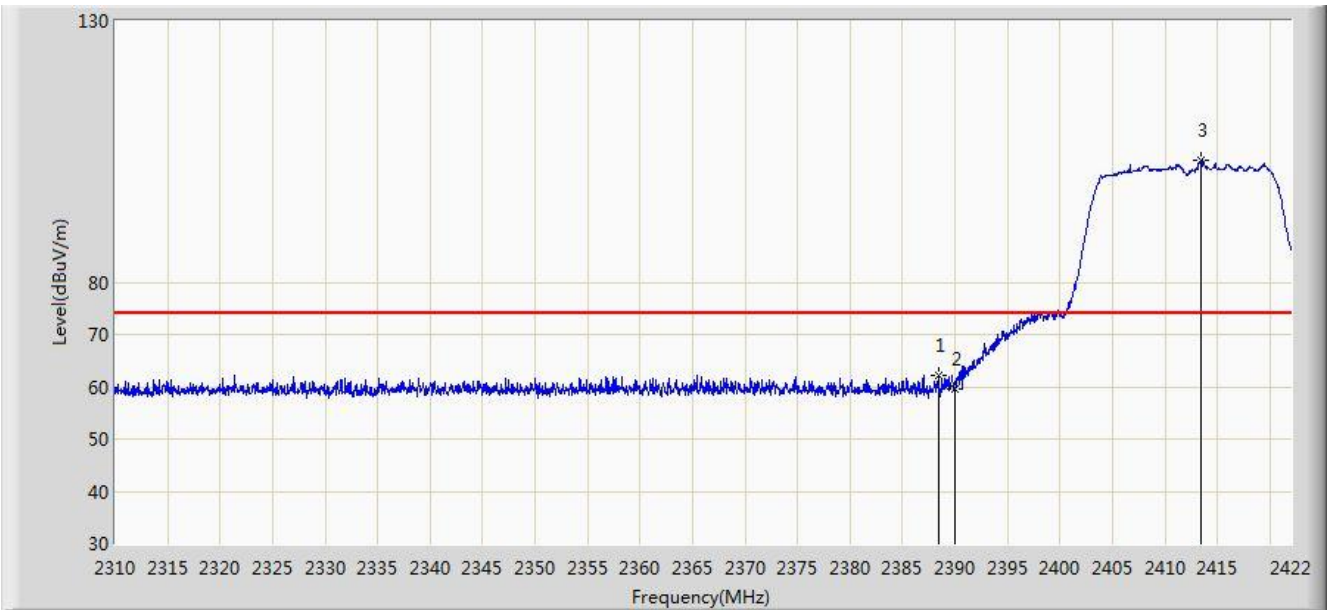


No	Flag	Mark	Frequency (MHz)	Measure Level (dBuV/m)	Reading Level (dBuV)	Margin (dB)	Limit (dBuV/m)	Factor (dB)	Type
1			2390.000	53.690	21.136	-0.310	54.000	32.554	AV
2			2418.976	102.913	70.396	N/A	N/A	32.518	AV

Note: Measure Level (dB μ V/m) = Reading Level (dB μ V) + Factor (dB)

Factor (dB) = Cable Loss (dB) + Antenna Factor (dB/m)

Site: AC1	Time: 2017/12/09 - 03:56
Limit: FCC_Part15.209_RE(3m)	Engineer: Peter Xu
Probe: BBHA9120D_1GHz_18GHz	Polarity: Vertical
EUT: AC220m Wi-Fi module ID US	Power: AC 120V/60Hz
Test Mode: Transmit by 802.11N-HT20 at channel 2412MHz Ant 1	

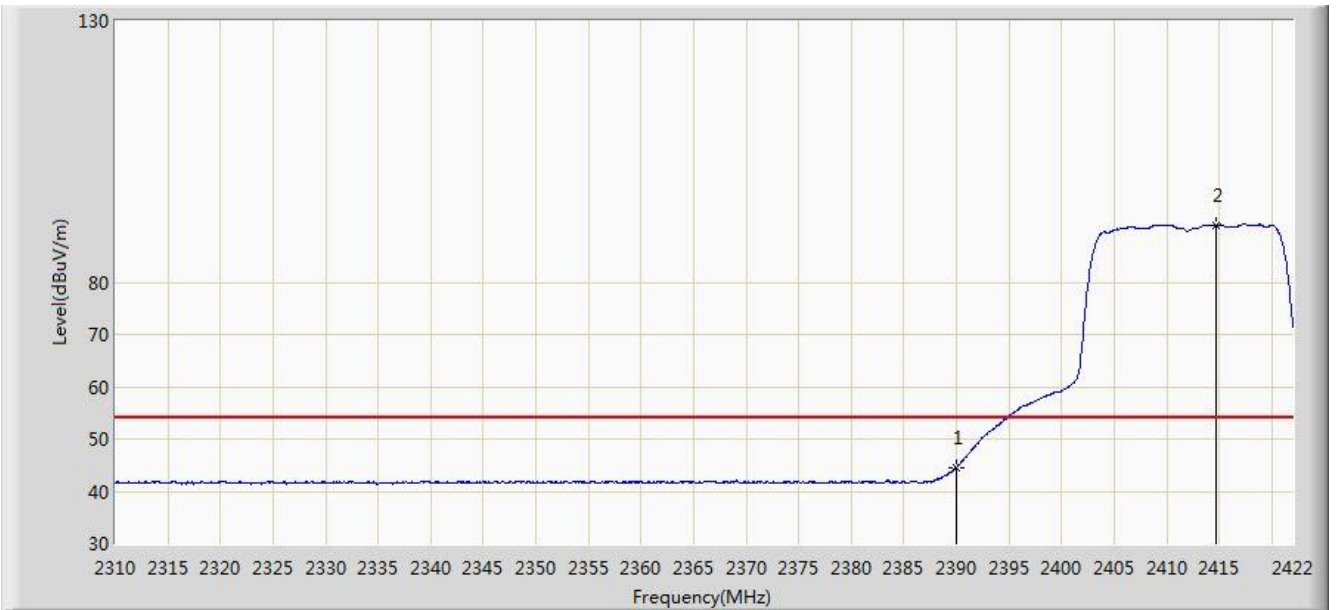


No	Flag	Mark	Frequency (MHz)	Measure Level (dBuV/m)	Reading Level (dBuV)	Margin (dB)	Limit (dBuV/m)	Factor (dB)	Type
1			2388.400	62.250	29.693	-11.750	74.000	32.556	PK
2			2390.000	59.660	27.106	-14.340	74.000	32.554	PK
3			2413.432	103.213	70.689	N/A	N/A	32.524	PK

Note: Measure Level (dB μ V/m) = Reading Level (dB μ V) + Factor (dB)

Factor (dB) = Cable Loss (dB) + Antenna Factor (dB/m)

Site: AC1	Time: 2017/12/09 - 03:58
Limit: FCC_Part15.209_RE(3m)	Engineer: Peter Xu
Probe: BBHA9120D_1GHz_18GHz	Polarity: Vertical
EUT: AC220m Wi-Fi module ID US	Power: AC 120V/60Hz
Test Mode: Transmit by 802.11n-HT20 at channel 2412MHz Ant 1	

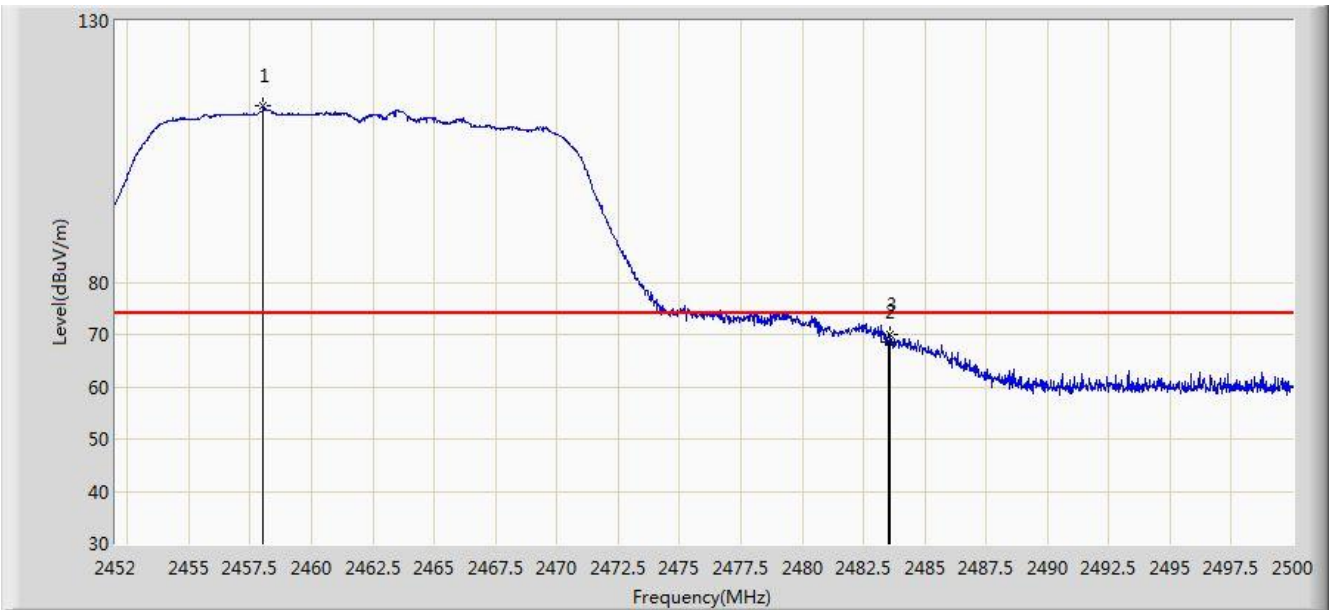


No	Flag	Mark	Frequency (MHz)	Measure Level (dBuV/m)	Reading Level (dBuV)	Margin (dB)	Limit (dBuV/m)	Factor (dB)	Type
1			2390.000	44.534	11.980	-9.466	54.000	32.554	AV
2			2414.720	90.990	58.468	N/A	N/A	32.522	AV

Note: Measure Level (dB μ V/m) = Reading Level (dB μ V) + Factor (dB)

Factor (dB) = Cable Loss (dB) + Antenna Factor (dB/m)

Site: AC1	Time: 2017/12/09 - 04:06
Limit: FCC_Part15.209_RE(3m)	Engineer: Peter Xu
Probe: BBHA9120D_1GHz_18GHz	Polarity: Horizontal
EUT: AC220m Wi-Fi module ID US	Power: AC 120V/60Hz
Test Mode: Transmit by 802.11n-HT20 at channel 2462MHz Ant 1	

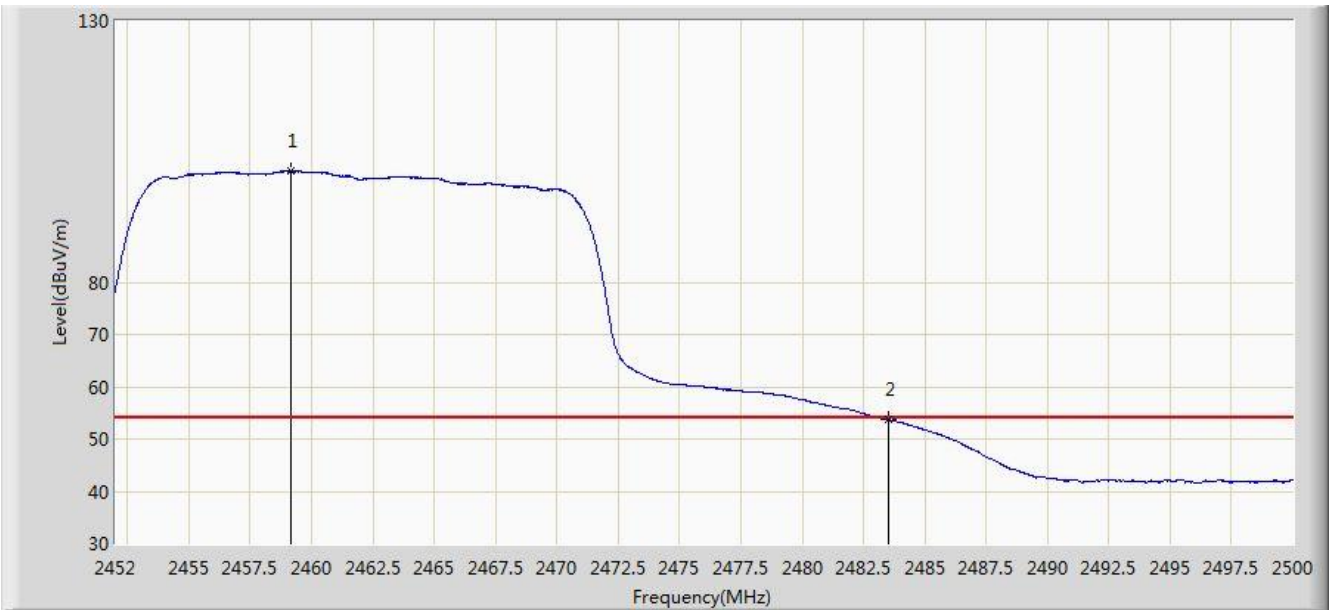


No	Flag	Mark	Frequency (MHz)	Measure Level (dBuV/m)	Reading Level (dBuV)	Margin (dB)	Limit (dBuV/m)	Factor (dB)	Type
1			2458.024	113.877	81.368	N/A	N/A	32.510	PK
2			2483.500	68.527	35.946	-5.473	74.000	32.580	PK
3			2483.584	69.964	37.383	-4.036	74.000	32.580	PK

Note: Measure Level (dB μ V/m) = Reading Level (dB μ V) + Factor (dB)

Factor (dB) = Cable Loss (dB) + Antenna Factor (dB/m)

Site: AC1	Time: 2017/12/09 - 04:05
Limit: FCC_Part15.209_RE(3m)	Engineer: Peter Xu
Probe: BBHA9120D_1GHz_18GHz	Polarity: Horizontal
EUT: AC220m Wi-Fi module ID US	Power: AC 120V/60Hz
Test Mode: Transmit by 802.11n-HT20 at channel 2462MHz Ant 1	



No	Flag	Mark	Frequency (MHz)	Measure Level (dBuV/m)	Reading Level (dBuV)	Margin (dB)	Limit (dBuV/m)	Factor (dB)	Type
1			2459.152	101.294	68.783	N/A	N/A	32.511	AV
2			2483.500	53.694	21.113	-0.306	54.000	32.580	AV

Note: Measure Level (dB μ V/m) = Reading Level (dB μ V) + Factor (dB)

Factor (dB) = Cable Loss (dB) + Antenna Factor (dB/m)