

Test Mode	Data Rate/ MCS	Channel No.	Freq. (MHz)	Average Power (dBm)	Limit (dBm)	Result
Ant 2						
11ac-VHT40	MCS0	54	5270	22.51	≤ 23.98	Pass
11ac-VHT40	MCS0	62	5310	20.38	≤ 23.98	Pass
11ac-VHT40	MCS0	102	5510	20.82	≤ 23.98	Pass
11ac-VHT40	MCS0	118	5590	22.05	≤ 23.98	Pass
11ac-VHT40	MCS0	134	5670	22.35	≤ 23.98	Pass
11ac-VHT40	MCS0	142	5710	22.20	≤ 23.98	Pass
11ac-VHT80	MCS0	58	5290	20.34	≤ 23.98	Pass
11ac-VHT80	MCS0	106	5530	19.92	≤ 23.98	Pass
11ac-VHT80	MCS0	122	5610	21.71	≤ 23.98	Pass
11ac-VHT80	MCS0	138	5690	21.87	≤ 23.98	Pass



Test Mode	Data Rate/ MCS	Channel No.	Freq. (MHz)	Ant1 Average Power (dBm)	Ant2 Average Power (dBm)	Total Average Power (dBm)	Average Power Limit (dBm)	Result
Ant 1 + 2 (CDD Mode)								
11a	6Mbps	52	5260	16.89	17.12	20.02	≤ 23.98	Pass
11a	6Mbps	60	5300	16.98	17.23	20.12	≤ 23.98	Pass
11a	6Mbps	64	5320	17.11	17.67	20.41	≤ 23.98	Pass
11a	6Mbps	100	5500	16.68	17.65	20.20	≤ 23.98	Pass
11a	6Mbps	120	5600	16.16	16.67	19.43	≤ 23.98	Pass
11a	6Mbps	140	5700	16.70	16.98	19.85	≤ 23.98	Pass
11a	6Mbps	144	5720	16.76	16.98	19.88	≤ 23.98	Pass
11n-HT20	MCS0	52	5260	17.87	18.81	21.38	≤ 23.98	Pass
11n-HT20	MCS0	60	5300	17.41	18.24	20.86	≤ 23.98	Pass
11n-HT20	MCS0	64	5320	18.14	18.63	21.40	≤ 23.98	Pass
11n-HT20	MCS0	100	5500	17.12	18.10	20.65	≤ 23.98	Pass
11n-HT20	MCS0	120	5600	17.22	18.36	20.84	≤ 23.98	Pass
11n-HT20	MCS0	140	5700	16.95	17.76	20.38	≤ 23.98	Pass
11n-HT20	MCS0	144	5720	16.15	16.81	19.50	≤ 23.98	Pass
11n-HT40	MCS0	54	5270	20.07	21.07	23.61	≤ 23.98	Pass
11n-HT40	MCS0	62	5310	17.27	17.75	20.53	≤ 23.98	Pass
11n-HT40	MCS0	102	5510	16.89	17.67	20.31	≤ 23.98	Pass
11n-HT40	MCS0	118	5590	19.32	20.29	22.84	≤ 23.98	Pass
11n-HT40	MCS0	134	5670	19.20	19.99	22.62	≤ 23.98	Pass
11n-HT40	MCS0	142	5710	18.89	20.14	22.57	≤ 23.98	Pass
11ac-VHT20	MCS0	52	5260	17.70	18.63	21.20	≤ 23.98	Pass
11ac-VHT20	MCS0	60	5300	18.31	19.05	21.71	≤ 23.98	Pass
11ac-VHT20	MCS0	64	5320	18.10	19.08	21.63	≤ 23.98	Pass
11ac-VHT20	MCS0	100	5500	17.23	18.21	20.76	≤ 23.98	Pass
11ac-VHT20	MCS0	120	5600	16.51	17.48	20.03	≤ 23.98	Pass
11ac-VHT20	MCS0	140	5700	17.41	17.97	20.71	≤ 23.98	Pass
11ac-VHT20	MCS0	144	5720	16.92	17.64	20.31	≤ 23.98	Pass

Test Mode	Data Rate/ MCS	Channel No.	Freq. (MHz)	Ant1 Average Power (dBm)	Ant2 Average Power (dBm)	Total Average Power (dBm)	Average Power Limit (dBm)	Result
Ant 1 + 2 (CDD Mode)								
11ac-VHT40	MCS0	54	5270	20.12	21.04	23.61	≤ 23.98	Pass
11ac-VHT40	MCS0	62	5310	17.35	18.35	20.89	≤ 23.98	Pass
11ac-VHT40	MCS0	102	5510	17.30	17.97	20.66	≤ 23.98	Pass
11ac-VHT40	MCS0	118	5590	19.30	20.27	22.82	≤ 23.98	Pass
11ac-VHT40	MCS0	134	5670	19.40	20.33	22.90	≤ 23.98	Pass
11ac-VHT40	MCS0	142	5710	19.45	20.04	22.77	≤ 23.98	Pass
11ac-VHT80	MCS0	58	5290	17.34	18.15	20.77	≤ 23.98	Pass
11ac-VHT80	MCS0	106	5530	15.38	16.33	18.89	≤ 23.98	Pass
11ac-VHT80	MCS0	122	5610	19.78	20.66	23.25	≤ 23.98	Pass
11ac-VHT80	MCS0	138	5690	20.01	20.86	23.47	≤ 23.98	Pass

Note: The Total Average Power (dBm) = $10 \cdot \log\{10^{(\text{Ant 1 Average Power} / 10)} + 10^{(\text{Ant 2 Average Power} / 10)}\}$.



Test Mode	Data Rate/ MCS	Channel No.	Freq. (MHz)	Ant1 Average Power (dBm)	Ant2 Average Power (dBm)	Total Average Power (dBm)	Average Power Limit (dBm)	Result
Ant 1 + 2 (Beam-Forming Mode)								
11n-HT20	MCS0	52	5260	17.74	18.94	21.39	≤ 23.17	Pass
11n-HT20	MCS0	60	5300	17.98	19.15	21.61	≤ 23.17	Pass
11n-HT20	MCS0	64	5320	17.77	18.19	21.00	≤ 23.17	Pass
11n-HT20	MCS0	100	5500	16.99	17.69	20.36	≤ 22.45	Pass
11n-HT20	MCS0	120	5600	17.22	18.12	20.70	≤ 22.45	Pass
11n-HT20	MCS0	140	5700	17.38	18.15	20.79	≤ 22.45	Pass
11n-HT20	MCS0	144	5720	16.85	17.60	20.25	≤ 22.45	Pass
11n-HT40	MCS0	54	5270	19.56	10.78	20.10	≤ 23.17	Pass
11n-HT40	MCS0	62	5310	16.25	18.18	20.33	≤ 23.17	Pass
11n-HT40	MCS0	102	5510	17.43	18.46	20.99	≤ 22.45	Pass
11n-HT40	MCS0	118	5590	18.21	19.43	21.87	≤ 22.45	Pass
11n-HT40	MCS0	134	5670	18.36	19.96	22.24	≤ 22.45	Pass
11n-HT40	MCS0	142	5710	18.59	19.71	22.20	≤ 22.45	Pass
11ac-VHT20	MCS0	52	5260	17.82	18.94	21.43	≤ 23.17	Pass
11ac-VHT20	MCS0	60	5300	18.52	19.22	21.89	≤ 23.17	Pass
11ac-VHT20	MCS0	64	5320	18.42	19.35	21.92	≤ 23.17	Pass
11ac-VHT20	MCS0	100	5500	16.95	17.67	20.34	≤ 22.45	Pass
11ac-VHT20	MCS0	120	5600	16.65	17.68	20.21	≤ 22.45	Pass
11ac-VHT20	MCS0	140	5700	17.35	18.14	20.77	≤ 22.45	Pass
11ac-VHT20	MCS0	144	5720	16.60	17.59	20.13	≤ 22.45	Pass
11ac-VHT40	MCS0	54	5270	19.29	19.95	22.64	≤ 23.17	Pass
11ac-VHT40	MCS0	62	5310	17.01	18.45	20.80	≤ 23.17	Pass
11ac-VHT40	MCS0	102	5510	17.52	18.20	20.88	≤ 22.45	Pass
11ac-VHT40	MCS0	118	5590	18.78	19.60	22.22	≤ 22.45	Pass
11ac-VHT40	MCS0	134	5670	18.60	19.23	21.94	≤ 22.45	Pass
11ac-VHT40	MCS0	142	5710	18.63	19.16	21.91	≤ 22.45	Pass
11ac-VHT80	MCS0	58	5290	16.20	16.86	19.55	≤ 23.17	Pass
11ac-VHT80	MCS0	106	5530	15.78	16.43	19.13	≤ 22.45	Pass
11ac-VHT80	MCS0	122	5610	18.41	19.34	21.91	≤ 22.45	Pass
11ac-VHT80	MCS0	138	5690	18.74	19.59	22.20	≤ 22.45	Pass

Note: The Total Average Power (dBm) = $10 \cdot \log\{10^{(\text{Ant 1 Average Power} / 10)} + 10^{(\text{Ant 2 Average Power} / 10)}\}$.

7.5. Transmit Power Control

7.5.1. Test Limit

The U-NII device is required to have the capability to operate at least 6 dB below the mean EIRP value of 30 dBm.

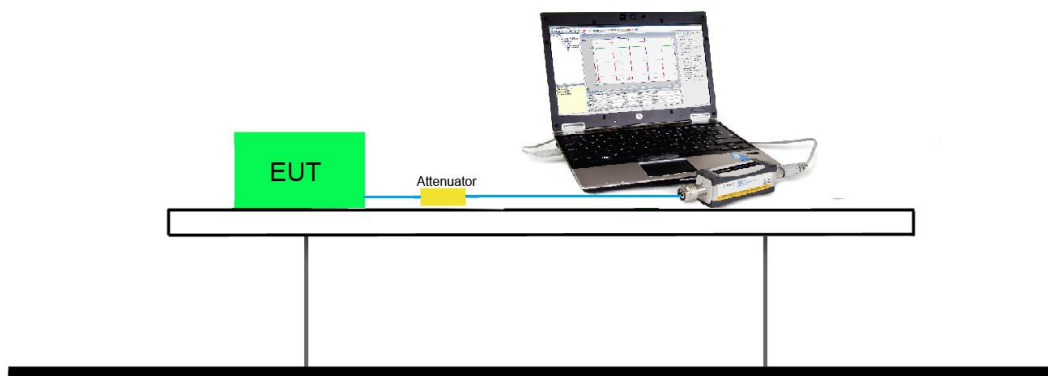
7.5.2. Test Procedure Used

KDB 789033 D02v01- Section E)3)b) Method PM-G

7.5.3. Test Setting

Average power measurements were performed only when the EUT was transmitting at its maximum power control level using a broadband power meter with a pulse sensor. The power meter implemented triggering and gating capabilities which were set up such that power measurements were recorded only during the ON time of the transmitter. The trace was averaged over 100 traces to obtain the final measured average power.

7.5.4. Test Setup



7.5.5. Test Result

Product	AC220i Wi-Fi AP ID omni antenna US	Temperature	22°C
Test Engineer	Kevin Ker	Relative Humidity	54%
Test Site	TR3	Test Date	2017/08/04
Test Item	Transmit Power Control		

Test Mode	Data Rate /MCS	Channel No.	Freq. (MHz)	TPC Power (dBm)		EIRP TPC Power (dBm)		Limit (dBm)	Result
				Ant 1	Ant 2	Ant 1	Ant 2		
11a	6Mbps	52	5260	19.41	19.81	23.41	23.41	≤ 24.00	Pass
11a	6Mbps	60	5300	19.46	19.76	23.46	23.36	≤ 24.00	Pass
11a	6Mbps	64	5320	19.52	19.85	23.52	23.45	≤ 24.00	Pass
11a	6Mbps	100	5500	18.54	19.32	23.64	23.22	≤ 24.00	Pass
11a	6Mbps	118	5580	18.58	19.38	23.68	23.28	≤ 24.00	Pass
11a	6Mbps	120	5600	18.64	19.42	23.74	23.32	≤ 24.00	Pass
11a	6Mbps	140	5700	18.31	19.65	23.41	23.55	≤ 24.00	Pass
11a	6Mbps	144	5720	18.35	19.58	23.45	23.48	≤ 24.00	Pass
11n-HT20	MCS0	52	5260	19.55	19.82	23.55	23.42	≤ 24.00	Pass
11n-HT20	MCS0	60	5300	19.41	19.74	23.41	23.34	≤ 24.00	Pass
11n-HT20	MCS0	64	5320	19.47	19.86	23.47	23.46	≤ 24.00	Pass
11n-HT20	MCS0	100	5500	18.50	19.33	23.60	23.23	≤ 24.00	Pass
11n-HT20	MCS0	118	5580	18.63	19.72	23.73	23.62	≤ 24.00	Pass
11n-HT20	MCS0	120	5600	18.59	19.40	23.69	23.30	≤ 24.00	Pass
11n-HT20	MCS0	140	5700	18.34	19.67	23.44	23.57	≤ 24.00	Pass
11n-HT20	MCS0	144	5720	18.32	19.63	23.42	23.53	≤ 24.00	Pass
11n-HT40	MCS0	54	5270	19.71	19.70	23.71	23.30	≤ 24.00	Pass
11n-HT40	MCS0	62	5310	19.62	19.88	23.62	23.48	≤ 24.00	Pass
11n-HT40	MCS0	102	5510	18.64	19.48	23.74	23.38	≤ 24.00	Pass
11n-HT40	MCS0	110	5550	18.19	19.43	23.29	23.33	≤ 24.00	Pass
11n-HT40	MCS0	118	5590	18.24	19.37	23.34	23.27	≤ 24.00	Pass
11n-HT40	MCS0	134	5670	18.31	19.38	23.41	23.28	≤ 24.00	Pass
11n-HT40	MCS0	142	5710	18.45	19.36	23.55	23.26	≤ 24.00	Pass

Test Mode	Data Rate /MCS	Channel No.	Freq. (MHz)	TPC Power (dBm)		EIRP TPC Power (dBm)		Limit (dBm)	Result
				Ant 1	Ant 2	Ant 1	Ant 2		
11ac-VHT20	MCS0	52	5260	19.41	19.85	23.41	23.45	≤ 24.00	Pass
11ac-VHT20	MCS0	60	5300	19.35	19.73	23.35	23.33	≤ 24.00	Pass
11ac-VHT20	MCS0	64	5320	19.42	19.82	23.42	23.42	≤ 24.00	Pass
11ac-VHT20	MCS0	100	5500	18.51	19.35	23.61	23.25	≤ 24.00	Pass
11ac-VHT20	MCS0	116	5580	18.64	19.79	23.74	23.69	≤ 24.00	Pass
11ac-VHT20	MCS0	120	5600	18.16	19.42	23.26	23.32	≤ 24.00	Pass
11ac-VHT20	MCS0	140	5700	18.25	19.65	23.35	23.55	≤ 24.00	Pass
11ac-VHT20	MCS0	144	5720	18.31	19.61	23.41	23.51	≤ 24.00	Pass
11ac-VHT40	MCS0	54	5270	19.73	19.71	23.73	23.31	≤ 24.00	Pass
11ac-VHT40	MCS0	62	5310	19.62	19.92	23.62	23.52	≤ 24.00	Pass
11ac-VHT40	MCS0	102	5510	18.57	19.41	23.67	23.31	≤ 24.00	Pass
11ac-VHT40	MCS0	110	5550	18.20	19.39	23.30	23.29	≤ 24.00	Pass
11ac-VHT40	MCS0	118	5590	18.24	19.48	23.34	23.38	≤ 24.00	Pass
11ac-VHT40	MCS0	134	5670	18.32	19.80	23.42	23.70	≤ 24.00	Pass
11ac-VHT40	MCS0	142	5710	18.44	19.35	23.54	23.25	≤ 24.00	Pass
11ac-VHT80	MCS0	58	5290	19.46	19.87	23.46	23.47	≤ 24.00	Pass
11ac-VHT80	MCS0	106	5530	18.25	19.56	23.35	23.46	≤ 24.00	Pass
11ac-VHT80	MCS0	122	5610	18.31	19.62	23.41	23.52	≤ 24.00	Pass
11ac-VHT80	MCS0	138	5690	18.47	19.49	23.57	23.39	≤ 24.00	Pass

Note: EIRP TPC Power (dBm) = TPC Power (dBm) + Antenna Gain (dBi).



Test Mode	Data Rate /MCS	Channel No.	Freq. (MHz)	Ant 1 TPC Power (dBm)	Ant 2 TPC Power (dBm)	Total EIRP TPC Power (dBm)	Limit (dBm)	Result
Ant 1 + 2 (CDD Mode)								
11a	6Mbps	52	5260	16.61	16.46	23.55	≤ 24.00	Pass
11a	6Mbps	60	5300	16.52	16.44	23.49	≤ 24.00	Pass
11a	6Mbps	64	5320	16.64	16.51	23.59	≤ 24.00	Pass
11a	6Mbps	100	5500	15.71	15.37	23.65	≤ 24.00	Pass
11a	6Mbps	118	5580	15.75	15.39	23.68	≤ 24.00	Pass
11a	6Mbps	120	5600	15.82	15.42	23.73	≤ 24.00	Pass
11a	6Mbps	140	5700	15.58	15.35	23.58	≤ 24.00	Pass
11a	6Mbps	144	5720	15.47	15.33	23.51	≤ 24.00	Pass
11n-HT20	MCS0	52	5260	16.54	16.59	23.58	≤ 24.00	Pass
11n-HT20	MCS0	60	5300	16.52	16.46	23.50	≤ 24.00	Pass
11n-HT20	MCS0	64	5320	16.58	16.61	23.61	≤ 24.00	Pass
11n-HT20	MCS0	100	5500	15.73	15.50	23.73	≤ 24.00	Pass
11n-HT20	MCS0	118	5580	15.78	15.46	23.73	≤ 24.00	Pass
11n-HT20	MCS0	120	5600	15.81	15.57	23.80	≤ 24.00	Pass
11n-HT20	MCS0	140	5700	15.57	15.33	23.56	≤ 24.00	Pass
11n-HT20	MCS0	144	5720	15.59	15.34	23.58	≤ 24.00	Pass
11n-HT40	MCS0	54	5270	16.69	16.66	23.69	≤ 24.00	Pass
11n-HT40	MCS0	62	5310	16.65	16.44	23.56	≤ 24.00	Pass
11n-HT40	MCS0	102	5510	15.75	15.37	23.67	≤ 24.00	Pass
11n-HT40	MCS0	110	5550	15.81	15.38	23.71	≤ 24.00	Pass
11n-HT40	MCS0	118	5590	15.80	15.42	23.72	≤ 24.00	Pass
11n-HT40	MCS0	134	5670	15.43	15.33	23.49	≤ 24.00	Pass
11n-HT40	MCS0	142	5710	15.64	15.37	23.62	≤ 24.00	Pass
11ac-VHT20	MCS0	52	5260	16.53	16.47	23.51	≤ 24.00	Pass
11ac-VHT20	MCS0	60	5300	16.47	16.35	23.42	≤ 24.00	Pass
11ac-VHT20	MCS0	64	5320	16.55	16.68	23.63	≤ 24.00	Pass
11ac-VHT20	MCS0	100	5500	15.56	15.42	23.60	≤ 24.00	Pass
11ac-VHT20	MCS0	116	5580	15.76	15.45	23.72	≤ 24.00	Pass
11ac-VHT20	MCS0	120	5600	15.44	15.52	23.59	≤ 24.00	Pass
11ac-VHT20	MCS0	140	5700	15.38	15.32	23.46	≤ 24.00	Pass
11ac-VHT20	MCS0	144	5720	15.67	15.29	23.59	≤ 24.00	Pass



Test Mode	Data Rate /MCS	Channel No.	Freq. (MHz)	Ant 1 TPC Power (dBm)	Ant 2 TPC Power (dBm)	Total EIRP TPC Power (dBm)	Limit (dBm)	Result
Ant 1 + 2 (CDD Mode)								
11ac-VHT40	MCS0	54	5270	16.73	16.63	23.69	≤ 24.00	Pass
11ac-VHT40	MCS0	62	5310	16.61	16.44	23.54	≤ 24.00	Pass
11ac-VHT40	MCS0	102	5510	15.64	15.34	23.60	≤ 24.00	Pass
11ac-VHT40	MCS0	110	5550	15.71	15.38	23.66	≤ 24.00	Pass
11ac-VHT40	MCS0	118	5590	15.77	15.40	23.70	≤ 24.00	Pass
11ac-VHT40	MCS0	134	5670	15.24	15.36	23.41	≤ 24.00	Pass
11ac-VHT40	MCS0	142	5710	15.46	15.35	23.52	≤ 24.00	Pass
11ac-VHT80	MCS0	58	5290	16.65	16.42	23.55	≤ 24.00	Pass
11ac-VHT80	MCS0	106	5530	15.44	15.15	23.41	≤ 24.00	Pass
11ac-VHT80	MCS0	122	5610	15.52	15.36	23.55	≤ 24.00	Pass
11ac-VHT80	MCS0	138	5690	15.58	15.75	23.78	≤ 24.00	Pass

Note: Total EIRP TPC Power (dBm) = $10 \cdot \log \{ 10^{((\text{Ant 1 TPC Power} + \text{Ant 1 Gain} / 10))} + 10^{((\text{Ant 2 TPC Power} + \text{Ant 2 Gain} / 10))} \}$.

Note: Total EIRP TPC Power (dBm) = $10 \cdot \log \{ 10^{((\text{Ant 1 TPC Power} + \text{Ant 1 Gain} / 10))} + 10^{((\text{Ant 2 TPC Power} + \text{Ant 2 Gain} / 10))} \}$.

7.6. Power Spectral Density Measurement

7.6.1. Test Limit

For FCC

For the 5.25-5.35 GHz and 5.47-5.725 GHz bands, the maximum power spectral density shall not exceed 11 dBm in any 1 megahertz band.

If transmitting antennas of directional gain greater than 6dBi are used, the peak power spectral density shall be reduced by the amount in dB that the directional gain of the antenna exceeds 6dBi.

For IC

For the band 5.25-5.35 GHz and 5.47-5.725 GHz, the power spectral density shall not exceed 11 dBm in any 1.0 MHz band.

If transmitting antennas of directional gain greater than 6dBi are used, the peak power spectral density shall be reduced by the amount in dB that the directional gain of the antenna exceeds 6dBi.

7.6.2. Test Procedure Used

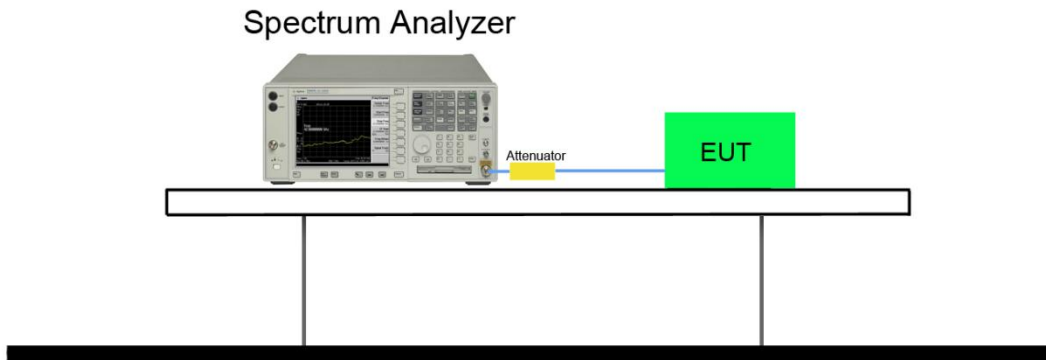
KDB 789033 D02v01r04 - Section F

7.6.3. Test Setting

1. Analyzer was set to the center frequency of the UNII channel under investigation
2. Span was set to encompass the entire 26dB EBW of the signal.
3. RBW = 1MHz, if measurement bandwidth of Maximum PSD is specified in 500 kHz,
RBW = 100 kHz
4. VBW = 3MHz
5. Number of sweep points $\geq 2 \times (\text{span} / \text{RBW})$
6. Detector = power averaging (Average)
7. Sweep time = auto
8. Trigger = free run
9. Use the peak search function on the instrument to find the peak of the spectrum and record its value.
10. Add $10 \cdot \log(1/x)$, where x is the duty cycle, to the measured power in order to compute the average power during the actual transmission times (because the measurement represents an average over both the on and off times of the transmission). For example, add $10 \cdot \log(1/0.25) = 6$ dB if the duty cycle is 25 percent.
11. When the measurement bandwidth of Maximum PSD is specified in 500 kHz, add a constant

factor $10 \cdot \log(500\text{kHz}/100\text{kHz}) = 6.99$ dB to the measured result.

7.6.4. Test Setup



7.6.5. Test Result

Product	AC220i Wi-Fi AP ID omni antenna US	Temperature	22°C
Test Engineer	Kevin Ker	Relative Humidity	54%
Test Site	TR3	Test Date	2017/08/03
Test Item	Power Spectral Density For FCC bands (UNII-2A & UNII-2C) & IC bands (UNII-1 & UNII-2A & UNII-2C)		

Test Mode	Data Rate/MCS	Channel No.	Freq. (MHz)	PSD (dBm/MHz)	Duty Cycle (%)	Final PSD (dBm/MHz)	PSD Limit (dBm/MHz)	EIRP PSD (dBm/MHz)	EIRP PSD Limit (dBm/MHz)	Result
Ant 1										
11a	6Mbps	36	5180	5.48	96.27	5.65	--	9.45	≤ 10.00	Pass
11a	6Mbps	44	5220	5.50	96.27	5.67	--	9.47	≤ 10.00	Pass
11a	6Mbps	48	5240	5.65	96.27	5.82	--	9.62	≤ 10.00	Pass
11a	6Mbps	52	5260	9.76	96.27	9.93	≤ 11.00	--	--	Pass
11a	6Mbps	60	5300	9.96	96.27	10.13	≤ 11.00	--	--	Pass
11a	6Mbps	64	5320	10.25	96.27	10.42	≤ 11.00	--	--	Pass
11a	6Mbps	100	5500	10.04	96.27	10.21	≤ 11.00	--	--	Pass
11a	6Mbps	116	5580	10.17	96.27	10.34	≤ 11.00	--	--	Pass
11a	6Mbps	120	5600	10.27	96.27	10.44	≤ 11.00	--	--	Pass
11a	6Mbps	140	5700	8.79	96.27	8.96	≤ 11.00	--	--	Pass
11a	6Mbps	144	5720	10.44	96.27	10.61	≤ 11.00	--	--	Pass
11n-HT20	MCS0	36	5180	5.48	98.43	5.48	--	9.28	≤ 10.00	Pass
11n-HT20	MCS0	44	5220	5.59	98.43	5.59	--	9.39	≤ 10.00	Pass
11n-HT20	MCS0	48	5240	5.66	98.43	5.66	--	9.46	≤ 10.00	Pass
11n-HT20	MCS0	52	5260	9.76	98.43	9.76	≤ 11.00	--	--	Pass
11n-HT20	MCS0	60	5300	9.97	98.43	9.97	≤ 11.00	--	--	Pass
11n-HT20	MCS0	64	5320	9.57	98.43	9.57	≤ 11.00	--	--	Pass
11n-HT20	MCS0	100	5500	9.21	98.43	9.21	≤ 11.00	--	--	Pass
11n-HT20	MCS0	116	5580	10.18	98.43	10.18	≤ 11.00	--	--	Pass
11n-HT20	MCS0	120	5600	10.07	98.43	10.07	≤ 11.00	--	--	Pass
11n-HT20	MCS0	140	5700	8.72	98.43	8.72	≤ 11.00	--	--	Pass
11n-HT20	MCS0	144	5720	10.12	98.43	10.12	≤ 11.00	--	--	Pass



Test Mode	Data Rate/MCS	Channel No.	Freq. (MHz)	PSD (dBm/MHz)	Duty Cycle (%)	Final PSD (dBm/MHz)	PSD Limit (dBm/MHz)	EIRP PSD (dBm/MHz)	EIRP PSD Limit (dBm/MHz)	Result
Ant 1										
11n-HT40	MCS0	38	5190	3.93	95.40	4.13	--	7.93	≤ 10.00	Pass
11n-HT40	MCS0	46	5230	4.79	95.40	4.99	--	8.79	≤ 10.00	Pass
11n-HT40	MCS0	54	5270	7.29	95.40	7.49	≤ 11.00	--	--	Pass
11n-HT40	MCS0	62	5310	4.51	95.40	4.71	≤ 11.00	--	--	Pass
11n-HT40	MCS0	102	5510	5.57	95.40	5.77	≤ 11.00	--	--	Pass
11n-HT40	MCS0	110	5550	7.25	95.40	7.45	≤ 11.00	--	--	Pass
11n-HT40	MCS0	118	5590	7.36	95.40	7.56	≤ 11.00	--	--	Pass
11n-HT40	MCS0	134	5670	7.66	95.40	7.86	≤ 11.00	--	--	Pass
11n-HT40	MCS0	142	5710	7.42	95.40	7.62	≤ 11.00	--	--	Pass
11ac-VHT20	MCS0	36	5180	5.53	98.43	5.53	--	9.33	≤ 10.00	Pass
11ac-VHT20	MCS0	44	5220	5.42	98.43	5.42	--	9.22	≤ 10.00	Pass
11ac-VHT20	MCS0	48	5240	5.74	98.43	5.74	--	9.54	≤ 10.00	Pass
11ac-VHT20	MCS0	52	5260	9.70	98.43	9.70	≤ 11.00	--	--	Pass
11ac-VHT20	MCS0	60	5300	9.76	98.43	9.76	≤ 11.00	--	--	Pass
11ac-VHT20	MCS0	64	5320	9.45	98.43	9.45	≤ 11.00	--	--	Pass
11ac-VHT20	MCS0	100	5500	9.59	98.43	9.59	≤ 11.00	--	--	Pass
11ac-VHT20	MCS0	116	5580	9.93	98.43	9.93	≤ 11.00	--	--	Pass
11ac-VHT20	MCS0	120	5600	10.16	98.43	10.16	≤ 11.00	--	--	Pass
11ac-VHT20	MCS0	140	5700	8.85	98.43	8.85	≤ 11.00	--	--	Pass
11ac-VHT20	MCS0	144	5720	10.42	98.43	10.42	≤ 11.00	--	--	Pass
11ac-VHT40	MCS0	38	5190	4.27	94.84	4.50	--	8.30	≤ 10.00	Pass
11ac-VHT40	MCS0	46	5230	4.54	94.84	4.77	--	8.57	≤ 10.00	Pass
11ac-VHT40	MCS0	54	5270	7.25	94.84	7.48	≤ 11.00	--	--	Pass
11ac-VHT40	MCS0	62	5310	4.62	94.84	4.85	≤ 11.00	--	--	Pass
11ac-VHT40	MCS0	102	5510	5.12	94.84	5.35	≤ 11.00	--	--	Pass
11ac-VHT40	MCS0	110	5550	7.39	94.84	7.62	≤ 11.00	--	--	Pass
11ac-VHT40	MCS0	118	5590	7.34	94.84	7.57	≤ 11.00	--	--	Pass
11ac-VHT40	MCS0	134	5670	6.90	94.84	7.13	≤ 11.00	--	--	Pass
11ac-VHT40	MCS0	142	5710	7.57	94.84	7.80	≤ 11.00	--	--	Pass

Test Mode	Data Rate/MCS	Channel No.	Freq. (MHz)	PSD (dBm/MHz)	Duty Cycle (%)	Final PSD (dBm/MHz)	PSD Limit (dBm/MHz)	EIRP PSD (dBm/MHz)	EIRP PSD Limit (dBm/MHz)	Result
Ant 1										
11ac-VHT80	MCS0	42	5210	1.72	92.51	2.06	--	5.86	≤ 10.00	Pass
11ac-VHT80	MCS0	58	5290	0.91	92.51	1.25	≤ 11.00	--	--	Pass
11ac-VHT80	MCS0	106	5530	0.77	92.51	1.11	≤ 11.00	--	--	Pass
11ac-VHT80	MCS0	122	5610	3.99	92.51	4.33	≤ 11.00	--	--	Pass
11ac-VHT80	MCS0	138	5690	3.80	92.51	4.14	≤ 11.00	--	--	Pass

Note 1: When EUT duty cycle ≥ 98%, the Final PSD (dBm/MHz) = PSD (dBm/MHz).

Note 2: When EUT duty cycle < 98%, the Final PSD (dBm/MHz) = PSD (dBm/MHz) + 10*log(1/Duty Cycle).

Note 3: EIRP PSD (dBm/MHz) = Final PSD (dBm/MHz) + Antenna Gain (dBi).



Test Mode	Data Rate/MCS	Channel No.	Freq. (MHz)	PSD (dBm/MHz)	Duty Cycle (%)	Final PSD (dBm/MHz)	PSD Limit (dBm/MHz)	EIRP PSD (dBm/MHz)	EIRP PSD Limit (dBm/MHz)	Result
Ant 2										
11a	6Mbps	36	5180	5.64	96.27	5.81	--	9.41	≤ 10.00	Pass
11a	6Mbps	44	5220	5.51	96.27	5.68	--	9.28	≤ 10.00	Pass
11a	6Mbps	48	5240	5.77	96.27	5.94	--	9.54	≤ 10.00	Pass
11a	6Mbps	52	5260	10.25	96.27	10.42	≤ 11.00	--	--	Pass
11a	6Mbps	60	5300	10.36	96.27	10.53	≤ 11.00	--	--	Pass
11a	6Mbps	64	5320	10.14	96.27	10.31	≤ 11.00	--	--	Pass
11a	6Mbps	100	5500	10.22	96.27	10.39	≤ 11.00	--	--	Pass
11a	6Mbps	116	5580	10.24	96.27	10.41	≤ 11.00	--	--	Pass
11a	6Mbps	120	5600	10.26	96.27	10.43	≤ 11.00	--	--	Pass
11a	6Mbps	140	5700	10.29	96.27	10.46	≤ 11.00	--	--	Pass
11a	6Mbps	144	5720	10.25	96.27	10.42	≤ 11.00	--	--	Pass
11n-HT20	MCS0	36	5180	5.57	98.43	5.57	--	9.17	≤ 10.00	Pass
11n-HT20	MCS0	44	5220	5.69	98.43	5.69	--	9.29	≤ 10.00	Pass
11n-HT20	MCS0	48	5240	5.72	98.43	5.72	--	9.32	≤ 10.00	Pass
11n-HT20	MCS0	52	5260	10.35	98.43	10.35	≤ 11.00	--	--	Pass
11n-HT20	MCS0	60	5300	10.16	98.43	10.16	≤ 11.00	--	--	Pass
11n-HT20	MCS0	64	5320	10.23	98.43	10.23	≤ 11.00	--	--	Pass
11n-HT20	MCS0	100	5500	10.24	98.43	10.24	≤ 11.00	--	--	Pass
11n-HT20	MCS0	116	5580	10.44	98.43	10.44	≤ 11.00	--	--	Pass
11n-HT20	MCS0	120	5600	10.43	98.43	10.43	≤ 11.00	--	--	Pass
11n-HT20	MCS0	140	5700	10.20	98.43	10.20	≤ 11.00	--	--	Pass
11n-HT20	MCS0	144	5720	10.23	98.43	10.23	≤ 11.00	--	--	Pass



Test Mode	Data Rate/MCS	Channel No.	Freq. (MHz)	PSD (dBm/MHz)	Duty Cycle (%)	Final PSD (dBm/MHz)	PSD Limit (dBm/MHz)	EIRP PSD (dBm/MHz)	EIRP PSD Limit (dBm/MHz)	Result
Ant 2										
11n-HT40	MCS0	38	5190	3.98	95.40	4.18	--	7.78	≤ 10.00	Pass
11n-HT40	MCS0	46	5230	5.09	95.40	5.29	--	8.89	≤ 10.00	Pass
11n-HT40	MCS0	54	5270	8.09	95.40	8.29	≤ 11.00	--	--	Pass
11n-HT40	MCS0	62	5310	6.03	95.40	6.23	≤ 11.00	--	--	Pass
11n-HT40	MCS0	102	5510	7.60	95.40	7.80	≤ 11.00	--	--	Pass
11n-HT40	MCS0	110	5550	8.25	95.40	8.45	≤ 11.00	--	--	Pass
11n-HT40	MCS0	118	5590	8.31	95.40	8.51	≤ 11.00	--	--	Pass
11n-HT40	MCS0	134	5670	8.14	95.40	8.34	≤ 11.00	--	--	Pass
11n-HT40	MCS0	142	5710	8.23	95.40	8.43	≤ 11.00	--	--	Pass
11ac-VHT20	MCS0	36	5180	5.58	98.43	5.58	--	9.18	≤ 10.00	Pass
11ac-VHT20	MCS0	44	5220	5.69	98.43	5.69	--	9.29	≤ 10.00	Pass
11ac-VHT20	MCS0	48	5240	5.88	98.43	5.88	--	9.48	≤ 10.00	Pass
11ac-VHT20	MCS0	52	5260	10.46	98.43	10.46	≤ 11.00	--	--	Pass
11ac-VHT20	MCS0	60	5300	10.40	98.43	10.40	≤ 11.00	--	--	Pass
11ac-VHT20	MCS0	64	5320	10.35	98.43	10.35	≤ 11.00	--	--	Pass
11ac-VHT20	MCS0	100	5500	10.20	98.43	10.20	≤ 11.00	--	--	Pass
11ac-VHT20	MCS0	116	5580	10.48	98.43	10.48	≤ 11.00	--	--	Pass
11ac-VHT20	MCS0	120	5600	10.16	98.43	10.16	≤ 11.00	--	--	Pass
11ac-VHT20	MCS0	140	5700	10.28	98.43	10.28	≤ 11.00	--	--	Pass
11ac-VHT20	MCS0	144	5720	10.17	98.43	10.17	≤ 11.00	--	--	Pass
11ac-VHT40	MCS0	38	5190	4.13	94.84	4.36	--	7.96	≤ 10.00	Pass
11ac-VHT40	MCS0	46	5230	4.90	94.84	5.13	--	8.73	≤ 10.00	Pass
11ac-VHT40	MCS0	54	5270	8.25	94.84	8.48	≤ 11.00	--	--	Pass
11ac-VHT40	MCS0	62	5310	5.88	94.84	6.11	≤ 11.00	--	--	Pass
11ac-VHT40	MCS0	102	5510	7.19	94.84	7.42	≤ 11.00	--	--	Pass
11ac-VHT40	MCS0	110	5550	8.28	94.84	8.51	≤ 11.00	--	--	Pass
11ac-VHT40	MCS0	118	5590	8.37	94.84	8.60	≤ 11.00	--	--	Pass
11ac-VHT40	MCS0	134	5670	8.31	94.84	8.54	≤ 11.00	--	--	Pass
11ac-VHT40	MCS0	142	5710	8.24	94.84	8.47	≤ 11.00	--	--	Pass

Test Mode	Data Rate/MCS	Channel No.	Freq. (MHz)	PSD (dBm/MHz)	Duty Cycle (%)	Final PSD (dBm/MHz)	PSD Limit (dBm/MHz)	EIRP PSD (dBm/MHz)	EIRP PSD Limit (dBm/MHz)	Result
Ant 2										
11ac-VHT80	MCS0	42	5210	1.62	92.51	1.96	--	5.56	≤ 10.00	Pass
11ac-VHT80	MCS0	58	5290	2.64	92.51	2.98	≤ 11.00	--	--	Pass
11ac-VHT80	MCS0	106	5530	2.91	92.51	3.25	≤ 11.00	--	--	Pass
11ac-VHT80	MCS0	122	5610	4.63	92.51	4.97	≤ 11.00	--	--	Pass
11ac-VHT80	MCS0	138	5690	4.58	92.51	4.92	≤ 11.00	--	--	Pass

Note 1: When EUT duty cycle ≥ 98%, the Final PSD (dBm/MHz) = PSD (dBm/MHz).

Note 2: When EUT duty cycle < 98%, the Final PSD (dBm/MHz) = PSD (dBm/MHz) + 10*log(1/Duty Cycle).

Note 3: EIRP PSD (dBm/MHz) = Final PSD (dBm/MHz) + Antenna Gain (dBi)



Test Mode	Data Rate/MCS	Channel No.	Freq. (MHz)	Ant 1 PSD (dBm/MHz)	Ant 2 PSD (dBm/MHz)	Duty Cycle (%)	Total PSD (dBm/MHz)	PSD Limit (dBm/MHz)	EIRP PSD (dBm/MHz)	EIRP PSD Limit (dBm/MHz)	Result
Ant 1 + 2 (CDD Mode)											
11a	6Mbps	36	5180	-0.53	0.42	96.27	3.15	--	9.86	≤ 10.00	Pass
11a	6Mbps	44	5220	-0.74	0.16	96.27	2.91	--	9.62	≤ 10.00	Pass
11a	6Mbps	48	5240	-0.39	0.31	96.27	3.15	--	9.86	≤ 10.00	Pass
11a	6Mbps	52	5260	5.84	6.77	96.27	9.51	≤ 10.19	--	--	Pass
11a	6Mbps	60	5300	6.23	6.67	96.27	9.63	≤ 10.19	--	--	Pass
11a	6Mbps	64	5320	5.82	6.64	96.27	9.42	≤ 10.19	--	--	Pass
11a	6Mbps	100	5500	5.12	6.25	96.27	8.90	≤ 9.47	--	--	Pass
11a	6Mbps	116	5580	5.00	6.07	96.27	8.74	≤ 9.47	--	--	Pass
11a	6Mbps	120	5600	4.93	6.10	96.27	8.73	≤ 9.47	--	--	Pass
11a	6Mbps	140	5700	5.26	6.23	96.27	8.95	≤ 9.47	--	--	Pass
11a	6Mbps	144	5720	5.25	6.24	96.27	8.95	≤ 9.47	--	--	Pass
11n-HT20	MCS0	36	5180	-0.80	0.15	98.43	2.71	--	9.42	≤ 10.00	Pass
11n-HT20	MCS0	44	5220	-0.71	0.26	98.43	2.81	--	9.52	≤ 10.00	Pass
11n-HT20	MCS0	48	5240	-0.66	0.34	98.43	2.88	--	9.59	≤ 10.00	Pass
11n-HT20	MCS0	52	5260	5.93	6.98	98.43	9.50	≤ 10.19	--	--	Pass
11n-HT20	MCS0	60	5300	5.99	7.11	98.43	9.60	≤ 10.19	--	--	Pass
11n-HT20	MCS0	64	5320	5.84	7.13	98.43	9.54	≤ 10.19	--	--	Pass
11n-HT20	MCS0	100	5500	5.28	6.23	98.43	8.79	≤ 9.47	--	--	Pass
11n-HT20	MCS0	116	5580	5.25	6.12	98.43	8.72	≤ 9.47	--	--	Pass
11n-HT20	MCS0	120	5600	5.07	6.50	98.43	8.85	≤ 9.47	--	--	Pass
11n-HT20	MCS0	140	5700	5.30	5.97	98.43	8.66	≤ 9.47	--	--	Pass
11n-HT20	MCS0	144	5720	5.34	6.25	98.43	8.83	≤ 9.47	--	--	Pass
11n-HT40	MCS0	38	5190	-0.93	0.19	95.40	2.88	--	9.59	≤ 10.00	Pass
11n-HT40	MCS0	46	5230	-0.93	0.05	95.40	2.80	--	9.51	≤ 10.00	Pass
11n-HT40	MCS0	54	5270	5.46	6.54	95.40	9.25	≤ 10.19	--	--	Pass
11n-HT40	MCS0	62	5310	3.53	4.11	95.40	7.04	≤ 10.19	--	--	Pass
11n-HT40	MCS0	102	5510	3.18	4.22	95.40	6.95	≤ 9.47	--	--	Pass
11n-HT40	MCS0	110	5550	5.16	6.08	95.40	8.86	≤ 9.47	--	--	Pass
11n-HT40	MCS0	118	5590	5.17	6.17	95.40	8.91	≤ 9.47	--	--	Pass
11n-HT40	MCS0	134	5670	5.30	6.06	95.40	8.91	≤ 9.47	--	--	Pass
11n-HT40	MCS0	142	5710	5.41	5.98	95.40	8.92	≤ 9.47	--	--	Pass

Test Mode	Data Rate/MCS	Channel No.	Freq. (MHz)	Ant 1 PSD (dBm/MHz)	Ant 2 PSD (dBm/MHz)	Duty Cycle (%)	Total PSD (dBm/MHz)	PSD Limit (dBm/MHz)	EIRP PSD (dBm/MHz)	EIRP PSD Limit (dBm/MHz)	Result
Ant 1 + 2 (CDD Mode)											
11ac-VHT20	MCS0	36	5180	-0.54	0.12	98.43	2.81	--	9.52	≤ 10.00	Pass
11ac-VHT20	MCS0	44	5220	-0.84	0.15	98.43	2.69	--	9.40	≤ 10.00	Pass
11ac-VHT20	MCS0	48	5240	-0.66	0.57	98.43	3.01	--	9.72	≤ 10.00	Pass
11ac-VHT20	MCS0	52	5260	6.06	6.81	98.43	9.46	≤ 10.19	--	--	Pass
11ac-VHT20	MCS0	60	5300	6.40	6.75	98.43	9.59	≤ 10.19	--	--	Pass
11ac-VHT20	MCS0	64	5320	6.28	6.87	98.43	9.60	≤ 10.19	--	--	Pass
11ac-VHT20	MCS0	100	5500	5.30	6.05	98.43	8.70	≤ 9.47	--	--	Pass
11ac-VHT20	MCS0	116	5580	5.08	6.28	98.43	8.73	≤ 9.47	--	--	Pass
11ac-VHT20	MCS0	120	5600	5.55	5.97	98.43	8.78	≤ 9.47	--	--	Pass
11ac-VHT20	MCS0	140	5700	5.28	6.22	98.43	8.79	≤ 9.47	--	--	Pass
11ac-VHT20	MCS0	144	5720	5.28	6.06	98.43	8.70	≤ 9.47	--	--	Pass
11ac-VHT40	MCS0	38	5190	-0.94	0.01	94.84	2.80	--	9.51	≤ 10.00	Pass
11ac-VHT40	MCS0	46	5230	-0.86	0.15	94.84	2.91	--	9.62	≤ 10.00	Pass
11ac-VHT40	MCS0	54	5270	5.33	6.40	94.84	9.14	≤ 10.19	--	--	Pass
11ac-VHT40	MCS0	62	5310	3.39	4.01	94.84	6.95	≤ 10.19	--	--	Pass
11ac-VHT40	MCS0	102	5510	3.16	4.33	94.84	7.02	≤ 9.47	--	--	Pass
11ac-VHT40	MCS0	110	5550	4.90	6.40	94.84	8.95	≤ 9.47	--	--	Pass
11ac-VHT40	MCS0	118	5590	4.98	6.39	94.84	8.98	≤ 9.47	--	--	Pass
11ac-VHT40	MCS0	134	5670	5.08	6.18	94.84	8.91	≤ 9.47	--	--	Pass
11ac-VHT40	MCS0	142	5710	5.09	6.14	94.84	8.89	≤ 9.47	--	--	Pass
11ac-VHT80	MCS0	42	5210	-2.33	-1.12	92.51	1.67	--	8.38	≤ 10.00	Pass
11ac-VHT80	MCS0	58	5290	-0.45	-0.59	92.51	2.83	≤ 10.19	--	--	Pass
11ac-VHT80	MCS0	106	5530	-2.19	-1.84	92.51	1.34	≤ 9.47	--	--	Pass
11ac-VHT80	MCS0	122	5610	2.15	2.54	92.51	5.70	≤ 9.47	--	--	Pass
11ac-VHT80	MCS0	138	5690	2.24	3.49	92.51	6.26	≤ 9.47	--	--	Pass

Note 1: When EUT duty cycle ≥ 98%, the total PSD = $10 \cdot \log\{10^{(\text{Ant 1 PSD}/10)} + 10^{(\text{Ant 2 PSD}/10)}\}$

Note 2: When EUT duty cycle < 98%, the total PSD = $10 \cdot \log\{10^{(\text{Ant 1 PSD}/10)} + 10^{(\text{Ant 2 PSD}/10)}\} + 10 \cdot \log(1/\text{duty cycle})$

Note 3: EIRP PSD (dBm/MHz) = Total PSD (dBm/MHz) + Antenna Gain(dBi)



Test Mode	Data Rate/MCS	Channel No.	Freq. (MHz)	Ant 1 PSD (dBm/MHz)	Ant 2 PSD (dBm/MHz)	Duty Cycle (%)	Total PSD (dBm/MHz)	PSD Limit (dBm/MHz)	EIRP PSD (dBm/MHz)	EIRP PSD Limit (dBm/MHz)	Result
Ant 1 + 2 (Beam-Forming Mode)											
11n-HT20	MCS0	36	5180	-0.80	0.15	98.43	2.71	--	9.42	≤ 10.00	Pass
11n-HT20	MCS0	44	5220	-0.71	0.26	98.43	2.81	--	9.52	≤ 10.00	Pass
11n-HT20	MCS0	48	5240	-0.66	0.34	98.43	2.88	--	9.59	≤ 10.00	Pass
11n-HT20	MCS0	52	5260	5.87	6.95	98.43	9.45	≤ 10.19	--	--	Pass
11n-HT20	MCS0	60	5300	5.79	6.80	98.43	9.33	≤ 10.19	--	--	Pass
11n-HT20	MCS0	64	5320	5.76	6.62	98.43	9.22	≤ 10.19	--	--	Pass
11n-HT20	MCS0	100	5500	5.66	6.54	98.43	9.13	≤ 9.47	--	--	Pass
11n-HT20	MCS0	116	5580	5.17	6.29	98.43	8.77	≤ 9.47	--	--	Pass
11n-HT20	MCS0	120	5600	5.19	6.40	98.43	8.85	≤ 9.47	--	--	Pass
11n-HT20	MCS0	140	5700	5.27	6.41	98.43	8.89	≤ 9.47	--	--	Pass
11n-HT20	MCS0	144	5720	5.42	6.19	98.43	8.83	≤ 9.47	--	--	Pass
11n-HT40	MCS0	38	5190	-2.41	-1.38	95.40	1.15	--	8.06	≤ 10.00	Pass
11n-HT40	MCS0	46	5230	-1.70	-1.06	95.40	1.64	--	8.56	≤ 10.00	Pass
11n-HT40	MCS0	54	5270	5.96	7.16	95.40	9.82	≤ 10.19	--	--	Pass
11n-HT40	MCS0	62	5310	3.43	4.14	95.40	7.01	≤ 10.19	--	--	Pass
11n-HT40	MCS0	102	5510	3.75	4.66	95.40	7.44	≤ 9.47	--	--	Pass
11n-HT40	MCS0	110	5550	4.33	4.98	95.40	7.88	≤ 9.47	--	--	Pass
11n-HT40	MCS0	118	5590	5.33	6.25	95.40	9.03	≤ 9.47	--	--	Pass
11n-HT40	MCS0	134	5670	4.92	6.10	95.40	8.77	≤ 9.47	--	--	Pass
11n-HT40	MCS0	142	5710	5.43	6.17	95.40	9.03	≤ 9.47	--	--	Pass

Test Mode	Data Rate/MCS	Channel No.	Freq. (MHz)	Ant 1 PSD (dBm/MHz)	Ant 2 PSD (dBm/MHz)	Duty Cycle (%)	Total PSD (dBm/MHz)	PSD Limit (dBm/MHz)	EIRP PSD (dBm/MHz)	EIRP PSD Limit (dBm/MHz)	Result
Ant 1 + 2 (Beam-Forming Mode)											
11ac-VHT20	MCS0	36	5180	-0.54	0.12	98.43	2.81	--	9.52	≤ 10.00	Pass
11ac-VHT20	MCS0	44	5220	-0.84	0.15	98.43	2.69	--	9.40	≤ 10.00	Pass
11ac-VHT20	MCS0	48	5240	-0.66	0.57	98.43	3.01	--	9.72	≤ 10.00	Pass
11ac-VHT20	MCS0	52	5260	6.30	7.10	98.43	9.73	≤ 10.19	--	--	Pass
11ac-VHT20	MCS0	60	5300	6.20	7.02	98.43	9.64	≤ 10.19	--	--	Pass
11ac-VHT20	MCS0	64	5320	6.26	6.92	98.43	9.61	≤ 10.19	--	--	Pass
11ac-VHT20	MCS0	100	5500	5.48	6.68	98.43	9.13	≤ 9.47	--	--	Pass
11ac-VHT20	MCS0	116	5580	5.41	6.51	98.43	9.01	≤ 9.47	--	--	Pass
11ac-VHT20	MCS0	120	5600	5.69	6.56	98.43	9.16	≤ 9.47	--	--	Pass
11ac-VHT20	MCS0	140	5700	5.42	6.32	98.43	8.90	≤ 9.47	--	--	Pass
11ac-VHT20	MCS0	144	5720	5.58	6.37	98.43	9.00	≤ 9.47	--	--	Pass
11ac-VHT40	MCS0	38	5190	-2.63	-1.29	94.84	1.10	--	8.04	≤ 10.00	Pass
11ac-VHT40	MCS0	46	5230	-2.01	-0.65	94.84	1.73	--	8.67	≤ 10.00	Pass
11ac-VHT40	MCS0	54	5270	5.15	5.96	94.84	8.81	≤ 10.19	--	--	Pass
11ac-VHT40	MCS0	62	5310	4.10	4.66	94.84	7.63	≤ 10.19	--	--	Pass
11ac-VHT40	MCS0	102	5510	3.92	4.62	94.84	7.52	≤ 9.47	--	--	Pass
11ac-VHT40	MCS0	110	5550	5.02	5.99	94.84	8.77	≤ 9.47	--	--	Pass
11ac-VHT40	MCS0	118	5590	5.16	6.25	94.84	8.98	≤ 9.47	--	--	Pass
11ac-VHT40	MCS0	134	5670	4.81	5.63	94.84	8.48	≤ 9.47	--	--	Pass
11ac-VHT40	MCS0	142	5710	4.80	5.49	94.84	8.40	≤ 9.47	--	--	Pass
11ac-VHT80	MCS0	42	5210	-4.44	-3.24	92.51	-0.79	--	6.26	≤ 10.00	Pass
11ac-VHT80	MCS0	58	5290	-1.38	-0.61	92.51	2.37	≤ 10.19	--	--	Pass
11ac-VHT80	MCS0	106	5530	-1.20	-0.57	92.51	2.48	≤ 9.47	--	--	Pass
11ac-VHT80	MCS0	122	5610	1.74	2.86	92.51	5.69	≤ 9.47	--	--	Pass
11ac-VHT80	MCS0	138	5690	1.81	2.87	92.51	5.72	≤ 9.47	--	--	Pass

Note 1: When EUT duty cycle ≥ 98%, the total PSD = $10 \cdot \log\{10^{(\text{Ant 1 PSD}/10)} + 10^{(\text{Ant 2 PSD}/10)}\}$

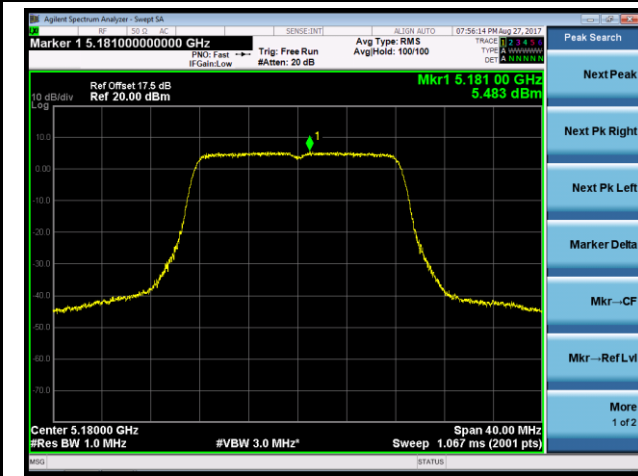
Note 2: When EUT duty cycle < 98%, the total PSD = $10 \cdot \log\{10^{(\text{Ant 1 PSD}/10)} + 10^{(\text{Ant 2 PSD}/10)}\} + 10 \cdot \log(1/\text{duty cycle})$

Note 3: EIRP PSD (dBm/MHz) = Total PSD (dBm/MHz) + Antenna Gain(dBi)

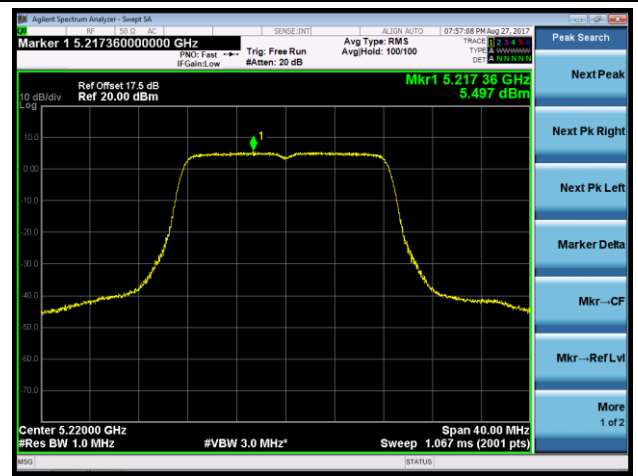
For FCC bands (UNII-2A & UNII-2C) & IC bands (UNII-1 & UNII-2A & UNII-2C)

802.11a Power Spectral Density - Ant 1

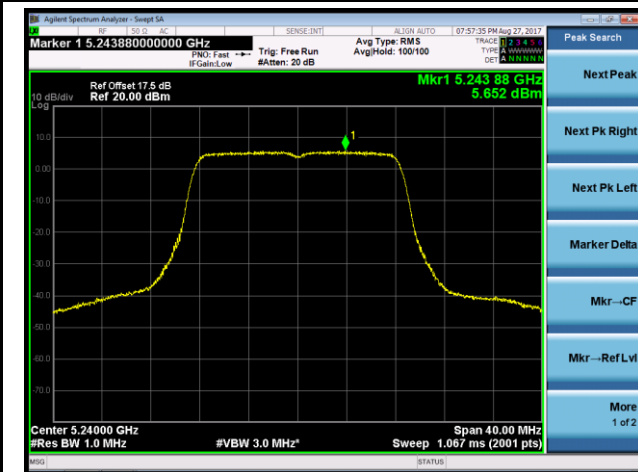
Channel 36 (5180MHz)



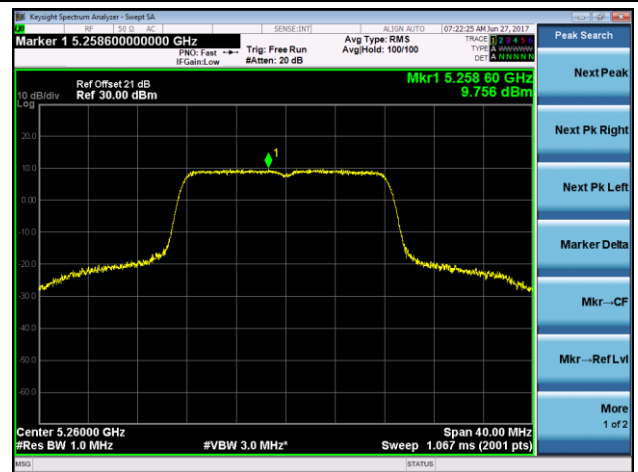
Channel 44 (5220MHz)



Channel 48 (5240MHz)



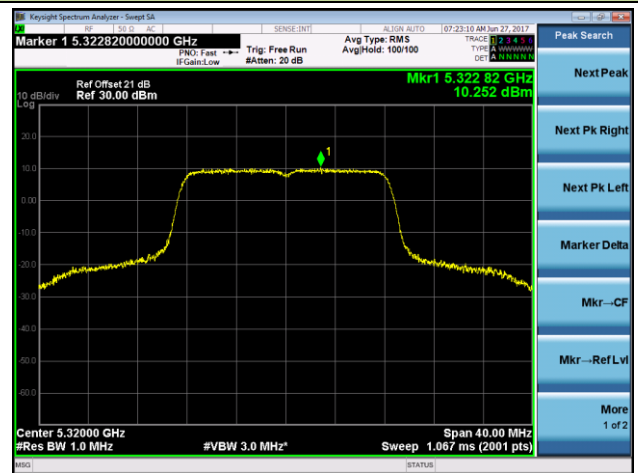
Channel 52 (5260MHz)

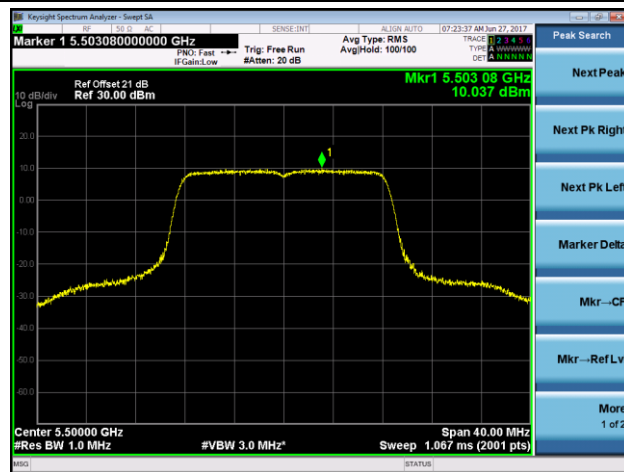
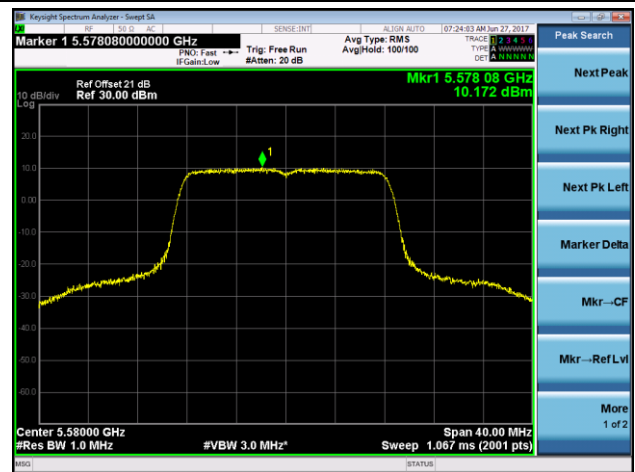
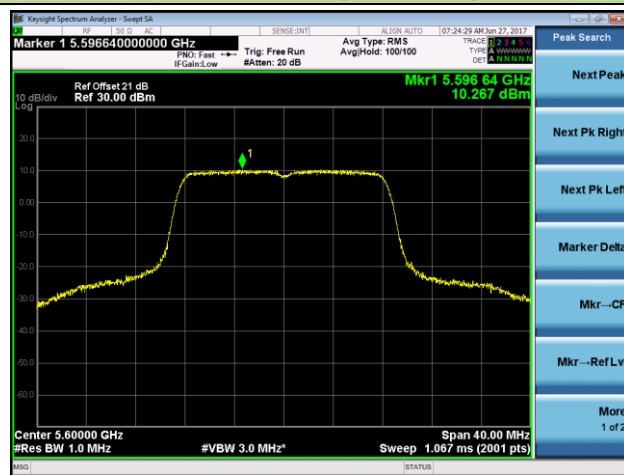
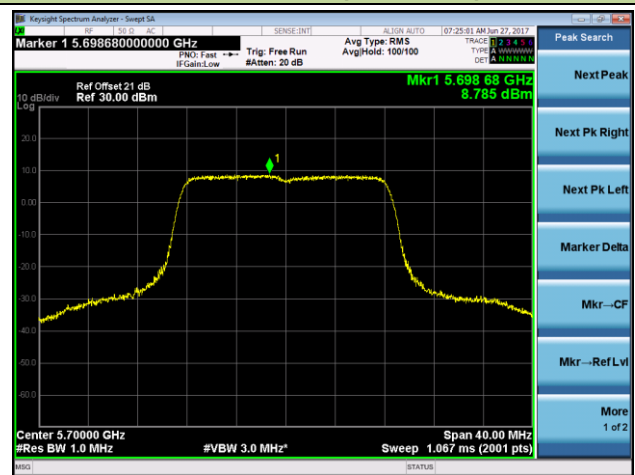
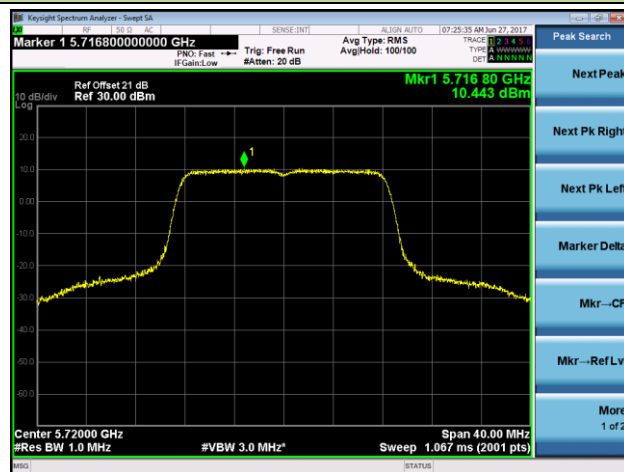


Channel 60 (5300MHz)



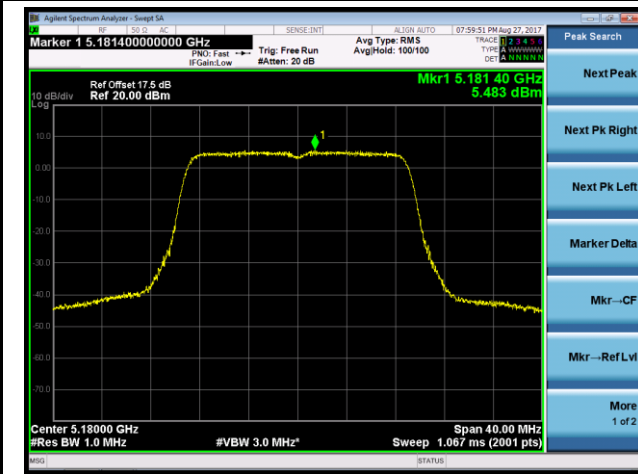
Channel 64 (5320MHz)



Channel 100 (5500MHz)

Channel 116 (5580MHz)

Channel 120 (5600MHz)

Channel 140 (5700MHz)

Channel 144 (5720MHz)


802.11n-HT20 Power Spectral Density - Ant 1

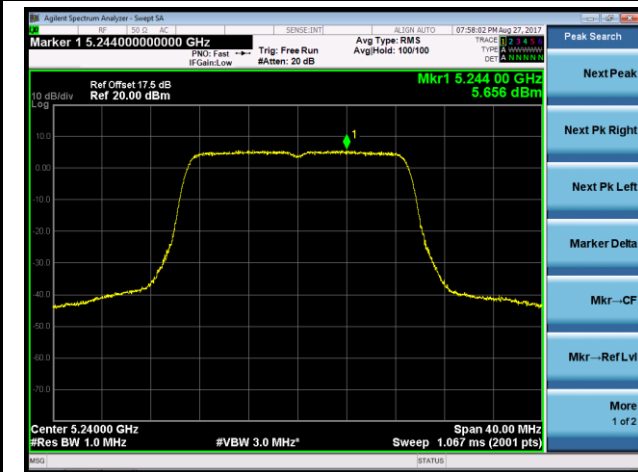
Channel 36 (5180MHz)



Channel 44 (5220MHz)



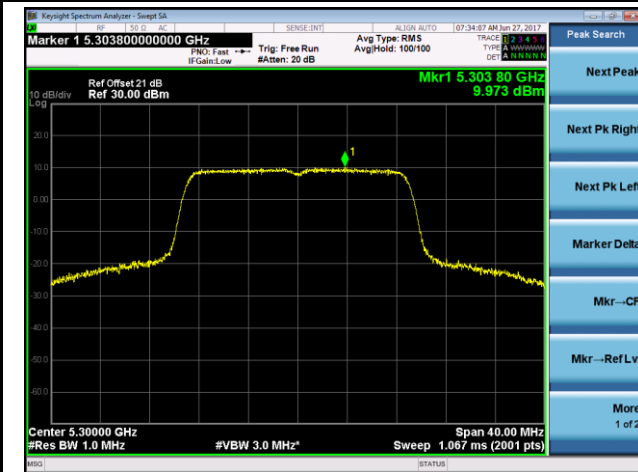
Channel 48 (5240MHz)



Channel 52 (5260MHz)



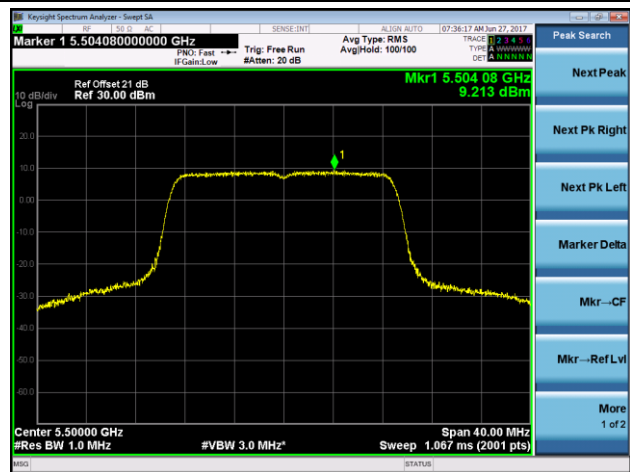
Channel 60 (5300MHz)



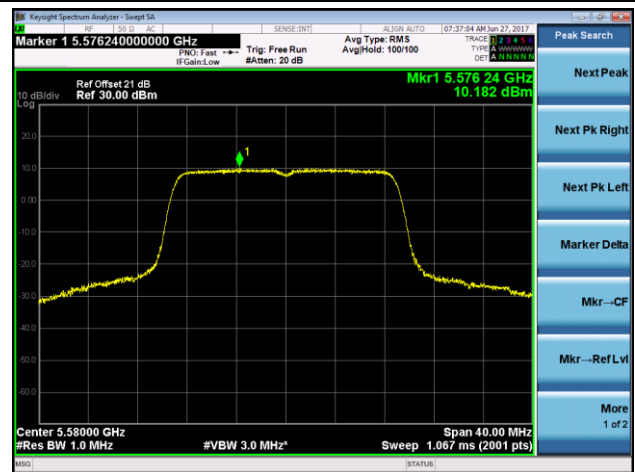
Channel 64 (5320MHz)



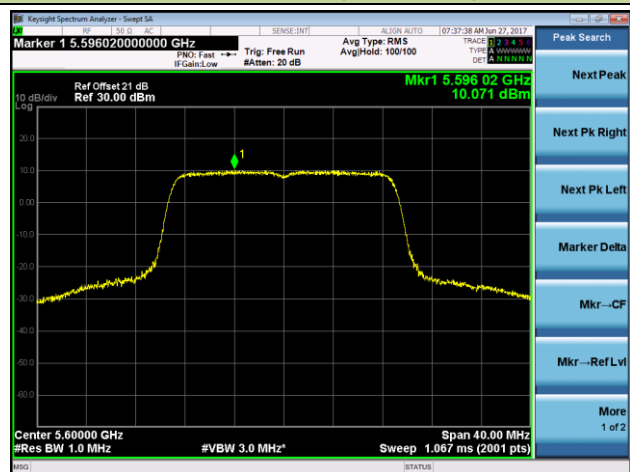
Channel 100 (5500MHz)



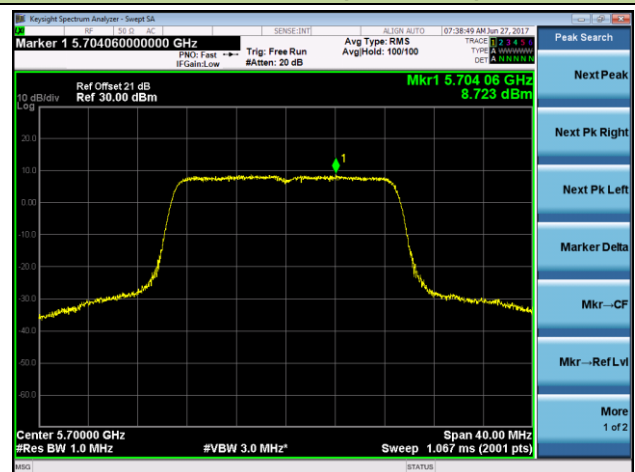
Channel 116 (5580MHz)



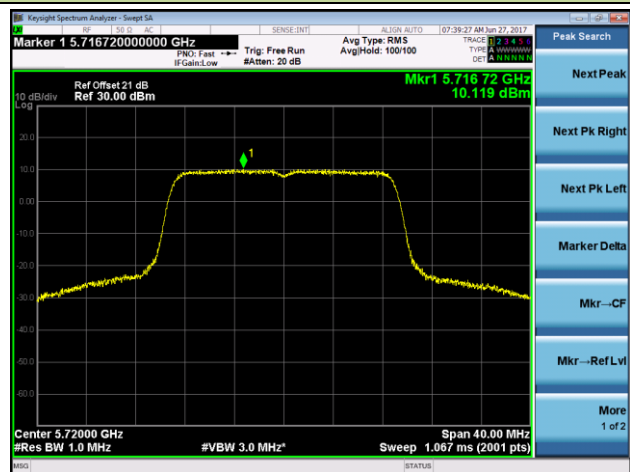
Channel 120 (5600MHz)



Channel 140 (5700MHz)

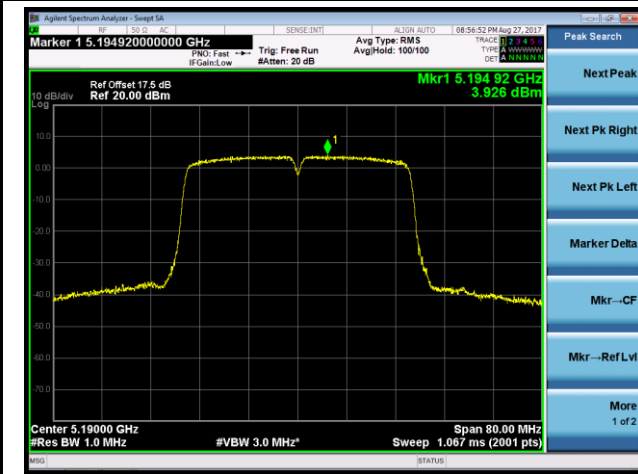


Channel 144 (5720MHz)

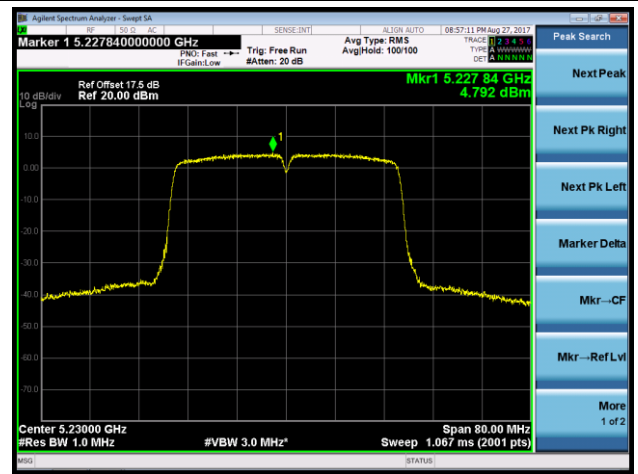


802.11n-HT40 Power Spectral Density - Ant 1

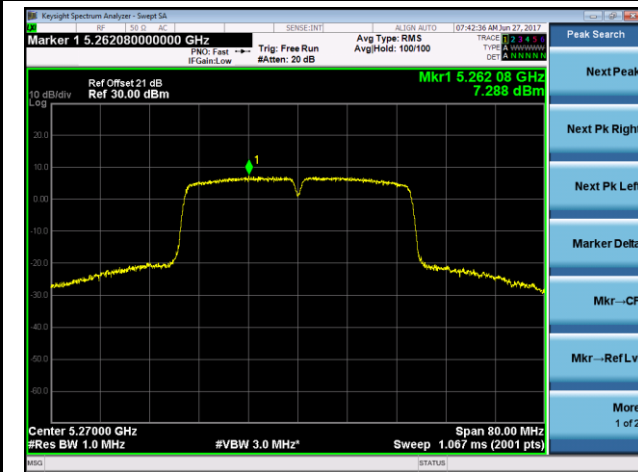
Channel 38 (5190MHz)



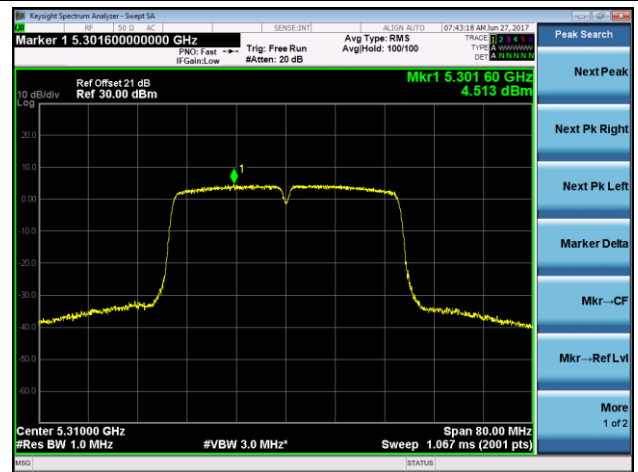
Channel 46 (5230MHz)



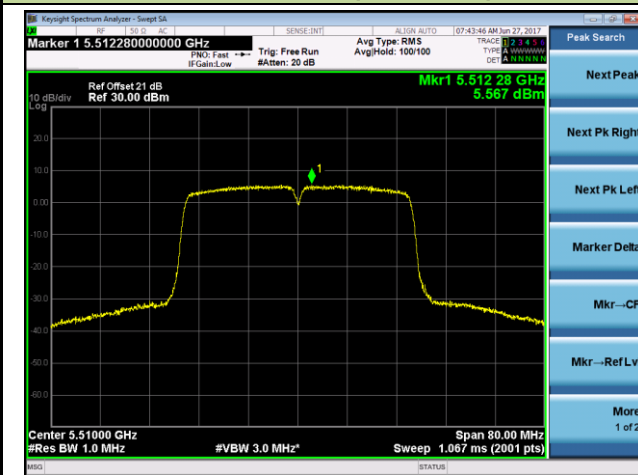
Channel 54 (5270MHz)



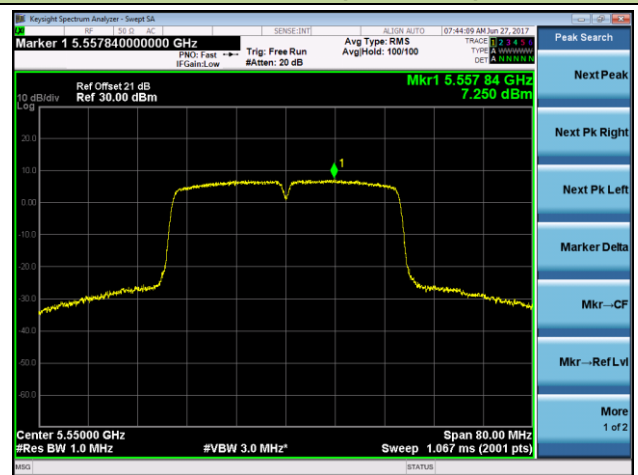
Channel 62 (5310MHz)

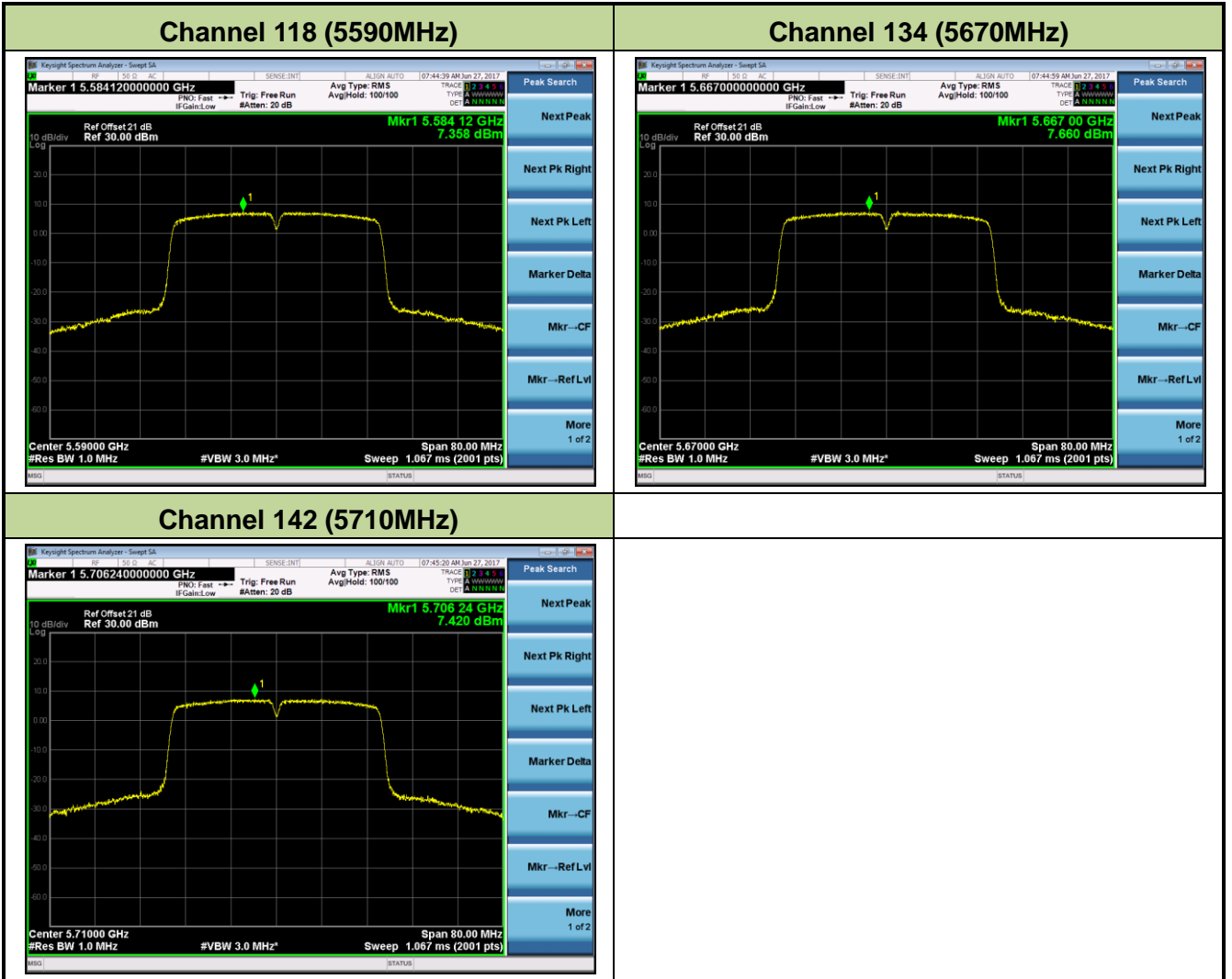


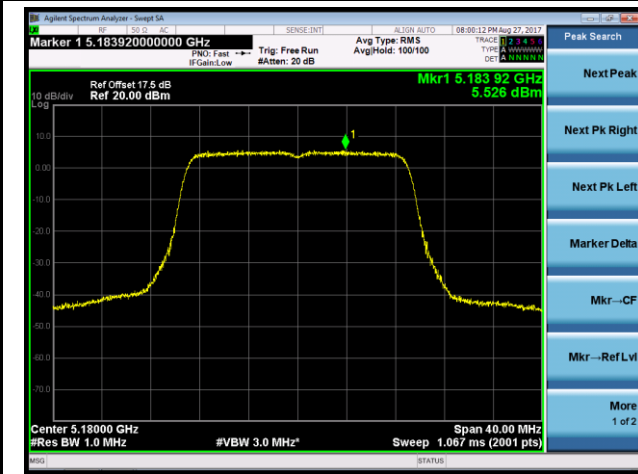
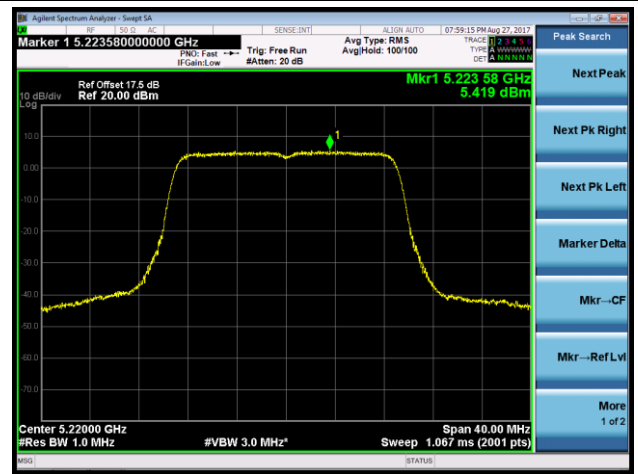
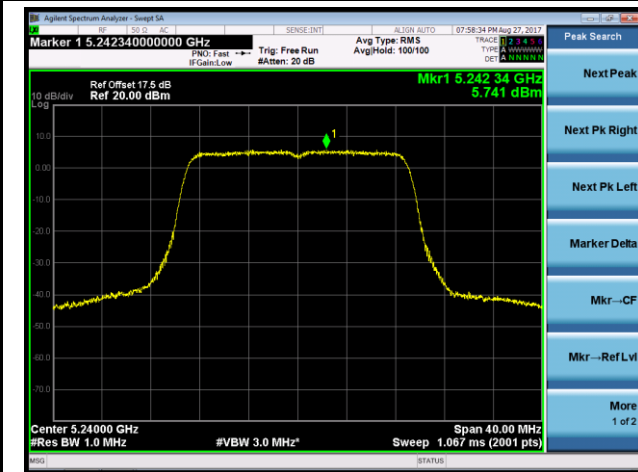
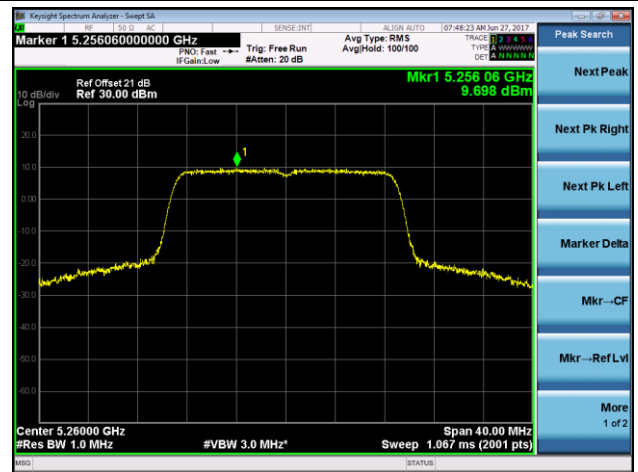
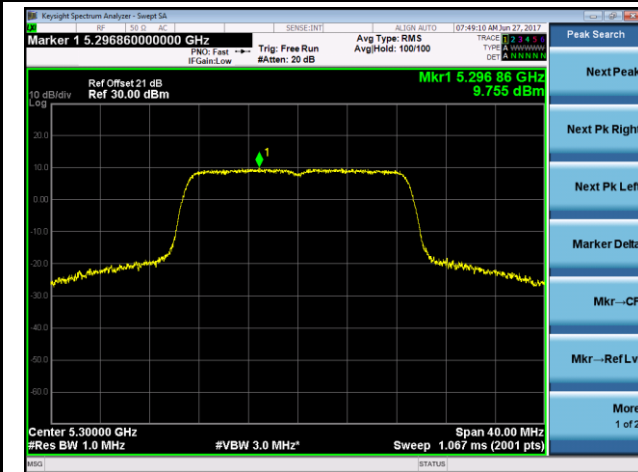
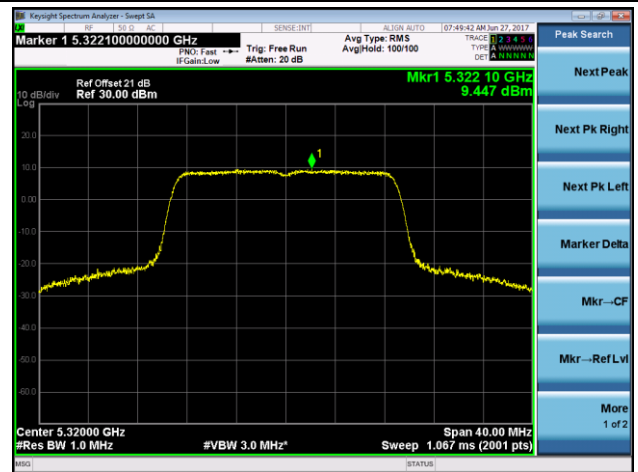
Channel 102 (5510MHz)

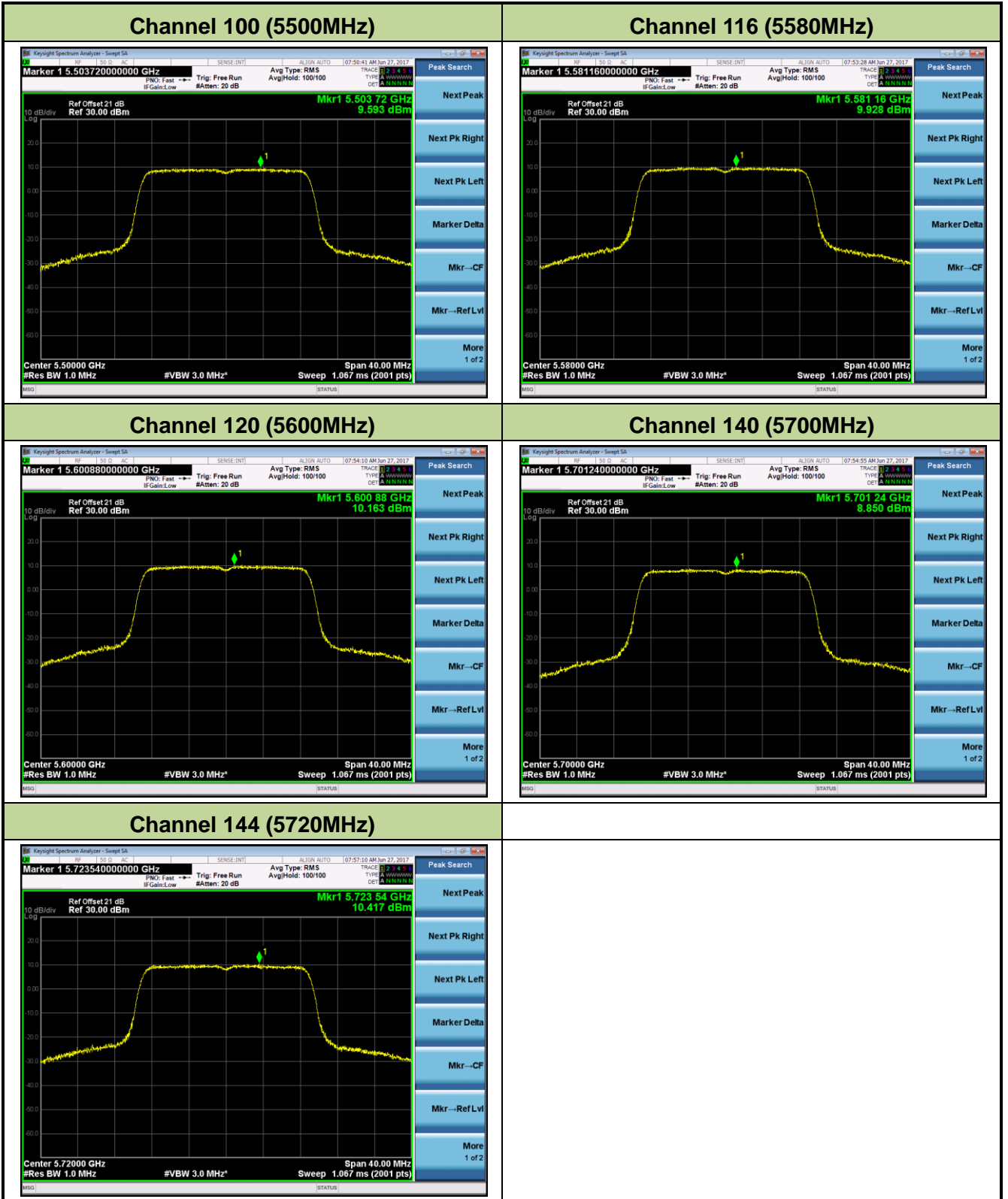


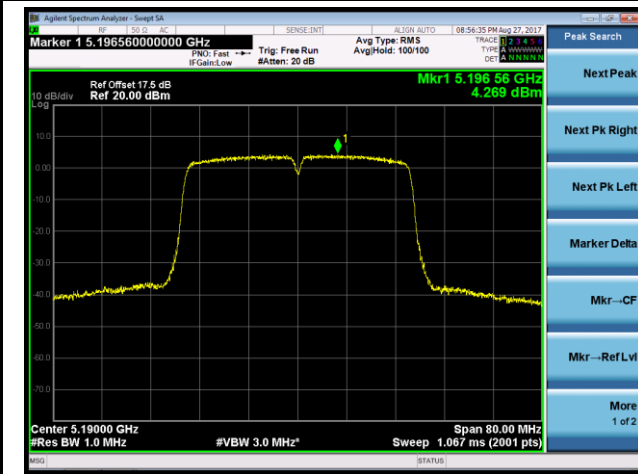
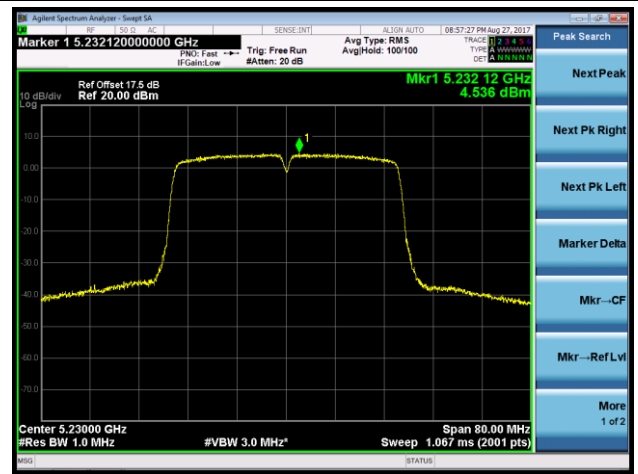
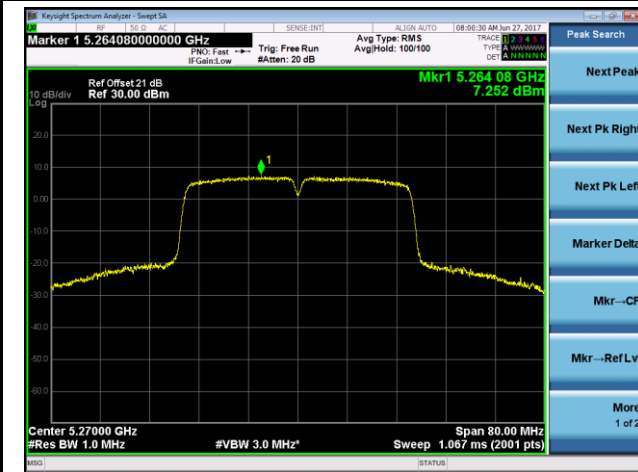
Channel 110 (5550MHz)

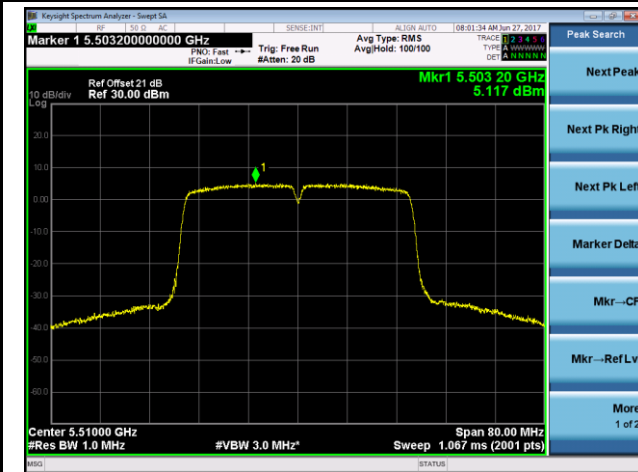
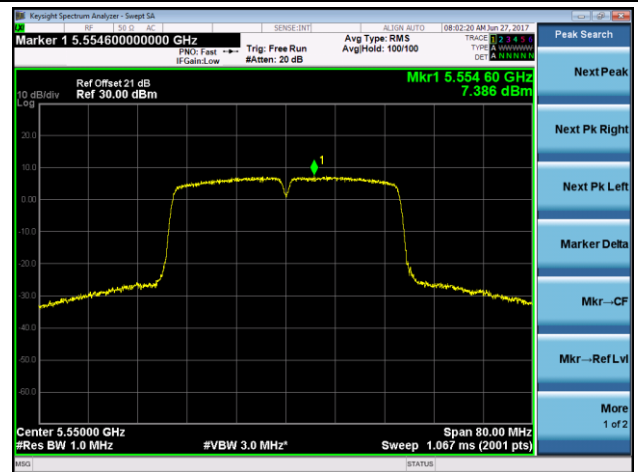


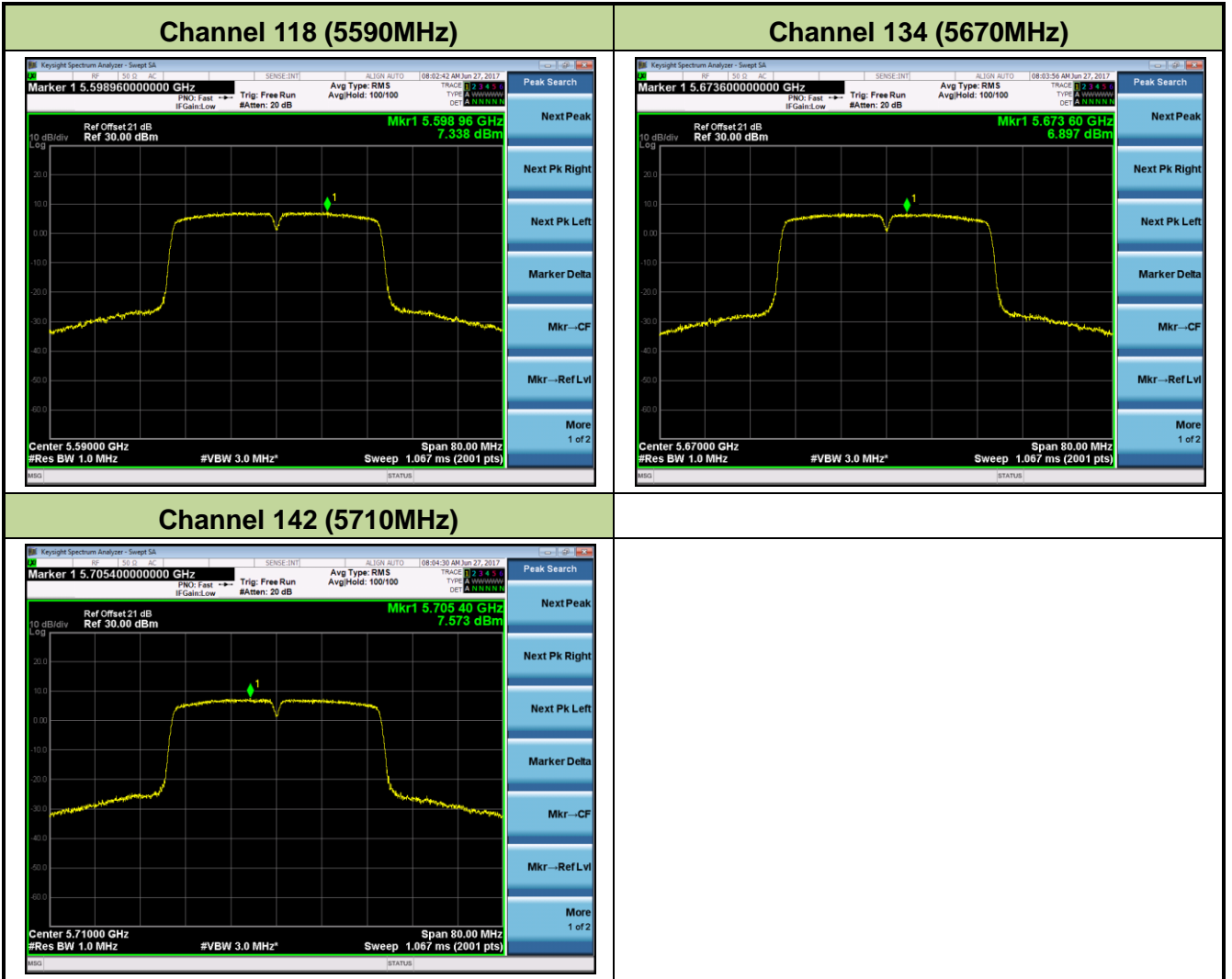


802.11ac-VHT20 Power Spectral Density - Ant 1
Channel 36 (5180MHz)

Channel 44 (5220MHz)

Channel 48 (5240MHz)

Channel 52 (5260MHz)

Channel 60 (5300MHz)

Channel 64 (5320MHz)




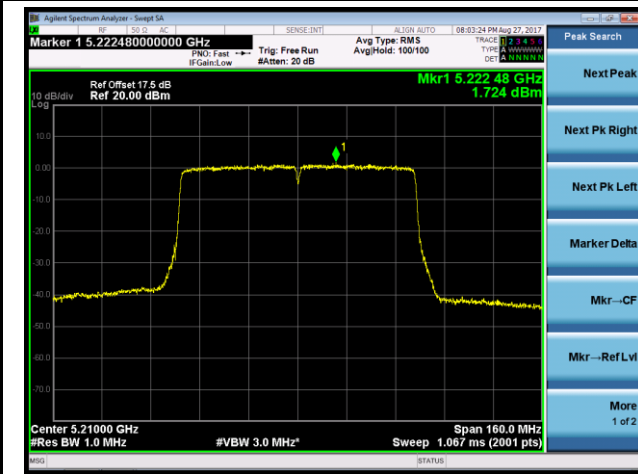
802.11ac-VHT40 Power Spectral Density - Ant 1
Channel 38 (5190MHz)

Channel 46 (5230MHz)

Channel 54 (5270MHz)

Channel 62 (5310MHz)

Channel 102 (5510MHz)

Channel 110 (5550MHz)


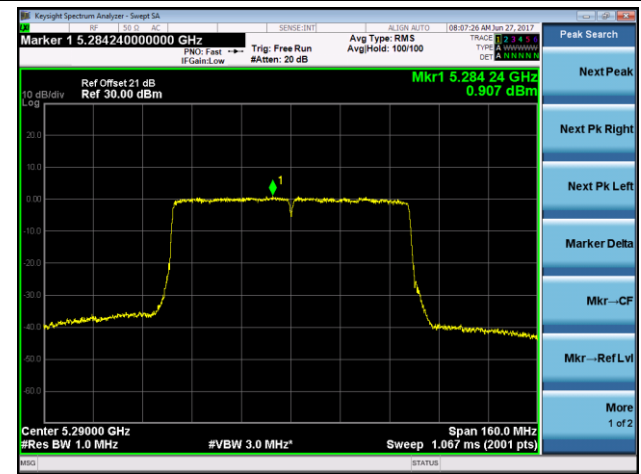


802.11ac-VHT80 Power Spectral Density - Ant 1

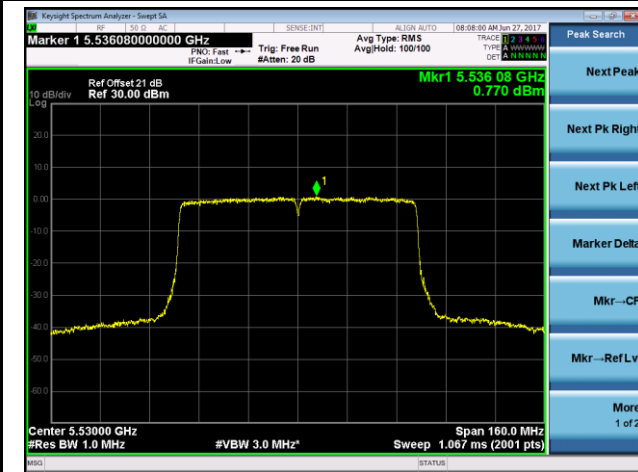
Channel 42 (5210MHz)



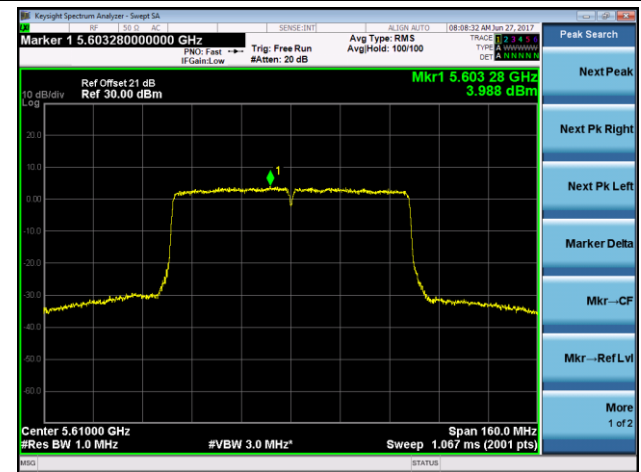
Channel 58 (5290MHz)



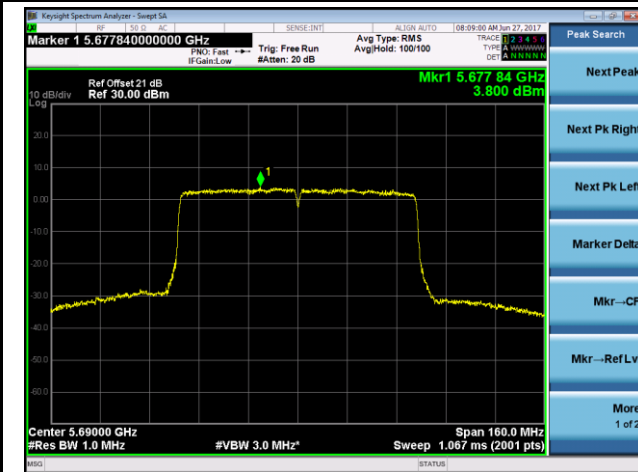
Channel 106 (5530MHz)



Channel 122 (5610MHz)

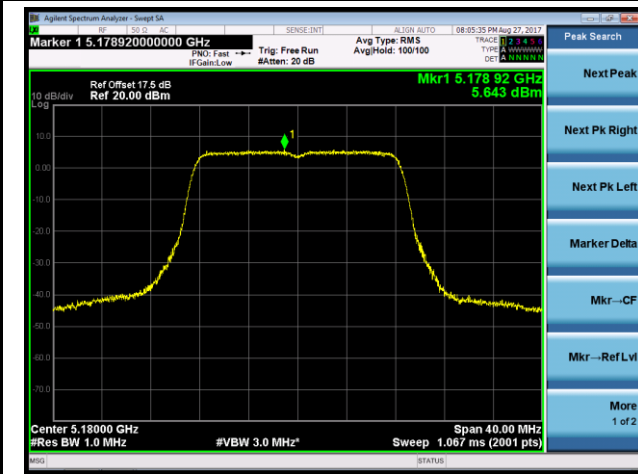


Channel 138 (5690MHz)

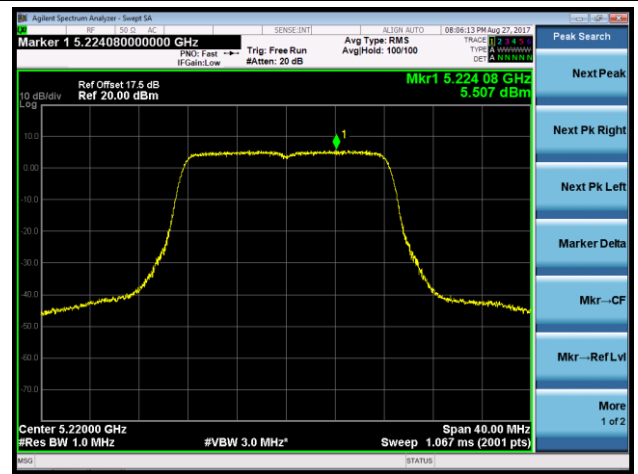


802.11a Power Spectral Density - Ant 2

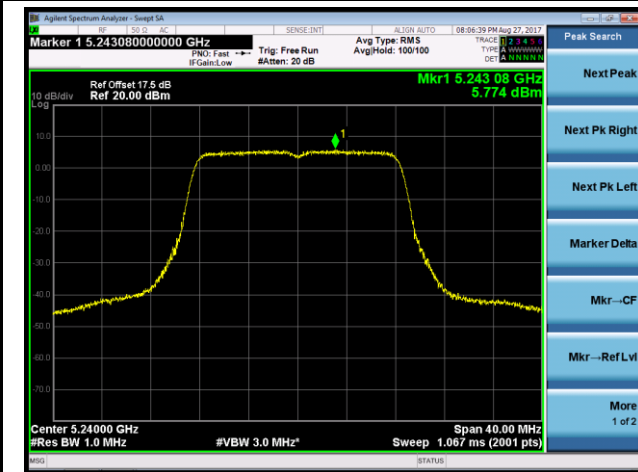
Channel 36 (5180MHz)



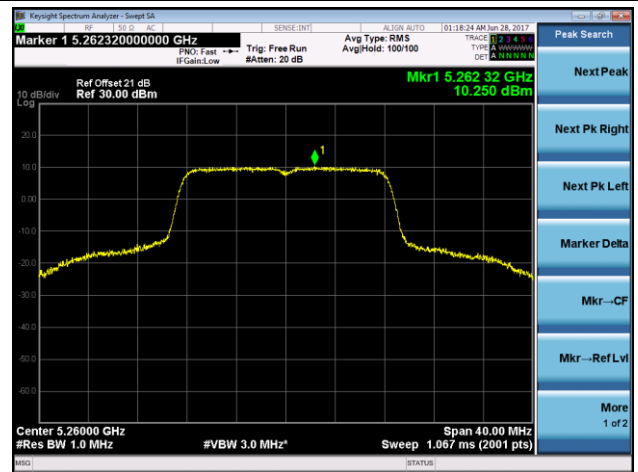
Channel 44 (5220MHz)



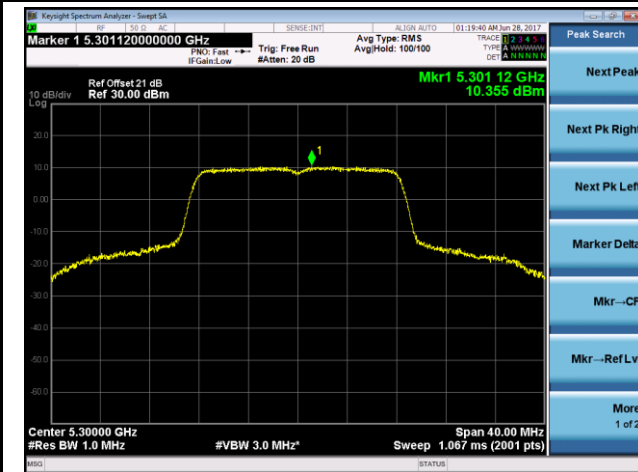
Channel 48 (5240MHz)



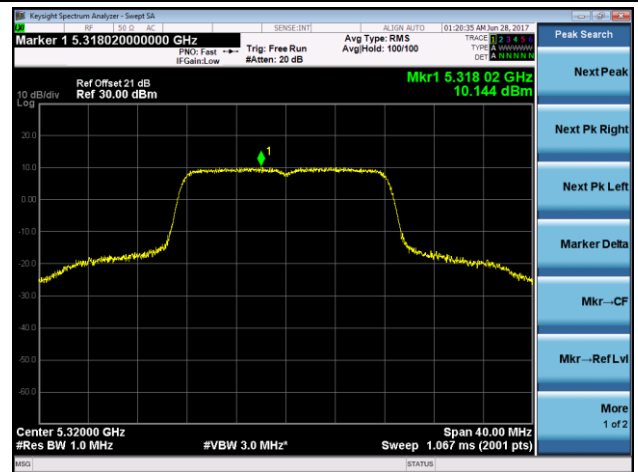
Channel 52 (5260MHz)

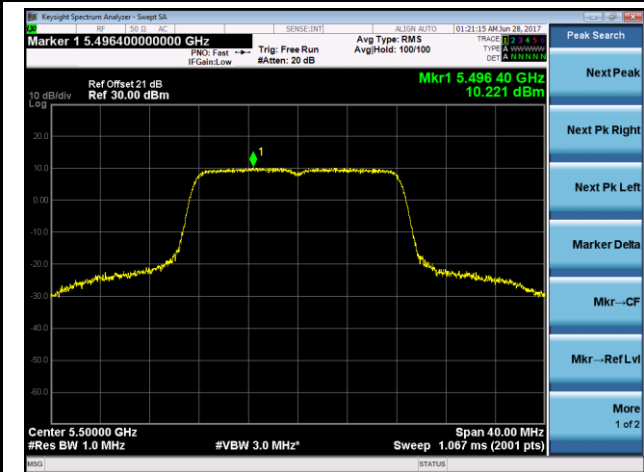
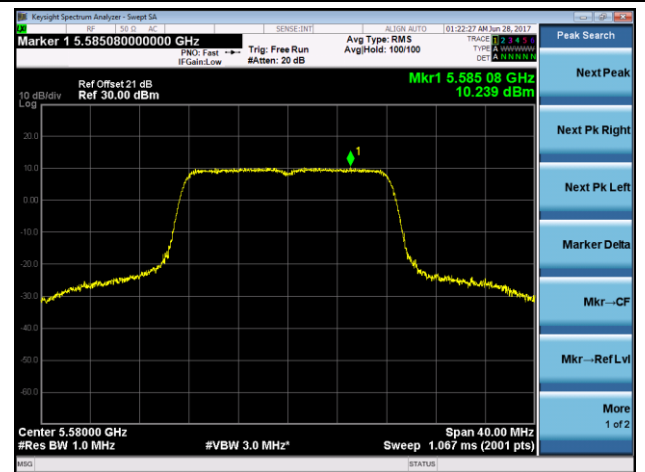
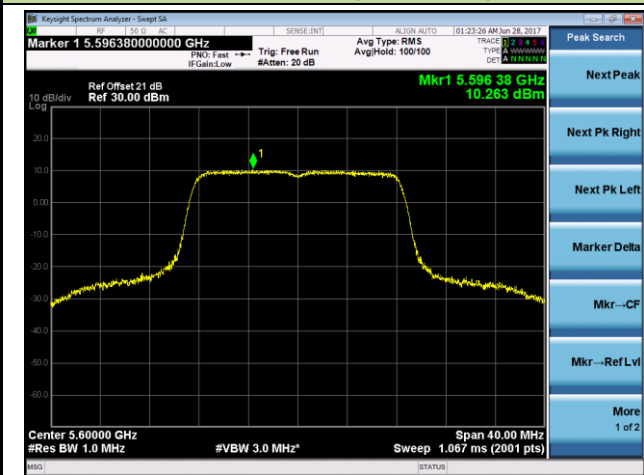
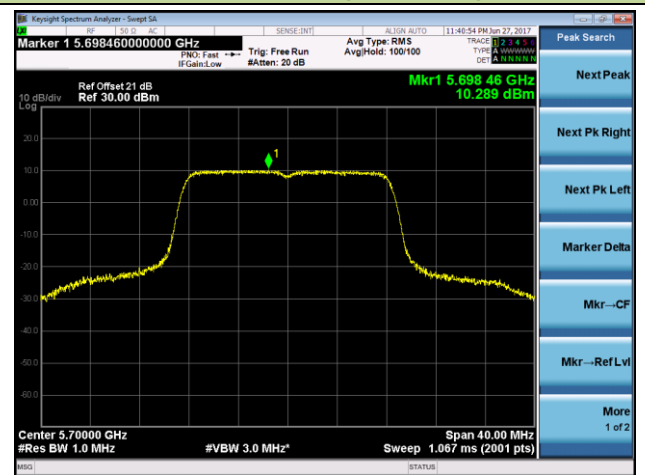


Channel 60 (5300MHz)



Channel 64 (5320MHz)



Channel 100 (5500MHz)

Channel 116 (5580MHz)

Channel 120 (5600MHz)

Channel 140 (5700MHz)

Channel 144 (5720MHz)
