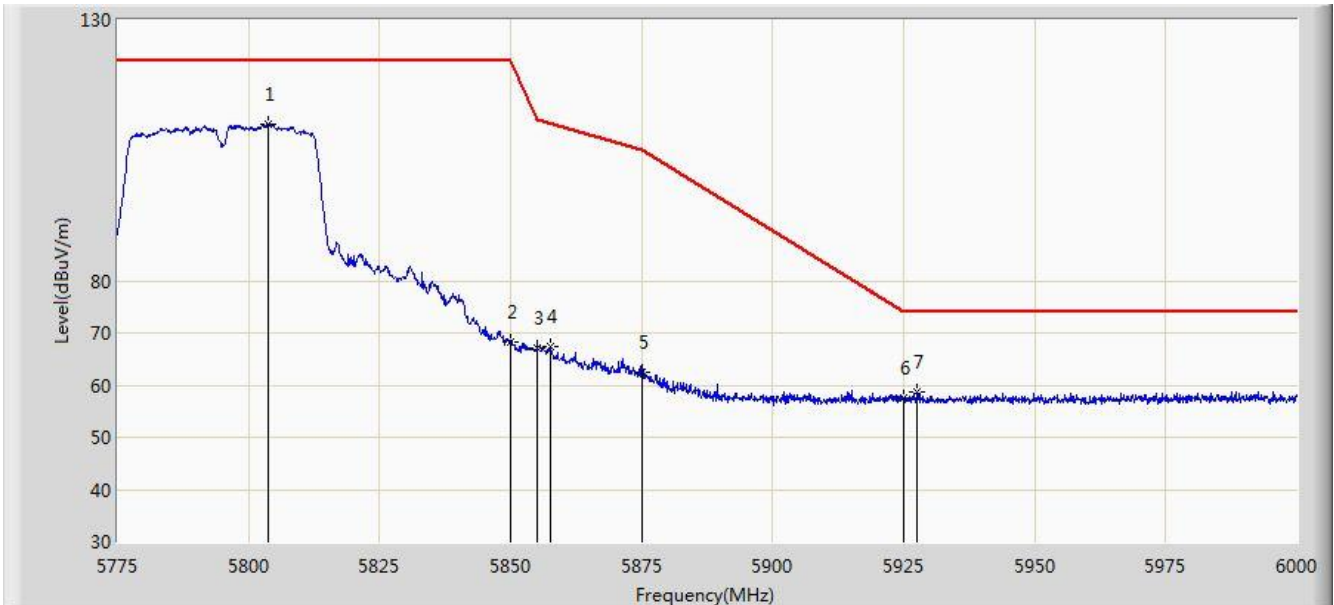


Site: AC1	Time: 2017/08/02 - 11:19
Limit: FCC_Part15.407_RE(3m)	Engineer: Kevin Ker
Probe: BBHA9120D_1GHz_18GHz	Polarity: Horizontal
EUT: AC220i Wi-Fi AP ID omni antenna US	Power: AC 120V/60Hz
Test Mode: Transmit by 802.11n-HT40 at channel 5795MHz Ant 1	

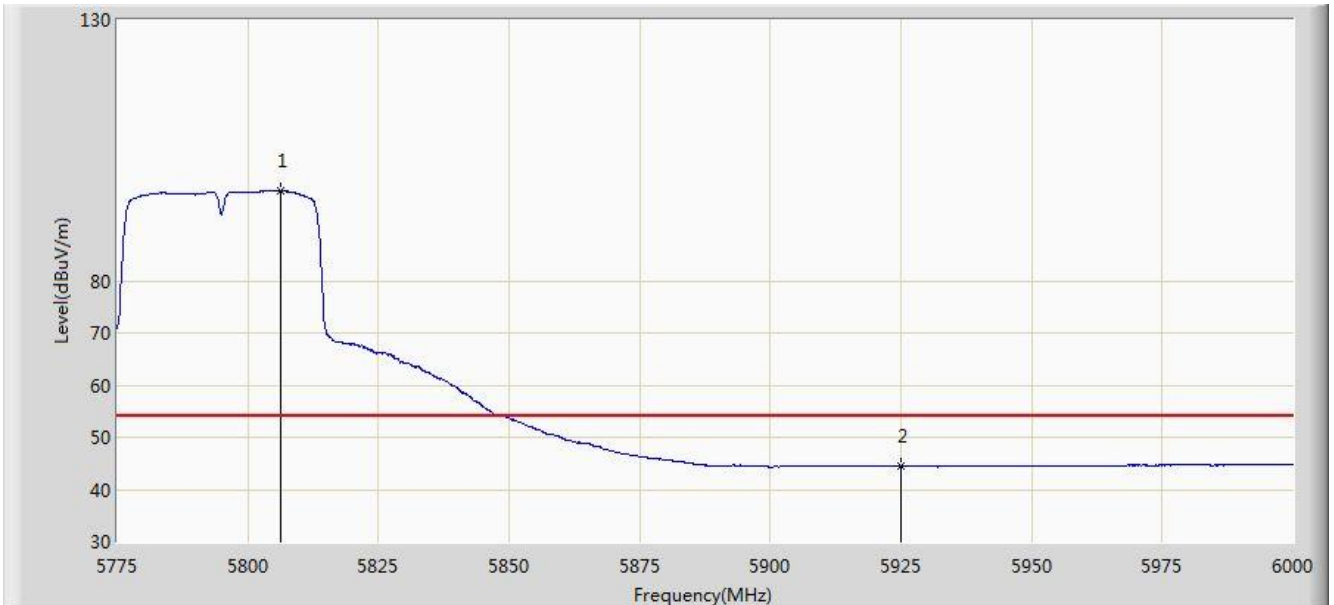


No	Flag	Mark	Frequency (MHz)	Measure Level (dBuV/m)	Reading Level (dBuV)	Margin (dB)	Limit (dBuV/m)	Factor (dB)	Type
1		*	5803.800	110.109	104.411	N/A	N/A	5.698	PK
2			5850.000	68.291	62.407	-53.909	122.200	5.884	PK
3			5855.000	66.973	61.069	-43.827	110.800	5.904	PK
4			5857.687	67.403	61.488	-42.644	110.047	5.914	PK
5			5875.000	62.378	56.394	-42.822	105.200	5.985	PK
6			5925.000	57.437	51.256	-16.563	74.000	6.182	PK
7			5927.663	58.661	52.469	-15.339	74.000	6.192	PK

Note: Measure Level (dB μ V/m) = Reading Level (dB μ V) + Factor (dB)

Factor (dB) = Cable Loss (dB) + Antenna Factor (dB) (dB/m) - Pre_Amplifier Gain (dB)

Site: AC1	Time: 2017/08/02 - 11:21
Limit: FCC_Part15.209_RE(3m)	Engineer: Kevin Ker
Probe: BBHA9120D_1GHz_18GHz	Polarity: Horizontal
EUT: AC220i Wi-Fi AP ID omni antenna US	Power: AC 120V/60Hz
Test Mode: Transmit by 802.11n-HT40 at channel 5795MHz Ant 1	

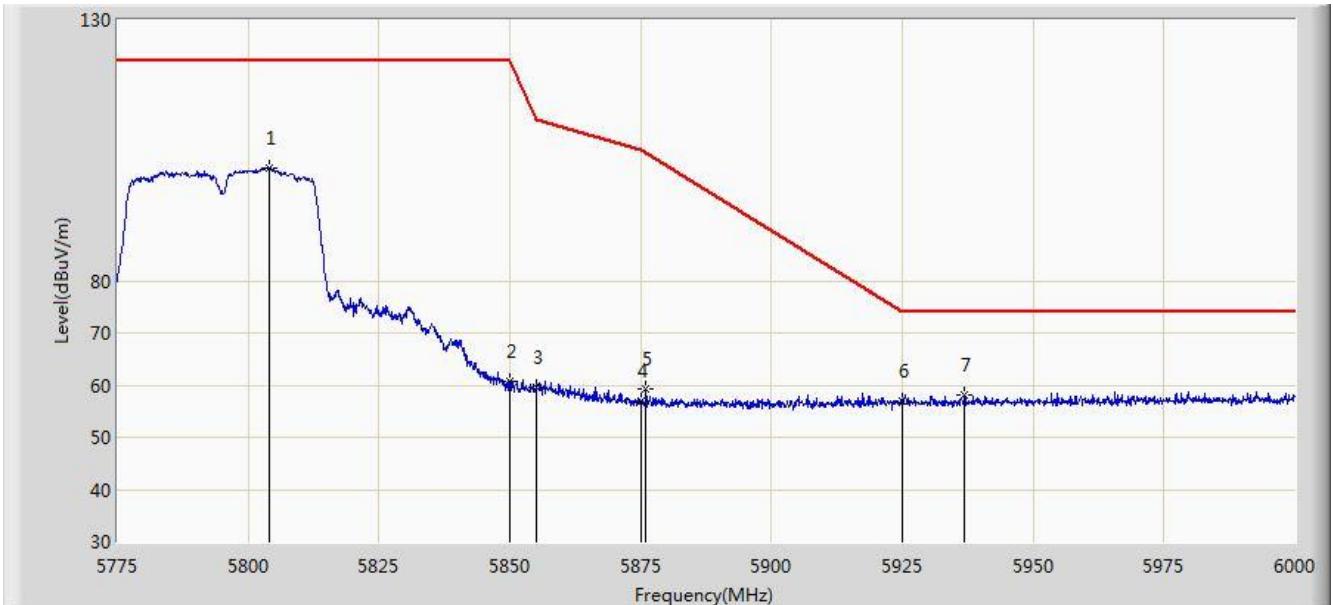


No	Flag	Mark	Frequency (MHz)	Measure Level (dBuV/m)	Reading Level (dBuV)	Margin (dB)	Limit (dBuV/m)	Factor (dB)	Type
1		*	5806.388	97.291	91.582	N/A	N/A	5.709	AV
2			5925.000	44.473	38.292	-9.527	54.000	6.182	AV

Note: Measure Level (dB μ V/m) = Reading Level (dB μ V) + Factor (dB)

Factor (dB) = Cable Loss (dB) + Antenna Factor (dB) (dB/m) - Pre_Amplifier Gain (dB)

Site: AC1	Time: 2017/08/02 - 11:21
Limit: FCC_Part15.407_RE(3m)	Engineer: Kevin Ker
Probe: BBHA9120D_1GHz_18GHz	Polarity: Vertical
EUT: AC220i Wi-Fi AP ID omni antenna US	Power: AC 120V/60Hz
Test Mode: Transmit by 802.11n-HT40 at channel 5795MHz Ant 1	

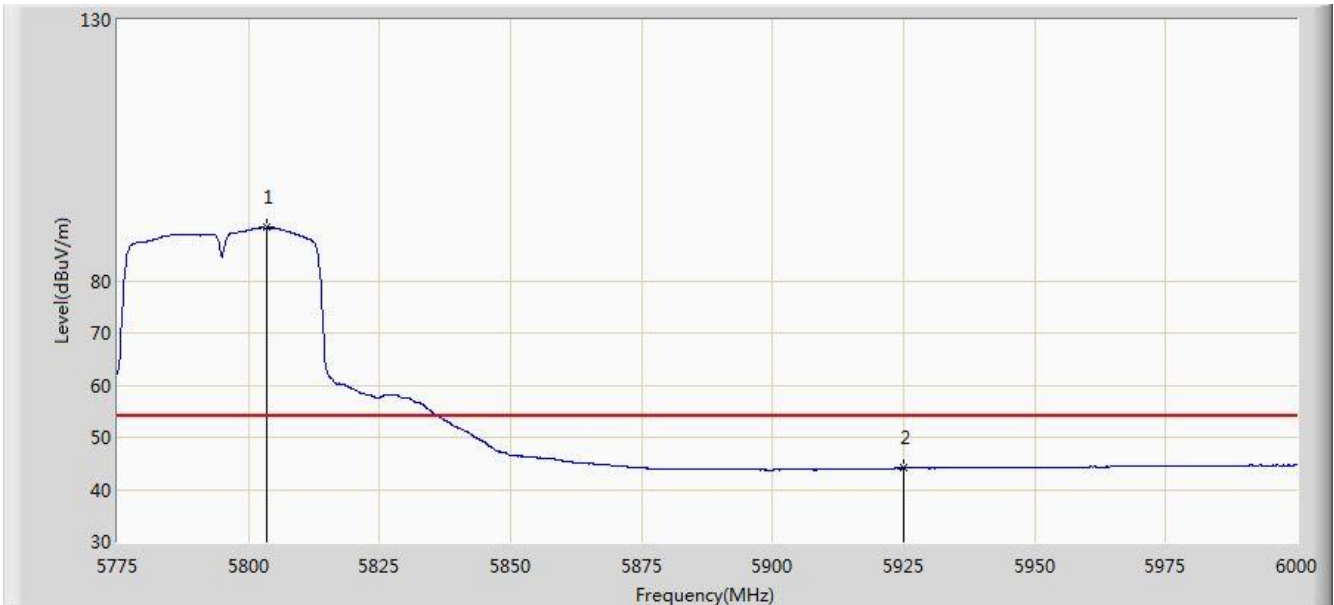


No	Flag	Mark	Frequency (MHz)	Measure Level (dBuV/m)	Reading Level (dBuV)	Margin (dB)	Limit (dBuV/m)	Factor (dB)	Type
1			5803.913	101.673	95.974	N/A	N/A	5.699	PK
2			5850.000	60.647	54.763	-61.553	122.200	5.884	PK
3			5855.000	59.557	53.653	-51.243	110.800	5.904	PK
4			5875.000	56.838	50.854	-48.362	105.200	5.985	PK
5			5875.913	59.301	53.313	-45.327	104.628	5.988	PK
6			5925.000	56.841	50.660	-17.159	74.000	6.182	PK
7		*	5936.888	58.200	51.972	-15.800	74.000	6.228	PK

Note: Measure Level (dB μ V/m) = Reading Level (dB μ V) + Factor (dB)

Factor (dB) = Cable Loss (dB) + Antenna Factor (dB) (dB/m) - Pre_Amplifier Gain (dB)

Site: AC1	Time: 2017/08/02 - 11:23
Limit: FCC_Part15.209_RE(3m)	Engineer: Kevin Ker
Probe: BBHA9120D_1GHz_18GHz	Polarity: Vertical
EUT: AC220i Wi-Fi AP ID omni antenna US	Power: AC 120V/60Hz
Test Mode: Transmit by 802.11n-HT40 at channel 5795MHz Ant 1	

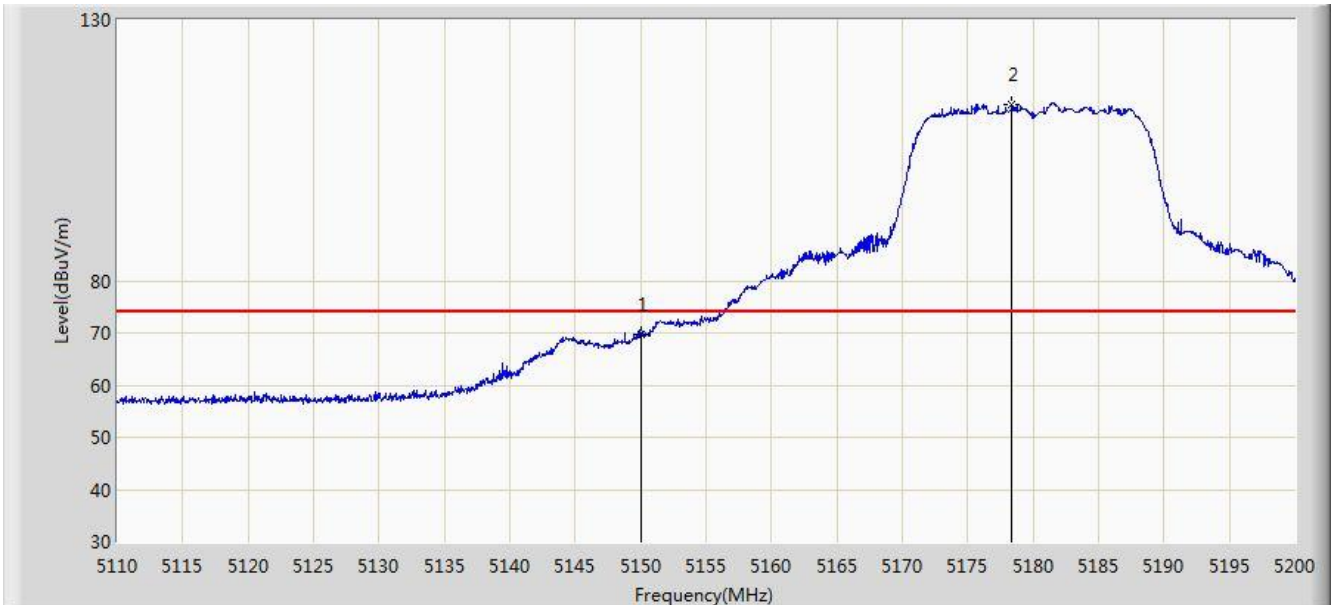


No	Flag	Mark	Frequency (MHz)	Measure Level (dBuV/m)	Reading Level (dBuV)	Margin (dB)	Limit (dBuV/m)	Factor (dB)	Type
1		*	5803.575	90.191	84.494	N/A	N/A	5.697	AV
2			5925.000	44.077	37.896	-9.923	54.000	6.182	AV

Note: Measure Level (dB μ V/m) = Reading Level (dB μ V) + Factor (dB)

Factor (dB) = Cable Loss (dB) + Antenna Factor (dB) (dB/m) - Pre_Amplifier Gain (dB)

Site: AC1	Time: 2017/08/02 - 11:25
Limit: FCC_Part15.209_RE(3m)	Engineer: Kevin Ker
Probe: BBHA9120D_1GHz_18GHz	Polarity: Horizontal
EUT: AC220i Wi-Fi AP ID omni antenna US	Power: AC 120V/60Hz
Test Mode: Transmit by 802.11ac-VHT20 at channel 5180MHz Ant 1	

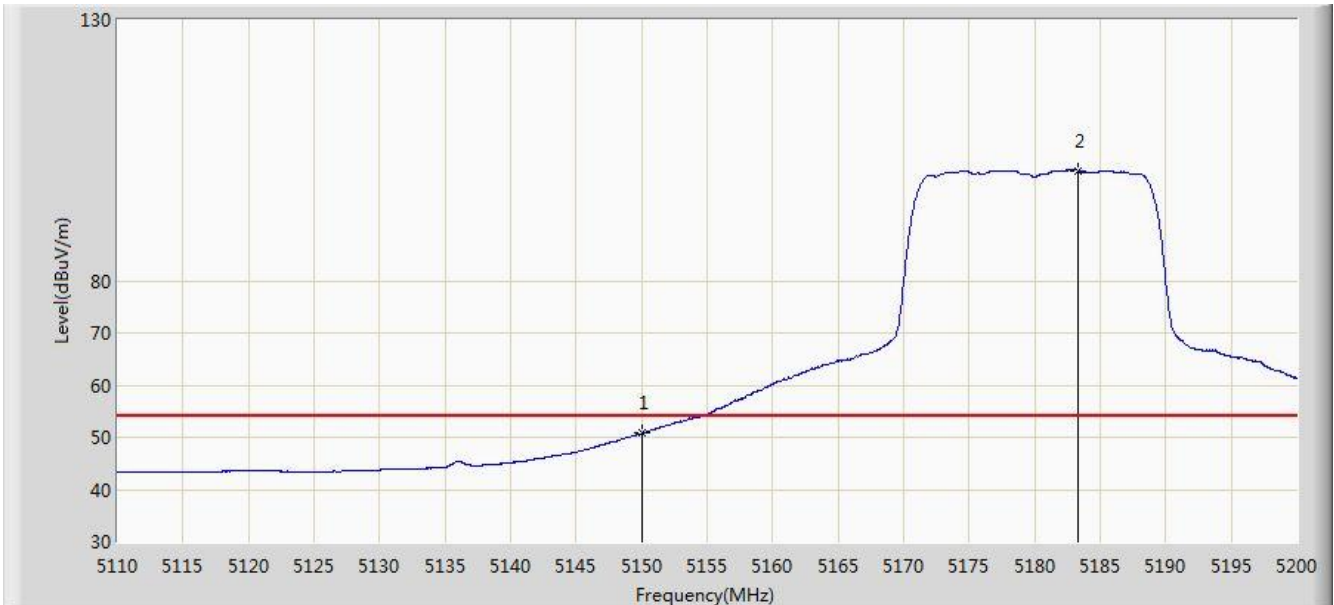


No	Flag	Mark	Frequency (MHz)	Measure Level (dBuV/m)	Reading Level (dBuV)	Margin (dB)	Limit (dBuV/m)	Factor (dB)	Type
1			5150.000	69.839	65.995	-4.161	74.000	3.844	PK
2		*	5178.400	113.714	109.827	N/A	N/A	3.886	PK

Note: Measure Level (dB μ V/m) = Reading Level (dB μ V) + Factor (dB)

Factor (dB) = Cable Loss (dB) + Antenna Factor (dB) (dB/m) - Pre_Amplifier Gain (dB)

Site: AC1	Time: 2017/08/02 - 11:36
Limit: FCC_Part15.209_RE(3m)	Engineer: Kevin Ker
Probe: BBHA9120D_1GHz_18GHz	Polarity: Horizontal
EUT: AC220i Wi-Fi AP ID omni antenna US	Power: AC 120V/60Hz
Test Mode: Transmit by 802.11ac-VHT20 at channel 5180MHz Ant 1	

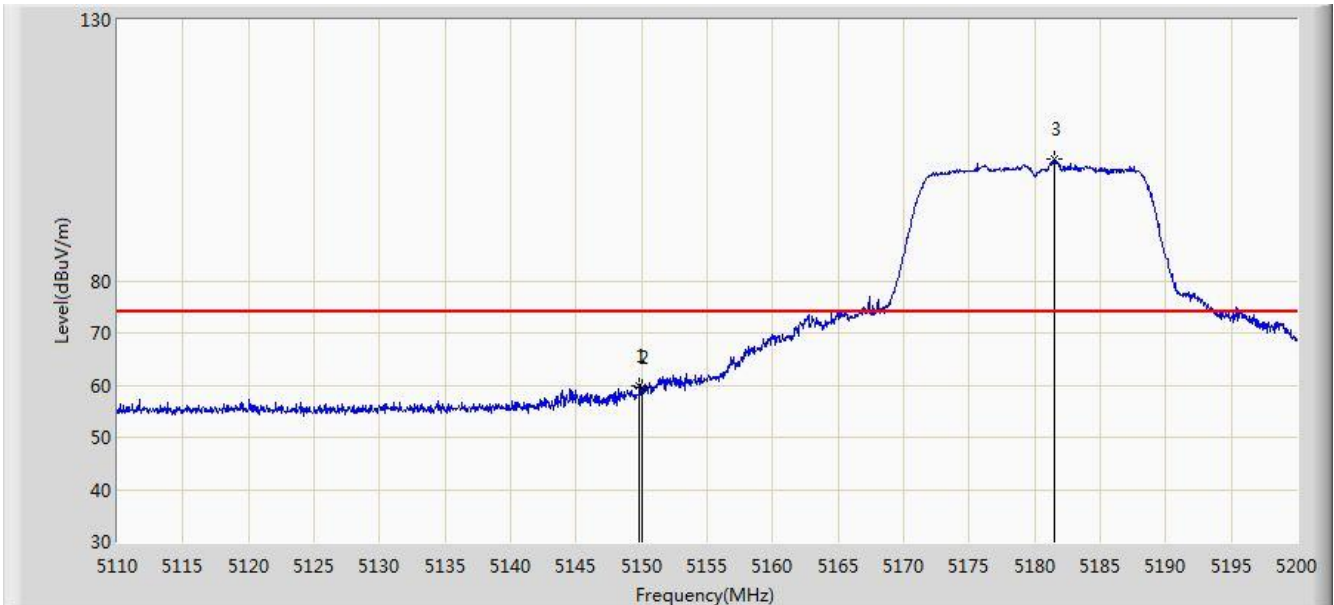


No	Flag	Mark	Frequency (MHz)	Measure Level (dBuV/m)	Reading Level (dBuV)	Margin (dB)	Limit (dBuV/m)	Factor (dB)	Type
1			5150.000	50.757	46.913	-3.243	54.000	3.844	AV
2		*	5183.305	101.116	97.222	N/A	N/A	3.893	AV

Note: Measure Level (dB μ V/m) = Reading Level (dB μ V) + Factor (dB)

Factor (dB) = Cable Loss (dB) + Antenna Factor (dB) (dB/m) - Pre_Amplifier Gain (dB)

Site: AC1	Time: 2017/08/02 - 11:37
Limit: FCC_Part15.209_RE(3m)	Engineer: Kevin Ker
Probe: BBHA9120D_1GHz_18GHz	Polarity: Vertical
EUT: AC220i Wi-Fi AP ID omni antenna US	Power: AC 120V/60Hz
Test Mode: Transmit by 802.11ac-VHT20 at channel 5180MHz Ant 1	

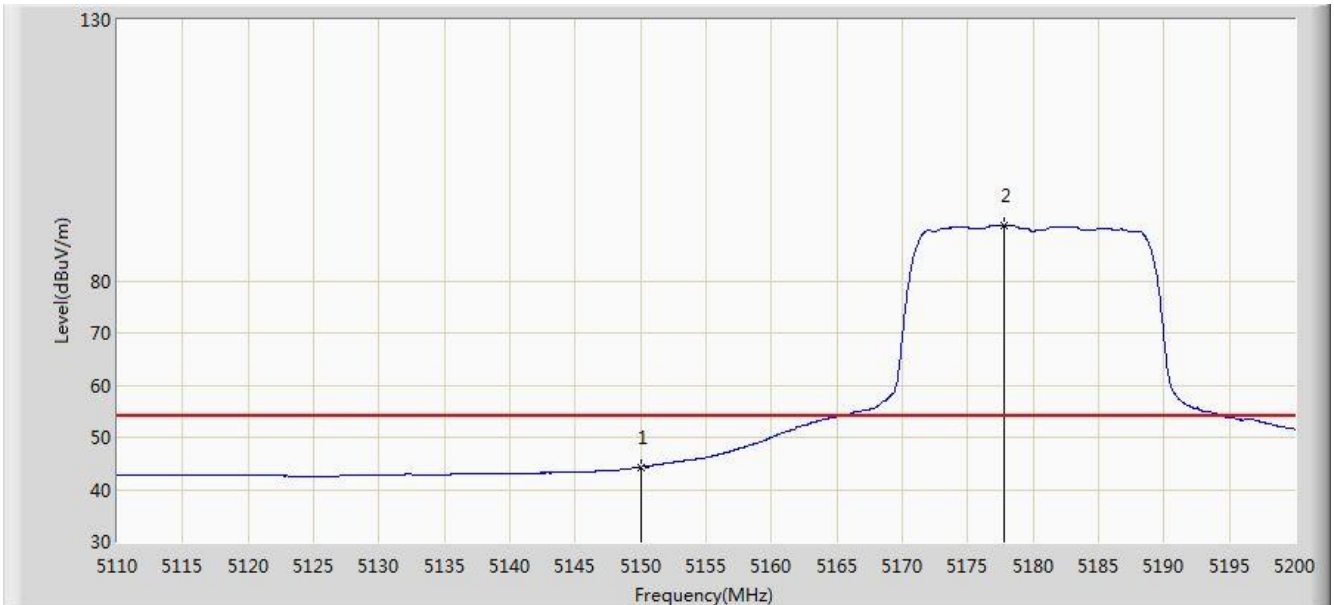


No	Flag	Mark	Frequency (MHz)	Measure Level (dBuV/m)	Reading Level (dBuV)	Margin (dB)	Limit (dBuV/m)	Factor (dB)	Type
1			5149.825	59.862	56.019	-14.138	74.000	3.844	PK
2			5150.000	59.508	55.664	-14.492	74.000	3.844	PK
3		*	5181.550	103.202	99.311	N/A	N/A	3.891	PK

Note: Measure Level (dBuV/m) = Reading Level (dBuV) + Factor (dB)

Factor (dB) = Cable Loss (dB) + Antenna Factor (dB) (dB/m) - Pre_Amplifier Gain (dB)

Site: AC1	Time: 2017/08/02 - 11:39
Limit: FCC_Part15.209_RE(3m)	Engineer: Kevin Ker
Probe: BBHA9120D_1GHz_18GHz	Polarity: Vertical
EUT: AC220i Wi-Fi AP ID omni antenna US	Power: AC 120V/60Hz
Test Mode: Transmit by 802.11ac-VHT20 at channel 5180MHz Ant 1	

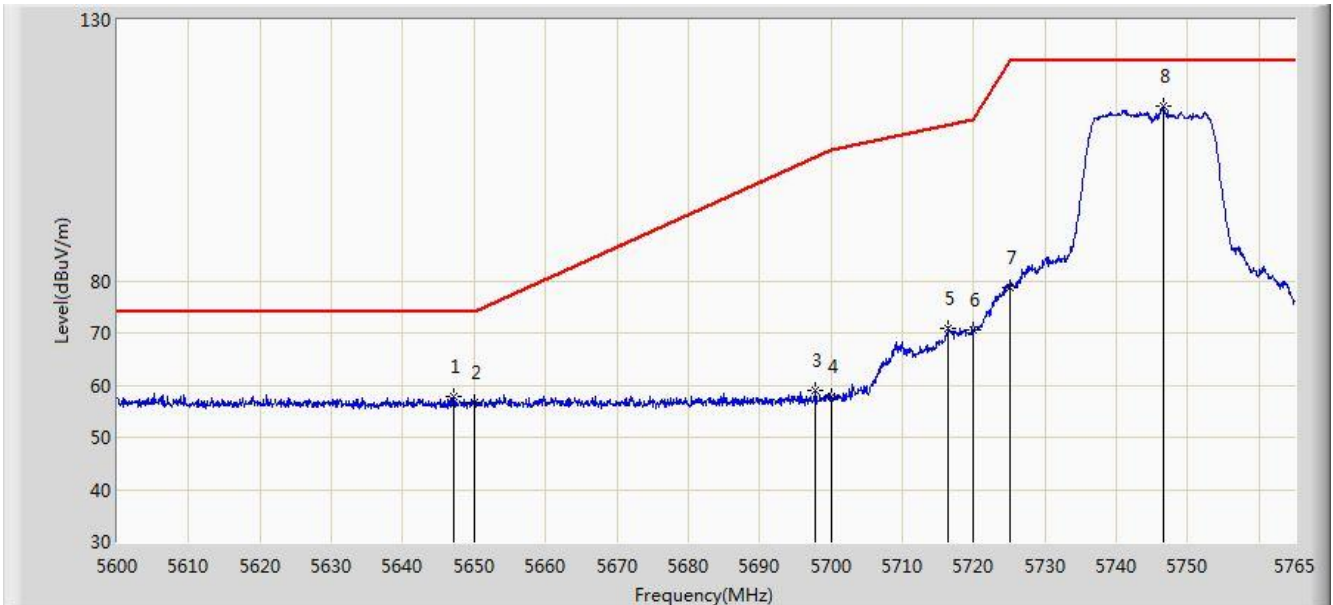


No	Flag	Mark	Frequency (MHz)	Measure Level (dBuV/m)	Reading Level (dBuV)	Margin (dB)	Limit (dBuV/m)	Factor (dB)	Type
1			5150.000	44.265	40.421	-9.735	54.000	3.844	AV
2		*	5177.815	90.537	86.651	N/A	N/A	3.885	AV

Note: Measure Level (dBuV/m) = Reading Level (dBuV) + Factor (dB)

Factor (dB) = Cable Loss (dB) + Antenna Factor (dB) (dB/m) - Pre_Amplifier Gain (dB)

Site: AC1	Time: 2017/08/02 - 11:40
Limit: FCC_Part15.407_RE(3m)	Engineer: Kevin Ker
Probe: BBHA9120D_1GHz_18GHz	Polarity: Horizontal
EUT: AC220i Wi-Fi AP ID omni antenna US	Power: AC 120V/60Hz
Test Mode: Transmit by 802.11ac-VHT20 at channel 5745MHz Ant 1	

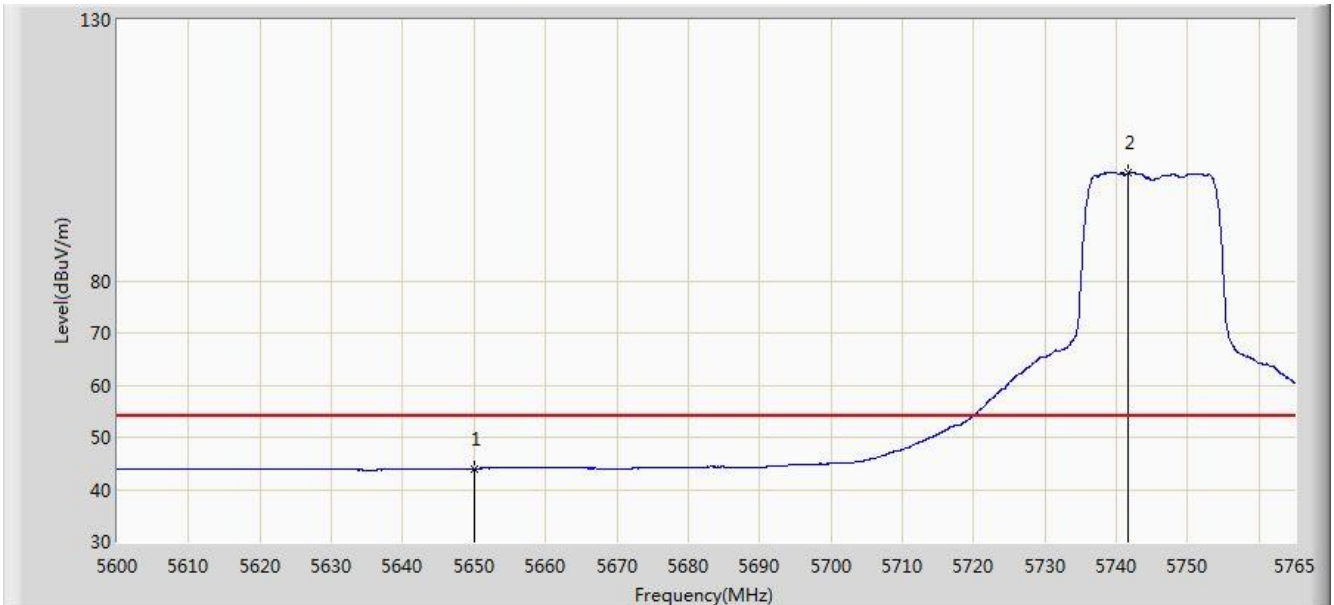


No	Flag	Mark	Frequency (MHz)	Measure Level (dBuV/m)	Reading Level (dBuV)	Margin (dB)	Limit (dBuV/m)	Factor (dB)	Type
1			5647.190	57.872	52.804	-16.128	74.000	5.069	PK
2			5650.000	56.594	51.515	-17.406	74.000	5.078	PK
3			5697.845	58.933	53.663	-44.928	103.861	5.269	PK
4			5700.000	57.910	52.631	-47.290	105.200	5.279	PK
5			5716.325	70.894	65.547	-38.878	109.772	5.348	PK
6			5720.000	70.471	65.108	-40.329	110.800	5.363	PK
7			5725.000	78.603	73.219	-43.597	122.200	5.384	PK
8		*	5746.603	113.446	107.972	N/A	N/A	5.475	PK

Note: Measure Level (dBuV/m) = Reading Level (dBuV) + Factor (dB)

Factor (dB) = Cable Loss (dB) + Antenna Factor (dB) (dB/m) - Pre_Amplifier Gain (dB)

Site: AC1	Time: 2017/08/02 - 12:47
Limit: FCC_Part15.209_RE(3m)	Engineer: Kevin Ker
Probe: BBHA9120D_1GHz_18GHz	Polarity: Horizontal
EUT: AC220i Wi-Fi AP ID omni antenna US	Power: AC 120V/60Hz
Test Mode: Transmit by 802.11ac-VHT20 at channel 5745MHz Ant 1	

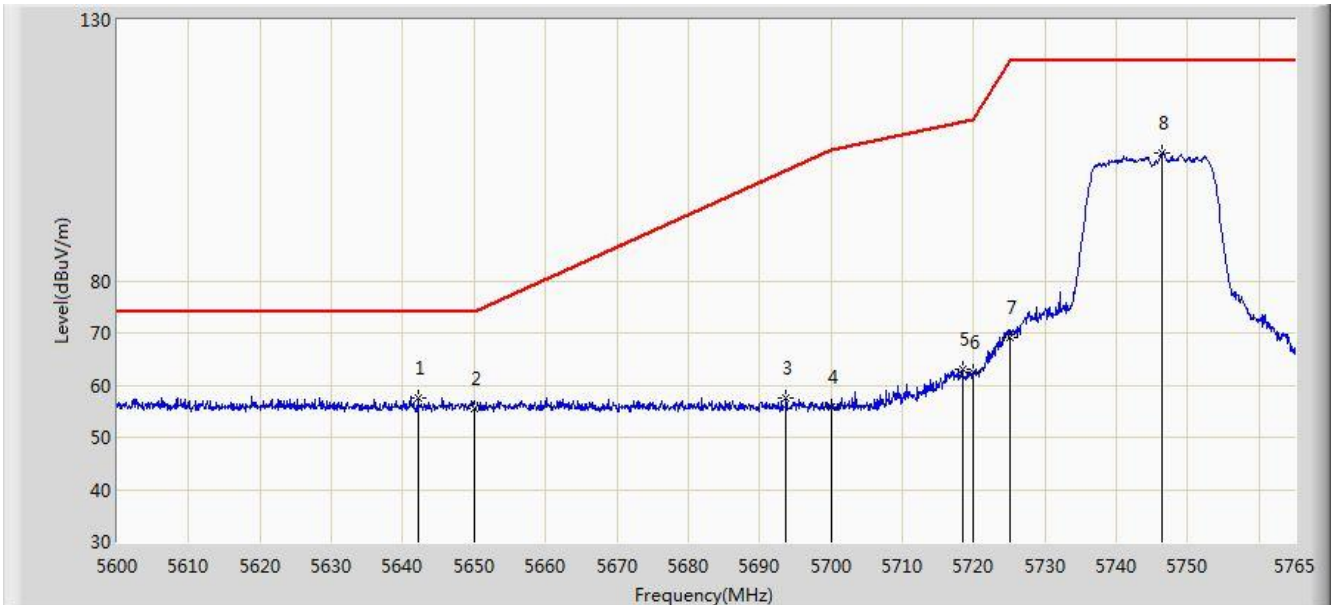


No	Flag	Mark	Frequency (MHz)	Measure Level (dBuV/m)	Reading Level (dBuV)	Margin (dB)	Limit (dBuV/m)	Factor (dB)	Type
1			5650.000	44.005	38.926	-9.995	54.000	5.078	AV
2		*	5741.652	100.660	95.206	N/A	N/A	5.454	AV

Note: Measure Level (dB μ V/m) = Reading Level (dB μ V) + Factor (dB)

Factor (dB) = Cable Loss (dB) + Antenna Factor (dB) (dB/m) - Pre_Amplifier Gain (dB)

Site: AC1	Time: 2017/08/02 - 12:48
Limit: FCC_Part15.407_RE(3m)	Engineer: Kevin Ker
Probe: BBHA9120D_1GHz_18GHz	Polarity: Vertical
EUT: AC220i Wi-Fi AP ID omni antenna US	Power: AC 120V/60Hz
Test Mode: Transmit by 802.11ac-VHT20 at channel 5745MHz Ant 1	

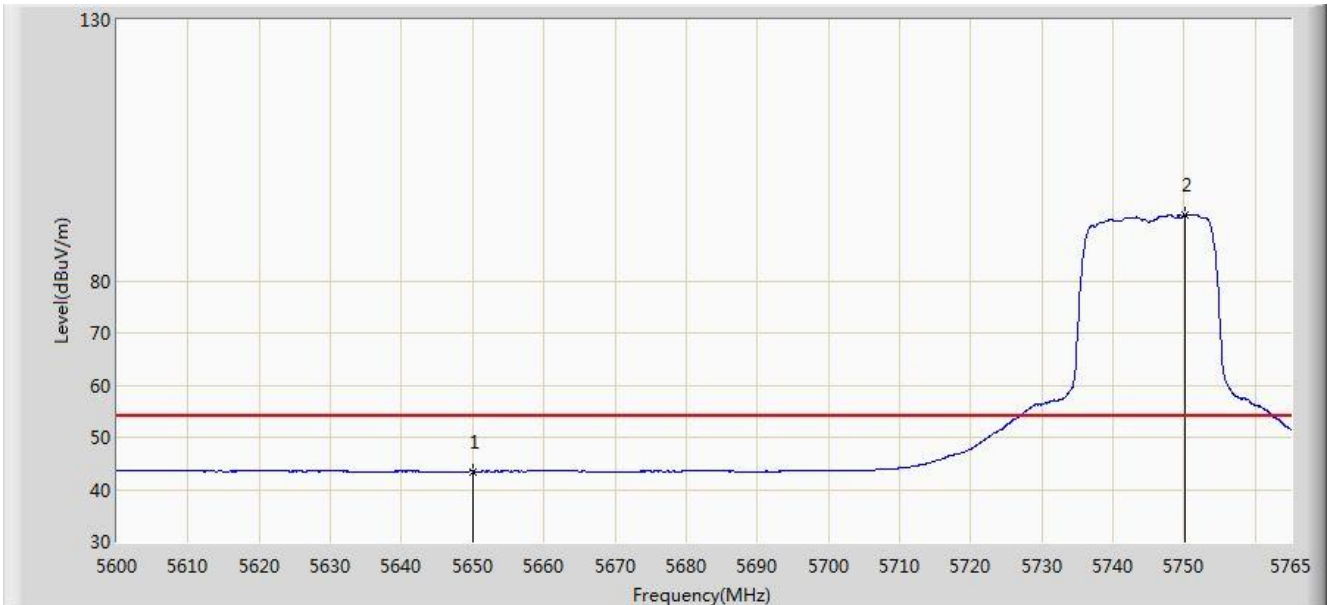


No	Flag	Mark	Frequency (MHz)	Measure Level (dBuV/m)	Reading Level (dBuV)	Margin (dB)	Limit (dBuV/m)	Factor (dB)	Type
1		*	5642.158	57.527	52.477	-16.473	74.000	5.051	PK
2			5650.000	55.395	50.316	-18.605	74.000	5.078	PK
3			5693.720	57.659	52.406	-43.637	101.296	5.253	PK
4			5700.000	55.828	50.549	-49.372	105.200	5.279	PK
5			5718.388	63.028	57.672	-47.321	110.349	5.355	PK
6			5720.000	62.417	57.054	-48.383	110.800	5.363	PK
7			5725.000	69.024	63.640	-53.176	122.200	5.384	PK
8			5746.437	104.629	99.156	N/A	N/A	5.473	PK

Note: Measure Level (dBuV/m) = Reading Level (dBuV) + Factor (dB)

Factor (dB) = Cable Loss (dB) + Antenna Factor (dB) (dB/m) - Pre_Amplifier Gain (dB)

Site: AC1	Time: 2017/08/02 - 12:49
Limit: FCC_Part15.209_RE(3m)	Engineer: Kevin Ker
Probe: BBHA9120D_1GHz_18GHz	Polarity: Vertical
EUT: AC220i Wi-Fi AP ID omni antenna US	Power: AC 120V/60Hz
Test Mode: Transmit by 802.11ac-VHT20 at channel 5745MHz Ant 1	

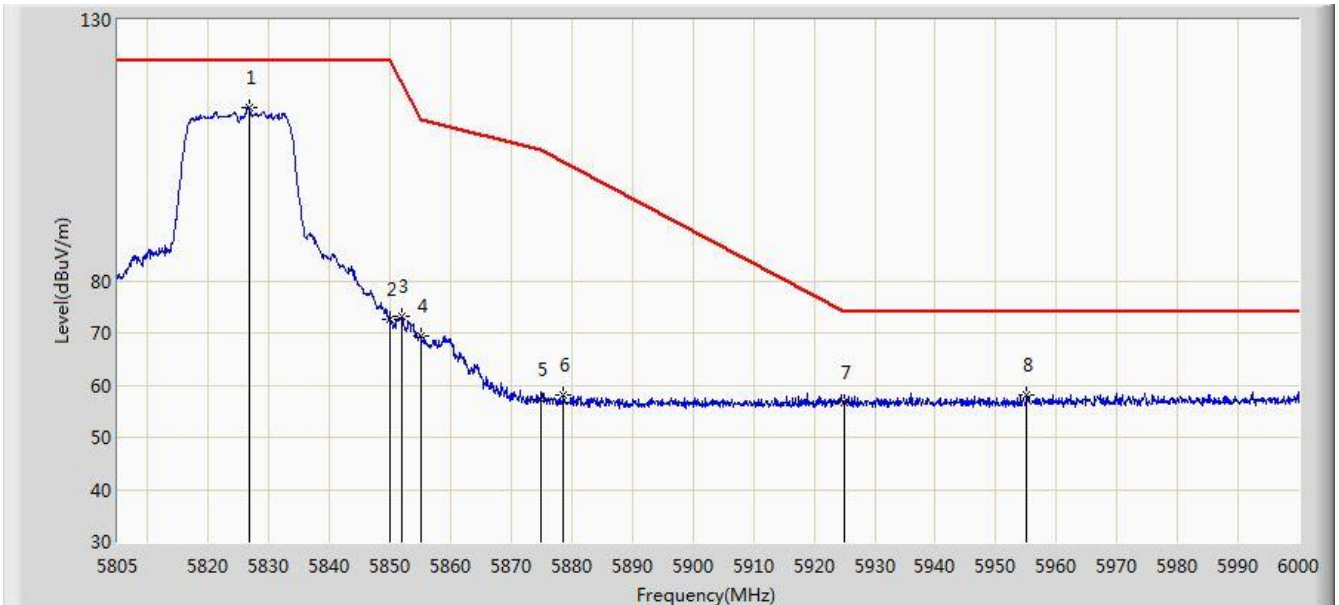


No	Flag	Mark	Frequency (MHz)	Measure Level (dBuV/m)	Reading Level (dBuV)	Margin (dB)	Limit (dBuV/m)	Factor (dB)	Type
1			5650.000	43.472	38.393	-10.528	54.000	5.078	AV
2		*	5750.067	92.579	87.091	N/A	N/A	5.488	AV

Note: Measure Level (dB μ V/m) = Reading Level (dB μ V) + Factor (dB)

Factor (dB) = Cable Loss (dB) + Antenna Factor (dB) (dB/m) - Pre_Amplifier Gain (dB)

Site: AC1	Time: 2017/08/02 - 12:50
Limit: FCC_Part15.407_RE(3m)	Engineer: Kevin Ker
Probe: BBHA9120D_1GHz_18GHz	Polarity: Horizontal
EUT: AC220i Wi-Fi AP ID omni antenna US	Power: AC 120V/60Hz
Test Mode: Transmit by 802.11ac-VHT20 at channel 5825MHz Ant 1	

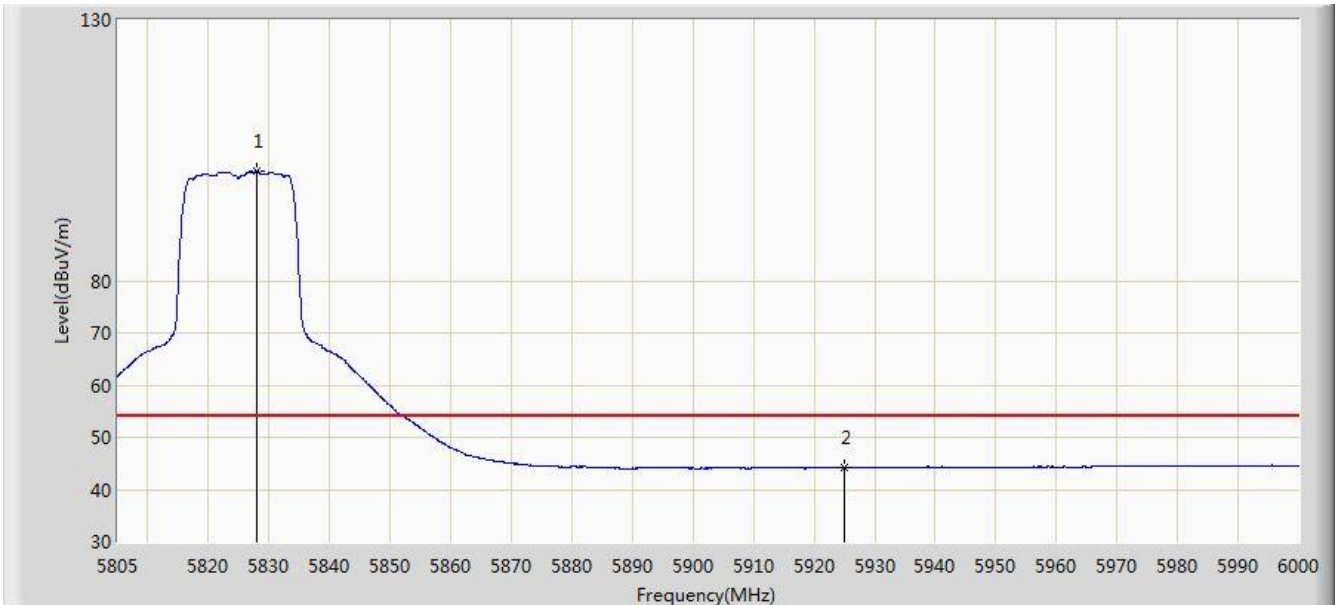


No	Flag	Mark	Frequency (MHz)	Measure Level (dBuV/m)	Reading Level (dBuV)	Margin (dB)	Limit (dBuV/m)	Factor (dB)	Type
1		*	5826.743	113.156	107.366	N/A	N/A	5.791	PK
2			5850.000	72.473	66.589	-49.727	122.200	5.884	PK
3			5851.995	73.050	67.158	-44.600	117.650	5.892	PK
4			5855.000	69.477	63.573	-41.323	110.800	5.904	PK
5			5875.000	57.301	51.317	-47.899	105.200	5.985	PK
6			5878.612	58.244	52.245	-44.693	102.937	5.999	PK
7			5925.000	56.624	50.443	-17.376	74.000	6.182	PK
8			5955.053	58.177	51.881	-15.823	74.000	6.297	PK

Note: Measure Level (dBuV/m) = Reading Level (dBuV) + Factor (dB)

Factor (dB) = Cable Loss (dB) + Antenna Factor (dB) (dB/m) - Pre_Amplifier Gain (dB)

Site: AC1	Time: 2017/08/02 - 12:51
Limit: FCC_Part15.209_RE(3m)	Engineer: Kevin Ker
Probe: BBHA9120D_1GHz_18GHz	Polarity: Horizontal
EUT: AC220i Wi-Fi AP ID omni antenna US	Power: AC 120V/60Hz
Test Mode: Transmit by 802.11ac-VHT20 at channel 5825MHz Ant 1	

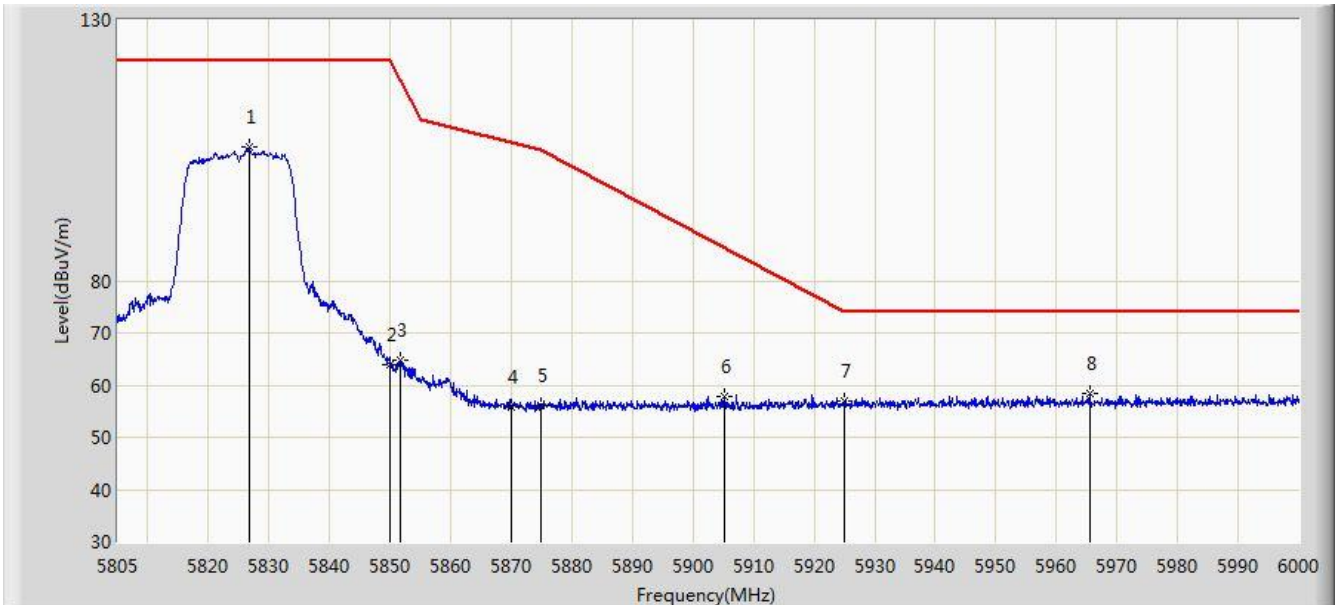


No	Flag	Mark	Frequency (MHz)	Measure Level (dBuV/m)	Reading Level (dBuV)	Margin (dB)	Limit (dBuV/m)	Factor (dB)	Type
1		*	5827.913	100.963	95.168	N/A	N/A	5.796	AV
2			5925.000	44.228	38.047	-9.772	54.000	6.182	AV

Note: Measure Level (dBuV/m) = Reading Level (dBuV) + Factor (dB)

Factor (dB) = Cable Loss (dB) + Antenna Factor (dB) (dB/m) - Pre_Amplifier Gain (dB)

Site: AC1	Time: 2017/08/02 - 12:52
Limit: FCC_Part15.407_RE(3m)	Engineer: Kevin Ker
Probe: BBHA9120D_1GHz_18GHz	Polarity: Vertical
EUT: AC220i Wi-Fi AP ID omni antenna US	Power: AC 120V/60Hz
Test Mode: Transmit by 802.11ac-VHT20 at channel 5825MHz Ant 1	

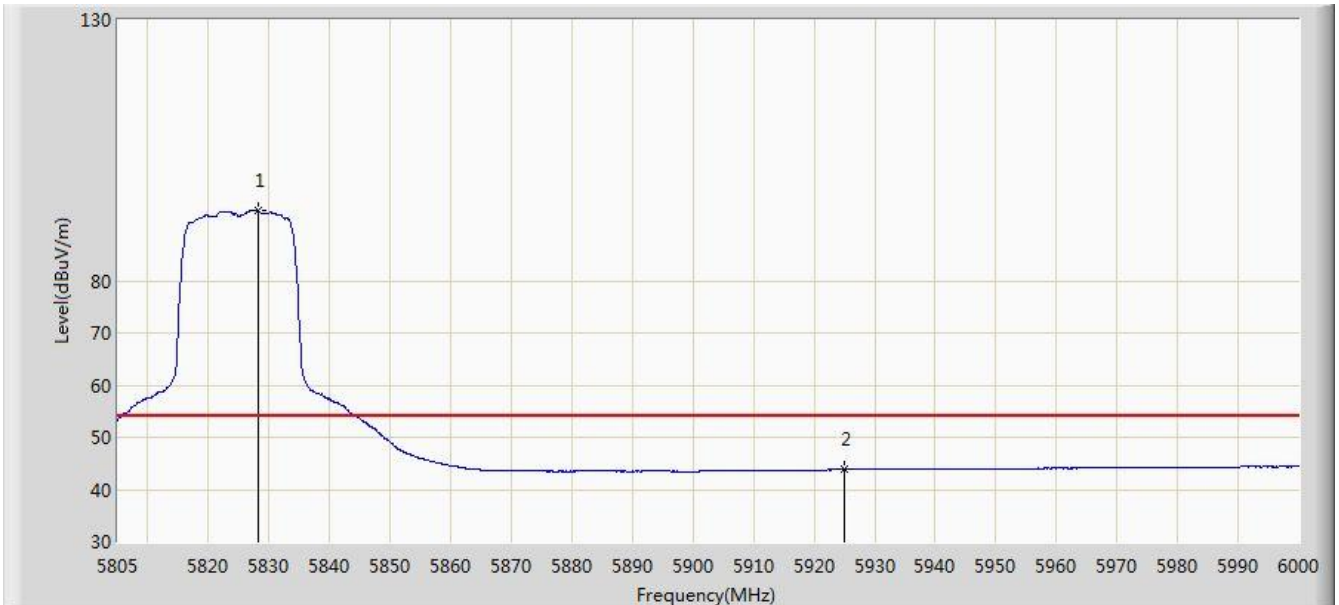


No	Flag	Mark	Frequency (MHz)	Measure Level (dBuV/m)	Reading Level (dBuV)	Margin (dB)	Limit (dBuV/m)	Factor (dB)	Type
1			5826.645	105.691	99.901	N/A	N/A	5.791	PK
2			5850.000	63.823	57.939	-58.377	122.200	5.884	PK
3			5851.703	64.753	58.862	-53.563	118.316	5.891	PK
4			5870.000	55.829	49.865	-50.769	106.598	5.965	PK
5			5875.000	56.153	50.169	-49.047	105.200	5.985	PK
6			5905.230	57.837	51.731	-28.468	86.305	6.106	PK
7			5925.000	56.868	50.687	-17.132	74.000	6.182	PK
8		*	5965.485	58.428	52.094	-15.572	74.000	6.334	PK

Note: Measure Level (dBuV/m) = Reading Level (dBuV) + Factor (dB)

Factor (dB) = Cable Loss (dB) + Antenna Factor (dB) (dB/m) - Pre_Amplifier Gain (dB)

Site: AC1	Time: 2017/08/02 - 12:53
Limit: FCC_Part15.209_RE(3m)	Engineer: Kevin Ker
Probe: BBHA9120D_1GHz_18GHz	Polarity: Vertical
EUT: AC220i Wi-Fi AP ID omni antenna US	Power: AC 120V/60Hz
Test Mode: Transmit by 802.11ac-VHT20 at channel 5825MHz Ant 1	

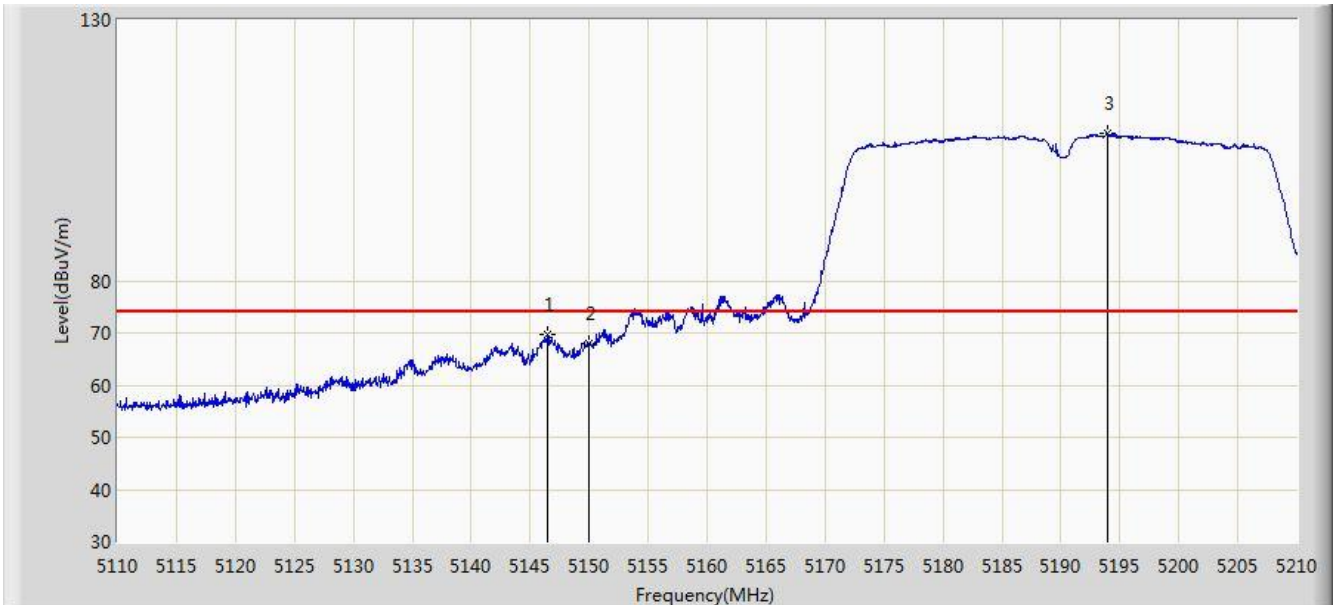


No	Flag	Mark	Frequency (MHz)	Measure Level (dBuV/m)	Reading Level (dBuV)	Margin (dB)	Limit (dBuV/m)	Factor (dB)	Type
1		*	5828.205	93.436	87.640	N/A	N/A	5.796	AV
2			5925.000	43.822	37.641	-10.178	54.000	6.182	AV

Note: Measure Level (dB μ V/m) = Reading Level (dB μ V) + Factor (dB)

Factor (dB) = Cable Loss (dB) + Antenna Factor (dB) (dB/m) - Pre_Amplifier Gain (dB)

Site: AC1	Time: 2017/08/02 - 12:54
Limit: FCC_Part15.209_RE(3m)	Engineer: Kevin Ker
Probe: BBHA9120D_1GHz_18GHz	Polarity: Horizontal
EUT: AC220i Wi-Fi AP ID omni antenna US	Power: AC 120V/60Hz
Test Mode: Transmit by 802.11ac-VHT40 at channel 5190MHz Ant 1	

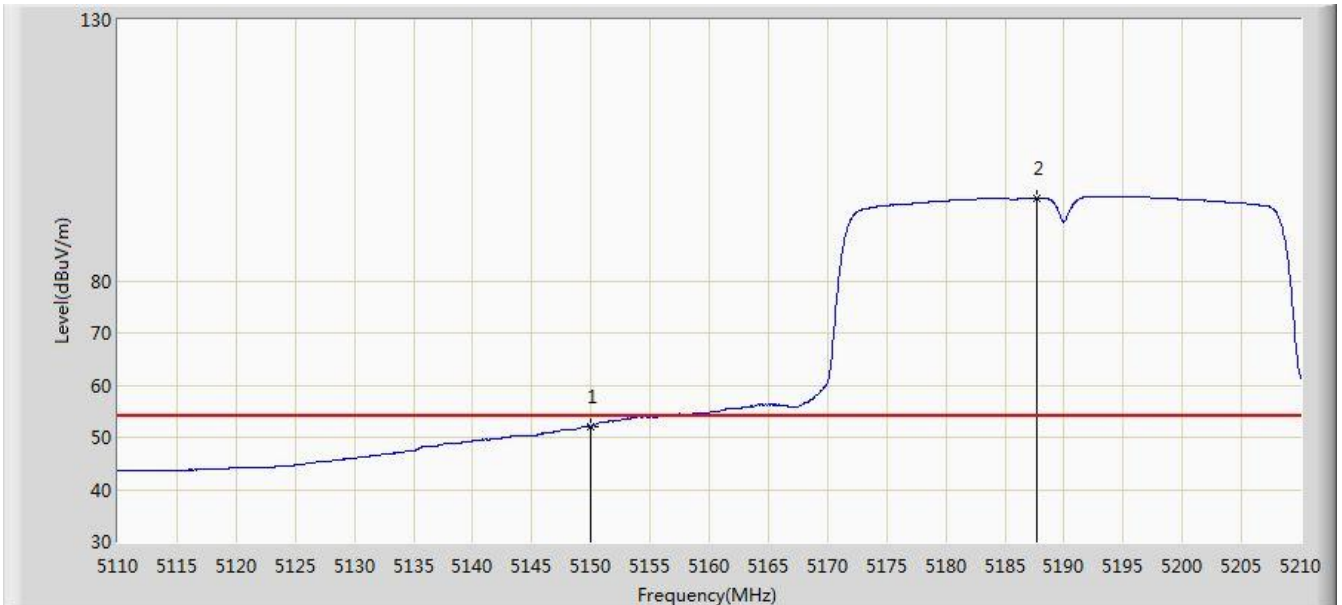


No	Flag	Mark	Frequency (MHz)	Measure Level (dBuV/m)	Reading Level (dBuV)	Margin (dB)	Limit (dBuV/m)	Factor (dB)	Type
1			5146.500	69.582	65.745	-4.418	74.000	3.838	PK
2			5150.000	67.999	64.155	-6.001	74.000	3.844	PK
3		*	5193.950	108.166	104.257	N/A	N/A	3.909	PK

Note: Measure Level (dBμV/m) = Reading Level (dBμV) + Factor (dB)

Factor (dB) = Cable Loss (dB) + Antenna Factor (dB) (dB/m) - Pre_Amplifier Gain (dB)

Site: AC1	Time: 2017/08/02 - 12:55
Limit: FCC_Part15.209_RE(3m)	Engineer: Kevin Ker
Probe: BBHA9120D_1GHz_18GHz	Polarity: Horizontal
EUT: AC220i Wi-Fi AP ID omni antenna US	Power: AC 120V/60Hz
Test Mode: Transmit by 802.11ac-VHT40 at channel 5190MHz Ant 1	

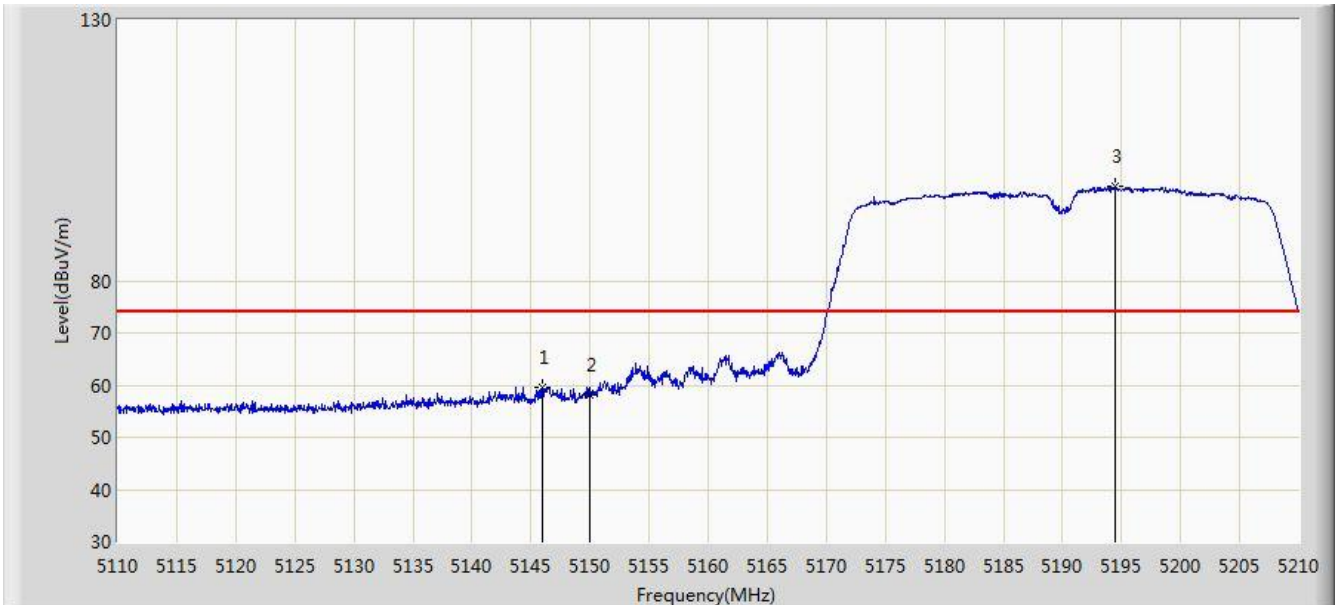


No	Flag	Mark	Frequency (MHz)	Measure Level (dBuV/m)	Reading Level (dBuV)	Margin (dB)	Limit (dBuV/m)	Factor (dB)	Type
1			5150.000	52.134	48.290	-1.866	54.000	3.844	AV
2		*	5187.700	95.815	91.915	N/A	N/A	3.900	AV

Note: Measure Level (dB μ V/m) = Reading Level (dB μ V) + Factor (dB)

Factor (dB) = Cable Loss (dB) + Antenna Factor (dB) (dB/m) - Pre_Amplifier Gain (dB)

Site: AC1	Time: 2017/08/02 - 12:57
Limit: FCC_Part15.209_RE(3m)	Engineer: Kevin Ker
Probe: BBHA9120D_1GHz_18GHz	Polarity: Vertical
EUT: AC220i Wi-Fi AP ID omni antenna US	Power: AC 120V/60Hz
Test Mode: Transmit by 802.11ac-VHT40 at channel 5190MHz Ant 1	

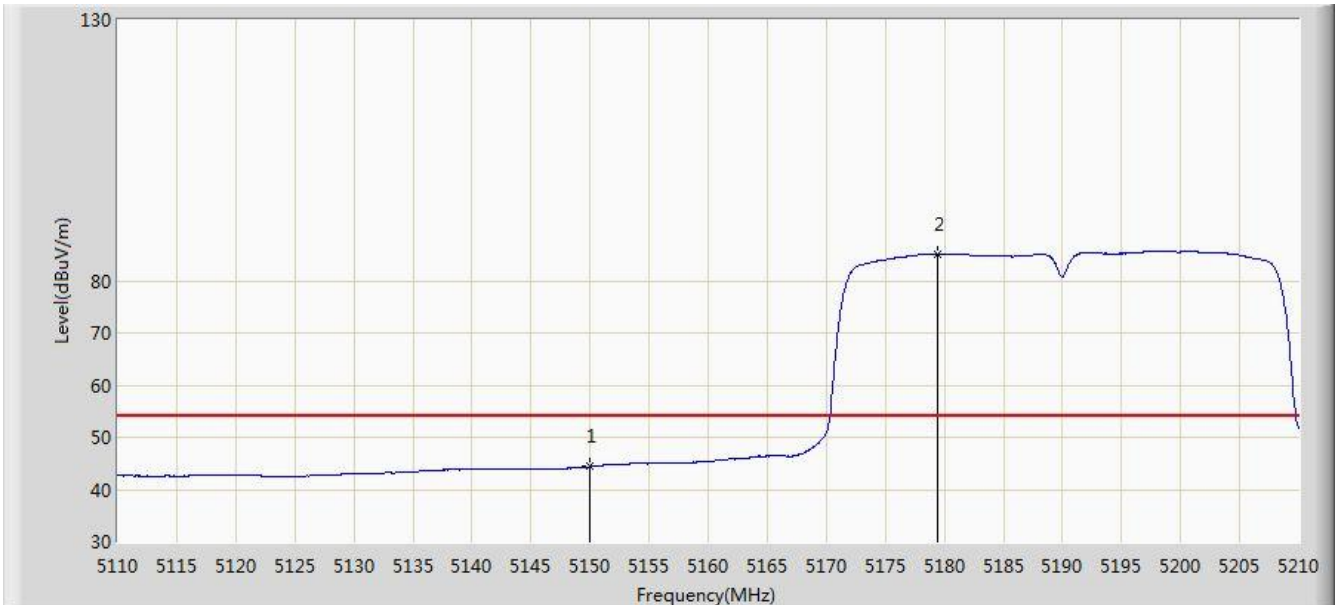


No	Flag	Mark	Frequency (MHz)	Measure Level (dBuV/m)	Reading Level (dBuV)	Margin (dB)	Limit (dBuV/m)	Factor (dB)	Type
1			5145.950	59.688	55.852	-14.312	74.000	3.836	PK
2			5150.000	58.187	54.343	-15.813	74.000	3.844	PK
3		*	5194.400	97.986	94.076	N/A	N/A	3.910	PK

Note: Measure Level (dB μ V/m) = Reading Level (dB μ V) + Factor (dB)

Factor (dB) = Cable Loss (dB) + Antenna Factor (dB) (dB/m) - Pre_Amplifier Gain (dB)

Site: AC1	Time: 2017/08/02 - 12:59
Limit: FCC_Part15.209_RE(3m)	Engineer: Kevin Ker
Probe: BBHA9120D_1GHz_18GHz	Polarity: Vertical
EUT: AC220i Wi-Fi AP ID omni antenna US	Power: AC 120V/60Hz
Test Mode: Transmit by 802.11ac-VHT40 at channel 5190MHz Ant 1	

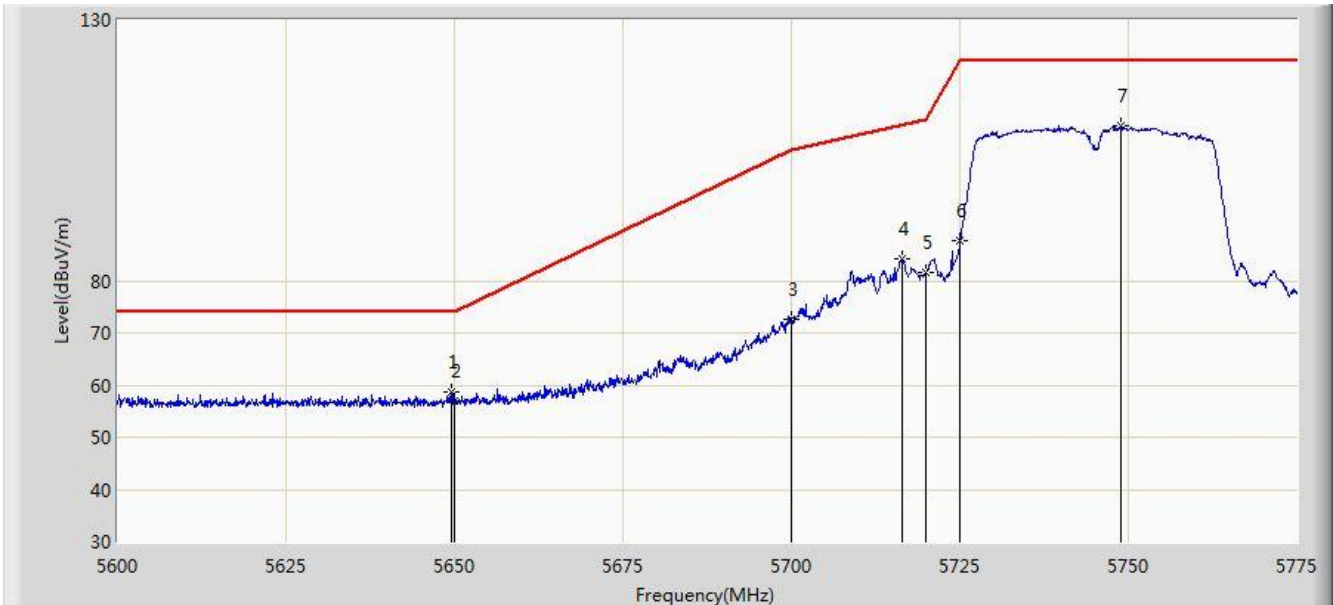


No	Flag	Mark	Frequency (MHz)	Measure Level (dBuV/m)	Reading Level (dBuV)	Margin (dB)	Limit (dBuV/m)	Factor (dB)	Type
1			5150.000	44.353	40.509	-9.647	54.000	3.844	AV
2		*	5179.450	85.137	81.249	N/A	N/A	3.888	AV

Note: Measure Level (dBμV/m) = Reading Level (dBμV) + Factor (dB)

Factor (dB) = Cable Loss (dB) + Antenna Factor (dB) (dB/m) - Pre_Amplifier Gain (dB)

Site: AC1	Time: 2017/08/02 - 12:59
Limit: FCC_Part15.407_RE(3m)	Engineer: Kevin Ker
Probe: BBHA9120D_1GHz_18GHz	Polarity: Horizontal
EUT: AC220i Wi-Fi AP ID omni antenna US	Power: AC 120V/60Hz
Test Mode: Transmit by 802.11ac-VHT40 at channel 5755MHz Ant 1	

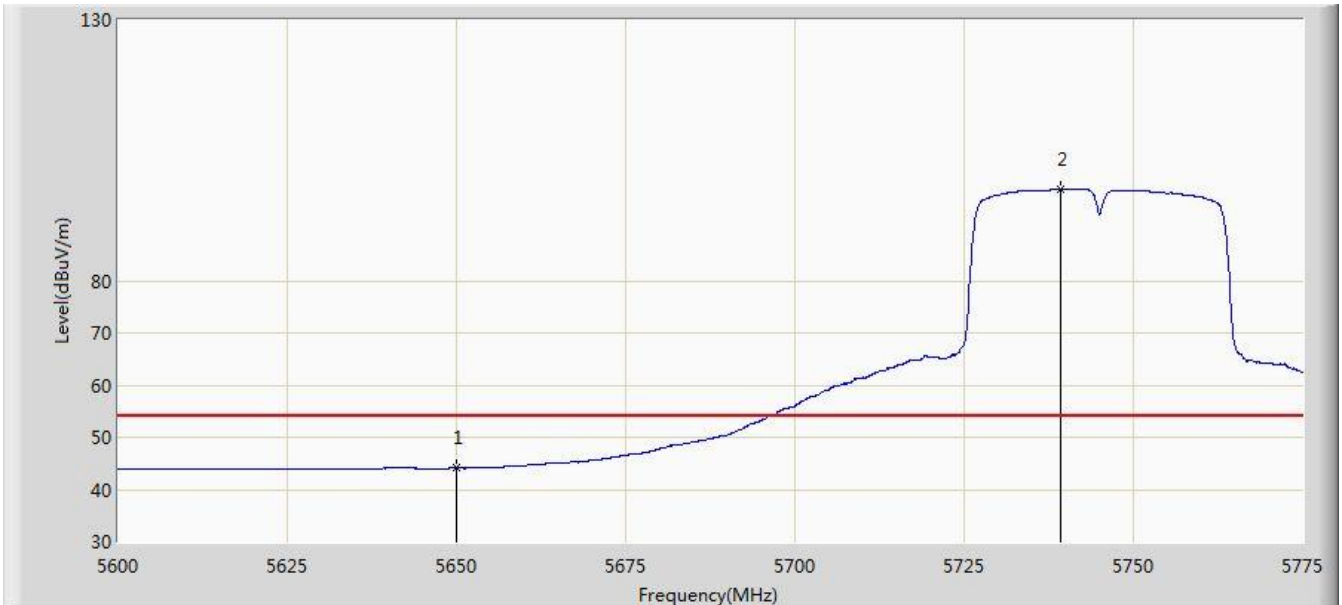


No	Flag	Mark	Frequency (MHz)	Measure Level (dBuV/m)	Reading Level (dBuV)	Margin (dB)	Limit (dBuV/m)	Factor (dB)	Type
1			5649.525	58.563	53.486	-15.437	74.000	5.077	PK
2			5650.000	56.853	51.774	-17.147	74.000	5.078	PK
3			5700.000	72.602	67.323	-32.598	105.200	5.279	PK
4			5716.462	84.121	78.773	-25.690	109.811	5.348	PK
5			5720.000	81.475	76.112	-29.325	110.800	5.363	PK
6			5725.000	87.632	82.248	-34.568	122.200	5.384	PK
7		*	5748.837	109.789	104.306	N/A	N/A	5.483	PK

Note: Measure Level (dB μ V/m) = Reading Level (dB μ V) + Factor (dB)

Factor (dB) = Cable Loss (dB) + Antenna Factor (dB) (dB/m) - Pre_Amplifier Gain (dB)

Site: AC1	Time: 2017/08/02 - 13:01
Limit: FCC_Part15.209_RE(3m)	Engineer: Kevin Ker
Probe: BBHA9120D_1GHz_18GHz	Polarity: Horizontal
EUT: AC220i Wi-Fi AP ID omni antenna US	Power: AC 120V/60Hz
Test Mode: Transmit by 802.11ac-VHT40 at channel 5755MHz Ant 1	

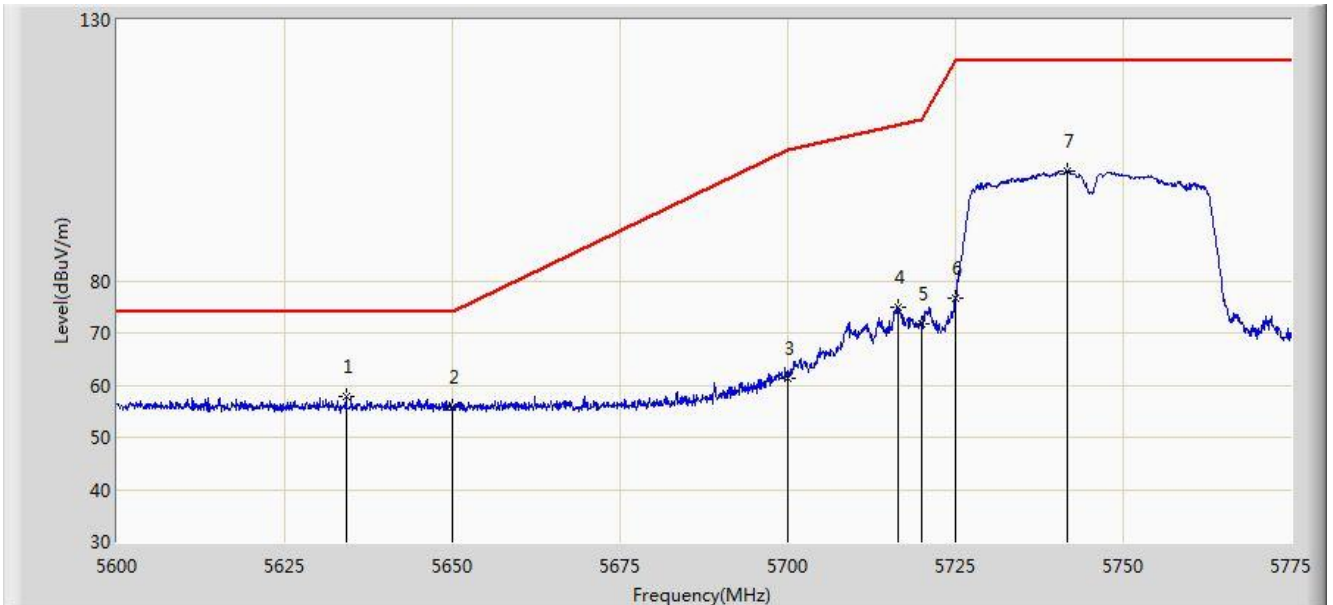


No	Flag	Mark	Frequency (MHz)	Measure Level (dBuV/m)	Reading Level (dBuV)	Margin (dB)	Limit (dBuV/m)	Factor (dB)	Type
1			5650.000	44.079	39.000	-9.921	54.000	5.078	AV
2		*	5739.212	97.547	92.103	N/A	N/A	5.444	AV

Note: Measure Level (dB μ V/m) = Reading Level (dB μ V) + Factor (dB)

Factor (dB) = Cable Loss (dB) + Antenna Factor (dB) (dB/m) - Pre_Amplifier Gain (dB)

Site: AC1	Time: 2017/08/02 - 13:02
Limit: FCC_Part15.407_RE(3m)	Engineer: Kevin Ker
Probe: BBHA9120D_1GHz_18GHz	Polarity: Vertical
EUT: AC220i Wi-Fi AP ID omni antenna US	Power: AC 120V/60Hz
Test Mode: Transmit by 802.11ac-VHT40 at channel 5755MHz Ant 1	

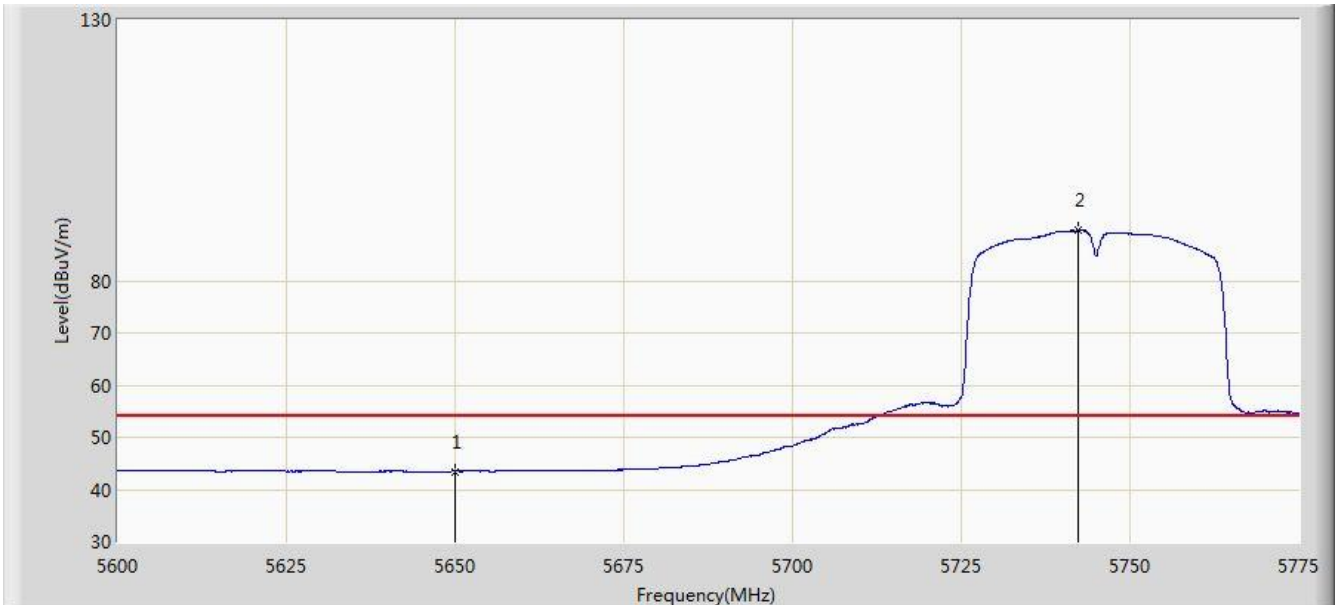


No	Flag	Mark	Frequency (MHz)	Measure Level (dBuV/m)	Reading Level (dBuV)	Margin (dB)	Limit (dBuV/m)	Factor (dB)	Type
1		*	5634.125	57.724	52.703	-16.276	74.000	5.022	PK
2			5650.000	55.824	50.745	-18.176	74.000	5.078	PK
3			5700.000	61.438	56.159	-43.762	105.200	5.279	PK
4			5716.375	75.044	69.696	-34.743	109.786	5.348	PK
5			5720.000	71.692	66.329	-39.108	110.800	5.363	PK
6			5725.000	76.686	71.302	-45.514	122.200	5.384	PK
7			5741.663	100.989	95.535	N/A	N/A	5.455	PK

Note: Measure Level (dB μ V/m) = Reading Level (dB μ V) + Factor (dB)

Factor (dB) = Cable Loss (dB) + Antenna Factor (dB) (dB/m) - Pre_Amplifier Gain (dB)

Site: AC1	Time: 2017/08/02 - 13:03
Limit: FCC_Part15.209_RE(3m)	Engineer: Kevin Ker
Probe: BBHA9120D_1GHz_18GHz	Polarity: Vertical
EUT: AC220i Wi-Fi AP ID omni antenna US	Power: AC 120V/60Hz
Test Mode: Transmit by 802.11ac-VHT40 at channel 5755MHz Ant 1	

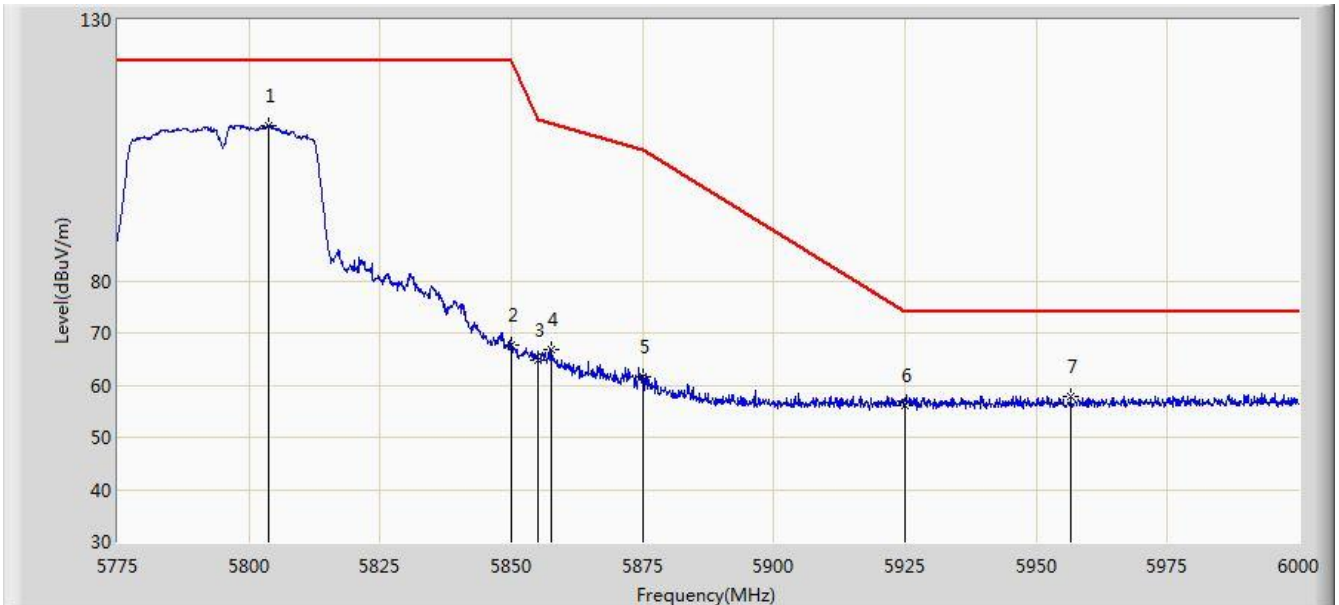


No	Flag	Mark	Frequency (MHz)	Measure Level (dBuV/m)	Reading Level (dBuV)	Margin (dB)	Limit (dBuV/m)	Factor (dB)	Type
1			5650.000	43.477	38.398	-10.523	54.000	5.078	AV
2		*	5742.275	89.586	84.129	N/A	N/A	5.457	AV

Note: Measure Level (dB μ V/m) = Reading Level (dB μ V) + Factor (dB)

Factor (dB) = Cable Loss (dB) + Antenna Factor (dB) (dB/m) - Pre_Amplifier Gain (dB)

Site: AC1	Time: 2017/08/02 - 13:03
Limit: FCC_Part15.407_RE(3m)	Engineer: Kevin Ker
Probe: BBHA9120D_1GHz_18GHz	Polarity: Horizontal
EUT: AC220i Wi-Fi AP ID omni antenna US	Power: AC 120V/60Hz
Test Mode: Transmit by 802.11ac-VHT40 at channel 5795MHz Ant 1	

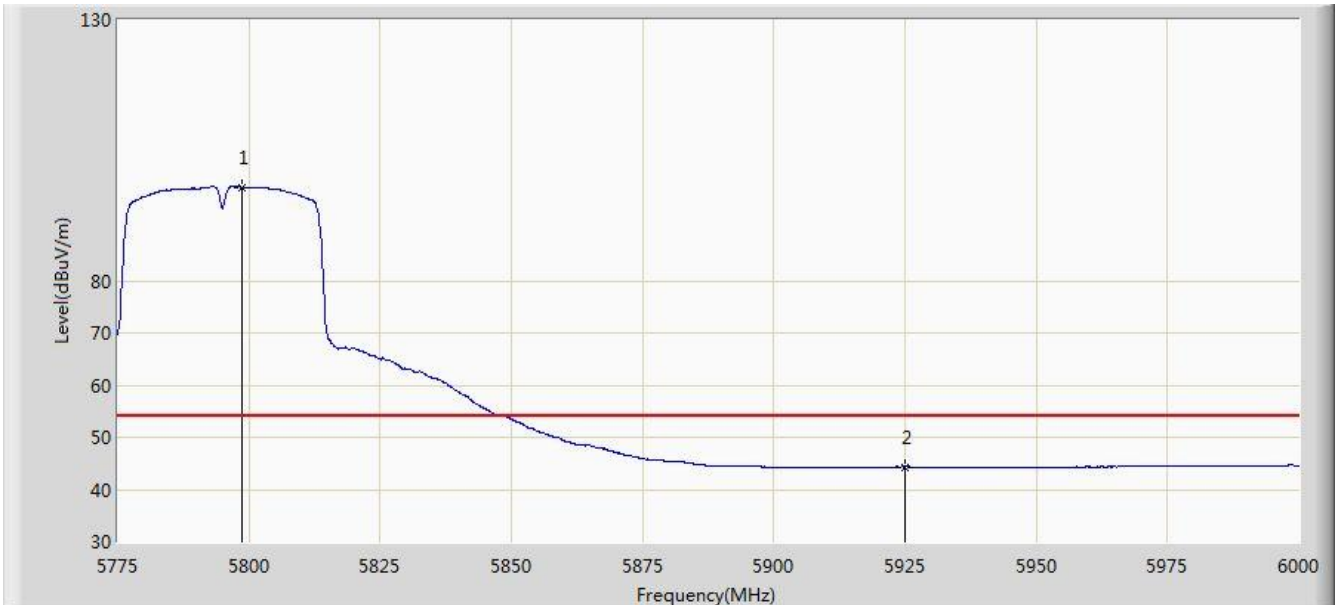


No	Flag	Mark	Frequency (MHz)	Measure Level (dBuV/m)	Reading Level (dBuV)	Margin (dB)	Limit (dBuV/m)	Factor (dB)	Type
1		*	5803.800	109.708	104.010	N/A	N/A	5.698	PK
2			5850.000	67.724	61.840	-54.476	122.200	5.884	PK
3			5855.000	64.728	58.824	-46.072	110.800	5.904	PK
4			5857.575	66.779	60.865	-43.299	110.078	5.914	PK
5			5875.000	61.619	55.635	-43.581	105.200	5.985	PK
6			5925.000	56.139	49.958	-17.861	74.000	6.182	PK
7			5956.575	57.929	51.627	-16.071	74.000	6.302	PK

Note: Measure Level (dB μ V/m) = Reading Level (dB μ V) + Factor (dB)

Factor (dB) = Cable Loss (dB) + Antenna Factor (dB) (dB/m) - Pre_Amplifier Gain (dB)

Site: AC1	Time: 2017/08/02 - 13:05
Limit: FCC_Part15.209_RE(3m)	Engineer: Kevin Ker
Probe: BBHA9120D_1GHz_18GHz	Polarity: Horizontal
EUT: AC220i Wi-Fi AP ID omni antenna US	Power: AC 120V/60Hz
Test Mode: Transmit by 802.11ac-VHT40 at channel 5795MHz Ant 1	

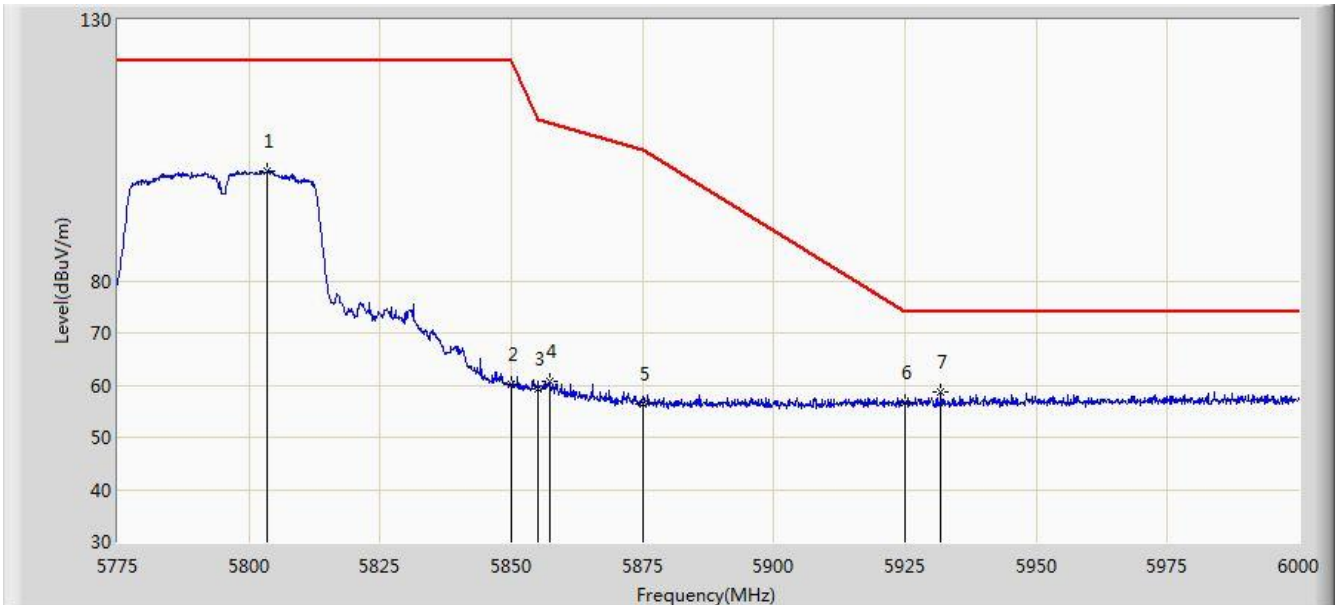


No	Flag	Mark	Frequency (MHz)	Measure Level (dBuV/m)	Reading Level (dBuV)	Margin (dB)	Limit (dBuV/m)	Factor (dB)	Type
1		*	5798.625	97.948	92.271	N/A	N/A	5.678	AV
2			5925.000	44.345	38.164	-9.655	54.000	6.182	AV

Note: Measure Level (dB μ V/m) = Reading Level (dB μ V) + Factor (dB)

Factor (dB) = Cable Loss (dB) + Antenna Factor (dB) (dB/m) - Pre_Amplifier Gain (dB)

Site: AC1	Time: 2017/08/02 - 13:05
Limit: FCC_Part15.407_RE(3m)	Engineer: Kevin Ker
Probe: BBHA9120D_1GHz_18GHz	Polarity: Vertical
EUT: AC220i Wi-Fi AP ID omni antenna US	Power: AC 120V/60Hz
Test Mode: Transmit by 802.11ac-VHT40 at channel 5795MHz Ant 1	

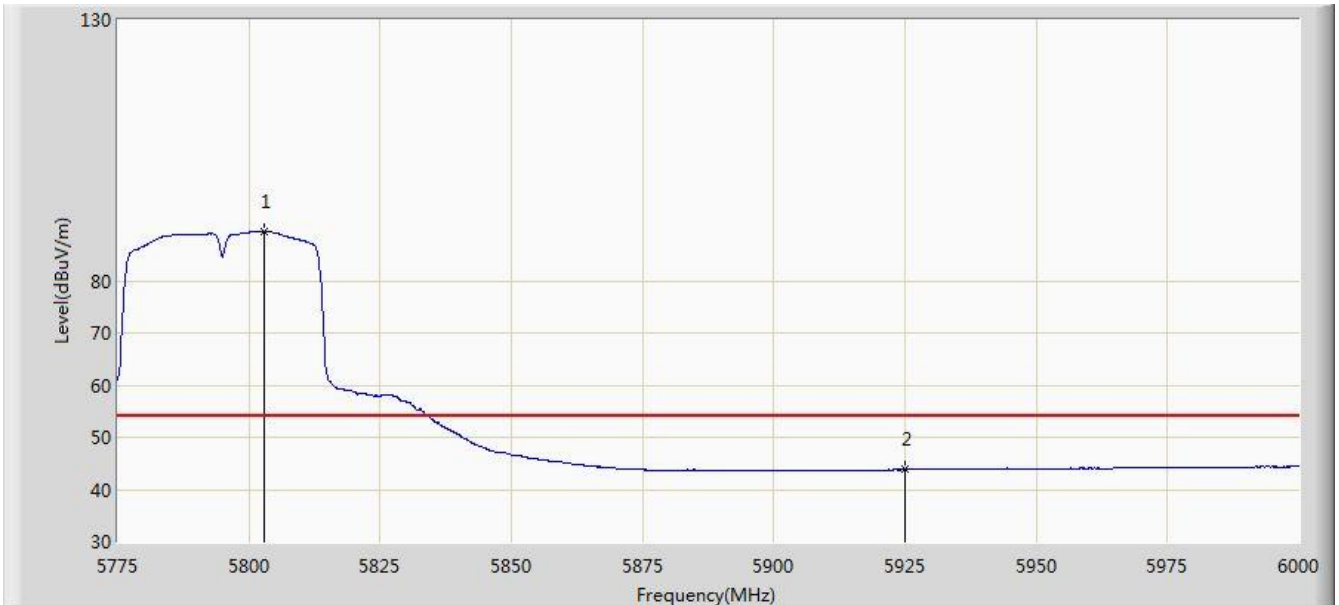


No	Flag	Mark	Frequency (MHz)	Measure Level (dBuV/m)	Reading Level (dBuV)	Margin (dB)	Limit (dBuV/m)	Factor (dB)	Type
1			5803.462	100.966	95.269	N/A	N/A	5.697	PK
2			5850.000	60.124	54.240	-62.076	122.200	5.884	PK
3			5855.000	59.274	53.370	-51.526	110.800	5.904	PK
4			5857.237	60.698	54.785	-49.475	110.173	5.913	PK
5			5875.000	56.451	50.467	-48.749	105.200	5.985	PK
6			5925.000	56.624	50.443	-17.376	74.000	6.182	PK
7		*	5931.825	58.769	52.561	-15.231	74.000	6.208	PK

Note: Measure Level (dB μ V/m) = Reading Level (dB μ V) + Factor (dB)

Factor (dB) = Cable Loss (dB) + Antenna Factor (dB) (dB/m) - Pre_Amplifier Gain (dB)

Site: AC1	Time: 2017/08/02 - 13:07
Limit: FCC_Part15.209_RE(3m)	Engineer: Kevin Ker
Probe: BBHA9120D_1GHz_18GHz	Polarity: Vertical
EUT: AC220i Wi-Fi AP ID omni antenna US	Power: AC 120V/60Hz
Test Mode: Transmit by 802.11ac-VHT40 at channel 5795MHz Ant 1	

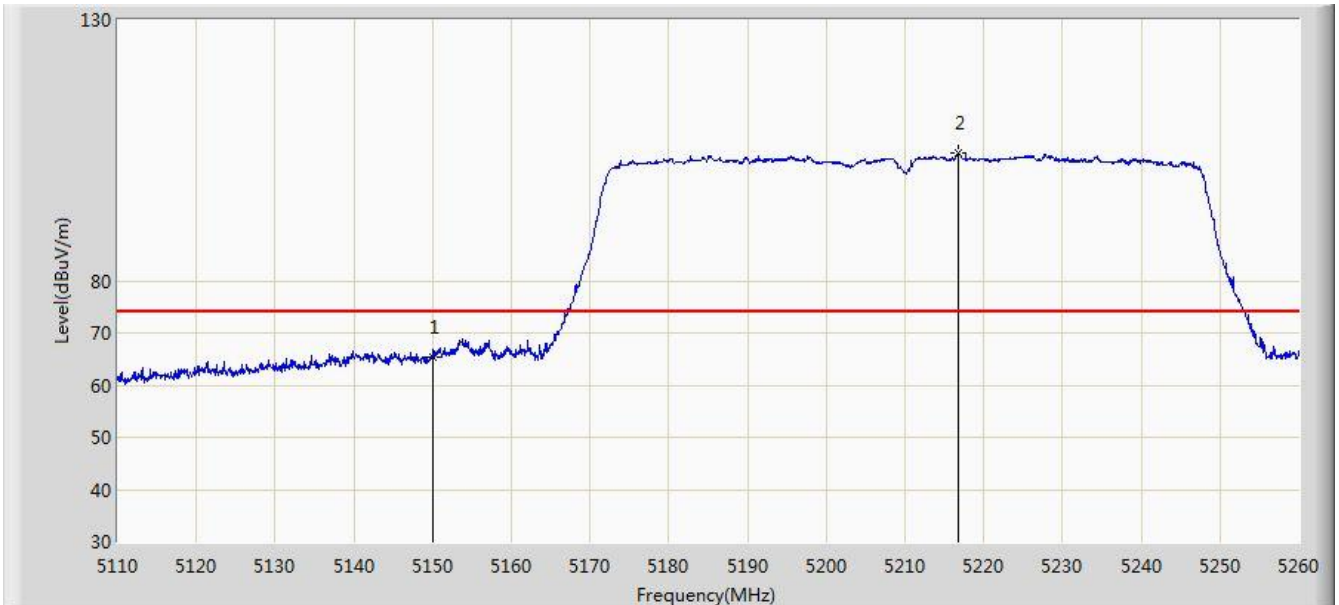


No	Flag	Mark	Frequency (MHz)	Measure Level (dBuV/m)	Reading Level (dBuV)	Margin (dB)	Limit (dBuV/m)	Factor (dB)	Type
1		*	5802.900	89.499	83.804	N/A	N/A	5.695	AV
2			5925.000	43.805	37.624	-10.195	54.000	6.182	AV

Note: Measure Level (dB μ V/m) = Reading Level (dB μ V) + Factor (dB)

Factor (dB) = Cable Loss (dB) + Antenna Factor (dB) (dB/m) - Pre_Amplifier Gain (dB)

Site: AC1	Time: 2017/08/02 - 13:08
Limit: FCC_Part15.209_RE(3m)	Engineer: Kevin Ker
Probe: BBHA9120D_1GHz_18GHz	Polarity: Horizontal
EUT: AC220i Wi-Fi AP ID omni antenna US	Power: AC 120V/60Hz
Test Mode: Transmit by 802.11ac-VHT80 at channel 5210MHz Ant 1	

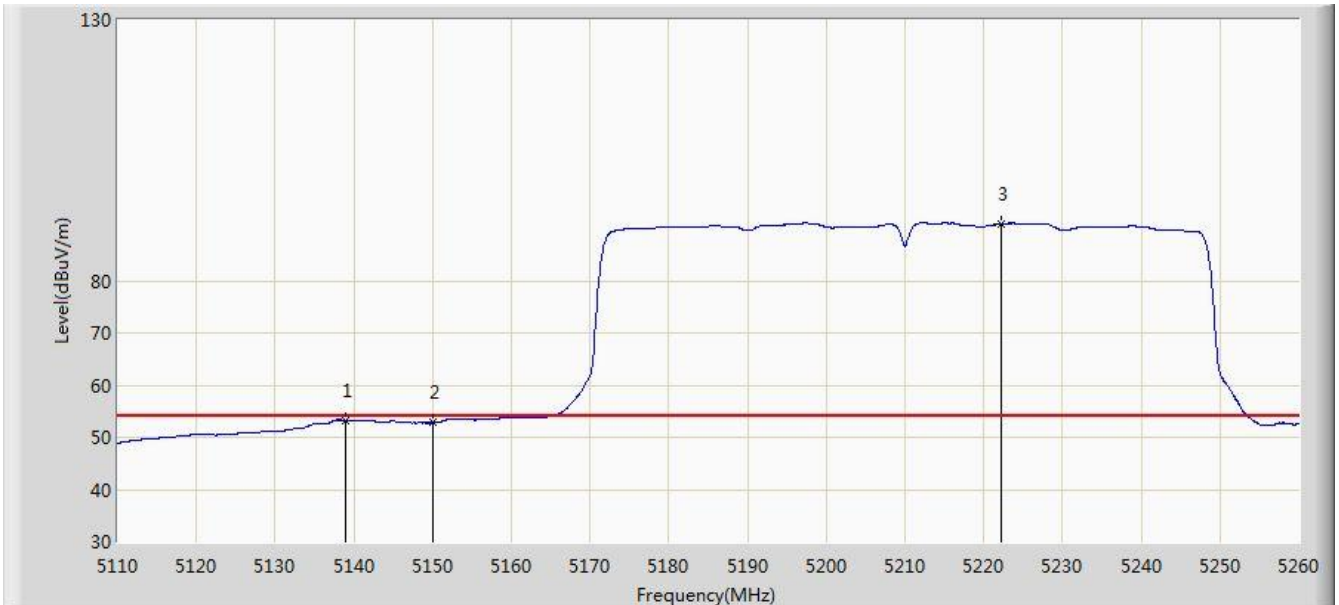


No	Flag	Mark	Frequency (MHz)	Measure Level (dBuV/m)	Reading Level (dBuV)	Margin (dB)	Limit (dBuV/m)	Factor (dB)	Type
1			5150.000	65.320	61.476	-8.680	74.000	3.844	PK
2		*	5216.725	104.380	100.434	N/A	N/A	3.946	PK

Note: Measure Level (dB μ V/m) = Reading Level (dB μ V) + Factor (dB)

Factor (dB) = Cable Loss (dB) + Antenna Factor (dB) (dB/m) - Pre_Amplifier Gain (dB)

Site: AC1	Time: 2017/08/02 - 13:09
Limit: FCC_Part15.209_RE(3m)	Engineer: Kevin Ker
Probe: BBHA9120D_1GHz_18GHz	Polarity: Horizontal
EUT: AC220i Wi-Fi AP ID omni antenna US	Power: AC 120V/60Hz
Test Mode: Transmit by 802.11ac-VHT80 at channel 5210MHz Ant 1	

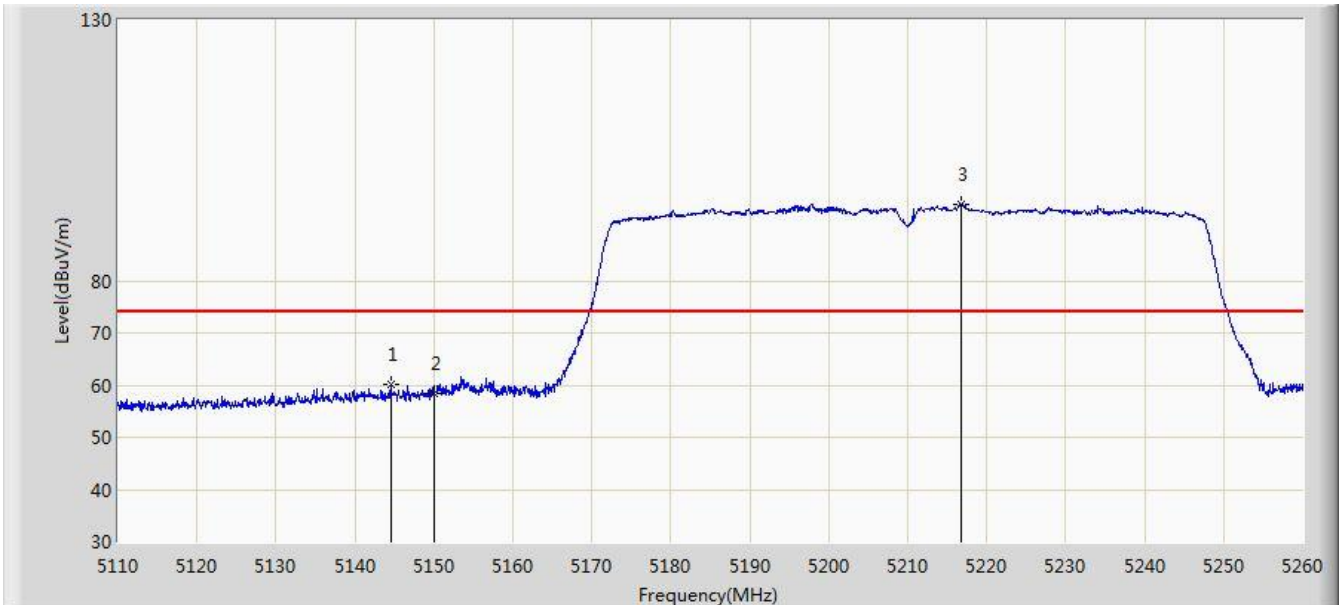


No	Flag	Mark	Frequency (MHz)	Measure Level (dBuV/m)	Reading Level (dBuV)	Margin (dB)	Limit (dBuV/m)	Factor (dB)	Type
1			5138.875	53.166	49.347	-0.834	54.000	3.819	AV
2			5150.000	52.758	48.914	-1.242	54.000	3.844	AV
3		*	5222.125	90.845	86.890	N/A	N/A	3.955	AV

Note: Measure Level (dB μ V/m) = Reading Level (dB μ V) + Factor (dB)

Factor (dB) = Cable Loss (dB) + Antenna Factor (dB) (dB/m) - Pre_Amplifier Gain (dB)

Site: AC1	Time: 2017/08/02 - 13:12
Limit: FCC_Part15.209_RE(3m)	Engineer: Kevin Ker
Probe: BBHA9120D_1GHz_18GHz	Polarity: Vertical
EUT: AC220i Wi-Fi AP ID omni antenna US	Power: AC 120V/60Hz
Test Mode: Transmit by 802.11ac-VHT80 at channel 5210MHz Ant 1	

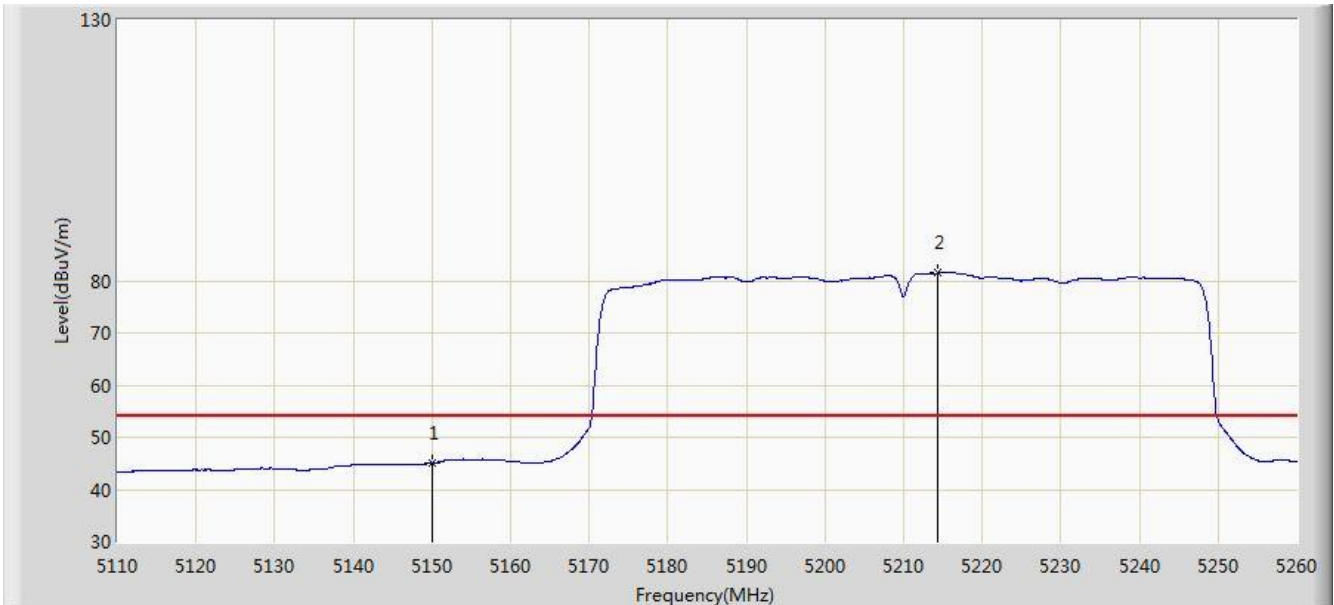


No	Flag	Mark	Frequency (MHz)	Measure Level (dBuV/m)	Reading Level (dBuV)	Margin (dB)	Limit (dBuV/m)	Factor (dB)	Type
1			5144.575	60.222	56.389	-13.778	74.000	3.833	PK
2			5150.000	58.351	54.507	-15.649	74.000	3.844	PK
3		*	5216.800	94.761	90.815	N/A	N/A	3.946	PK

Note: Measure Level (dB μ V/m) = Reading Level (dB μ V) + Factor (dB)

Factor (dB) = Cable Loss (dB) + Antenna Factor (dB) (dB/m) - Pre_Amplifier Gain (dB)

Site: AC1	Time: 2017/08/02 - 13:13
Limit: FCC_Part15.209_RE(3m)	Engineer: Kevin Ker
Probe: BBHA9120D_1GHz_18GHz	Polarity: Vertical
EUT: AC220i Wi-Fi AP ID omni antenna US	Power: AC 120V/60Hz
Test Mode: Transmit by 802.11ac-VHT80 at channel 5210MHz Ant 1	

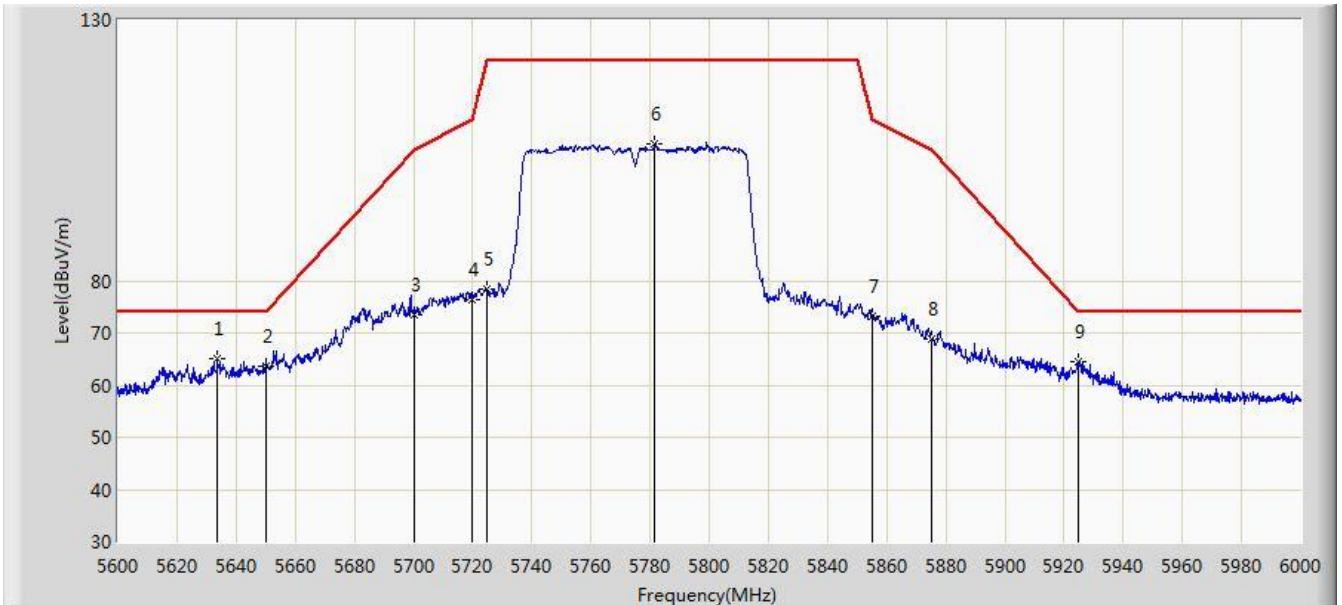


No	Flag	Mark	Frequency (MHz)	Measure Level (dBuV/m)	Reading Level (dBuV)	Margin (dB)	Limit (dBuV/m)	Factor (dB)	Type
1			5150.000	45.047	41.203	-8.953	54.000	3.844	AV
2		*	5214.400	81.469	77.527	N/A	N/A	3.941	AV

Note: Measure Level (dB μ V/m) = Reading Level (dB μ V) + Factor (dB)

Factor (dB) = Cable Loss (dB) + Antenna Factor (dB) (dB/m) - Pre_Amplifier Gain (dB)

Site: AC1	Time: 2017/08/02 - 13:13
Limit: FCC_Part15.407_RE(3m)	Engineer: Kevin Ker
Probe: BBHA9120D_1GHz_18GHz	Polarity: Horizontal
EUT: AC220i Wi-Fi AP ID omni antenna US	Power: AC 120V/60Hz
Test Mode: Transmit by 802.11ac-VHT80 at channel 5775MHz Ant 1	

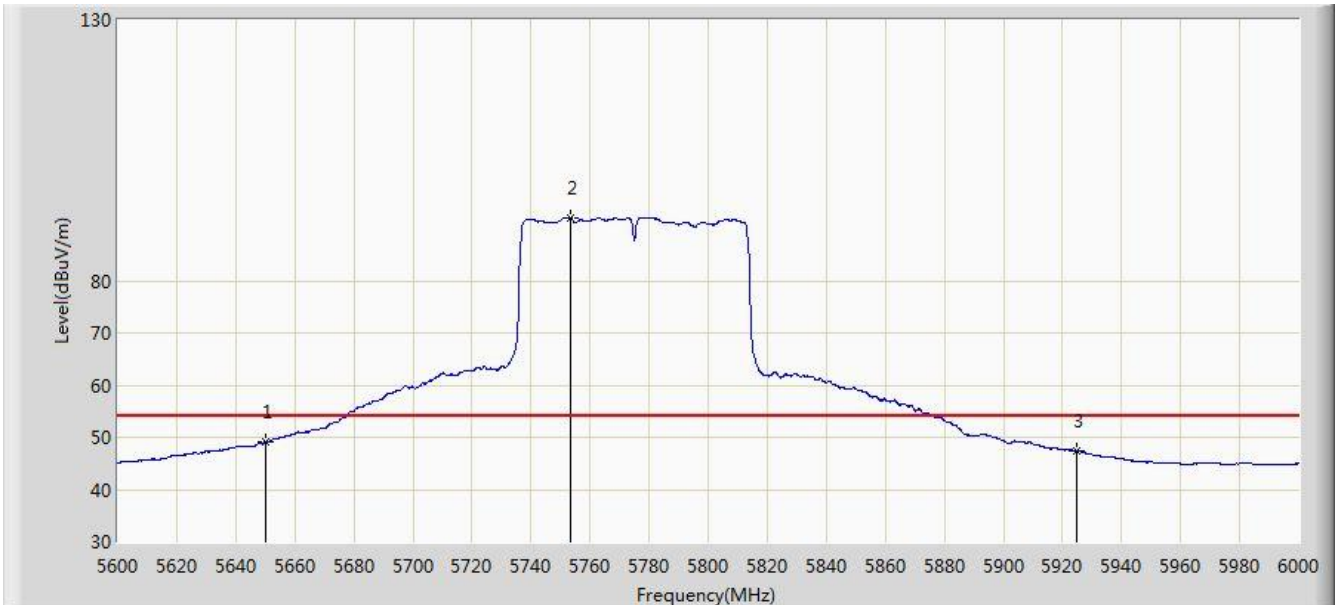


No	Flag	Mark	Frequency (MHz)	Measure Level (dBuV/m)	Reading Level (dBuV)	Margin (dB)	Limit (dBuV/m)	Factor (dB)	Type
1		*	5633.800	64.994	59.974	-9.006	74.000	5.020	PK
2			5650.000	63.638	58.559	-10.362	74.000	5.078	PK
3			5700.000	73.499	68.220	-31.701	105.200	5.279	PK
4			5720.000	76.333	70.970	-34.467	110.800	5.363	PK
5			5725.000	78.506	73.122	-43.694	122.200	5.384	PK
6			5781.600	106.251	100.640	N/A	N/A	5.611	PK
7			5855.000	73.183	67.279	-37.617	110.800	5.904	PK
8			5875.000	68.727	62.743	-36.473	105.200	5.985	PK
9			5925.000	64.417	58.236	-9.583	74.000	6.182	PK

Note: Measure Level (dB μ V/m) = Reading Level (dB μ V) + Factor (dB)

Factor (dB) = Cable Loss (dB) + Antenna Factor (dB) (dB/m) - Pre_Amplifier Gain (dB)

Site: AC1	Time: 2017/08/02 - 13:15
Limit: FCC_Part15.209_RE(3m)	Engineer: Kevin Ker
Probe: BBHA9120D_1GHz_18GHz	Polarity: Horizontal
EUT: AC220i Wi-Fi AP ID omni antenna US	Power: AC 120V/60Hz
Test Mode: Transmit by 802.11ac-VHT80 at channel 5775MHz Ant 1	

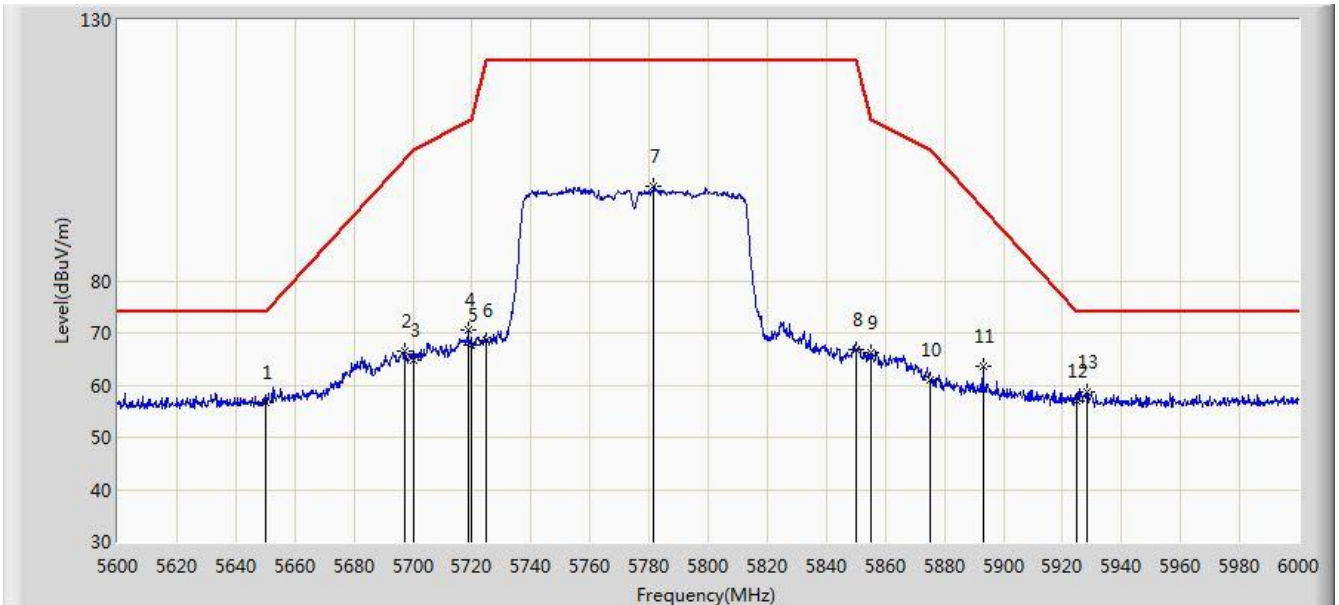


No	Flag	Mark	Frequency (MHz)	Measure Level (dBuV/m)	Reading Level (dBuV)	Margin (dB)	Limit (dBuV/m)	Factor (dB)	Type
1			5650.000	49.090	44.011	-4.910	54.000	5.078	AV
2		*	5753.400	92.079	86.578	N/A	N/A	5.501	AV
3			5925.000	47.331	41.150	-6.669	54.000	6.182	AV

Note: Measure Level (dB μ V/m) = Reading Level (dB μ V) + Factor (dB)

Factor (dB) = Cable Loss (dB) + Antenna Factor (dB) (dB/m) - Pre_Amplifier Gain (dB)

Site: AC1	Time: 2017/08/02 - 13:16
Limit: FCC_Part15.407_RE(3m)	Engineer: Kevin Ker
Probe: BBHA9120D_1GHz_18GHz	Polarity: Vertical
EUT: AC220i Wi-Fi AP ID omni antenna US	Power: AC 120V/60Hz
Test Mode: Transmit by 802.11ac-VHT80 at channel 5775MHz Ant 1	

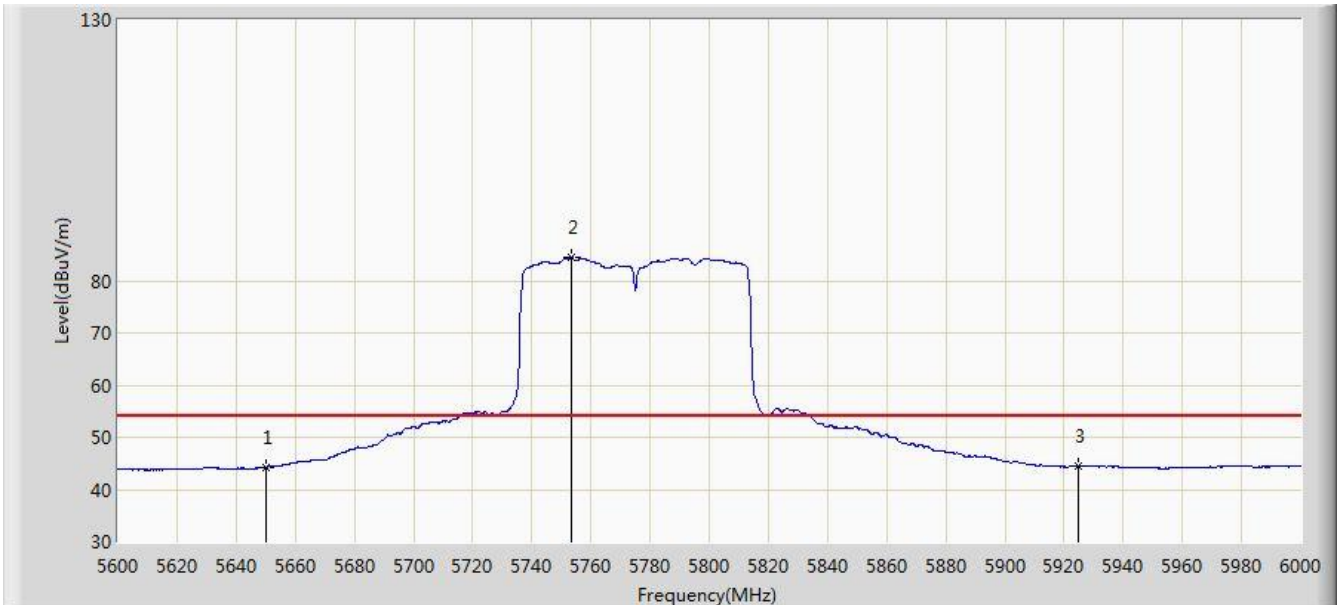


No	Flag	Mark	Frequency (MHz)	Measure Level (dBuV/m)	Reading Level (dBuV)	Margin (dB)	Limit (dBuV/m)	Factor (dB)	Type
1			5650.000	56.559	51.480	-17.441	74.000	5.078	PK
2			5697.200	66.652	61.385	-36.808	103.460	5.267	PK
3			5700.000	64.888	59.609	-40.312	105.200	5.279	PK
4			5718.800	70.570	65.212	-39.895	110.465	5.358	PK
5			5720.000	67.608	62.245	-43.192	110.800	5.363	PK
6			5725.000	68.588	63.204	-53.612	122.200	5.384	PK
7			5781.600	98.126	92.515	N/A	N/A	5.611	PK
8			5850.000	66.785	60.901	-55.415	122.200	5.884	PK
9			5855.000	66.337	60.433	-44.463	110.800	5.904	PK
10			5875.000	60.965	54.981	-44.235	105.200	5.985	PK
11			5893.000	63.631	57.573	-30.307	93.938	6.058	PK
12			5925.000	57.005	50.824	-16.995	74.000	6.182	PK
13		*	5928.200	58.805	52.611	-15.195	74.000	6.194	PK

Note: Measure Level (dBuV/m) = Reading Level (dBuV) + Factor (dB)

Factor (dB) = Cable Loss (dB) + Antenna Factor (dB) (dB/m) - Pre_Amplifier Gain (dB)

Site: AC1	Time: 2017/08/02 - 13:17
Limit: FCC_Part15.209_RE(3m)	Engineer: Kevin Ker
Probe: BBHA9120D_1GHz_18GHz	Polarity: Vertical
EUT: AC220i Wi-Fi AP ID omni antenna US	Power: AC 120V/60Hz
Test Mode: Transmit by 802.11ac-VHT80 at channel 5775MHz Ant 1	

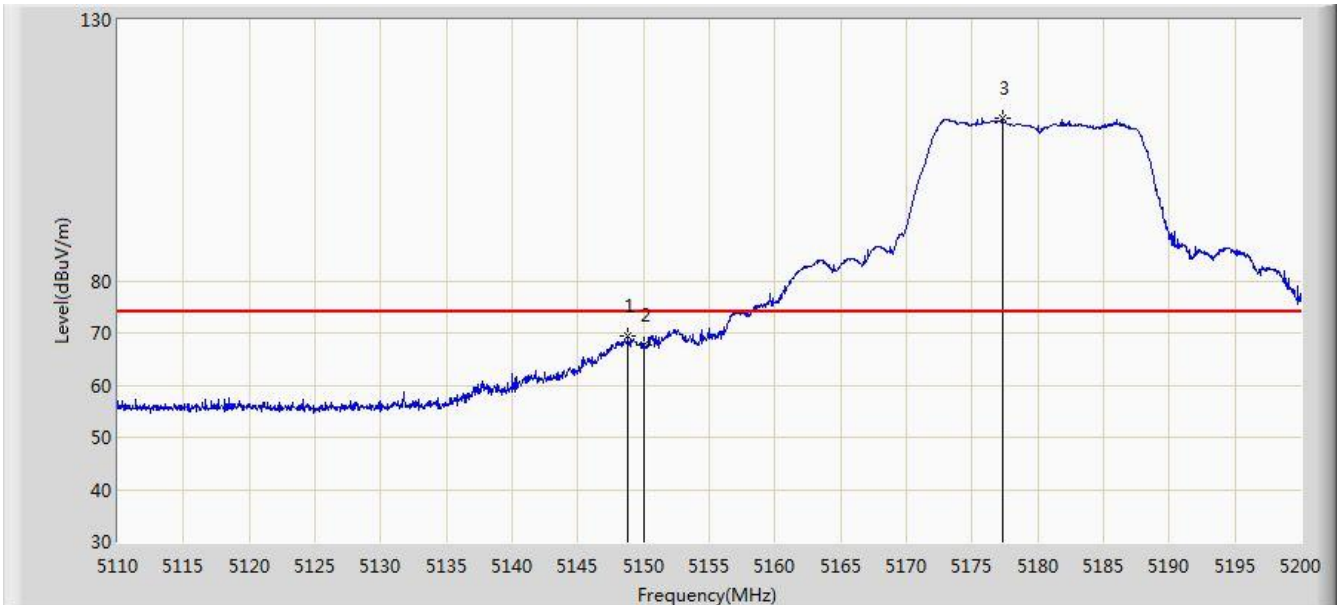


No	Flag	Mark	Frequency (MHz)	Measure Level (dBuV/m)	Reading Level (dBuV)	Margin (dB)	Limit (dBuV/m)	Factor (dB)	Type
1			5650.000	44.273	39.194	-9.727	54.000	5.078	AV
2		*	5753.400	84.525	79.024	N/A	N/A	5.501	AV
3			5925.000	44.500	38.319	-9.500	54.000	6.182	AV

Note: Measure Level (dB μ V/m) = Reading Level (dB μ V) + Factor (dB)

Factor (dB) = Cable Loss (dB) + Antenna Factor (dB) (dB/m) - Pre_Amplifier Gain (dB)

Site: AC1	Time: 2017/08/02 - 13:18
Limit: FCC_Part15.209_RE(3m)	Engineer: Kevin Ker
Probe: BBHA9120D_1GHz_18GHz	Polarity: Horizontal
EUT: AC220i Wi-Fi AP ID omni antenna US	Power: AC 120V/60Hz
Test Mode: Transmit by 802.11a0 at channel 5180MHz Ant 2	

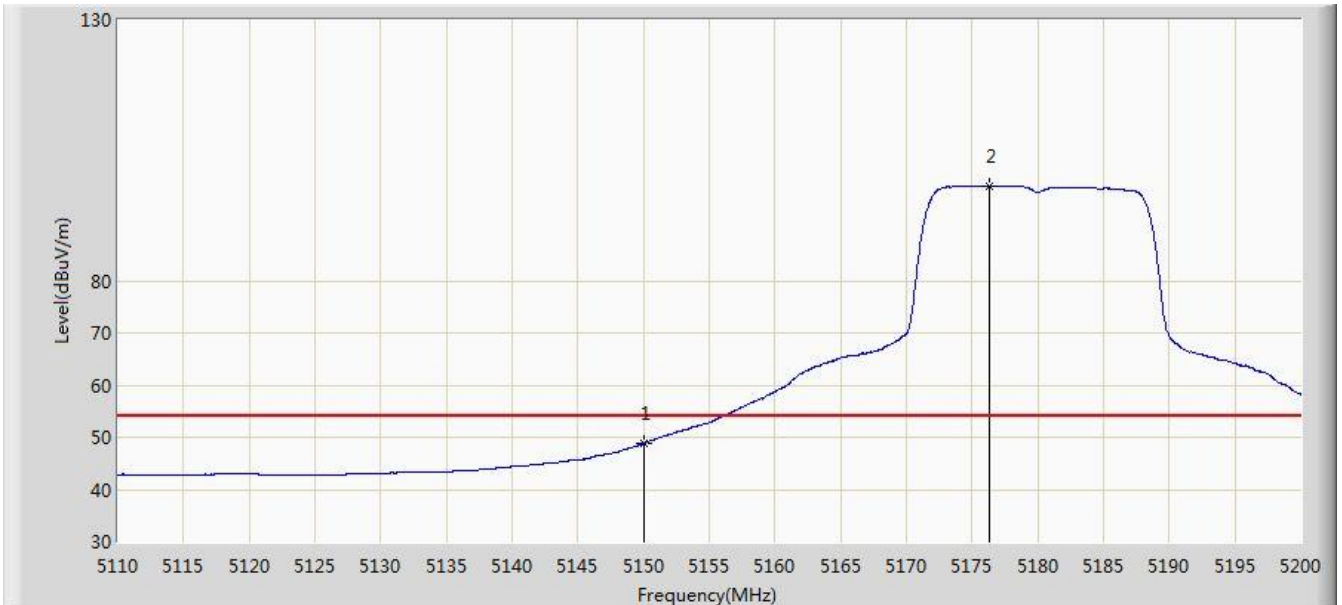


No	Flag	Mark	Frequency (MHz)	Measure Level (dBuV/m)	Reading Level (dBuV)	Margin (dB)	Limit (dBuV/m)	Factor (dB)	Type
1			5148.790	69.310	65.468	-4.690	74.000	3.842	PK
2			5150.000	67.768	63.924	-6.232	74.000	3.844	PK
3		*	5177.275	111.259	107.374	N/A	N/A	3.884	PK

Note: Measure Level (dB μ V/m) = Reading Level (dB μ V) + Factor (dB)

Factor (dB) = Cable Loss (dB) + Antenna Factor (dB) (dB/m) - Pre_Amplifier Gain (dB)

Site: AC1	Time: 2017/08/02 - 13:25
Limit: FCC_Part15.209_RE(3m)	Engineer: Kevin Ker
Probe: BBHA9120D_1GHz_18GHz	Polarity: Horizontal
EUT: AC220i Wi-Fi AP ID omni antenna US	Power: AC 120V/60Hz
Test Mode: Transmit by 802.11a0 at channel 5180MHz Ant 2	

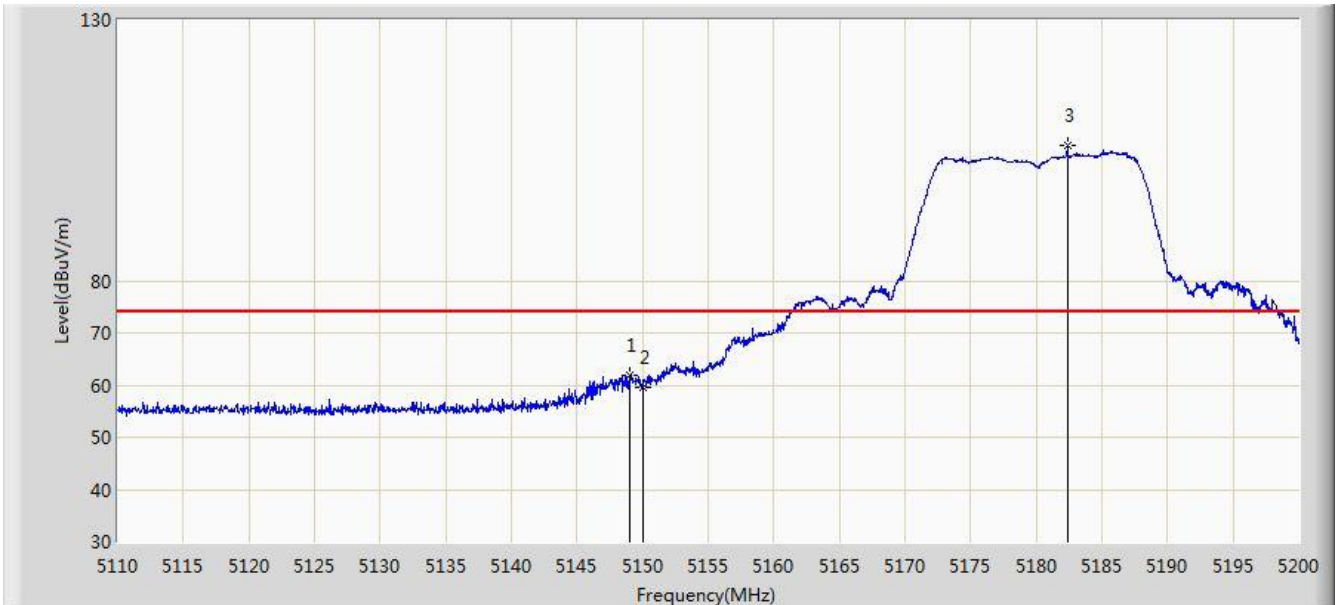


No	Flag	Mark	Frequency (MHz)	Measure Level (dBuV/m)	Reading Level (dBuV)	Margin (dB)	Limit (dBuV/m)	Factor (dB)	Type
1			5150.000	48.827	44.983	-5.173	54.000	3.844	AV
2		*	5176.330	98.172	94.288	N/A	N/A	3.883	AV

Note: Measure Level (dB μ V/m) = Reading Level (dB μ V) + Factor (dB)

Factor (dB) = Cable Loss (dB) + Antenna Factor (dB) (dB/m) - Pre_Amplifier Gain (dB)

Site: AC1	Time: 2017/08/02 - 13:26
Limit: FCC_Part15.209_RE(3m)	Engineer: Kevin Ker
Probe: BBHA9120D_1GHz_18GHz	Polarity: Vertical
EUT: AC220i Wi-Fi AP ID omni antenna US	Power: AC 120V/60Hz
Test Mode: Transmit by 802.11a0 at channel 5180MHz Ant 2	

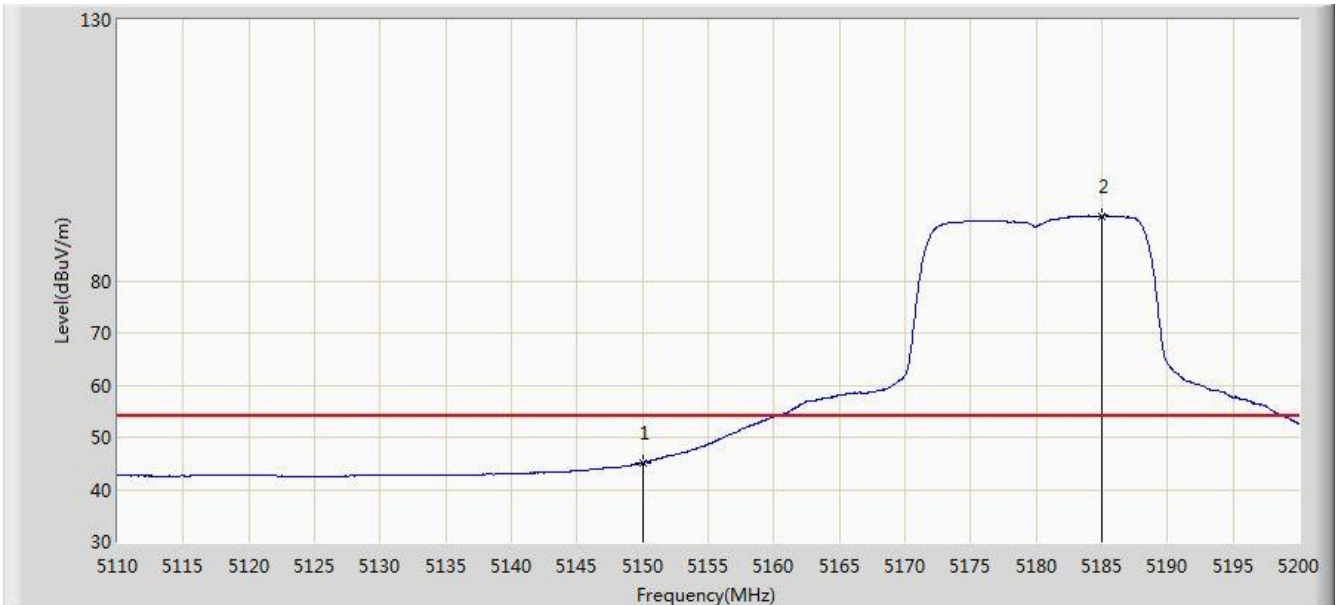


No	Flag	Mark	Frequency (MHz)	Measure Level (dBuV/m)	Reading Level (dBuV)	Margin (dB)	Limit (dBuV/m)	Factor (dB)	Type
1			5149.015	61.955	58.113	-12.045	74.000	3.843	PK
2			5150.000	59.648	55.804	-14.352	74.000	3.844	PK
3		*	5182.360	105.901	102.009	N/A	N/A	3.893	PK

Note: Measure Level (dB μ V/m) = Reading Level (dB μ V) + Factor (dB)

Factor (dB) = Cable Loss (dB) + Antenna Factor (dB) (dB/m) - Pre_Amplifier Gain (dB)

Site: AC1	Time: 2017/08/02 - 13:27
Limit: FCC_Part15.209_RE(3m)	Engineer: Kevin Ker
Probe: BBHA9120D_1GHz_18GHz	Polarity: Vertical
EUT: AC220i Wi-Fi AP ID omni antenna US	Power: AC 120V/60Hz
Test Mode: Transmit by 802.11a0 at channel 5180MHz Ant 2	

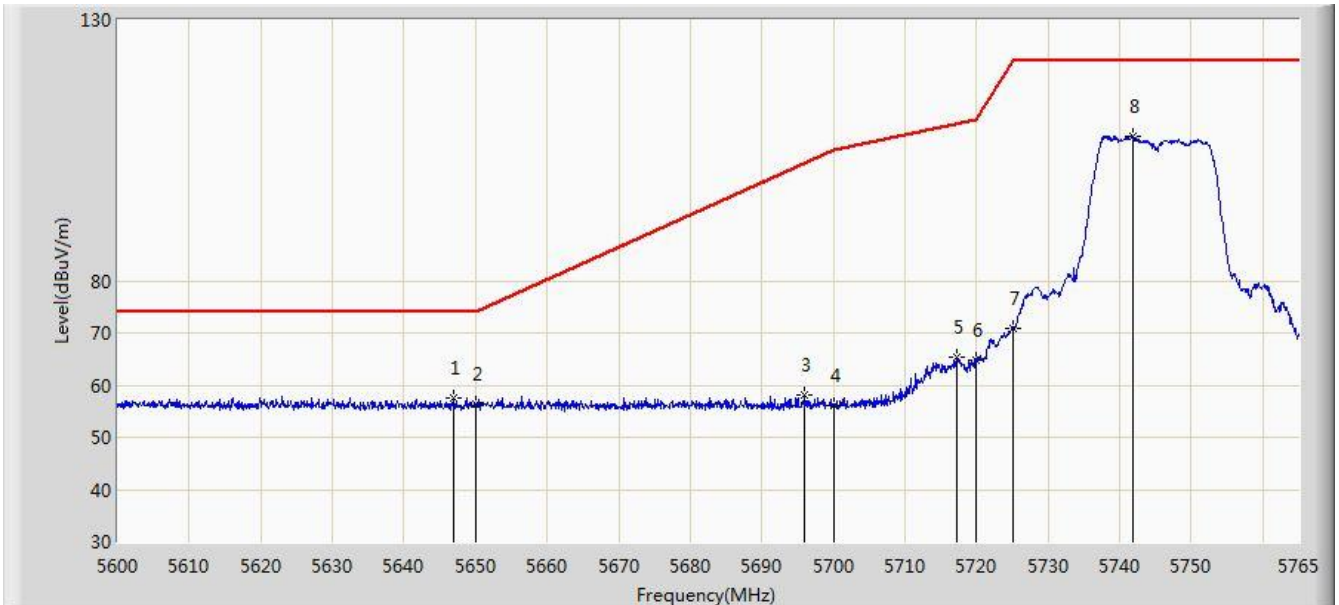


No	Flag	Mark	Frequency (MHz)	Measure Level (dBuV/m)	Reading Level (dBuV)	Margin (dB)	Limit (dBuV/m)	Factor (dB)	Type
1			5150.000	45.091	41.247	-8.909	54.000	3.844	AV
2		*	5184.970	92.434	88.538	N/A	N/A	3.897	AV

Note: Measure Level (dB μ V/m) = Reading Level (dB μ V) + Factor (dB)

Factor (dB) = Cable Loss (dB) + Antenna Factor (dB) (dB/m) - Pre_Amplifier Gain (dB)

Site: AC1	Time: 2017/08/02 - 13:28
Limit: FCC_Part15.407_RE(3m)	Engineer: Kevin Ker
Probe: BBHA9120D_1GHz_18GHz	Polarity: Horizontal
EUT: AC220i Wi-Fi AP ID omni antenna US	Power: AC 120V/60Hz
Test Mode: Transmit by 802.11a at channel 5745MHz Ant 2	

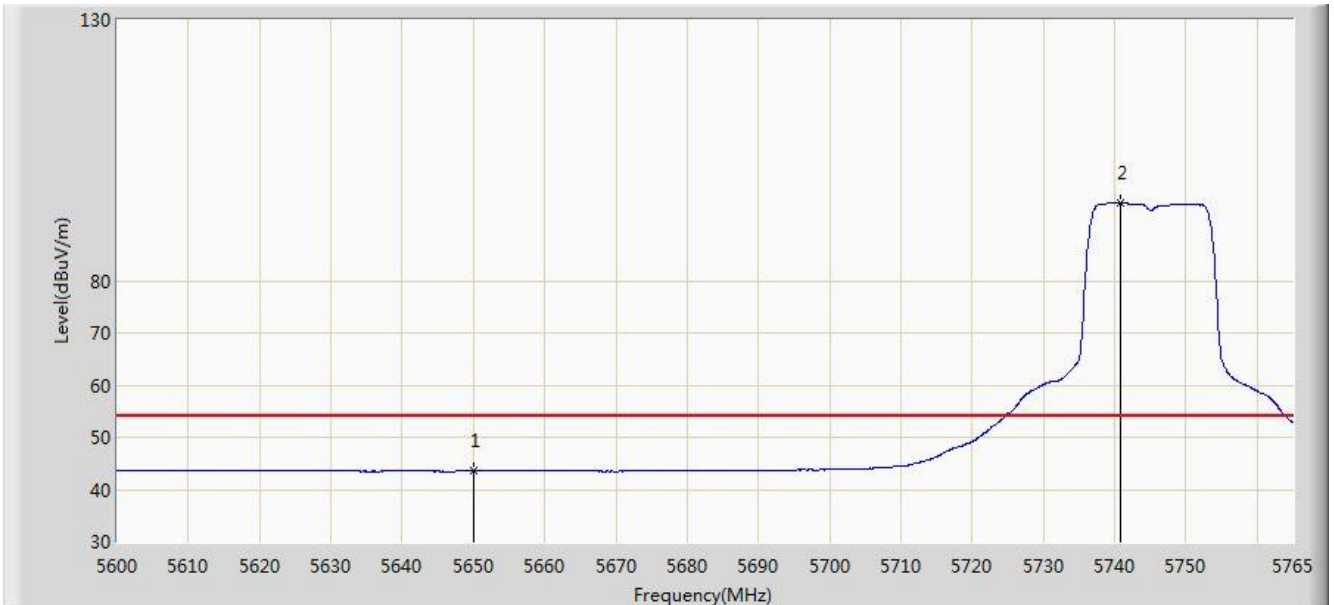


No	Flag	Mark	Frequency (MHz)	Measure Level (dBuV/m)	Reading Level (dBuV)	Margin (dB)	Limit (dBuV/m)	Factor (dB)	Type
1			5647.025	57.588	52.520	-16.412	74.000	5.068	PK
2			5650.000	56.405	51.326	-17.595	74.000	5.078	PK
3			5696.030	58.188	52.926	-44.544	102.733	5.262	PK
4			5700.000	56.139	50.860	-49.061	105.200	5.279	PK
5			5717.150	65.507	60.156	-44.496	110.003	5.350	PK
6			5720.000	64.742	59.379	-46.058	110.800	5.363	PK
7			5725.000	70.779	65.395	-51.421	122.200	5.384	PK
8		*	5741.817	107.648	102.193	N/A	N/A	5.455	PK

Note: Measure Level (dBuV/m) = Reading Level (dBuV) + Factor (dB)

Factor (dB) = Cable Loss (dB) + Antenna Factor (dB) (dB/m) - Pre_Amplifier Gain (dB)

Site: AC1	Time: 2017/08/02 - 13:29
Limit: FCC_Part15.209_RE(3m)	Engineer: Kevin Ker
Probe: BBHA9120D_1GHz_18GHz	Polarity: Horizontal
EUT: AC220i Wi-Fi AP ID omni antenna US	Power: AC 120V/60Hz
Test Mode: Transmit by 802.11a at channel 5745MHz Ant 2	

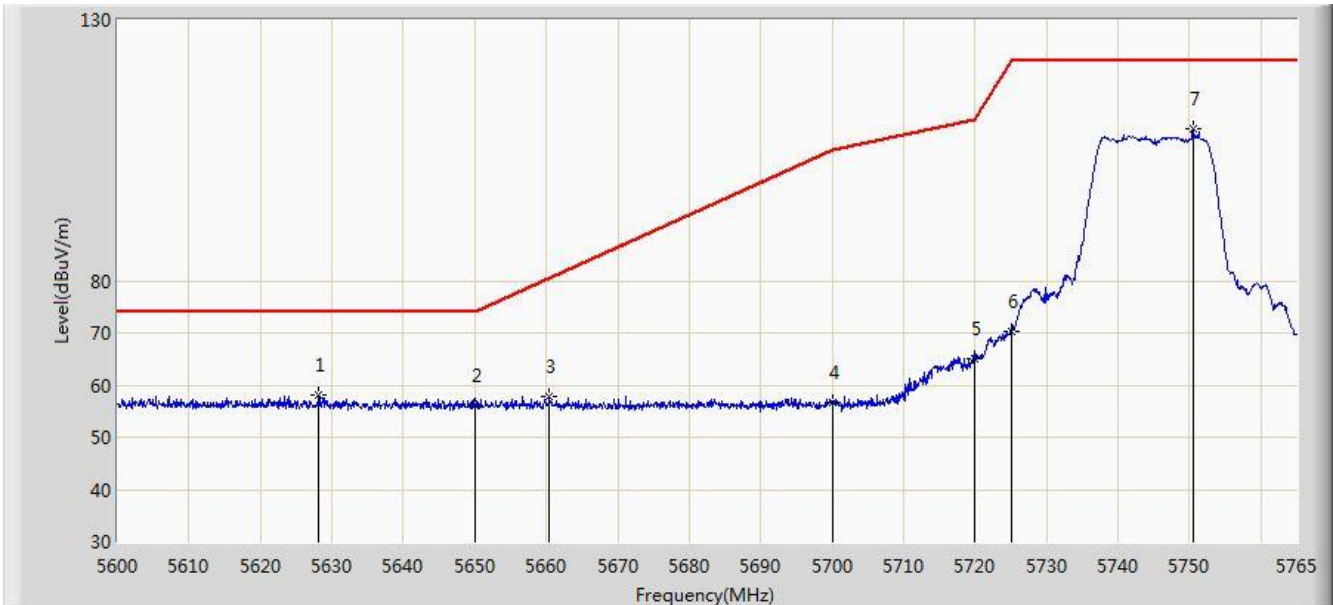


No	Flag	Mark	Frequency (MHz)	Measure Level (dBuV/m)	Reading Level (dBuV)	Margin (dB)	Limit (dBuV/m)	Factor (dB)	Type
1			5650.000	43.547	38.468	-10.453	54.000	5.078	AV
2		*	5740.828	94.796	89.345	N/A	N/A	5.451	AV

Note: Measure Level (dB μ V/m) = Reading Level (dB μ V) + Factor (dB)

Factor (dB) = Cable Loss (dB) + Antenna Factor (dB) (dB/m) - Pre_Amplifier Gain (dB)

Site: AC1	Time: 2017/08/02 - 13:30
Limit: FCC_Part15.407_RE(3m)	Engineer: Kevin Ker
Probe: BBHA9120D_1GHz_18GHz	Polarity: Vertical
EUT: AC220i Wi-Fi AP ID omni antenna US	Power: AC 120V/60Hz
Test Mode: Transmit by 802.11a at channel 5745MHz Ant 2	

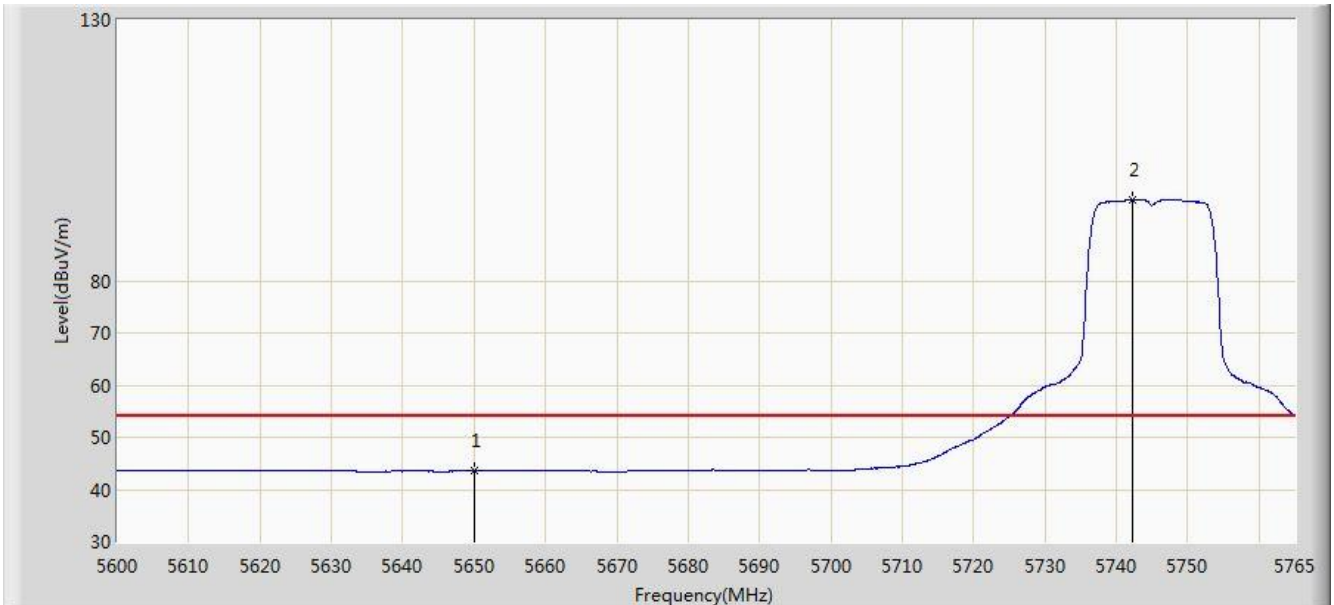


No	Flag	Mark	Frequency (MHz)	Measure Level (dBuV/m)	Reading Level (dBuV)	Margin (dB)	Limit (dBuV/m)	Factor (dB)	Type
1			5628.132	58.089	53.089	-15.911	74.000	5.001	PK
2			5650.000	56.165	51.086	-17.835	74.000	5.078	PK
3			5660.473	57.871	52.752	-22.687	80.558	5.119	PK
4			5700.000	56.707	51.428	-48.493	105.200	5.279	PK
5			5720.000	65.185	59.822	-45.615	110.800	5.363	PK
6			5725.000	70.423	65.039	-51.777	122.200	5.384	PK
7		*	5750.562	109.055	103.565	N/A	N/A	5.490	PK

Note: Measure Level (dBμV/m) = Reading Level (dBμV) + Factor (dB)

Factor (dB) = Cable Loss (dB) + Antenna Factor (dB) (dB/m) - Pre_Amplifier Gain (dB)

Site: AC1	Time: 2017/08/02 - 13:31
Limit: FCC_Part15.209_RE(3m)	Engineer: Kevin Ker
Probe: BBHA9120D_1GHz_18GHz	Polarity: Vertical
EUT: AC220i Wi-Fi AP ID omni antenna US	Power: AC 120V/60Hz
Test Mode: Transmit by 802.11a at channel 5745MHz Ant 2	

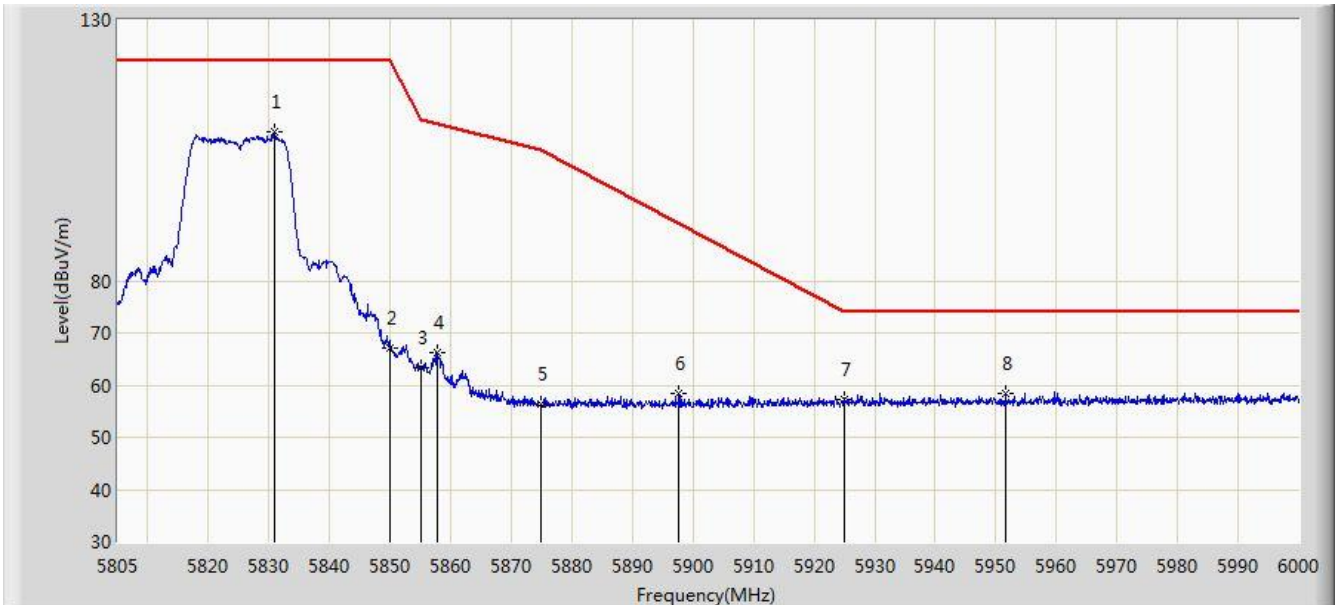


No	Flag	Mark	Frequency (MHz)	Measure Level (dBuV/m)	Reading Level (dBuV)	Margin (dB)	Limit (dBuV/m)	Factor (dB)	Type
1			5650.000	43.570	38.491	-10.430	54.000	5.078	AV
2		*	5742.312	95.436	89.979	N/A	N/A	5.457	AV

Note: Measure Level (dB μ V/m) = Reading Level (dB μ V) + Factor (dB)

Factor (dB) = Cable Loss (dB) + Antenna Factor (dB) (dB/m) - Pre_Amplifier Gain (dB)

Site: AC1	Time: 2017/08/02 - 13:32
Limit: FCC_Part15.407_RE(3m)	Engineer: Kevin Ker
Probe: BBHA9120D_1GHz_18GHz	Polarity: Horizontal
EUT: AC220i Wi-Fi AP ID omni antenna US	Power: AC 120V/60Hz
Test Mode: Transmit by 802.11a at channel 5825MHz Ant 2	

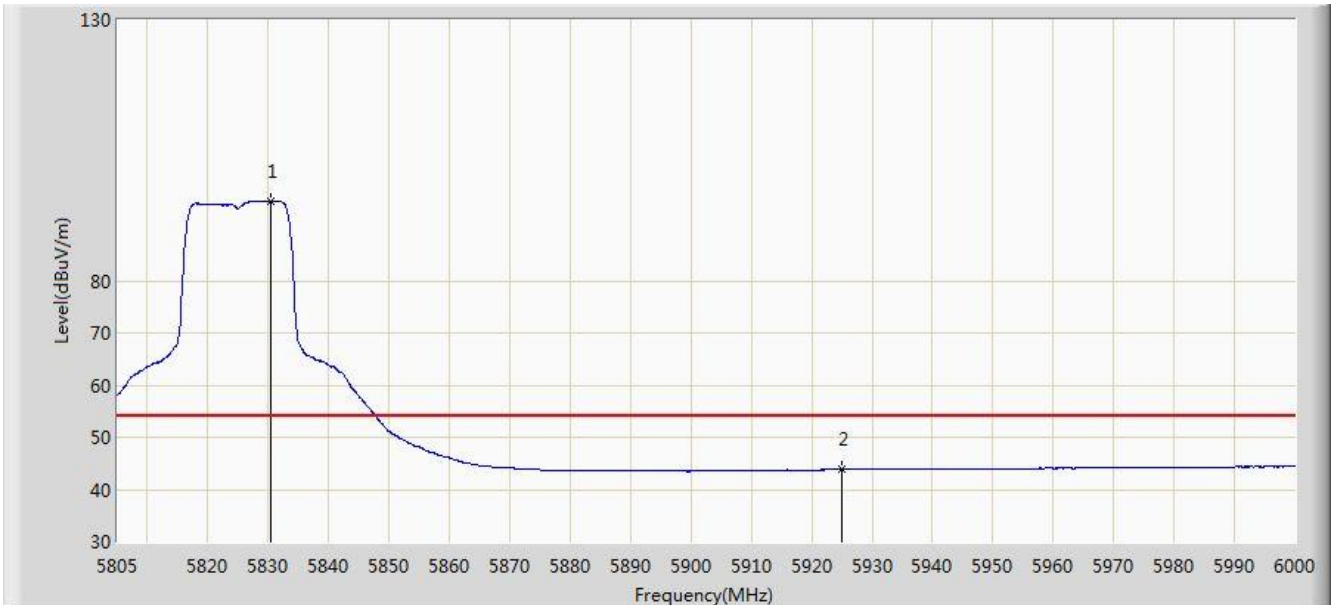


No	Flag	Mark	Frequency (MHz)	Measure Level (dBuV/m)	Reading Level (dBuV)	Margin (dB)	Limit (dBuV/m)	Factor (dB)	Type
1		*	5830.837	108.480	102.673	N/A	N/A	5.807	PK
2			5850.000	67.234	61.350	-54.966	122.200	5.884	PK
3			5855.000	63.465	57.561	-47.335	110.800	5.904	PK
4			5857.748	66.349	60.434	-43.680	110.029	5.914	PK
5			5875.000	56.480	50.496	-48.720	105.200	5.985	PK
6			5897.625	58.491	52.415	-32.558	91.049	6.077	PK
7			5925.000	57.212	51.031	-16.788	74.000	6.182	PK
8			5951.640	58.457	52.173	-15.543	74.000	6.284	PK

Note: Measure Level (dB μ V/m) = Reading Level (dB μ V) + Factor (dB)

Factor (dB) = Cable Loss (dB) + Antenna Factor (dB) (dB/m) - Pre_Amplifier Gain (dB)

Site: AC1	Time: 2017/08/02 - 13:34
Limit: FCC_Part15.209_RE(3m)	Engineer: Kevin Ker
Probe: BBHA9120D_1GHz_18GHz	Polarity: Horizontal
EUT: AC220i Wi-Fi AP ID omni antenna US	Power: AC 120V/60Hz
Test Mode: Transmit by 802.11a at channel 5825MHz Ant 2	

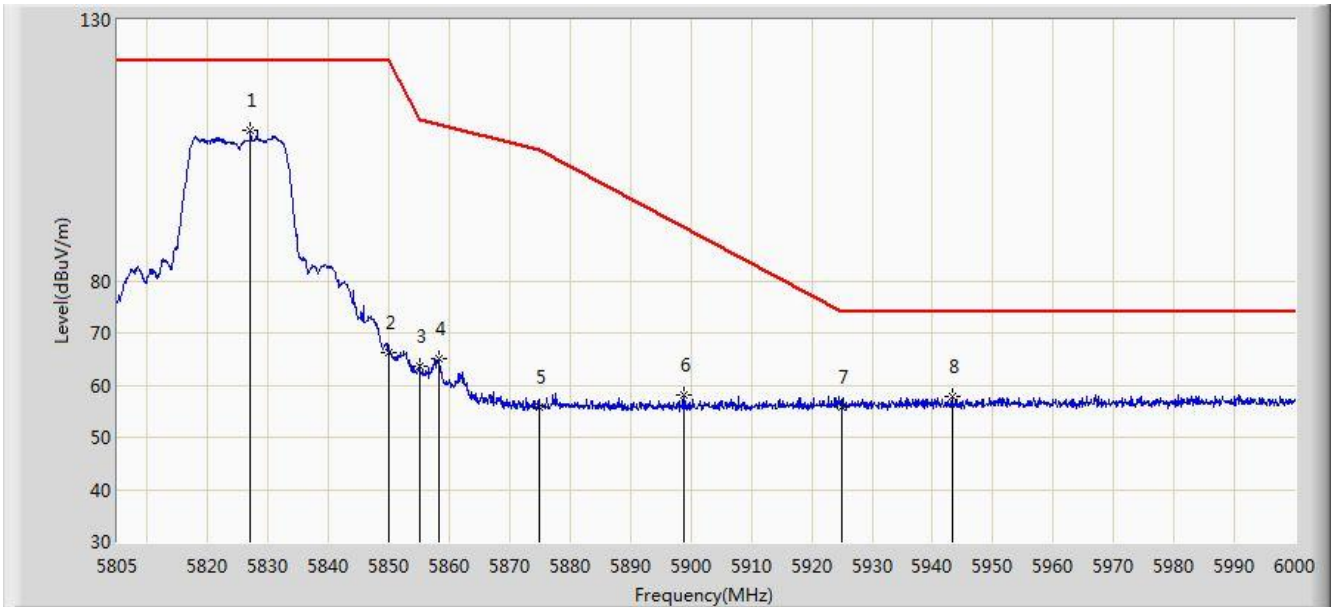


No	Flag	Mark	Frequency (MHz)	Measure Level (dBuV/m)	Reading Level (dBuV)	Margin (dB)	Limit (dBuV/m)	Factor (dB)	Type
1		*	5830.350	95.328	89.523	N/A	N/A	5.806	AV
2			5925.000	43.812	37.631	-10.188	54.000	6.182	AV

Note: Measure Level (dB μ V/m) = Reading Level (dB μ V) + Factor (dB)

Factor (dB) = Cable Loss (dB) + Antenna Factor (dB) (dB/m) - Pre_Amplifier Gain (dB)

Site: AC1	Time: 2017/08/02 - 13:35
Limit: FCC_Part15.407_RE(3m)	Engineer: Kevin Ker
Probe: BBHA9120D_1GHz_18GHz	Polarity: Vertical
EUT: AC220i Wi-Fi AP ID omni antenna US	Power: AC 120V/60Hz
Test Mode: Transmit by 802.11a at channel 5825MHz Ant 2	

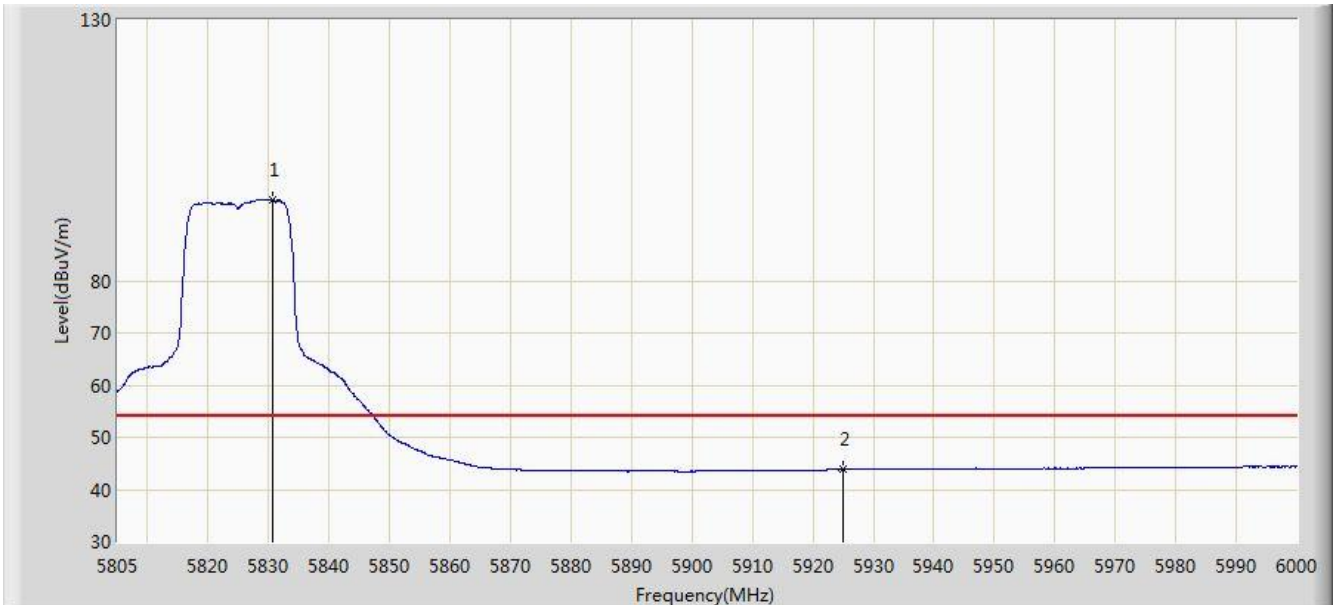


No	Flag	Mark	Frequency (MHz)	Measure Level (dBuV/m)	Reading Level (dBuV)	Margin (dB)	Limit (dBuV/m)	Factor (dB)	Type
1		*	5827.035	108.784	102.992	N/A	N/A	5.791	PK
2			5850.000	66.153	60.269	-56.047	122.200	5.884	PK
3			5855.000	63.502	57.598	-47.298	110.800	5.904	PK
4			5858.235	65.024	59.107	-44.869	109.893	5.917	PK
5			5875.000	55.933	49.949	-49.267	105.200	5.985	PK
6			5898.795	58.086	52.005	-32.233	90.319	6.081	PK
7			5925.000	55.785	49.604	-18.215	74.000	6.182	PK
8			5943.255	57.850	51.598	-16.150	74.000	6.252	PK

Note: Measure Level (dBuV/m) = Reading Level (dBuV) + Factor (dB)

Factor (dB) = Cable Loss (dB) + Antenna Factor (dB) (dB/m) - Pre_Amplifier Gain (dB)

Site: AC1	Time: 2017/08/02 - 13:36
Limit: FCC_Part15.209_RE(3m)	Engineer: Kevin Ker
Probe: BBHA9120D_1GHz_18GHz	Polarity: Vertical
EUT: AC220i Wi-Fi AP ID omni antenna US	Power: AC 120V/60Hz
Test Mode: Transmit by 802.11a at channel 5825MHz Ant 2	

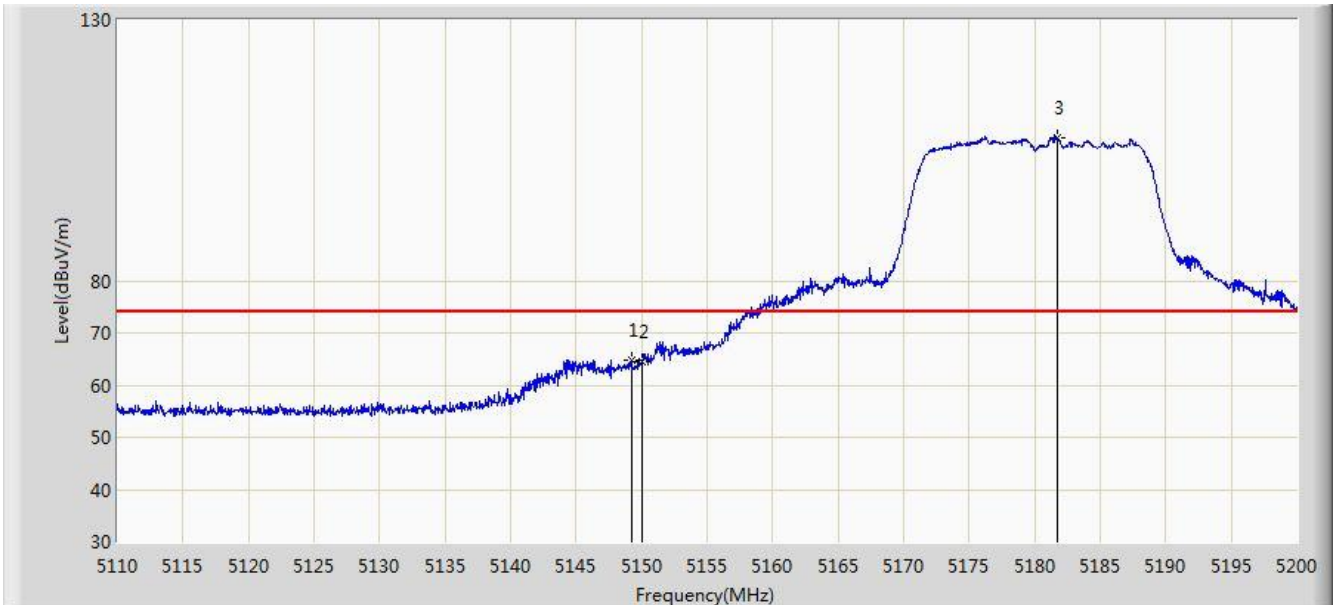


No	Flag	Mark	Frequency (MHz)	Measure Level (dBuV/m)	Reading Level (dBuV)	Margin (dB)	Limit (dBuV/m)	Factor (dB)	Type
1		*	5830.643	95.407	89.601	N/A	N/A	5.806	AV
2			5925.000	43.812	37.631	-10.188	54.000	6.182	AV

Note: Measure Level (dB μ V/m) = Reading Level (dB μ V) + Factor (dB)

Factor (dB) = Cable Loss (dB) + Antenna Factor (dB) (dB/m) - Pre_Amplifier Gain (dB)

Site: AC1	Time: 2017/08/02 - 13:37
Limit: FCC_Part15.209_RE(3m)	Engineer: Kevin Ker
Probe: BBHA9120D_1GHz_18GHz	Polarity: Horizontal
EUT: AC220i Wi-Fi AP ID omni antenna US	Power: AC 120V/60Hz
Test Mode: Transmit by 802.11n-HT20 at channel 5180MHz Ant 2	

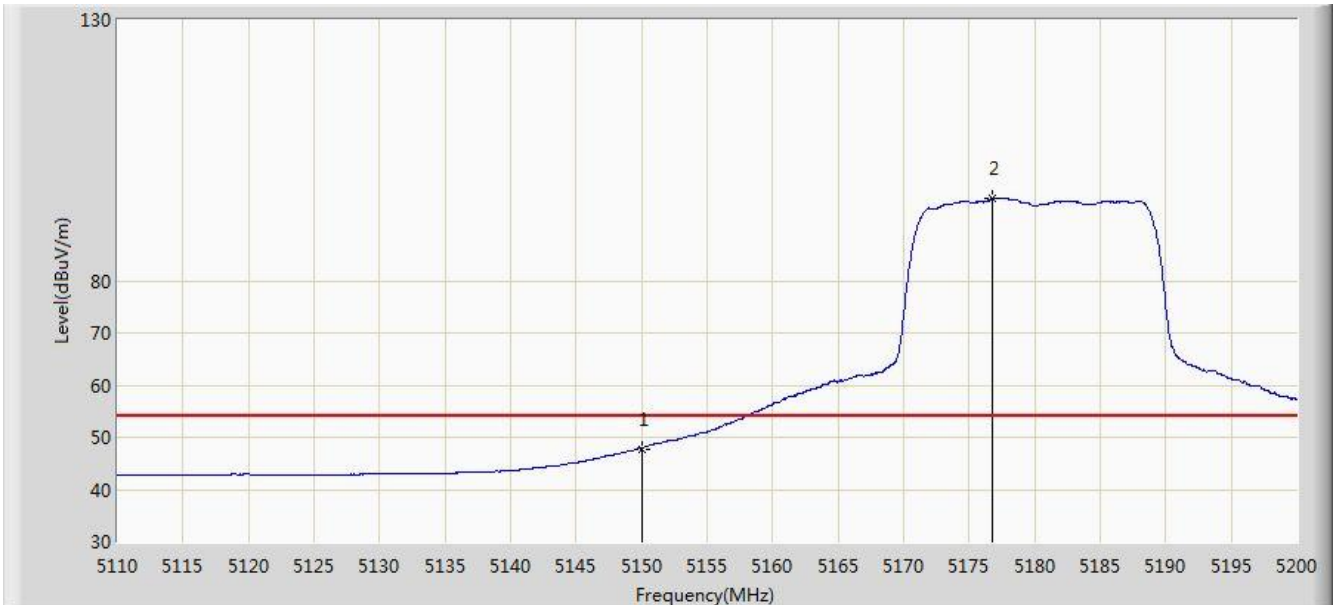


No	Flag	Mark	Frequency (MHz)	Measure Level (dBuV/m)	Reading Level (dBuV)	Margin (dB)	Limit (dBuV/m)	Factor (dB)	Type
1			5149.240	64.736	60.893	-9.264	74.000	3.843	PK
2			5150.000	64.436	60.592	-9.564	74.000	3.844	PK
3		*	5181.685	107.516	103.625	N/A	N/A	3.891	PK

Note: Measure Level (dB μ V/m) = Reading Level (dB μ V) + Factor (dB)

Factor (dB) = Cable Loss (dB) + Antenna Factor (dB) (dB/m) - Pre_Amplifier Gain (dB)

Site: AC1	Time: 2017/08/02 - 13:38
Limit: FCC_Part15.209_RE(3m)	Engineer: Kevin Ker
Probe: BBHA9120D_1GHz_18GHz	Polarity: Horizontal
EUT: AC220i Wi-Fi AP ID omni antenna US	Power: AC 120V/60Hz
Test Mode: Transmit by 802.11n-HT20 at channel 5180MHz Ant 2	

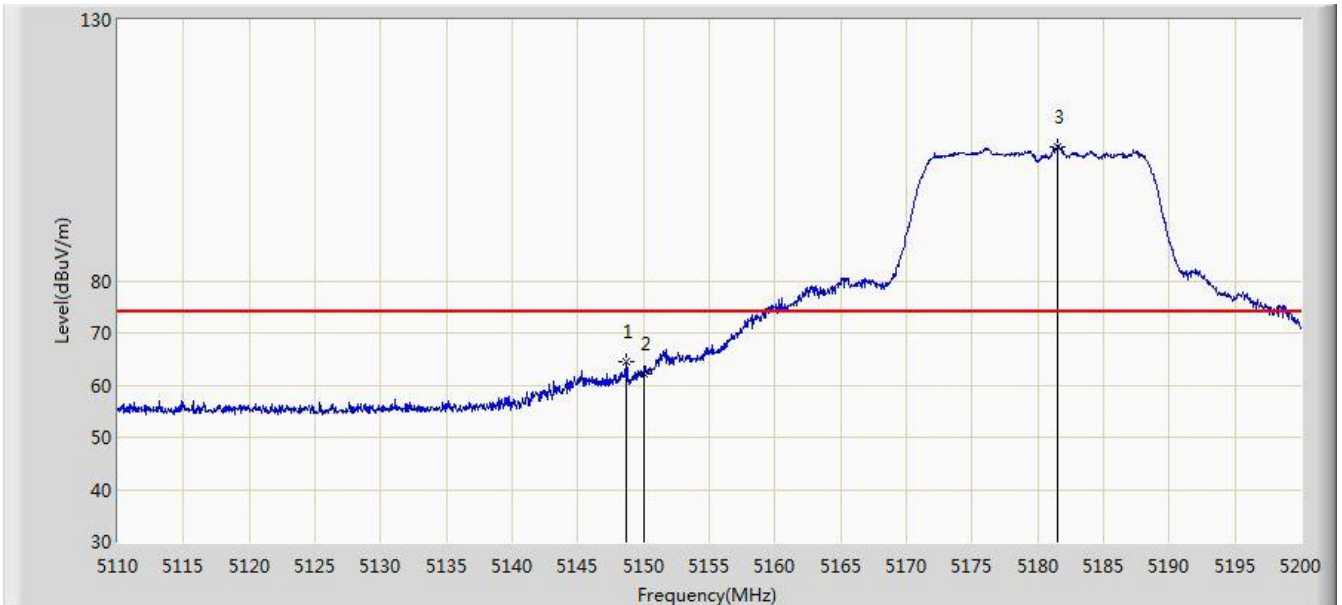


No	Flag	Mark	Frequency (MHz)	Measure Level (dBuV/m)	Reading Level (dBuV)	Margin (dB)	Limit (dBuV/m)	Factor (dB)	Type
1			5150.000	47.813	43.969	-6.187	54.000	3.844	AV
2		*	5176.735	95.709	91.825	N/A	N/A	3.885	AV

Note: Measure Level (dB μ V/m) = Reading Level (dB μ V) + Factor (dB)

Factor (dB) = Cable Loss (dB) + Antenna Factor (dB) (dB/m) - Pre_Amplifier Gain (dB)

Site: AC1	Time: 2017/08/02 - 13:39
Limit: FCC_Part15.209_RE(3m)	Engineer: Kevin Ker
Probe: BBHA9120D_1GHz_18GHz	Polarity: Vertical
EUT: AC220i Wi-Fi AP ID omni antenna US	Power: AC 120V/60Hz
Test Mode: Transmit by 802.11n-HT20 at channel 5180MHz Ant 2	

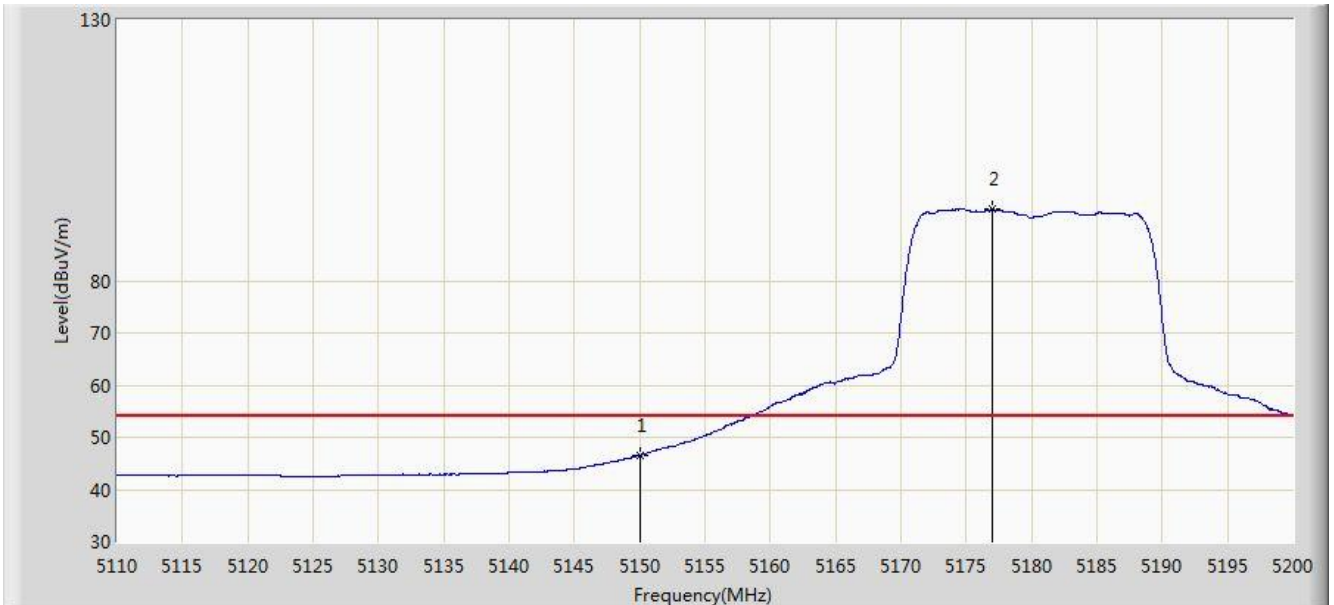


No	Flag	Mark	Frequency (MHz)	Measure Level (dBuV/m)	Reading Level (dBuV)	Margin (dB)	Limit (dBuV/m)	Factor (dB)	Type
1			5148.655	64.462	60.620	-9.538	74.000	3.842	PK
2			5150.000	62.285	58.441	-11.715	74.000	3.844	PK
3		*	5181.460	105.643	101.752	N/A	N/A	3.891	PK

Note: Measure Level (dB μ V/m) = Reading Level (dB μ V) + Factor (dB)

Factor (dB) = Cable Loss (dB) + Antenna Factor (dB) (dB/m) - Pre_Amplifier Gain (dB)

Site: AC1	Time: 2017/08/02 - 13:40
Limit: FCC_Part15.209_RE(3m)	Engineer: Kevin Ker
Probe: BBHA9120D_1GHz_18GHz	Polarity: Vertical
EUT: AC220i Wi-Fi AP ID omni antenna US	Power: AC 120V/60Hz
Test Mode: Transmit by 802.11n-HT20 at channel 5180MHz Ant 2	

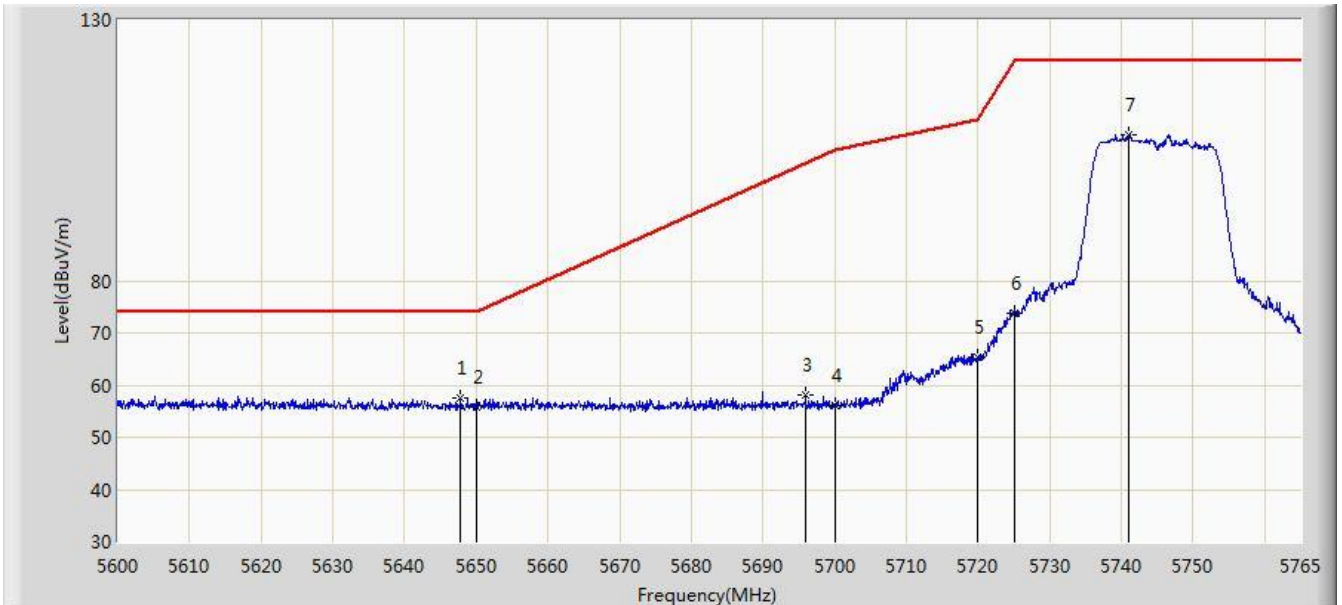


No	Flag	Mark	Frequency (MHz)	Measure Level (dBuV/m)	Reading Level (dBuV)	Margin (dB)	Limit (dBuV/m)	Factor (dB)	Type
1			5150.000	46.635	42.791	-7.365	54.000	3.844	AV
2		*	5177.005	93.670	89.786	N/A	N/A	3.885	AV

Note: Measure Level (dB μ V/m) = Reading Level (dB μ V) + Factor (dB)

Factor (dB) = Cable Loss (dB) + Antenna Factor (dB) (dB/m) - Pre_Amplifier Gain (dB)

Site: AC1	Time: 2017/08/02 - 13:40
Limit: FCC_Part15.407_RE(3m)	Engineer: Kevin Ker
Probe: BBHA9120D_1GHz_18GHz	Polarity: Horizontal
EUT: AC220i Wi-Fi AP ID omni antenna US	Power: AC 120V/60Hz
Test Mode: Transmit by 802.11n-HT20 at channel 5745MHz Ant 2	

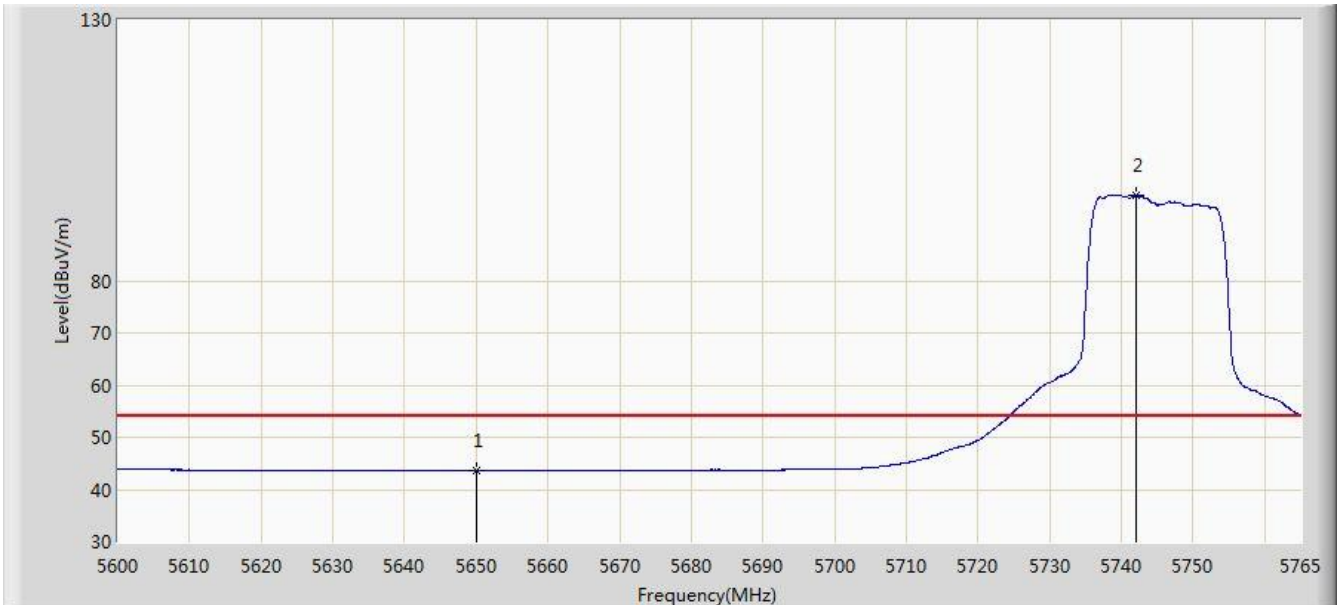


No	Flag	Mark	Frequency (MHz)	Measure Level (dBuV/m)	Reading Level (dBuV)	Margin (dB)	Limit (dBuV/m)	Factor (dB)	Type
1			5647.850	57.669	52.598	-16.331	74.000	5.071	PK
2			5650.000	55.670	50.591	-18.330	74.000	5.078	PK
3			5695.947	58.141	52.879	-44.540	102.681	5.262	PK
4			5700.000	56.210	50.931	-48.990	105.200	5.279	PK
5			5720.000	65.319	59.956	-45.481	110.800	5.363	PK
6			5725.000	73.792	68.408	-48.408	122.200	5.384	PK
7		*	5741.075	107.860	102.408	N/A	N/A	5.451	PK

Note: Measure Level (dB μ V/m) = Reading Level (dB μ V) + Factor (dB)

Factor (dB) = Cable Loss (dB) + Antenna Factor (dB) (dB/m) - Pre_Amplifier Gain (dB)

Site: AC1	Time: 2017/08/02 - 13:42
Limit: FCC_Part15.209_RE(3m)	Engineer: Kevin Ker
Probe: BBHA9120D_1GHz_18GHz	Polarity: Horizontal
EUT: AC220i Wi-Fi AP ID omni antenna US	Power: AC 120V/60Hz
Test Mode: Transmit by 802.11n-HT20 at channel 5745MHz Ant 2	

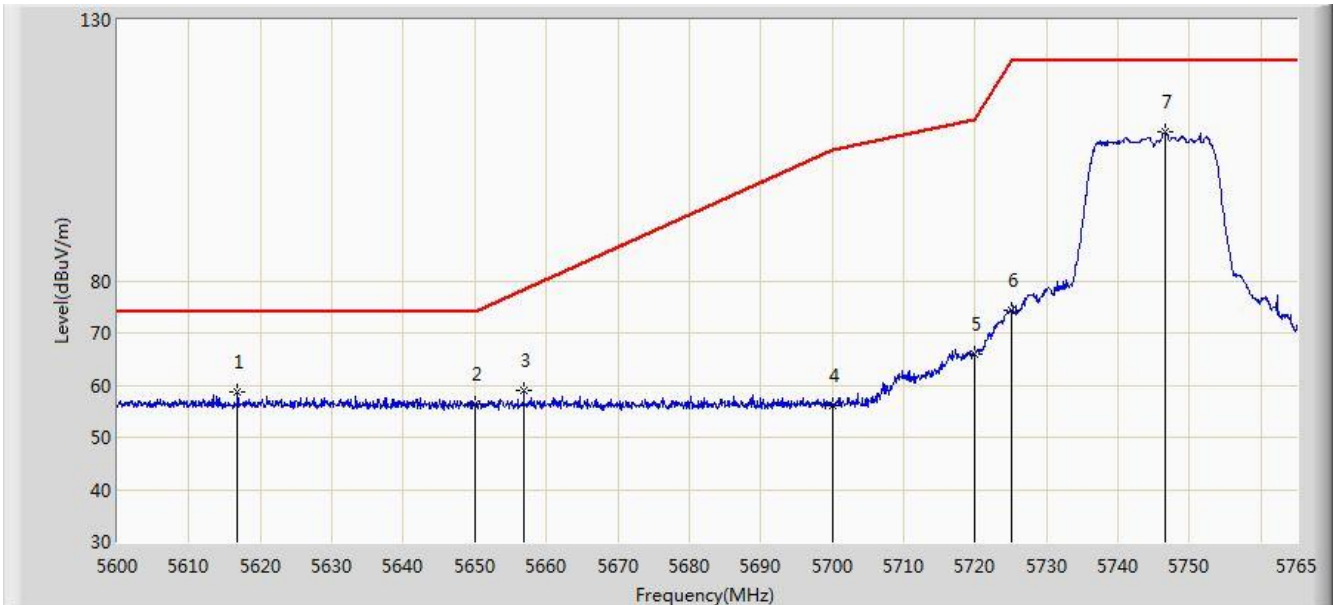


No	Flag	Mark	Frequency (MHz)	Measure Level (dBuV/m)	Reading Level (dBuV)	Margin (dB)	Limit (dBuV/m)	Factor (dB)	Type
1			5650.000	43.666	38.587	-10.334	54.000	5.078	AV
2		*	5742.065	96.366	90.910	N/A	N/A	5.456	AV

Note: Measure Level (dB μ V/m) = Reading Level (dB μ V) + Factor (dB)

Factor (dB) = Cable Loss (dB) + Antenna Factor (dB) (dB/m) - Pre_Amplifier Gain (dB)

Site: AC1	Time: 2017/08/02 - 13:54
Limit: FCC_Part15.407_RE(3m)	Engineer: Kevin Ker
Probe: BBHA9120D_1GHz_18GHz	Polarity: Vertical
EUT: AC220i Wi-Fi AP ID omni antenna US	Power: AC 120V/60Hz
Test Mode: Transmit by 802.11n-HT20 at channel 5745MHz Ant 2	

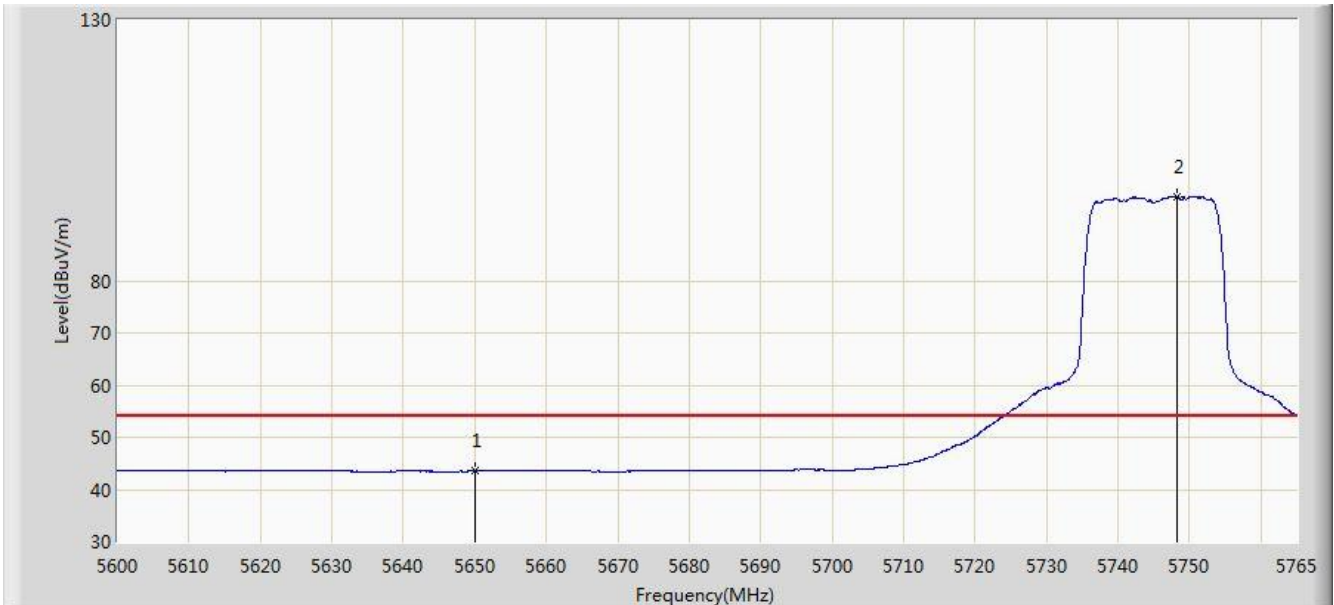


No	Flag	Mark	Frequency (MHz)	Measure Level (dBuV/m)	Reading Level (dBuV)	Margin (dB)	Limit (dBuV/m)	Factor (dB)	Type
1			5616.830	58.563	53.602	-15.437	74.000	4.962	PK
2			5650.000	56.268	51.189	-17.732	74.000	5.078	PK
3			5656.842	59.098	53.994	-19.188	78.286	5.104	PK
4			5700.000	56.079	50.800	-49.121	105.200	5.279	PK
5			5720.000	66.017	60.654	-44.783	110.800	5.363	PK
6			5725.000	74.267	68.883	-47.933	122.200	5.384	PK
7		*	5746.520	108.442	102.968	N/A	N/A	5.474	PK

Note: Measure Level (dBμV/m) = Reading Level (dBμV) + Factor (dB)

Factor (dB) = Cable Loss (dB) + Antenna Factor (dB) (dB/m) - Pre_Amplifier Gain (dB)

Site: AC1	Time: 2017/08/02 - 13:56
Limit: FCC_Part15.209_RE(3m)	Engineer: Kevin Ker
Probe: BBHA9120D_1GHz_18GHz	Polarity: Vertical
EUT: AC220i Wi-Fi AP ID omni antenna US	Power: AC 120V/60Hz
Test Mode: Transmit by 802.11n-HT20 at channel 5745MHz Ant 2	

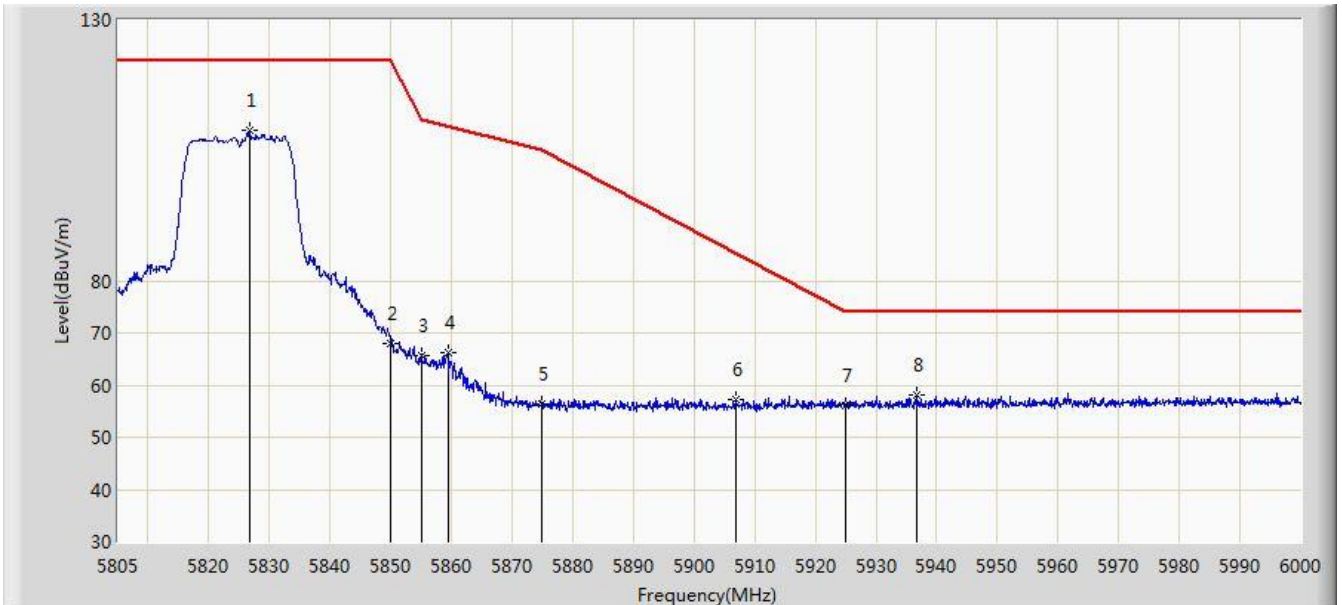


No	Flag	Mark	Frequency (MHz)	Measure Level (dBuV/m)	Reading Level (dBuV)	Margin (dB)	Limit (dBuV/m)	Factor (dB)	Type
1			5650.000	43.530	38.451	-10.470	54.000	5.078	AV
2		*	5748.252	96.082	90.601	N/A	N/A	5.480	AV

Note: Measure Level (dB μ V/m) = Reading Level (dB μ V) + Factor (dB)

Factor (dB) = Cable Loss (dB) + Antenna Factor (dB) (dB/m) - Pre_Amplifier Gain (dB)

Site: AC1	Time: 2017/08/02 - 13:57
Limit: FCC_Part15.407_RE(3m)	Engineer: Kevin Ker
Probe: BBHA9120D_1GHz_18GHz	Polarity: Horizontal
EUT: AC220i Wi-Fi AP ID omni antenna US	Power: AC 120V/60Hz
Test Mode: Transmit by 802.11n-HT20 at channel 5825MHz Ant 2	

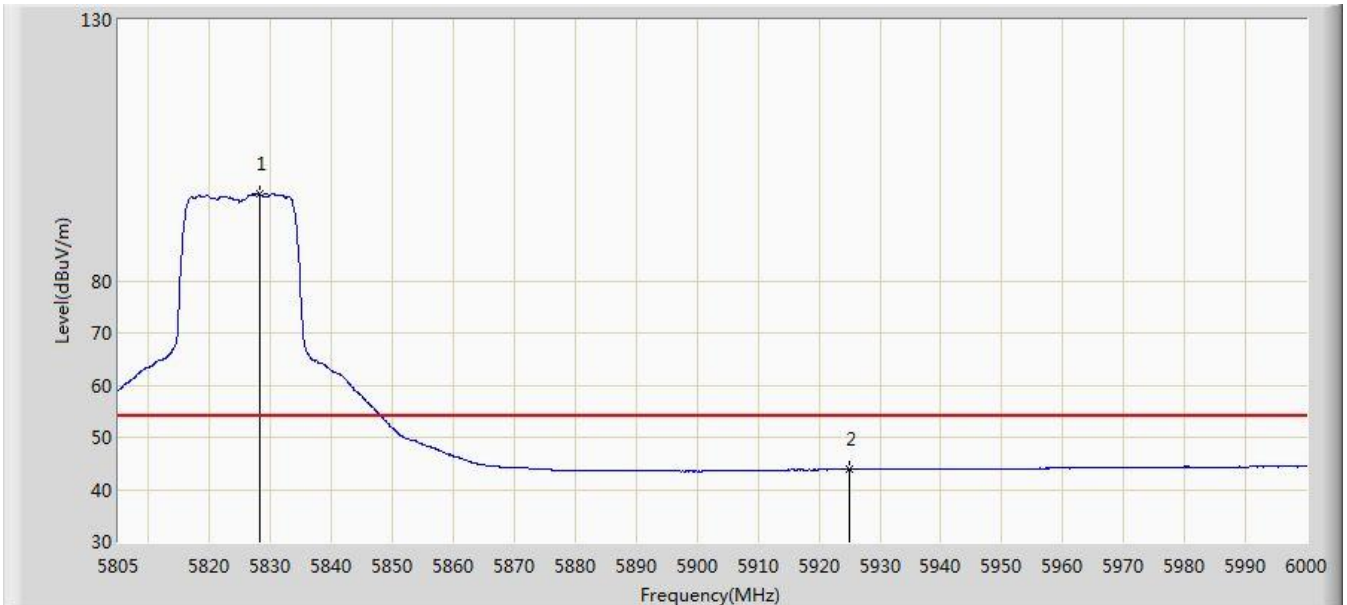


No	Flag	Mark	Frequency (MHz)	Measure Level (dBuV/m)	Reading Level (dBuV)	Margin (dB)	Limit (dBuV/m)	Factor (dB)	Type
1		*	5826.645	108.853	103.063	N/A	N/A	5.791	PK
2			5850.000	68.081	62.197	-54.119	122.200	5.884	PK
3			5855.000	65.605	59.701	-45.195	110.800	5.904	PK
4			5859.600	66.169	60.246	-43.342	109.510	5.922	PK
5			5875.000	56.435	50.451	-48.765	105.200	5.985	PK
6			5906.790	57.179	51.067	-28.154	85.332	6.111	PK
7			5925.000	56.025	49.844	-17.975	74.000	6.182	PK
8			5936.723	57.984	51.757	-16.016	74.000	6.227	PK

Note: Measure Level (dB μ V/m) = Reading Level (dB μ V) + Factor (dB)

Factor (dB) = Cable Loss (dB) + Antenna Factor (dB) (dB/m) - Pre_Amplifier Gain (dB)

Site: AC1	Time: 2017/08/02 - 13:58
Limit: FCC_Part15.209_RE(3m)	Engineer: Kevin Ker
Probe: BBHA9120D_1GHz_18GHz	Polarity: Horizontal
EUT: AC220i Wi-Fi AP ID omni antenna US	Power: AC 120V/60Hz
Test Mode: Transmit by 802.11n-HT20 at channel 5825MHz Ant 2	

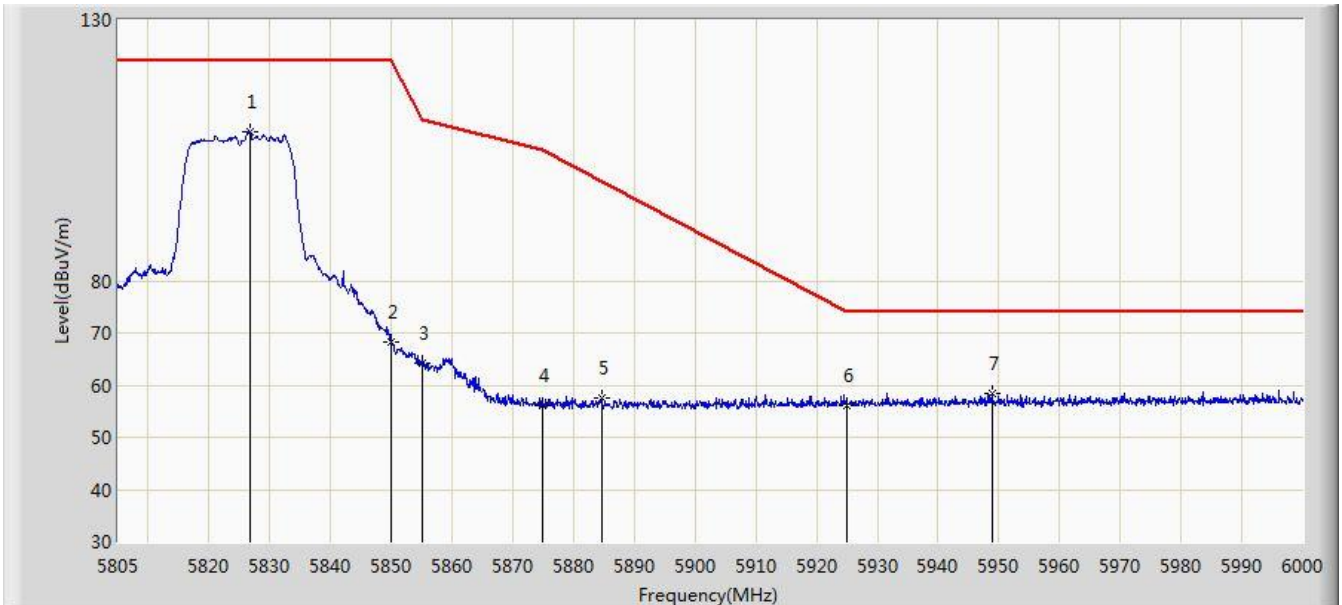


No	Flag	Mark	Frequency (MHz)	Measure Level (dBuV/m)	Reading Level (dBuV)	Margin (dB)	Limit (dBuV/m)	Factor (dB)	Type
1		*	5828.205	96.649	90.853	N/A	N/A	5.796	AV
2			5925.000	43.849	37.668	-10.151	54.000	6.182	AV

Note: Measure Level (dBuV/m) = Reading Level (dBuV) + Factor (dB)

Factor (dB) = Cable Loss (dB) + Antenna Factor (dB) (dB/m) - Pre_Amplifier Gain (dB)

Site: AC1	Time: 2017/08/02 - 13:59
Limit: FCC_Part15.407_RE(3m)	Engineer: Kevin Ker
Probe: BBHA9120D_1GHz_18GHz	Polarity: Vertical
EUT: AC220i Wi-Fi AP ID omni antenna US	Power: AC 120V/60Hz
Test Mode: Transmit by 802.11n-HT20 at channel 5825MHz Ant 2	

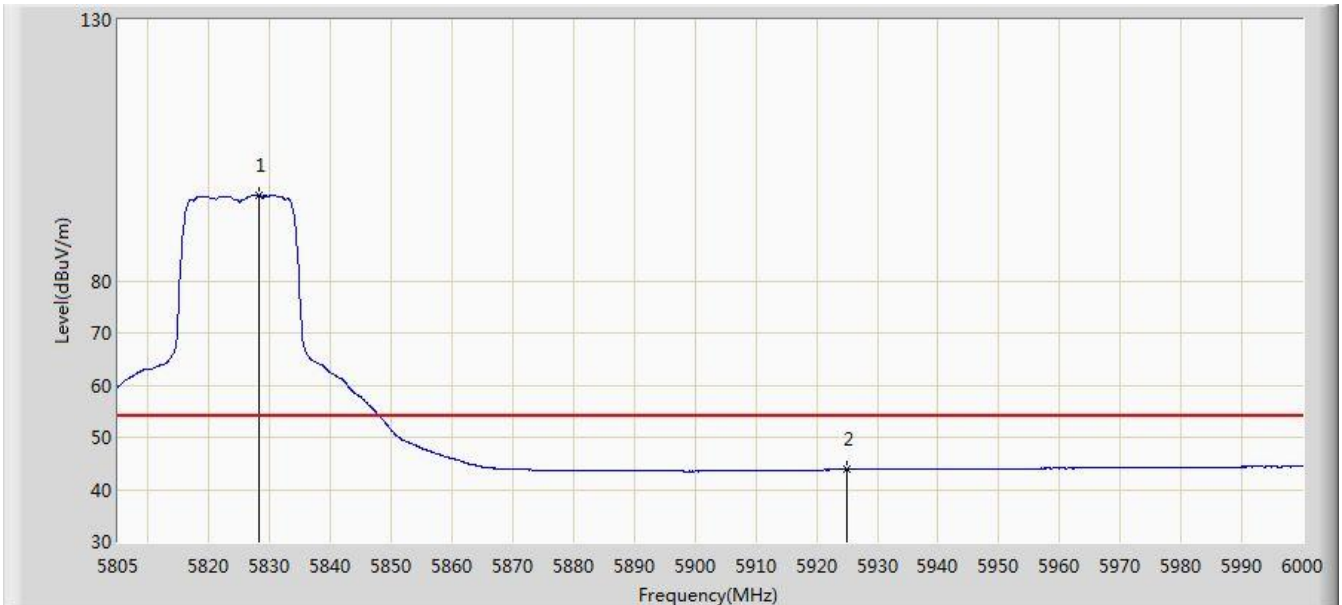


No	Flag	Mark	Frequency (MHz)	Measure Level (dBuV/m)	Reading Level (dBuV)	Margin (dB)	Limit (dBuV/m)	Factor (dB)	Type
1		*	5826.743	108.479	102.689	N/A	N/A	5.791	PK
2			5850.000	68.319	62.435	-53.881	122.200	5.884	PK
3			5855.000	64.233	58.329	-46.567	110.800	5.904	PK
4			5875.000	56.214	50.230	-48.986	105.200	5.985	PK
5			5884.560	57.514	51.491	-41.700	99.214	6.023	PK
6			5925.000	56.212	50.031	-17.788	74.000	6.182	PK
7			5948.812	58.537	52.264	-15.463	74.000	6.273	PK

Note: Measure Level (dB μ V/m) = Reading Level (dB μ V) + Factor (dB)

Factor (dB) = Cable Loss (dB) + Antenna Factor (dB) (dB/m) - Pre_Amplifier Gain (dB)

Site: AC1	Time: 2017/08/02 - 14:00
Limit: FCC_Part15.209_RE(3m)	Engineer: Kevin Ker
Probe: BBHA9120D_1GHz_18GHz	Polarity: Vertical
EUT: AC220i Wi-Fi AP ID omni antenna US	Power: AC 120V/60Hz
Test Mode: Transmit by 802.11n-HT20 at channel 5825MHz Ant 2	

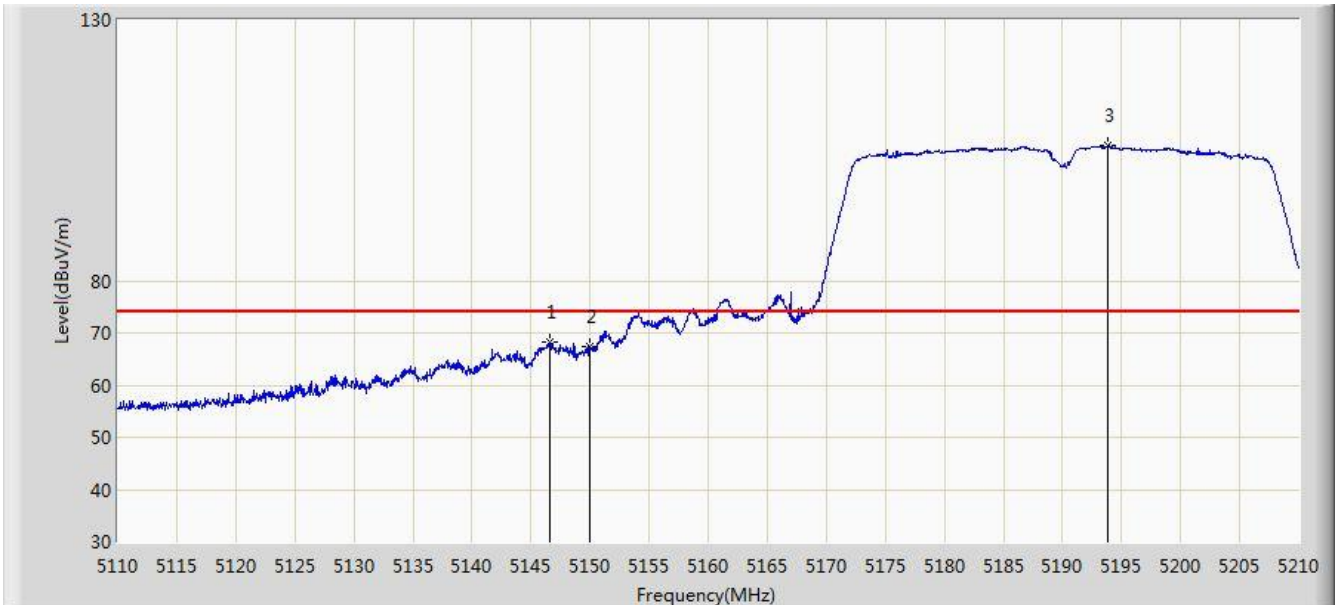


No	Flag	Mark	Frequency (MHz)	Measure Level (dBuV/m)	Reading Level (dBuV)	Margin (dB)	Limit (dBuV/m)	Factor (dB)	Type
1		*	5828.205	96.404	90.608	N/A	N/A	5.796	AV
2			5925.000	43.842	37.661	-10.158	54.000	6.182	AV

Note: Measure Level (dBμV/m) = Reading Level (dBμV) + Factor (dB)

Factor (dB) = Cable Loss (dB) + Antenna Factor (dB) (dB/m) - Pre_Amplifier Gain (dB)

Site: AC1	Time: 2017/08/02 - 14:01
Limit: FCC_Part15.209_RE(3m)	Engineer: Kevin Ker
Probe: BBHA9120D_1GHz_18GHz	Polarity: Horizontal
EUT: AC220i Wi-Fi AP ID omni antenna US	Power: AC 120V/60Hz
Test Mode: Transmit by 802.11n-HT40 at channel 5190MHz Ant 2	

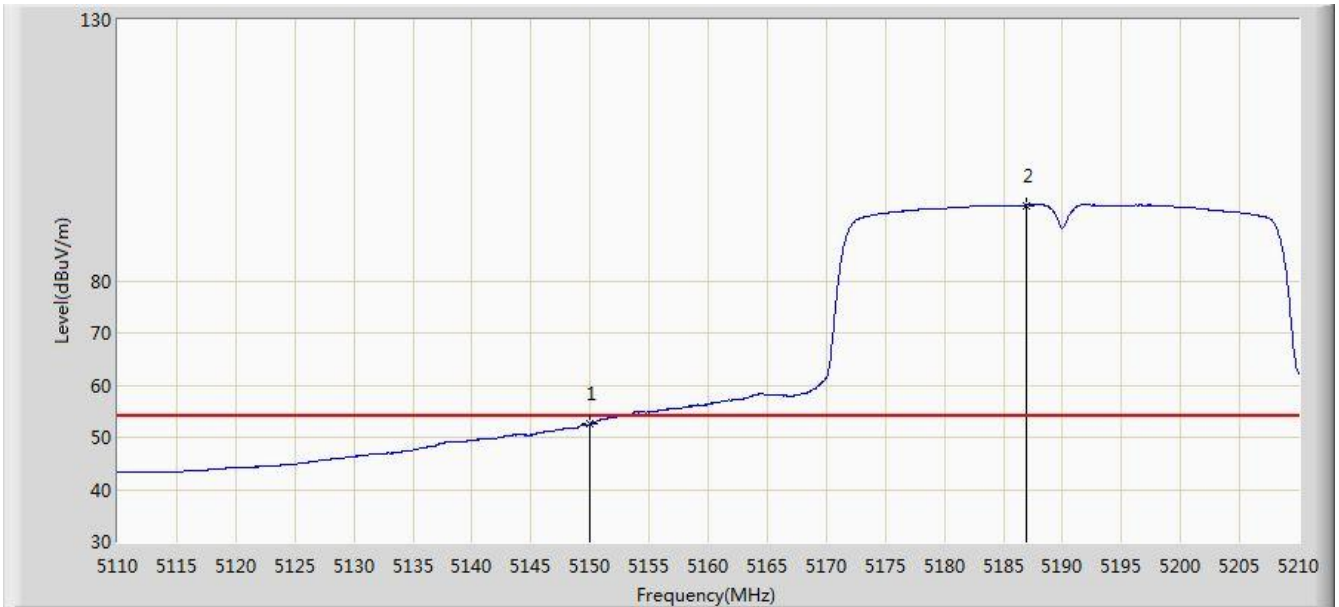


No	Flag	Mark	Frequency (MHz)	Measure Level (dBuV/m)	Reading Level (dBuV)	Margin (dB)	Limit (dBuV/m)	Factor (dB)	Type
1			5146.550	68.121	64.284	-5.879	74.000	3.838	PK
2			5150.000	67.296	63.452	-6.704	74.000	3.844	PK
3		*	5193.800	105.998	102.089	N/A	N/A	3.909	PK

Note: Measure Level (dB μ V/m) = Reading Level (dB μ V) + Factor (dB)

Factor (dB) = Cable Loss (dB) + Antenna Factor (dB) (dB/m) - Pre_Amplifier Gain (dB)

Site: AC1	Time: 2017/08/02 - 14:03
Limit: FCC_Part15.209_RE(3m)	Engineer: Kevin Ker
Probe: BBHA9120D_1GHz_18GHz	Polarity: Horizontal
EUT: AC220i Wi-Fi AP ID omni antenna US	Power: AC 120V/60Hz
Test Mode: Transmit by 802.11n-HT40 at channel 5190MHz Ant 2	

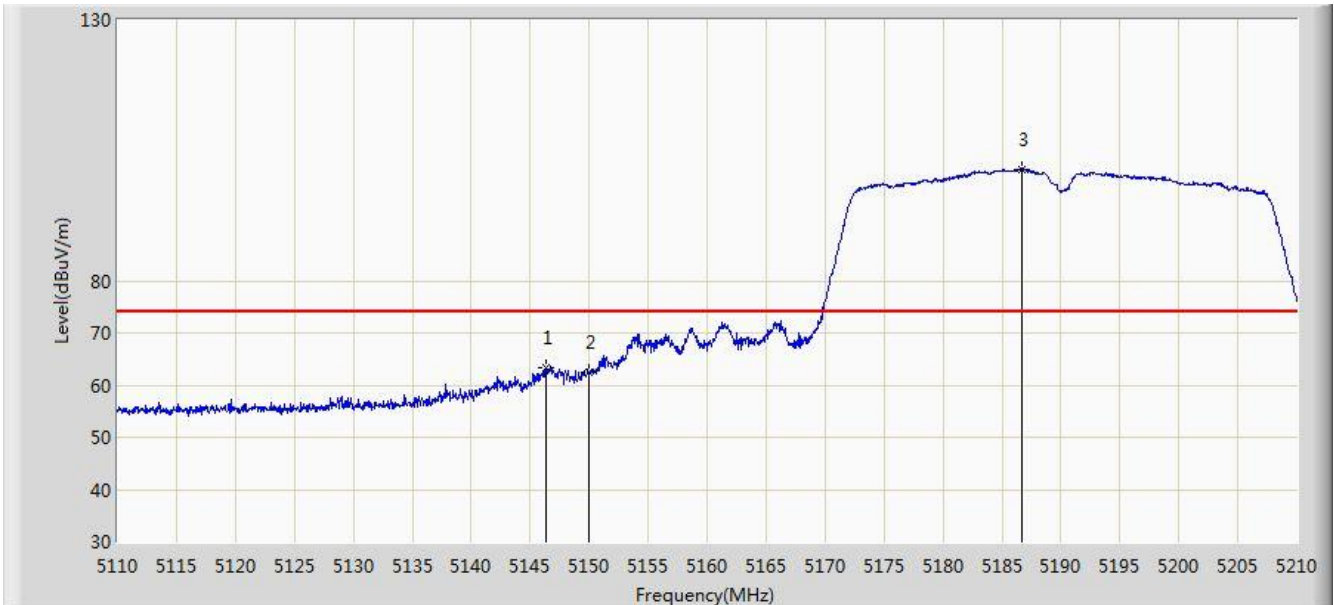


No	Flag	Mark	Frequency (MHz)	Measure Level (dBuV/m)	Reading Level (dBuV)	Margin (dB)	Limit (dBuV/m)	Factor (dB)	Type
1			5150.000	52.532	48.688	-1.468	54.000	3.844	AV
2		*	5186.950	94.474	90.575	N/A	N/A	3.899	AV

Note: Measure Level (dB μ V/m) = Reading Level (dB μ V) + Factor (dB)

Factor (dB) = Cable Loss (dB) + Antenna Factor (dB) (dB/m) - Pre_Amplifier Gain (dB)

Site: AC1	Time: 2017/08/02 - 14:05
Limit: FCC_Part15.209_RE(3m)	Engineer: Kevin Ker
Probe: BBHA9120D_1GHz_18GHz	Polarity: Vertical
EUT: AC220i Wi-Fi AP ID omni antenna US	Power: AC 120V/60Hz
Test Mode: Transmit by 802.11n-HT40 at channel 5190MHz Ant 2	

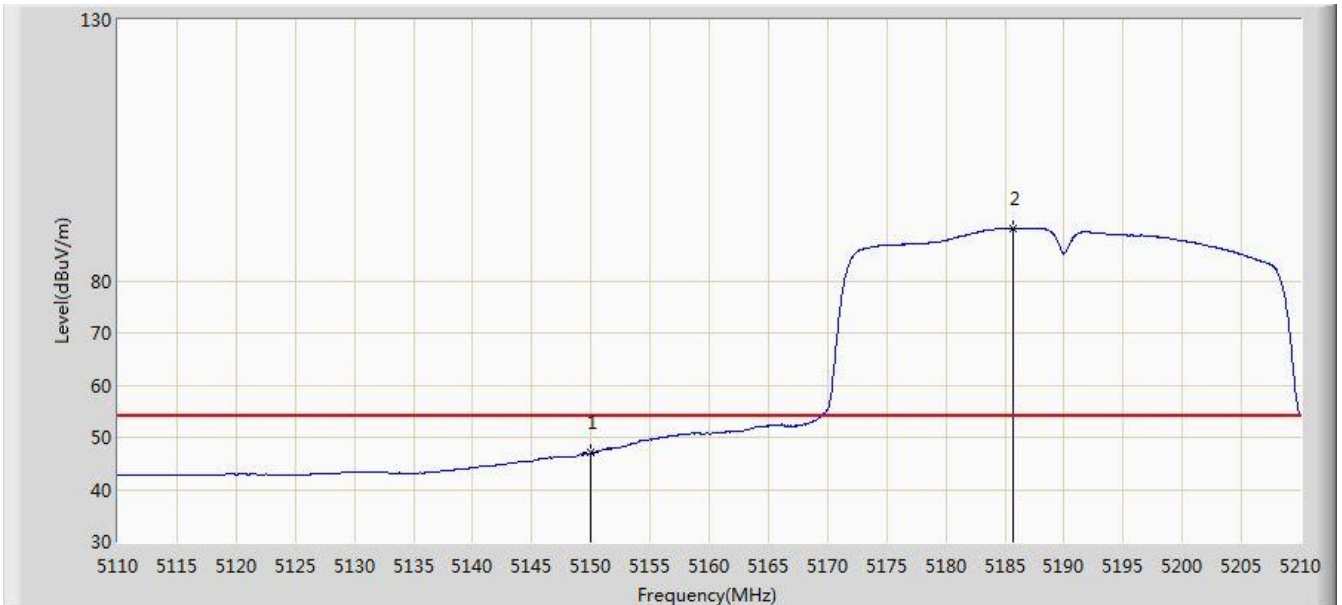


No	Flag	Mark	Frequency (MHz)	Measure Level (dBuV/m)	Reading Level (dBuV)	Margin (dB)	Limit (dBuV/m)	Factor (dB)	Type
1			5146.300	63.460	59.623	-10.540	74.000	3.837	PK
2			5150.000	62.424	58.580	-11.576	74.000	3.844	PK
3		*	5186.750	101.404	97.505	N/A	N/A	3.899	PK

Note: Measure Level (dB μ V/m) = Reading Level (dB μ V) + Factor (dB)

Factor (dB) = Cable Loss (dB) + Antenna Factor (dB) (dB/m) - Pre_Amplifier Gain (dB)

Site: AC1	Time: 2017/08/02 - 14:06
Limit: FCC_Part15.209_RE(3m)	Engineer: Kevin Ker
Probe: BBHA9120D_1GHz_18GHz	Polarity: Vertical
EUT: AC220i Wi-Fi AP ID omni antenna US	Power: AC 120V/60Hz
Test Mode: Transmit by 802.11n-HT40 at channel 5190MHz Ant 2	

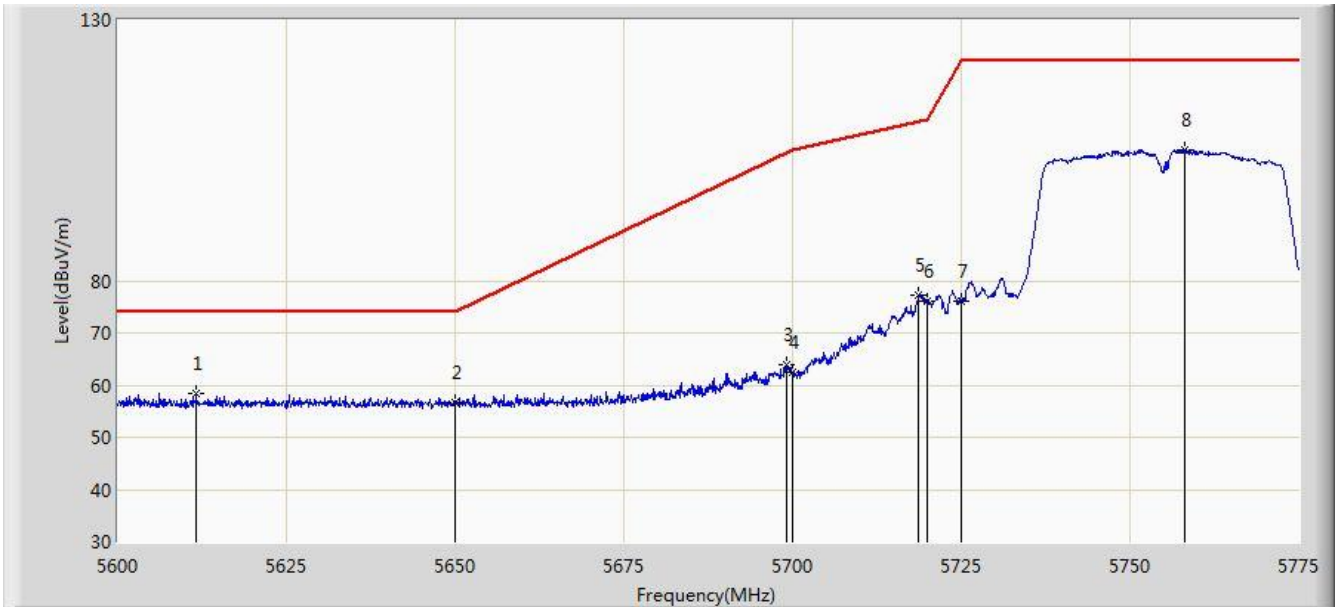


No	Flag	Mark	Frequency (MHz)	Measure Level (dBuV/m)	Reading Level (dBuV)	Margin (dB)	Limit (dBuV/m)	Factor (dB)	Type
1			5150.000	46.958	43.114	-7.042	54.000	3.844	AV
2		*	5185.700	89.943	86.046	N/A	N/A	3.897	AV

Note: Measure Level (dB μ V/m) = Reading Level (dB μ V) + Factor (dB)

Factor (dB) = Cable Loss (dB) + Antenna Factor (dB) (dB/m) - Pre_Amplifier Gain (dB)

Site: AC1	Time: 2017/08/02 - 14:06
Limit: FCC_Part15.407_RE(3m)	Engineer: Kevin Ker
Probe: BBHA9120D_1GHz_18GHz	Polarity: Horizontal
EUT: AC220i Wi-Fi AP ID omni antenna US	Power: AC 120V/60Hz
Test Mode: Transmit by 802.11n-HT40 at channel 5755MHz Ant 2	

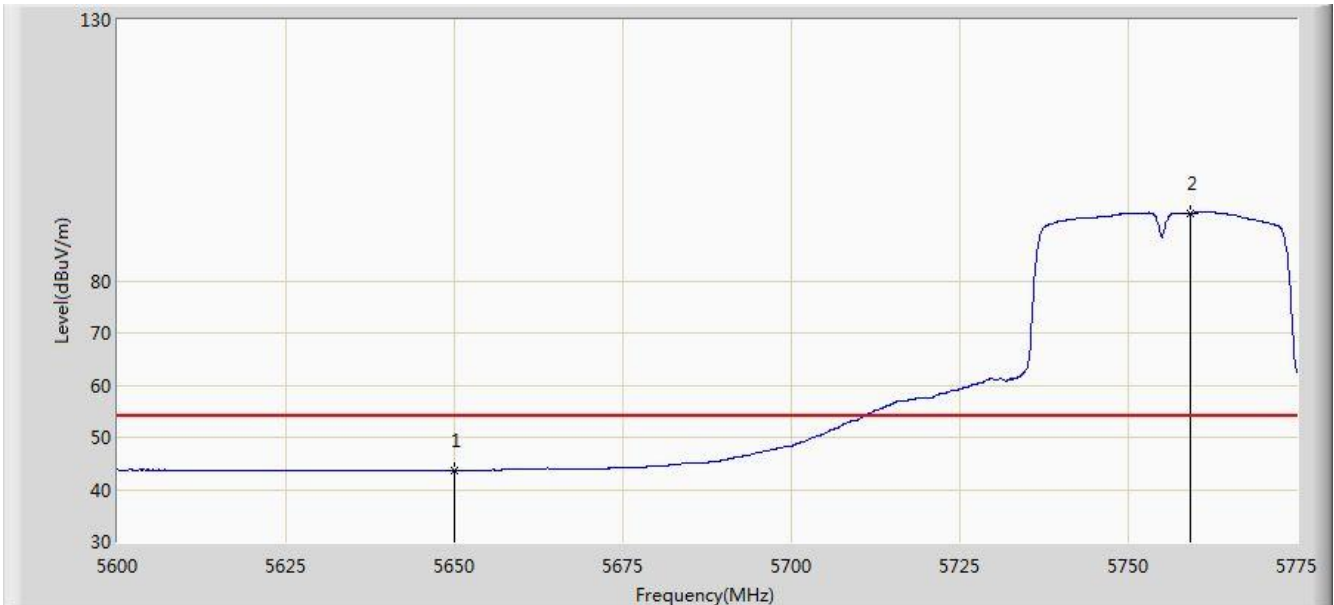


No	Flag	Mark	Frequency (MHz)	Measure Level (dBuV/m)	Reading Level (dBuV)	Margin (dB)	Limit (dBuV/m)	Factor (dB)	Type
1		*	5611.638	58.267	53.324	-15.733	74.000	4.942	PK
2			5650.000	56.678	51.599	-17.322	74.000	5.078	PK
3			5699.138	63.995	58.720	-40.669	104.664	5.275	PK
4			5700.000	62.422	57.143	-42.778	105.200	5.279	PK
5			5718.737	77.195	71.837	-33.252	110.447	5.358	PK
6			5720.000	76.213	70.850	-34.587	110.800	5.363	PK
7			5725.000	76.084	70.700	-46.116	122.200	5.384	PK
8			5758.025	105.057	99.537	N/A	N/A	5.520	PK

Note: Measure Level (dBuV/m) = Reading Level (dBuV) + Factor (dB)

Factor (dB) = Cable Loss (dB) + Antenna Factor (dB) (dB/m) - Pre_Amplifier Gain (dB)

Site: AC1	Time: 2017/08/02 - 14:08
Limit: FCC_Part15.209_RE(3m)	Engineer: Kevin Ker
Probe: BBHA9120D_1GHz_18GHz	Polarity: Horizontal
EUT: AC220i Wi-Fi AP ID omni antenna US	Power: AC 120V/60Hz
Test Mode: Transmit by 802.11n-HT40 at channel 5755MHz Ant 2	

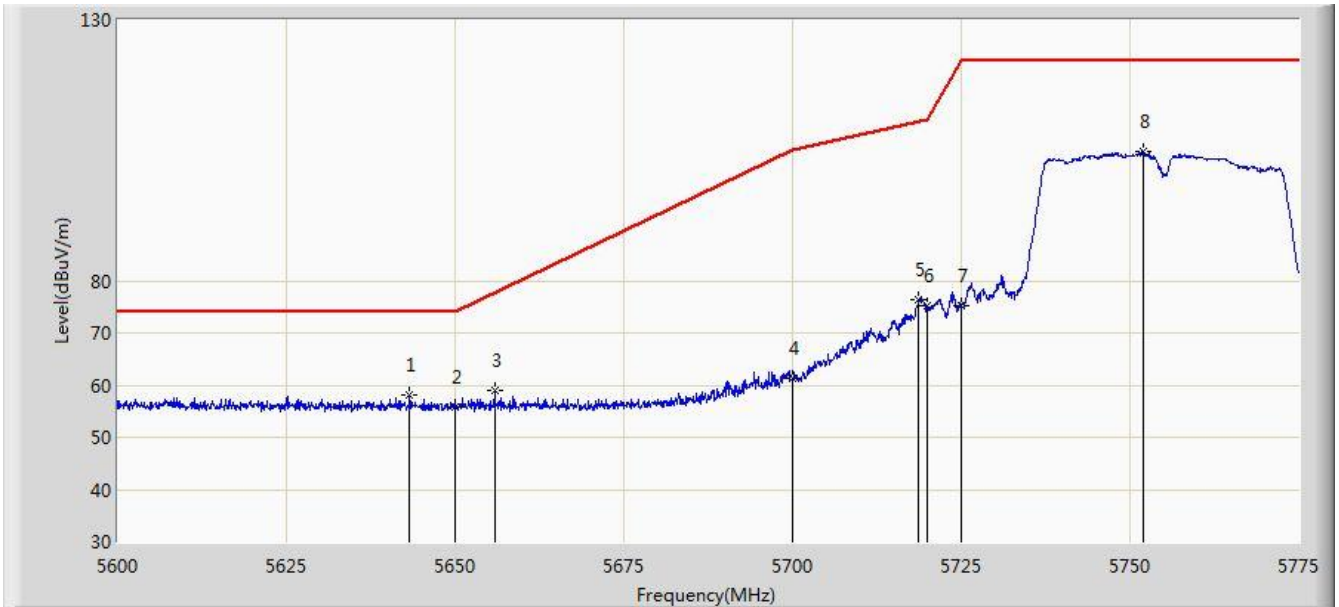


No	Flag	Mark	Frequency (MHz)	Measure Level (dBuV/m)	Reading Level (dBuV)	Margin (dB)	Limit (dBuV/m)	Factor (dB)	Type
1			5650.000	43.708	38.629	-10.292	54.000	5.078	AV
2		*	5759.163	92.922	87.397	N/A	N/A	5.525	AV

Note: Measure Level (dB μ V/m) = Reading Level (dB μ V) + Factor (dB)

Factor (dB) = Cable Loss (dB) + Antenna Factor (dB) (dB/m) - Pre_Amplifier Gain (dB)

Site: AC1	Time: 2017/08/02 - 14:09
Limit: FCC_Part15.407_RE(3m)	Engineer: Kevin Ker
Probe: BBHA9120D_1GHz_18GHz	Polarity: Vertical
EUT: AC220i Wi-Fi AP ID omni antenna US	Power: AC 120V/60Hz
Test Mode: Transmit by 802.11n-HT40 at channel 5755MHz Ant 2	

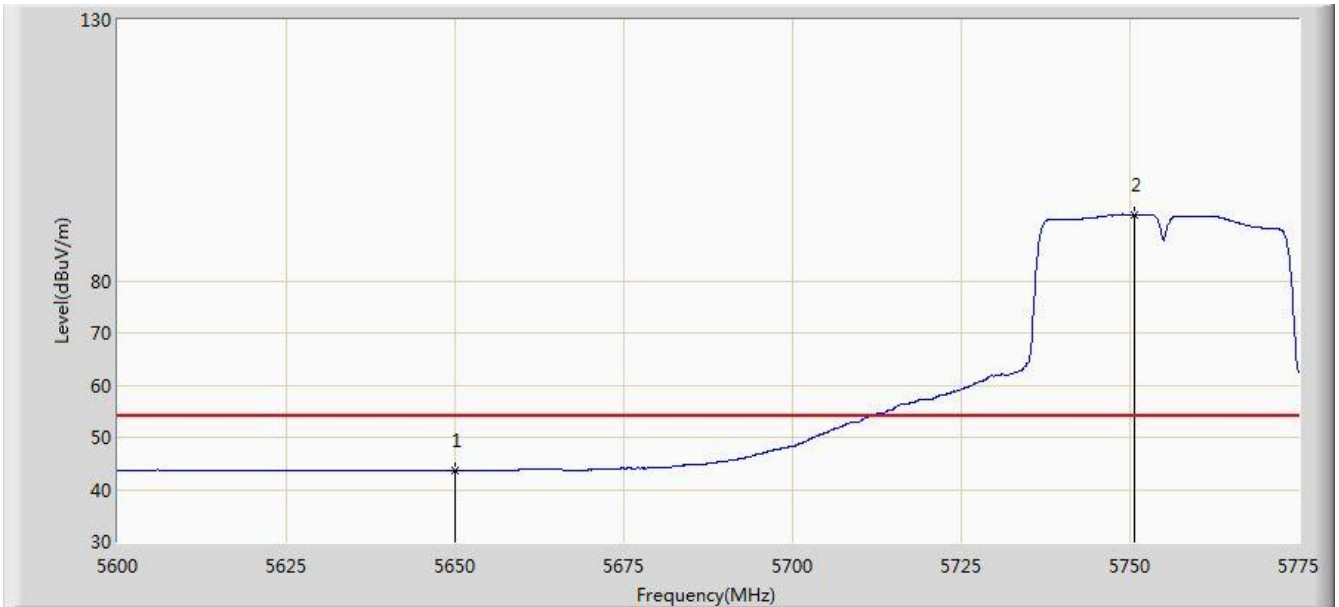


No	Flag	Mark	Frequency (MHz)	Measure Level (dBuV/m)	Reading Level (dBuV)	Margin (dB)	Limit (dBuV/m)	Factor (dB)	Type
1		*	5643.225	58.111	53.057	-15.889	74.000	5.055	PK
2			5650.000	55.823	50.744	-18.177	74.000	5.078	PK
3			5655.825	58.896	53.796	-18.753	77.649	5.100	PK
4			5700.000	61.295	56.016	-43.905	105.200	5.279	PK
5			5718.737	76.501	71.143	-33.946	110.447	5.358	PK
6			5720.000	75.257	69.894	-35.543	110.800	5.363	PK
7			5725.000	75.194	69.810	-47.006	122.200	5.384	PK
8			5751.987	104.700	99.204	N/A	N/A	5.495	PK

Note: Measure Level (dBuV/m) = Reading Level (dBuV) + Factor (dB)

Factor (dB) = Cable Loss (dB) + Antenna Factor (dB) (dB/m) - Pre_Amplifier Gain (dB)

Site: AC1	Time: 2017/08/02 - 14:11
Limit: FCC_Part15.209_RE(3m)	Engineer: Kevin Ker
Probe: BBHA9120D_1GHz_18GHz	Polarity: Vertical
EUT: AC220i Wi-Fi AP ID omni antenna US	Power: AC 120V/60Hz
Test Mode: Transmit by 802.11n-HT40 at channel 5755MHz Ant 2	

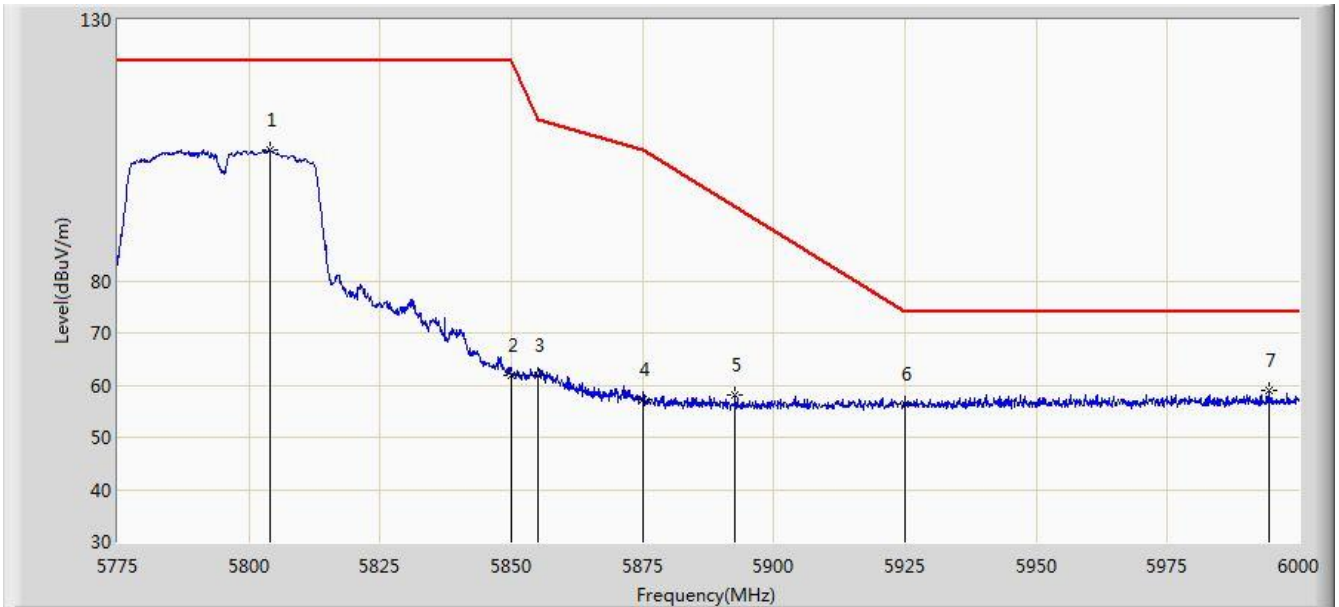


No	Flag	Mark	Frequency (MHz)	Measure Level (dBuV/m)	Reading Level (dBuV)	Margin (dB)	Limit (dBuV/m)	Factor (dB)	Type
1			5650.000	43.707	38.628	-10.293	54.000	5.078	AV
2		*	5750.675	92.661	87.171	N/A	N/A	5.490	AV

Note: Measure Level (dB μ V/m) = Reading Level (dB μ V) + Factor (dB)

Factor (dB) = Cable Loss (dB) + Antenna Factor (dB) (dB/m) - Pre_Amplifier Gain (dB)

Site: AC1	Time: 2017/08/02 - 14:11
Limit: FCC_Part15.407_RE(3m)	Engineer: Kevin Ker
Probe: BBHA9120D_1GHz_18GHz	Polarity: Horizontal
EUT: AC220i Wi-Fi AP ID omni antenna US	Power: AC 120V/60Hz
Test Mode: Transmit by 802.11n-HT40 at channel 5795MHz Ant 2	

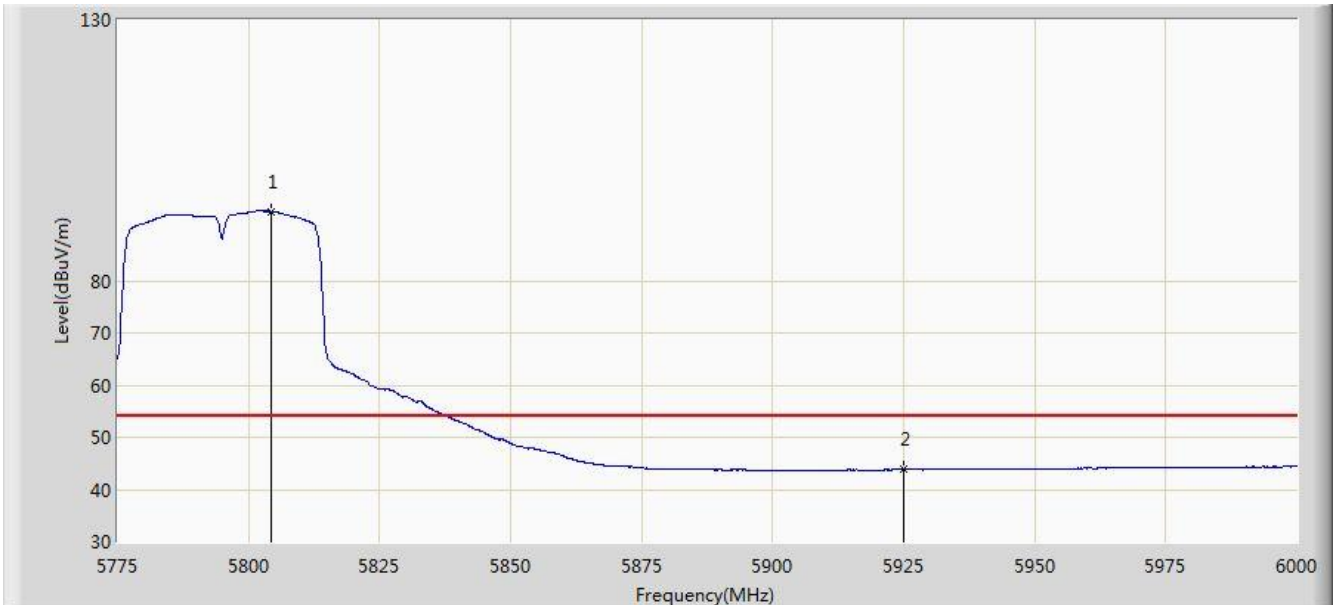


No	Flag	Mark	Frequency (MHz)	Measure Level (dBuV/m)	Reading Level (dBuV)	Margin (dB)	Limit (dBuV/m)	Factor (dB)	Type
1			5803.913	105.008	99.309	N/A	N/A	5.699	PK
2			5850.000	61.837	55.953	-60.363	122.200	5.884	PK
3			5855.000	61.955	56.051	-48.845	110.800	5.904	PK
4			5875.000	57.158	51.174	-48.042	105.200	5.985	PK
5			5892.675	58.055	51.999	-36.085	94.141	6.057	PK
6			5925.000	56.390	50.209	-17.610	74.000	6.182	PK
7		*	5994.263	58.894	52.455	-15.106	74.000	6.439	PK

Note: Measure Level (dB μ V/m) = Reading Level (dB μ V) + Factor (dB)

Factor (dB) = Cable Loss (dB) + Antenna Factor (dB) (dB/m) - Pre_Amplifier Gain (dB)

Site: AC1	Time: 2017/08/02 - 14:13
Limit: FCC_Part15.209_RE(3m)	Engineer: Kevin Ker
Probe: BBHA9120D_1GHz_18GHz	Polarity: Horizontal
EUT: AC220i Wi-Fi AP ID omni antenna US	Power: AC 120V/60Hz
Test Mode: Transmit by 802.11n-HT40 at channel 5795MHz Ant 2	

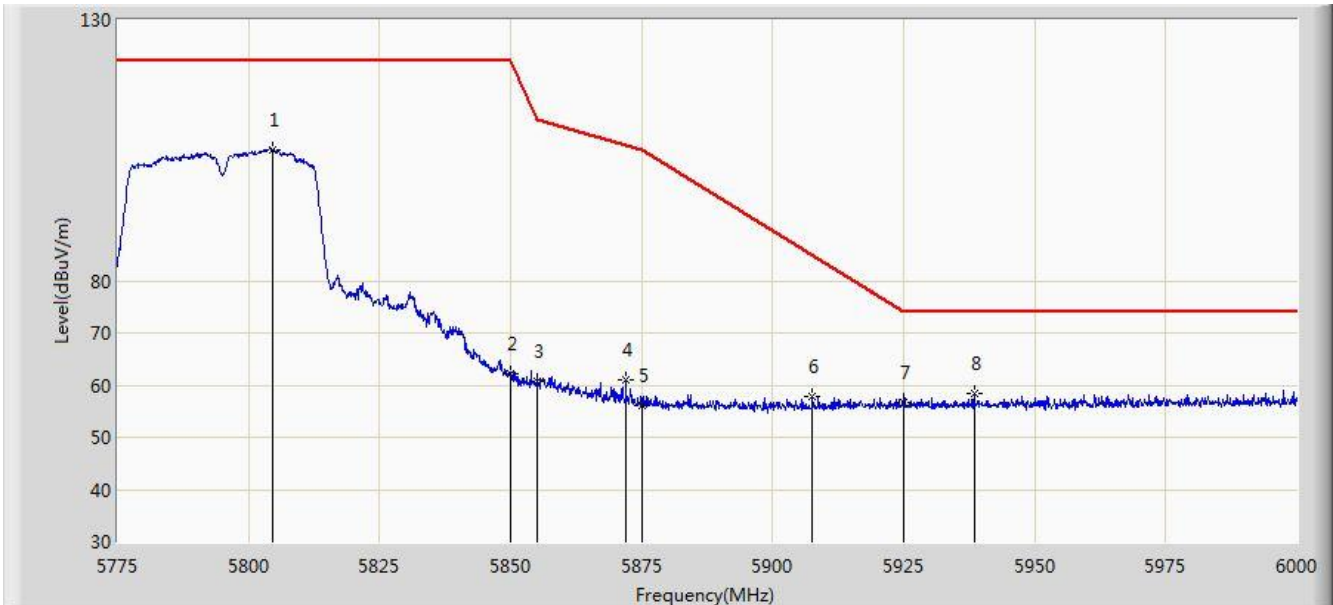


No	Flag	Mark	Frequency (MHz)	Measure Level (dBuV/m)	Reading Level (dBuV)	Margin (dB)	Limit (dBuV/m)	Factor (dB)	Type
1		*	5804.250	93.275	87.575	N/A	N/A	5.700	AV
2			5925.000	43.810	37.629	-10.190	54.000	6.182	AV

Note: Measure Level (dB μ V/m) = Reading Level (dB μ V) + Factor (dB)

Factor (dB) = Cable Loss (dB) + Antenna Factor (dB) (dB/m) - Pre_Amplifier Gain (dB)

Site: AC1	Time: 2017/08/02 - 14:13
Limit: FCC_Part15.407_RE(3m)	Engineer: Kevin Ker
Probe: BBHA9120D_1GHz_18GHz	Polarity: Vertical
EUT: AC220i Wi-Fi AP ID omni antenna US	Power: AC 120V/60Hz
Test Mode: Transmit by 802.11n-HT40 at channel 5795MHz Ant 2	

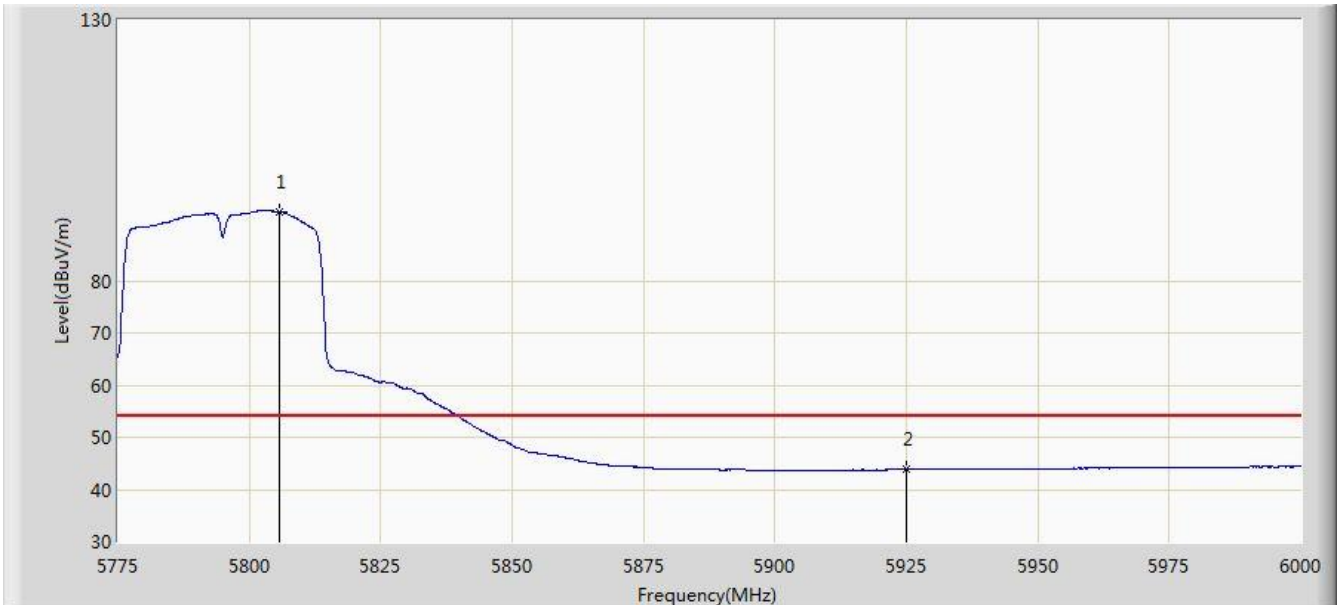


No	Flag	Mark	Frequency (MHz)	Measure Level (dBuV/m)	Reading Level (dBuV)	Margin (dB)	Limit (dBuV/m)	Factor (dB)	Type
1			5804.587	105.083	99.382	N/A	N/A	5.701	PK
2			5850.000	62.030	56.146	-60.170	122.200	5.884	PK
3			5855.000	60.698	54.794	-50.102	110.800	5.904	PK
4			5871.975	60.918	54.946	-45.127	106.046	5.972	PK
5			5875.000	56.211	50.227	-48.989	105.200	5.985	PK
6			5907.638	57.851	51.736	-26.953	84.804	6.114	PK
7			5925.000	56.601	50.420	-17.399	74.000	6.182	PK
8		*	5938.462	58.294	52.060	-15.706	74.000	6.234	PK

Note: Measure Level (dBuV/m) = Reading Level (dBuV) + Factor (dB)

Factor (dB) = Cable Loss (dB) + Antenna Factor (dB) (dB/m) - Pre_Amplifier Gain (dB)

Site: AC1	Time: 2017/08/02 - 14:14
Limit: FCC_Part15.209_RE(3m)	Engineer: Kevin Ker
Probe: BBHA9120D_1GHz_18GHz	Polarity: Vertical
EUT: AC220i Wi-Fi AP ID omni antenna US	Power: AC 120V/60Hz
Test Mode: Transmit by 802.11n-HT40 at channel 5795MHz Ant 2	

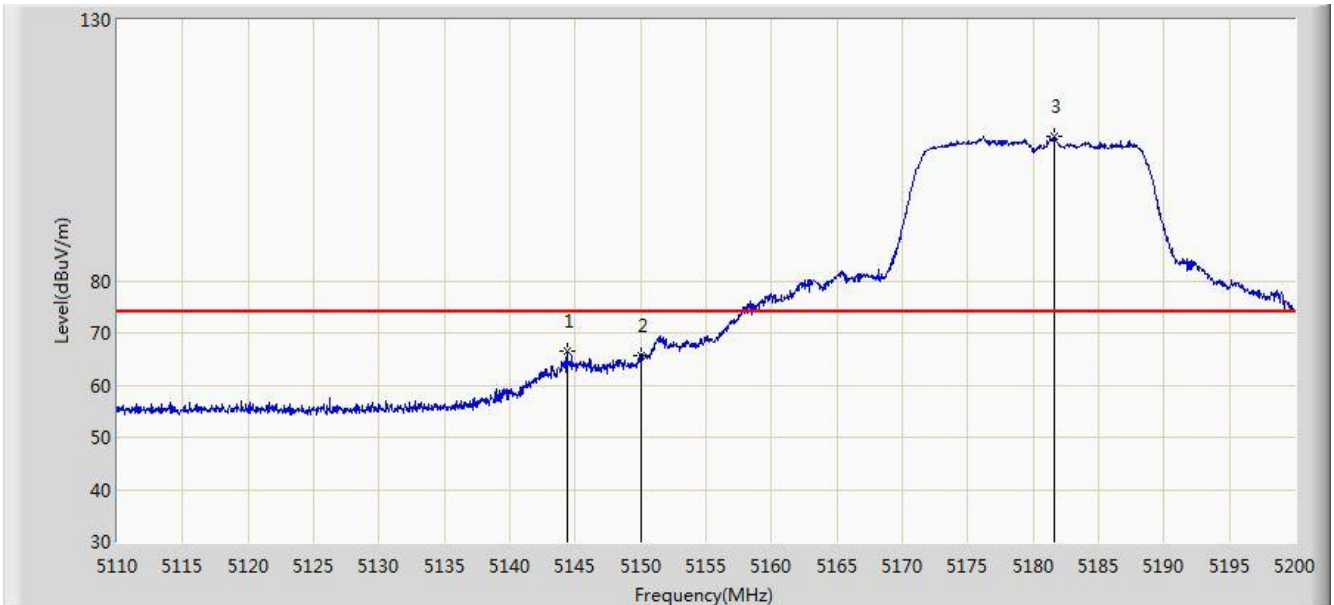


No	Flag	Mark	Frequency (MHz)	Measure Level (dBuV/m)	Reading Level (dBuV)	Margin (dB)	Limit (dBuV/m)	Factor (dB)	Type
1		*	5805.712	93.271	87.565	N/A	N/A	5.706	AV
2			5925.000	43.895	37.714	-10.105	54.000	6.182	AV

Note: Measure Level (dB μ V/m) = Reading Level (dB μ V) + Factor (dB)

Factor (dB) = Cable Loss (dB) + Antenna Factor (dB) (dB/m) - Pre_Amplifier Gain (dB)

Site: AC1	Time: 2017/08/02 - 14:15
Limit: FCC_Part15.209_RE(3m)	Engineer: Kevin Ker
Probe: BBHA9120D_1GHz_18GHz	Polarity: Horizontal
EUT: AC220i Wi-Fi AP ID omni antenna US	Power: AC 120V/60Hz
Test Mode: Transmit by 802.11ac-VHT20 at channel 5180MHz Ant 2	

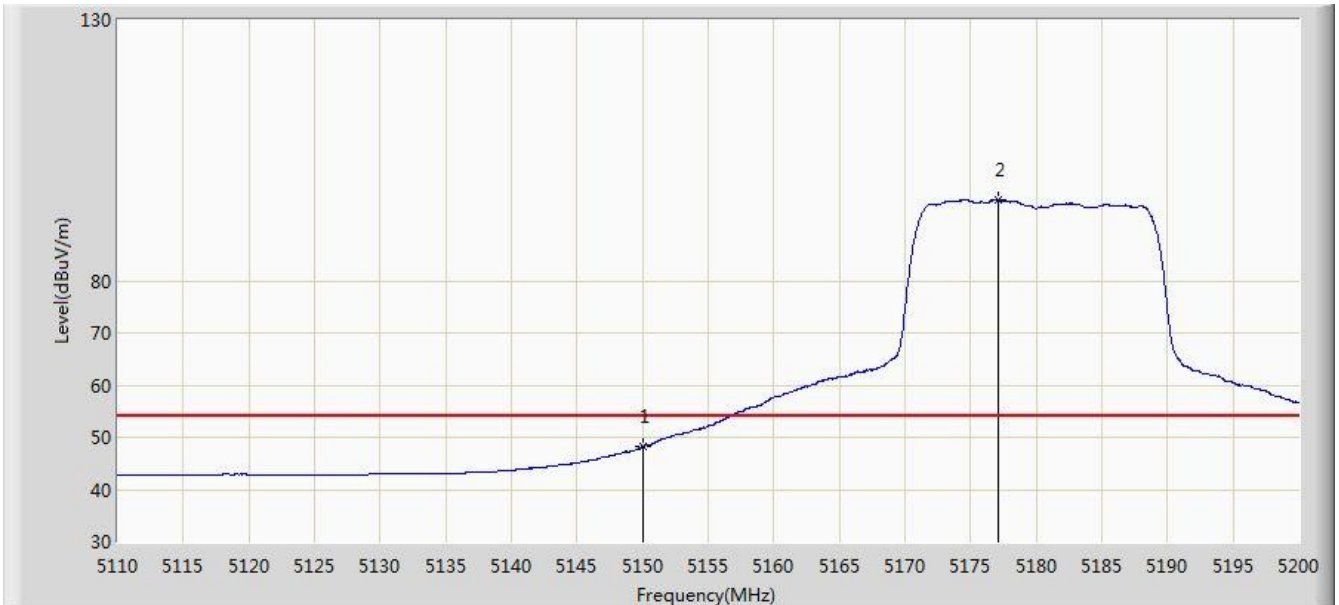


No	Flag	Mark	Frequency (MHz)	Measure Level (dBuV/m)	Reading Level (dBuV)	Margin (dB)	Limit (dBuV/m)	Factor (dB)	Type
1			5144.380	66.476	62.644	-7.524	74.000	3.832	PK
2			5150.000	65.700	61.856	-8.300	74.000	3.844	PK
3		*	5181.640	107.613	103.722	N/A	N/A	3.891	PK

Note: Measure Level (dB μ V/m) = Reading Level (dB μ V) + Factor (dB)

Factor (dB) = Cable Loss (dB) + Antenna Factor (dB) (dB/m) - Pre_Amplifier Gain (dB)

Site: AC1	Time: 2017/08/02 - 14:16
Limit: FCC_Part15.209_RE(3m)	Engineer: Kevin Ker
Probe: BBHA9120D_1GHz_18GHz	Polarity: Horizontal
EUT: AC220i Wi-Fi AP ID omni antenna US	Power: AC 120V/60Hz
Test Mode: Transmit by 802.11ac-VHT20 at channel 5180MHz Ant 2	

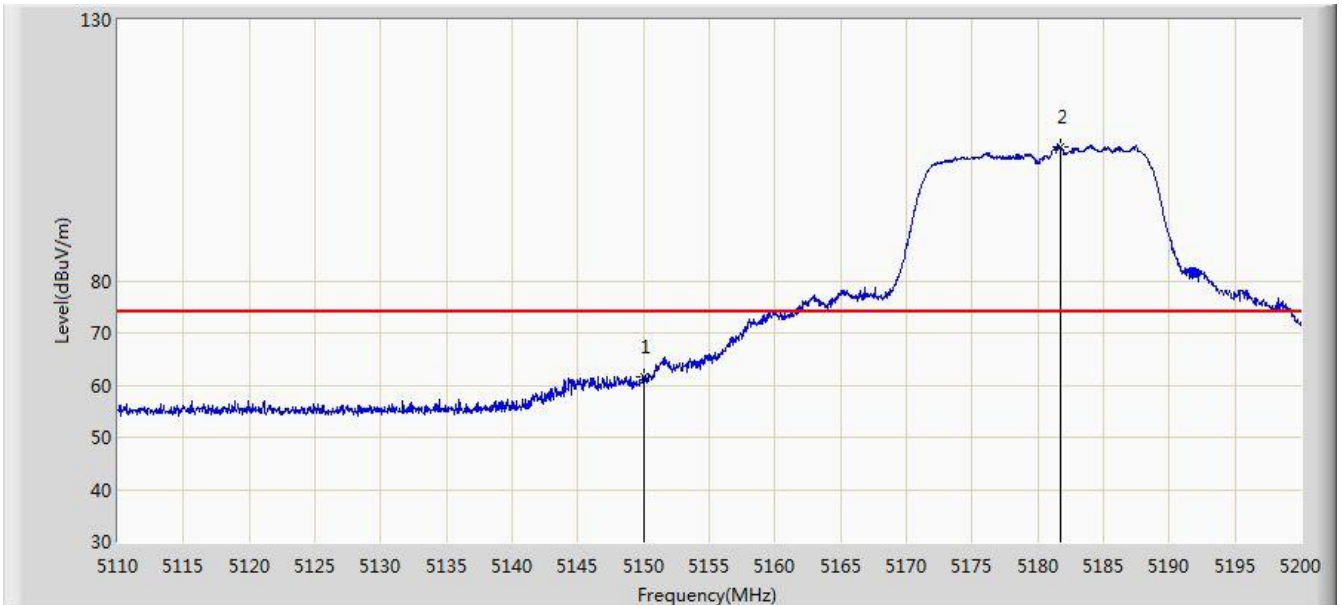


No	Flag	Mark	Frequency (MHz)	Measure Level (dBuV/m)	Reading Level (dBuV)	Margin (dB)	Limit (dBuV/m)	Factor (dB)	Type
1			5150.000	48.170	44.326	-5.830	54.000	3.844	AV
2		*	5177.140	95.463	91.578	N/A	N/A	3.885	AV

Note: Measure Level (dB μ V/m) = Reading Level (dB μ V) + Factor (dB)

Factor (dB) = Cable Loss (dB) + Antenna Factor (dB) (dB/m) - Pre_Amplifier Gain (dB)

Site: AC1	Time: 2017/08/02 - 14:17
Limit: FCC_Part15.209_RE(3m)	Engineer: Kevin Ker
Probe: BBHA9120D_1GHz_18GHz	Polarity: Vertical
EUT: AC220i Wi-Fi AP ID omni antenna US	Power: AC 120V/60Hz
Test Mode: Transmit by 802.11ac-VHT20 at channel 5180MHz Ant 2	

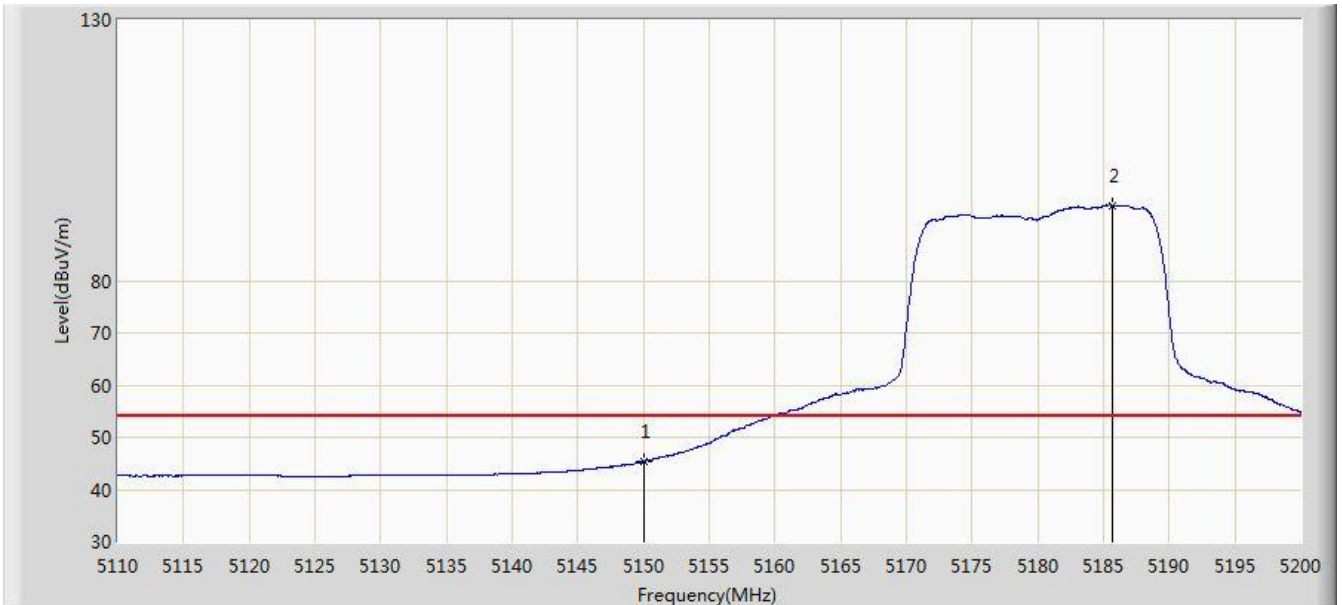


No	Flag	Mark	Frequency (MHz)	Measure Level (dBuV/m)	Reading Level (dBuV)	Margin (dB)	Limit (dBuV/m)	Factor (dB)	Type
1			5150.000	61.545	57.701	-12.455	74.000	3.844	PK
2		*	5181.775	105.676	101.785	N/A	N/A	3.892	PK

Note: Measure Level (dB μ V/m) = Reading Level (dB μ V) + Factor (dB)

Factor (dB) = Cable Loss (dB) + Antenna Factor (dB) (dB/m) - Pre_Amplifier Gain (dB)

Site: AC1	Time: 2017/08/02 - 14:18
Limit: FCC_Part15.209_RE(3m)	Engineer: Kevin Ker
Probe: BBHA9120D_1GHz_18GHz	Polarity: Vertical
EUT: AC220i Wi-Fi AP ID omni antenna US	Power: AC 120V/60Hz
Test Mode: Transmit by 802.11ac-VHT20 at channel 5180MHz Ant 2	

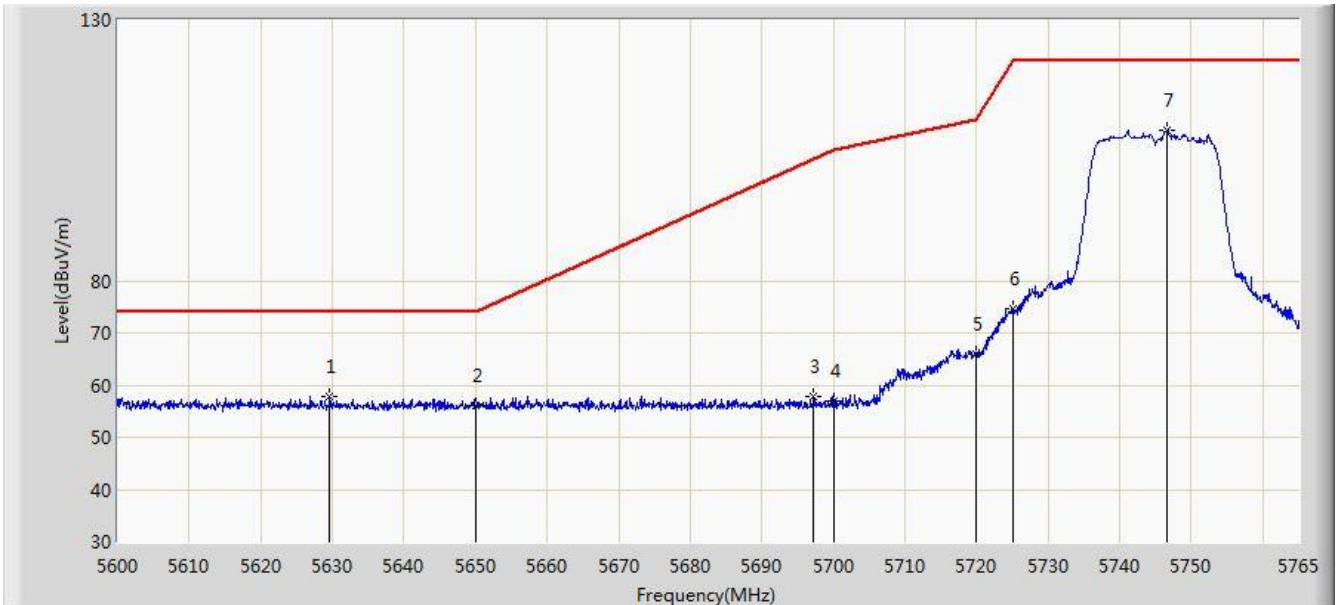


No	Flag	Mark	Frequency (MHz)	Measure Level (dBuV/m)	Reading Level (dBuV)	Margin (dB)	Limit (dBuV/m)	Factor (dB)	Type
1			5150.000	45.354	41.510	-8.646	54.000	3.844	AV
2		*	5185.690	94.452	90.555	N/A	N/A	3.897	AV

Note: Measure Level (dB μ V/m) = Reading Level (dB μ V) + Factor (dB)

Factor (dB) = Cable Loss (dB) + Antenna Factor (dB) (dB/m) - Pre_Amplifier Gain (dB)

Site: AC1	Time: 2017/08/02 - 14:18
Limit: FCC_Part15.407_RE(3m)	Engineer: Kevin Ker
Probe: BBHA9120D_1GHz_18GHz	Polarity: Horizontal
EUT: AC220i Wi-Fi AP ID omni antenna US	Power: AC 120V/60Hz
Test Mode: Transmit by 802.11ac-VHT20 at channel 5745MHz Ant 2	

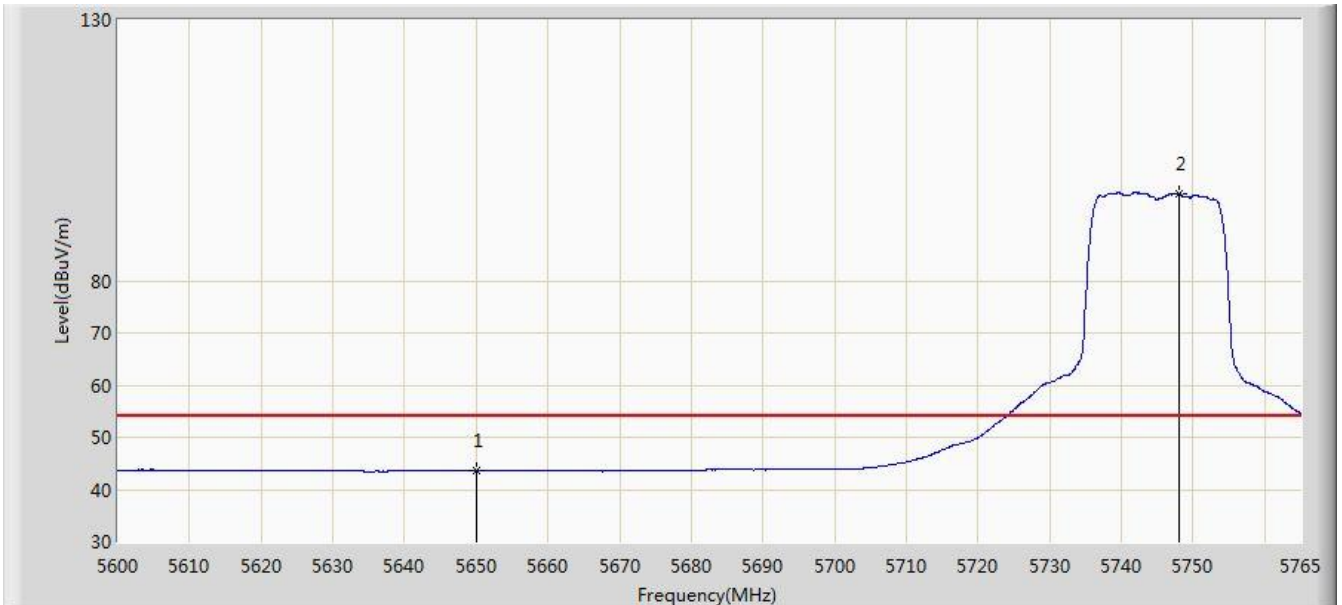


No	Flag	Mark	Frequency (MHz)	Measure Level (dBuV/m)	Reading Level (dBuV)	Margin (dB)	Limit (dBuV/m)	Factor (dB)	Type
1			5629.618	57.793	52.787	-16.207	74.000	5.005	PK
2			5650.000	55.962	50.883	-18.038	74.000	5.078	PK
3			5697.185	57.924	52.657	-45.527	103.451	5.267	PK
4			5700.000	56.940	51.661	-48.260	105.200	5.279	PK
5			5720.000	65.929	60.566	-44.871	110.800	5.363	PK
6			5725.000	74.500	69.116	-47.700	122.200	5.384	PK
7		*	5746.520	108.946	103.472	N/A	N/A	5.474	PK

Note: Measure Level (dBμV/m) = Reading Level (dBμV) + Factor (dB)

Factor (dB) = Cable Loss (dB) + Antenna Factor (dB) (dB/m) - Pre_Amplifier Gain (dB)

Site: AC1	Time: 2017/08/02 - 14:20
Limit: FCC_Part15.209_RE(3m)	Engineer: Kevin Ker
Probe: BBHA9120D_1GHz_18GHz	Polarity: Horizontal
EUT: AC220i Wi-Fi AP ID omni antenna US	Power: AC 120V/60Hz
Test Mode: Transmit by 802.11ac-VHT20 at channel 5745MHz Ant 2	

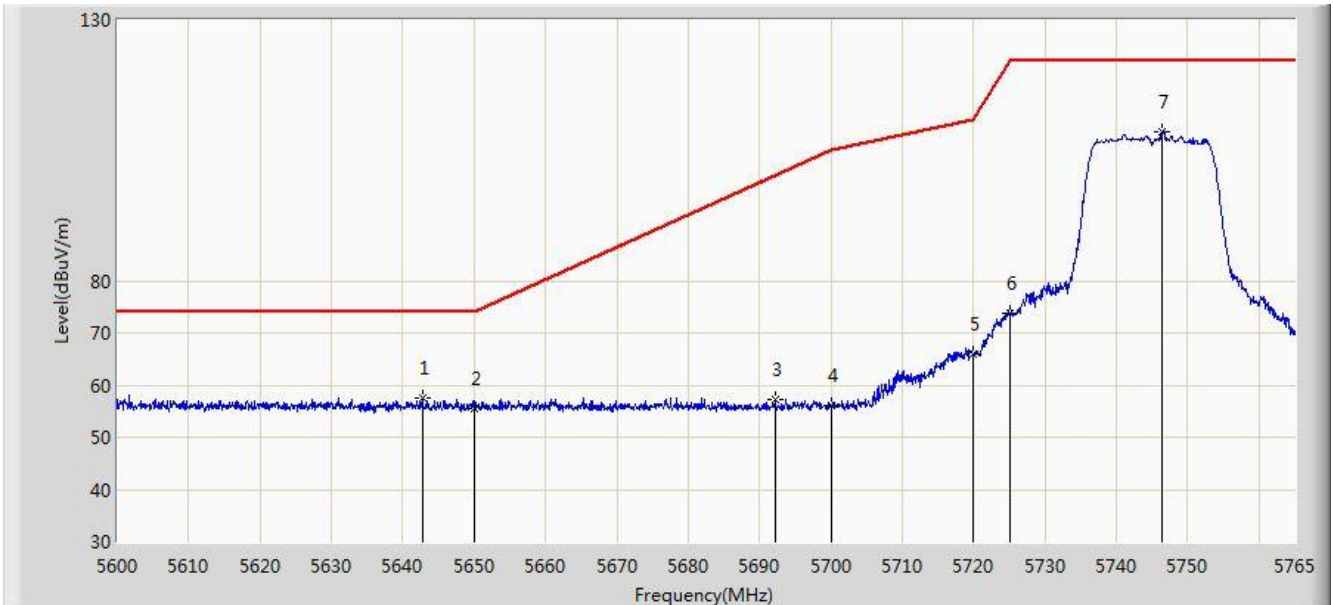


No	Flag	Mark	Frequency (MHz)	Measure Level (dBuV/m)	Reading Level (dBuV)	Margin (dB)	Limit (dBuV/m)	Factor (dB)	Type
1			5650.000	43.617	38.538	-10.383	54.000	5.078	AV
2		*	5748.005	96.650	91.170	N/A	N/A	5.480	AV

Note: Measure Level (dB μ V/m) = Reading Level (dB μ V) + Factor (dB)

Factor (dB) = Cable Loss (dB) + Antenna Factor (dB) (dB/m) - Pre_Amplifier Gain (dB)

Site: AC1	Time: 2017/08/02 - 14:20
Limit: FCC_Part15.407_RE(3m)	Engineer: Kevin Ker
Probe: BBHA9120D_1GHz_18GHz	Polarity: Vertical
EUT: AC220i Wi-Fi AP ID omni antenna US	Power: AC 120V/60Hz
Test Mode: Transmit by 802.11ac-VHT20 at channel 5745MHz Ant 2	

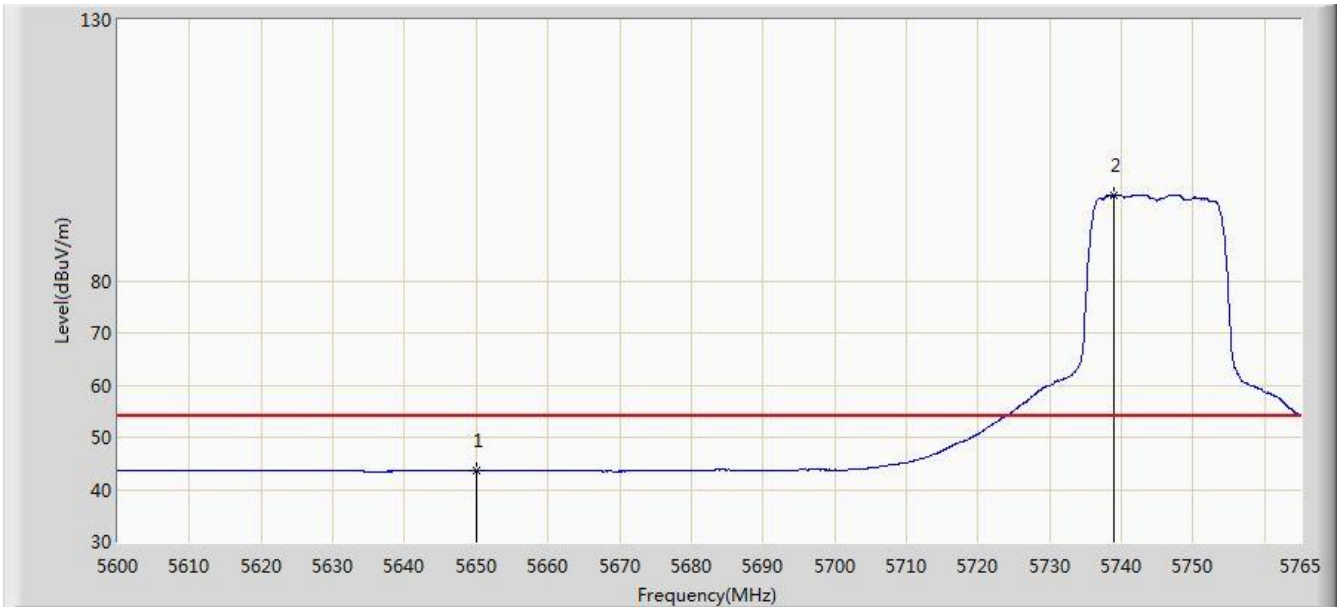


No	Flag	Mark	Frequency (MHz)	Measure Level (dBuV/m)	Reading Level (dBuV)	Margin (dB)	Limit (dBuV/m)	Factor (dB)	Type
1			5642.735	57.526	52.474	-16.474	74.000	5.052	PK
2			5650.000	55.465	50.386	-18.535	74.000	5.078	PK
3			5692.235	57.262	52.015	-43.111	100.373	5.247	PK
4			5700.000	55.980	50.701	-49.220	105.200	5.279	PK
5			5720.000	65.938	60.575	-44.862	110.800	5.363	PK
6			5725.000	73.769	68.385	-48.431	122.200	5.384	PK
7		*	5746.355	108.565	103.092	N/A	N/A	5.473	PK

Note: Measure Level (dB μ V/m) = Reading Level (dB μ V) + Factor (dB)

Factor (dB) = Cable Loss (dB) + Antenna Factor (dB) (dB/m) - Pre_Amplifier Gain (dB)

Site: AC1	Time: 2017/08/02 - 14:21
Limit: FCC_Part15.209_RE(3m)	Engineer: Kevin Ker
Probe: BBHA9120D_1GHz_18GHz	Polarity: Vertical
EUT: AC220i Wi-Fi AP ID omni antenna US	Power: AC 120V/60Hz
Test Mode: Transmit by 802.11ac-VHT20 at channel 5745MHz Ant 2	

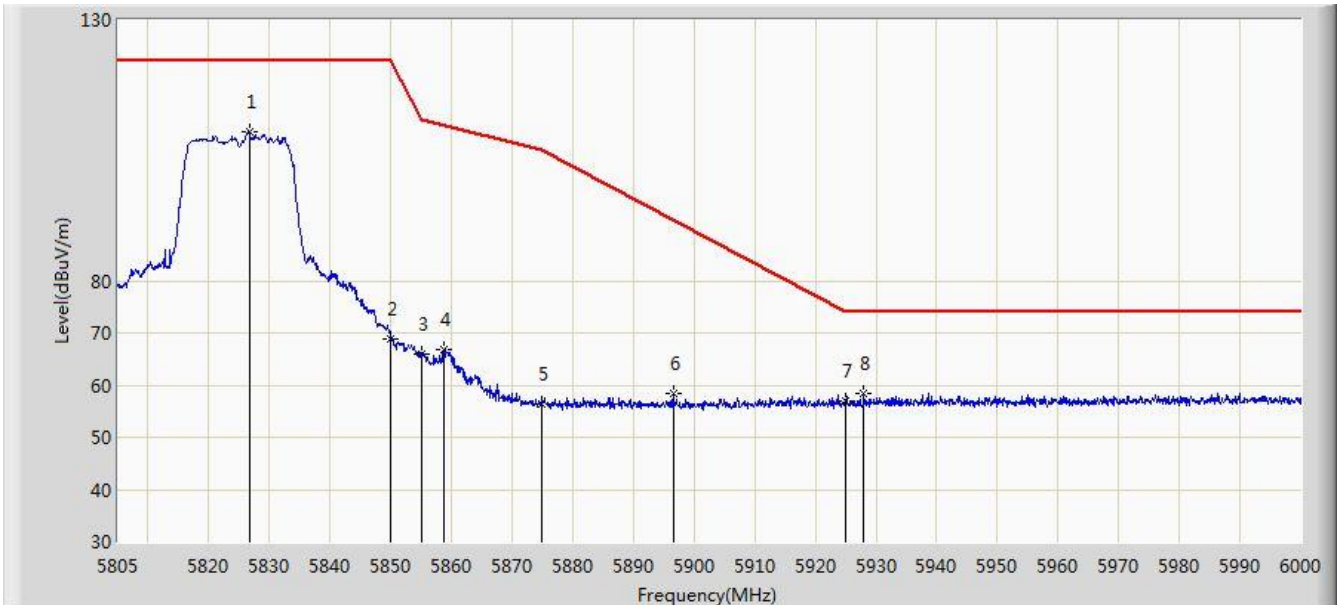


No	Flag	Mark	Frequency (MHz)	Measure Level (dBuV/m)	Reading Level (dBuV)	Margin (dB)	Limit (dBuV/m)	Factor (dB)	Type
1			5650.000	43.597	38.518	-10.403	54.000	5.078	AV
2		*	5739.013	96.311	90.868	N/A	N/A	5.444	AV

Note: Measure Level (dB μ V/m) = Reading Level (dB μ V) + Factor (dB)

Factor (dB) = Cable Loss (dB) + Antenna Factor (dB) (dB/m) - Pre_Amplifier Gain (dB)

Site: AC1	Time: 2017/08/02 - 14:22
Limit: FCC_Part15.407_RE(3m)	Engineer: Kevin Ker
Probe: BBHA9120D_1GHz_18GHz	Polarity: Horizontal
EUT: AC220i Wi-Fi AP ID omni antenna US	Power: AC 120V/60Hz
Test Mode: Transmit by 802.11ac-VHT20 at channel 5825MHz Ant 2	

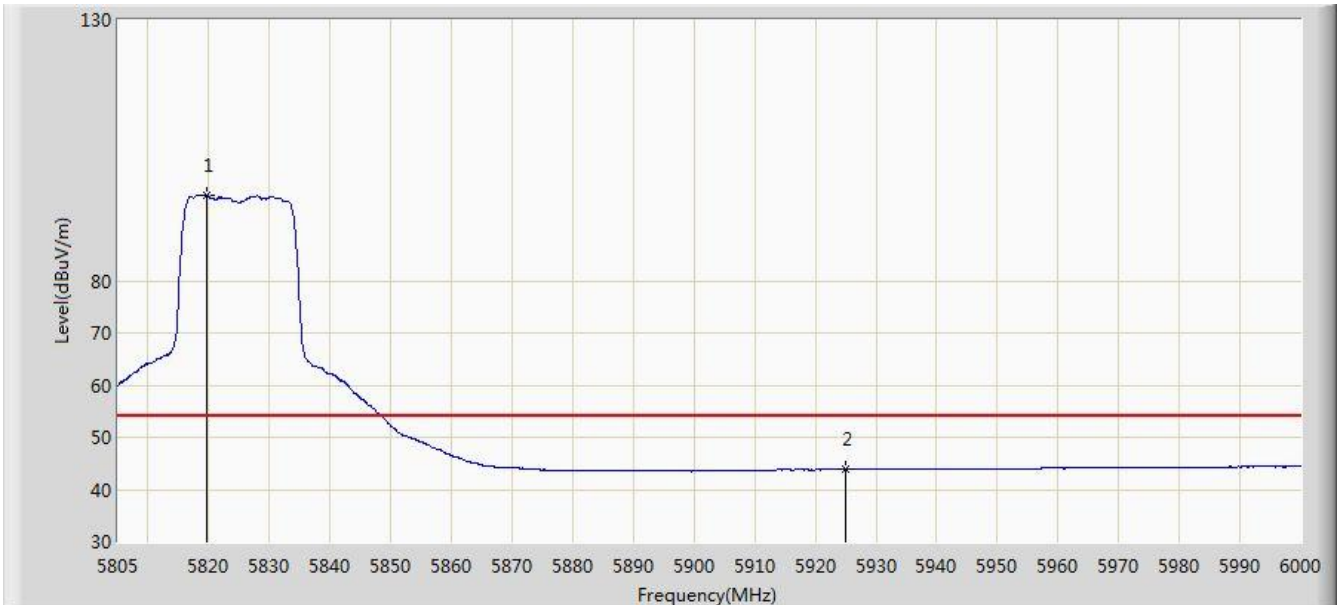


No	Flag	Mark	Frequency (MHz)	Measure Level (dBuV/m)	Reading Level (dBuV)	Margin (dB)	Limit (dBuV/m)	Factor (dB)	Type
1		*	5826.743	108.559	102.769	N/A	N/A	5.791	PK
2			5850.000	68.985	63.101	-53.215	122.200	5.884	PK
3			5855.000	65.866	59.962	-44.934	110.800	5.904	PK
4			5858.723	66.819	60.900	-42.937	109.756	5.919	PK
5			5875.000	56.251	50.267	-48.949	105.200	5.985	PK
6			5896.553	58.268	52.196	-33.450	91.718	6.072	PK
7			5925.000	56.918	50.737	-17.082	74.000	6.182	PK
8			5927.947	58.273	52.080	-15.727	74.000	6.193	PK

Note: Measure Level (dBuV/m) = Reading Level (dBuV) + Factor (dB)

Factor (dB) = Cable Loss (dB) + Antenna Factor (dB) (dB/m) - Pre_Amplifier Gain (dB)

Site: AC1	Time: 2017/08/02 - 14:24
Limit: FCC_Part15.209_RE(3m)	Engineer: Kevin Ker
Probe: BBHA9120D_1GHz_18GHz	Polarity: Horizontal
EUT: AC220i Wi-Fi AP ID omni antenna US	Power: AC 120V/60Hz
Test Mode: Transmit by 802.11ac-VHT20 at channel 5825MHz Ant 2	

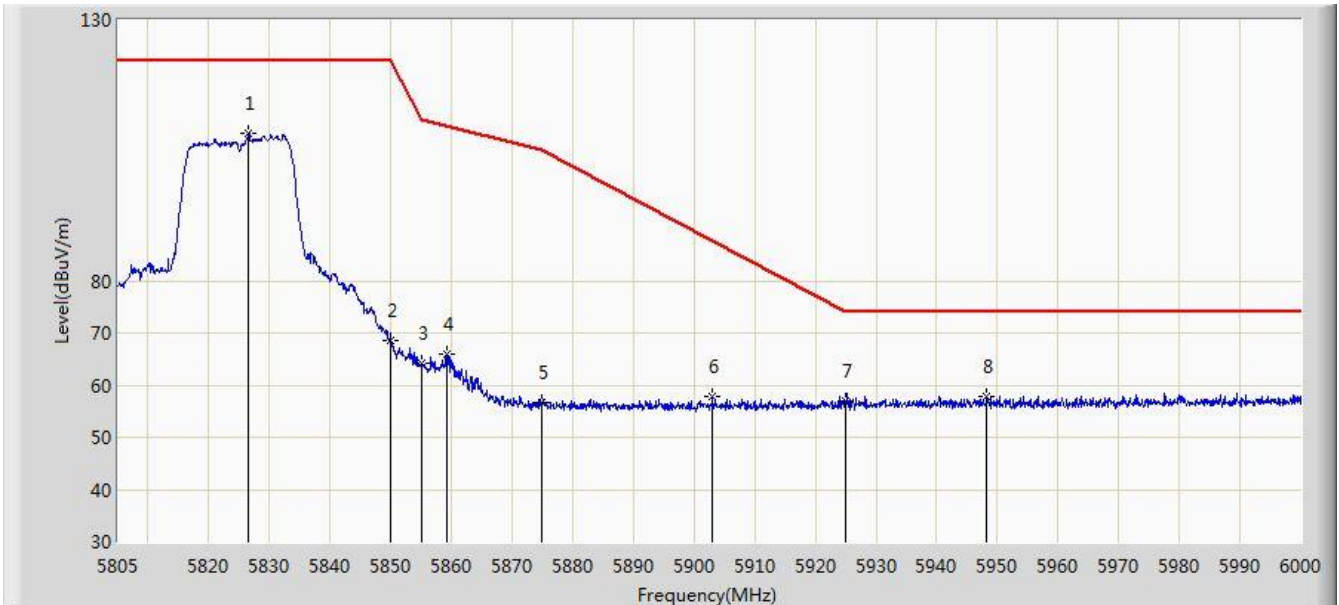


No	Flag	Mark	Frequency (MHz)	Measure Level (dBuV/m)	Reading Level (dBuV)	Margin (dB)	Limit (dBuV/m)	Factor (dB)	Type
1		*	5819.723	96.323	90.561	N/A	N/A	5.763	AV
2			5925.000	43.875	37.694	-10.125	54.000	6.182	AV

Note: Measure Level (dB μ V/m) = Reading Level (dB μ V) + Factor (dB)

Factor (dB) = Cable Loss (dB) + Antenna Factor (dB) (dB/m) - Pre_Amplifier Gain (dB)

Site: AC1	Time: 2017/08/02 - 14:24
Limit: FCC_Part15.407_RE(3m)	Engineer: Kevin Ker
Probe: BBHA9120D_1GHz_18GHz	Polarity: Vertical
EUT: AC220i Wi-Fi AP ID omni antenna US	Power: AC 120V/60Hz
Test Mode: Transmit by 802.11ac-VHT20 at channel 5825MHz Ant 2	

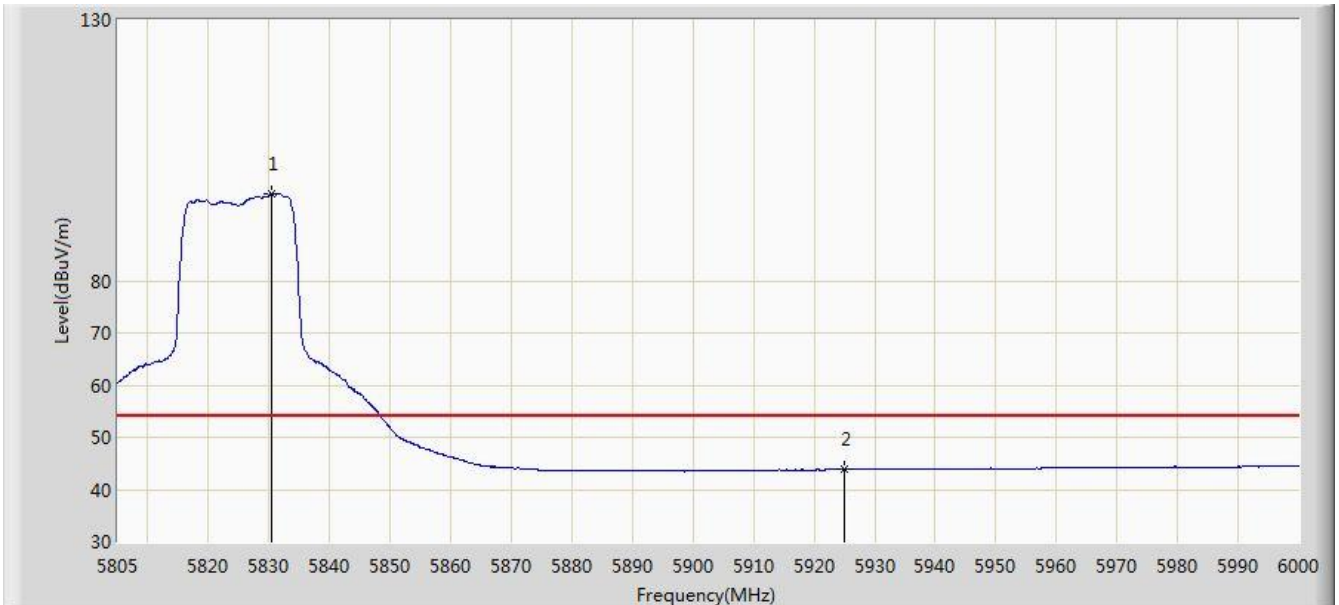


No	Flag	Mark	Frequency (MHz)	Measure Level (dBuV/m)	Reading Level (dBuV)	Margin (dB)	Limit (dBuV/m)	Factor (dB)	Type
1		*	5826.547	108.135	102.345	N/A	N/A	5.789	PK
2			5850.000	68.624	62.740	-53.576	122.200	5.884	PK
3			5855.000	64.060	58.156	-46.740	110.800	5.904	PK
4			5859.308	65.811	59.890	-43.781	109.592	5.922	PK
5			5875.000	56.579	50.595	-48.621	105.200	5.985	PK
6			5903.085	57.819	51.721	-29.824	87.642	6.097	PK
7			5925.000	56.955	50.774	-17.045	74.000	6.182	PK
8			5948.228	57.820	51.549	-16.180	74.000	6.271	PK

Note: Measure Level (dBuV/m) = Reading Level (dBuV) + Factor (dB)

Factor (dB) = Cable Loss (dB) + Antenna Factor (dB) (dB/m) - Pre_Amplifier Gain (dB)

Site: AC1	Time: 2017/08/02 - 14:26
Limit: FCC_Part15.209_RE(3m)	Engineer: Kevin Ker
Probe: BBHA9120D_1GHz_18GHz	Polarity: Vertical
EUT: AC220i Wi-Fi AP ID omni antenna US	Power: AC 120V/60Hz
Test Mode: Transmit by 802.11ac-VHT20 at channel 5825MHz Ant 2	

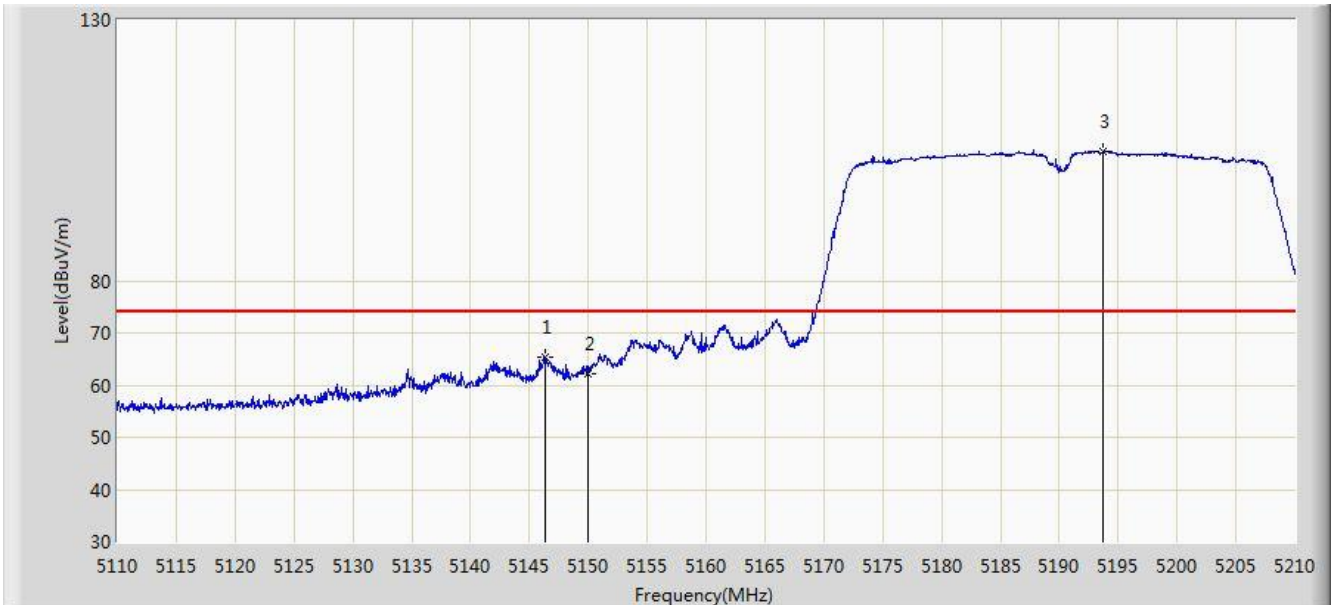


No	Flag	Mark	Frequency (MHz)	Measure Level (dBuV/m)	Reading Level (dBuV)	Margin (dB)	Limit (dBuV/m)	Factor (dB)	Type
1		*	5830.350	96.632	90.827	N/A	N/A	5.806	AV
2			5925.000	43.865	37.684	-10.135	54.000	6.182	AV

Note: Measure Level (dB μ V/m) = Reading Level (dB μ V) + Factor (dB)

Factor (dB) = Cable Loss (dB) + Antenna Factor (dB) (dB/m) - Pre_Amplifier Gain (dB)

Site: AC1	Time: 2017/08/02 - 14:26
Limit: FCC_Part15.209_RE(3m)	Engineer: Kevin Ker
Probe: BBHA9120D_1GHz_18GHz	Polarity: Horizontal
EUT: AC220i Wi-Fi AP ID omni antenna US	Power: AC 120V/60Hz
Test Mode: Transmit by 802.11ac-VHT40 at channel 5190MHz Ant 2	

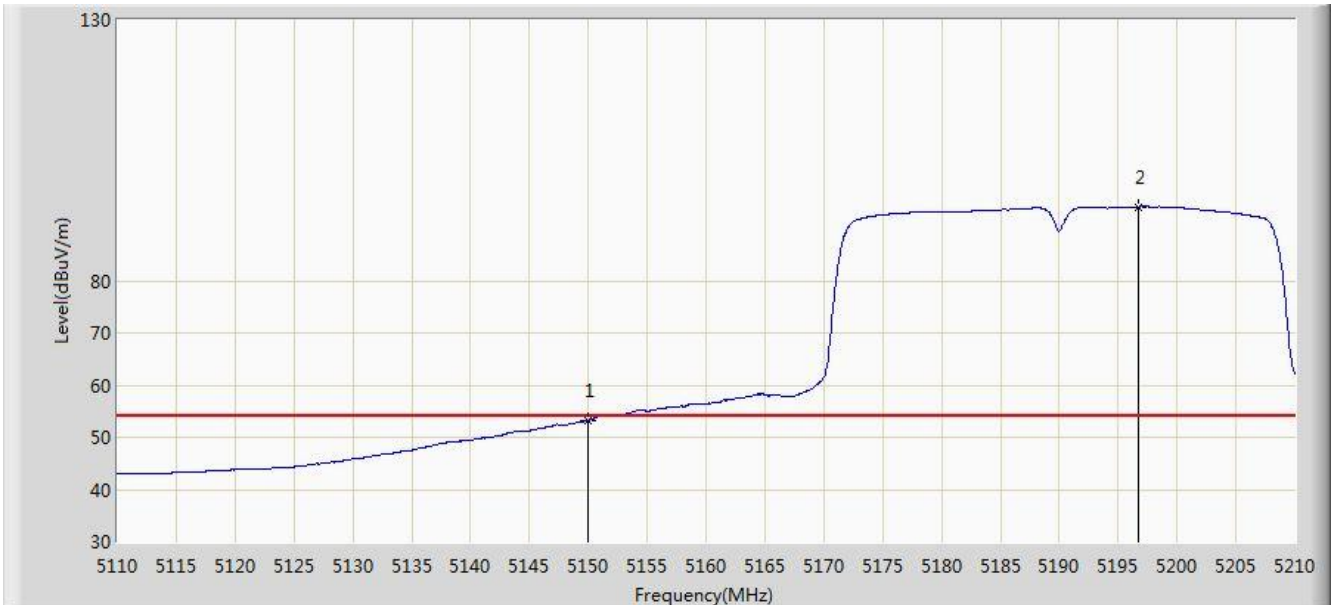


No	Flag	Mark	Frequency (MHz)	Measure Level (dBuV/m)	Reading Level (dBuV)	Margin (dB)	Limit (dBuV/m)	Factor (dB)	Type
1			5146.350	65.430	61.593	-8.570	74.000	3.837	PK
2			5150.000	62.165	58.321	-11.835	74.000	3.844	PK
3		*	5193.700	104.743	100.834	N/A	N/A	3.909	PK

Note: Measure Level (dBuV/m) = Reading Level (dBuV) + Factor (dB)

Factor (dB) = Cable Loss (dB) + Antenna Factor (dB) (dB/m) - Pre_Amplifier Gain (dB)

Site: AC1	Time: 2017/08/02 - 14:28
Limit: FCC_Part15.209_RE(3m)	Engineer: Kevin Ker
Probe: BBHA9120D_1GHz_18GHz	Polarity: Horizontal
EUT: AC220i Wi-Fi AP ID omni antenna US	Power: AC 120V/60Hz
Test Mode: Transmit by 802.11ac-VHT40 at channel 5190MHz Ant 2	

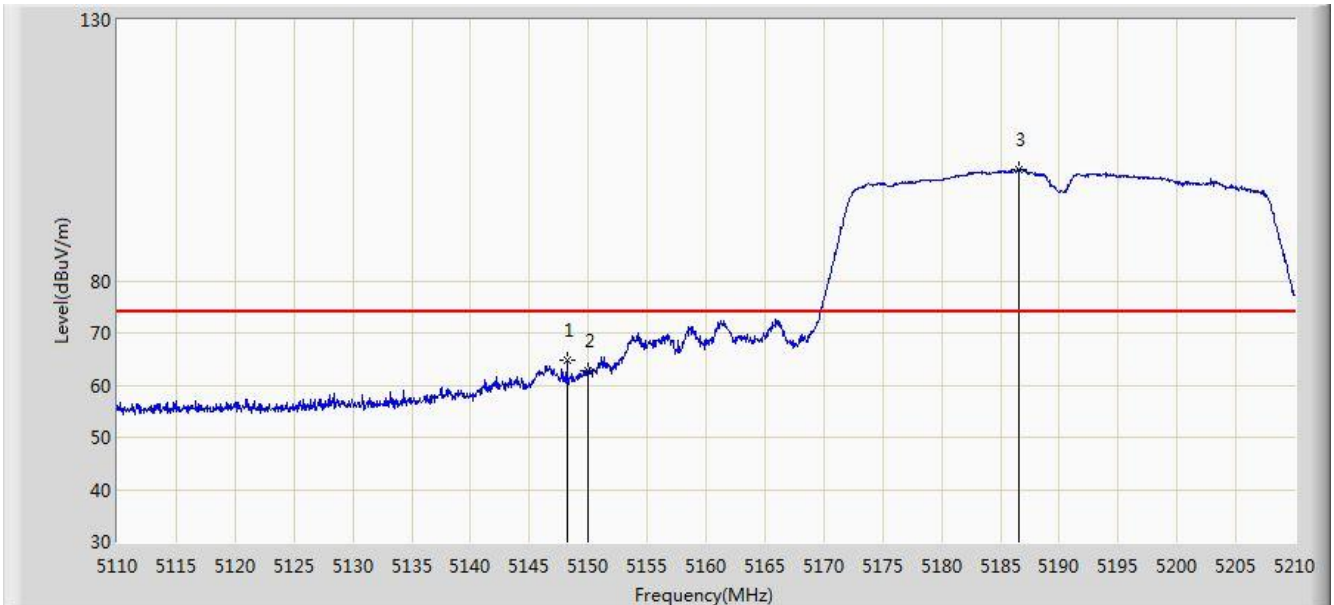


No	Flag	Mark	Frequency (MHz)	Measure Level (dBuV/m)	Reading Level (dBuV)	Margin (dB)	Limit (dBuV/m)	Factor (dB)	Type
1			5150.000	53.291	49.447	-0.709	54.000	3.844	AV
2		*	5196.750	94.140	90.227	N/A	N/A	3.913	AV

Note: Measure Level (dB μ V/m) = Reading Level (dB μ V) + Factor (dB)

Factor (dB) = Cable Loss (dB) + Antenna Factor (dB) (dB/m) - Pre_Amplifier Gain (dB)

Site: AC1	Time: 2017/08/02 - 14:30
Limit: FCC_Part15.209_RE(3m)	Engineer: Kevin Ker
Probe: BBHA9120D_1GHz_18GHz	Polarity: Vertical
EUT: AC220i Wi-Fi AP ID omni antenna US	Power: AC 120V/60Hz
Test Mode: Transmit by 802.11ac-VHT40 at channel 5190MHz Ant 2	

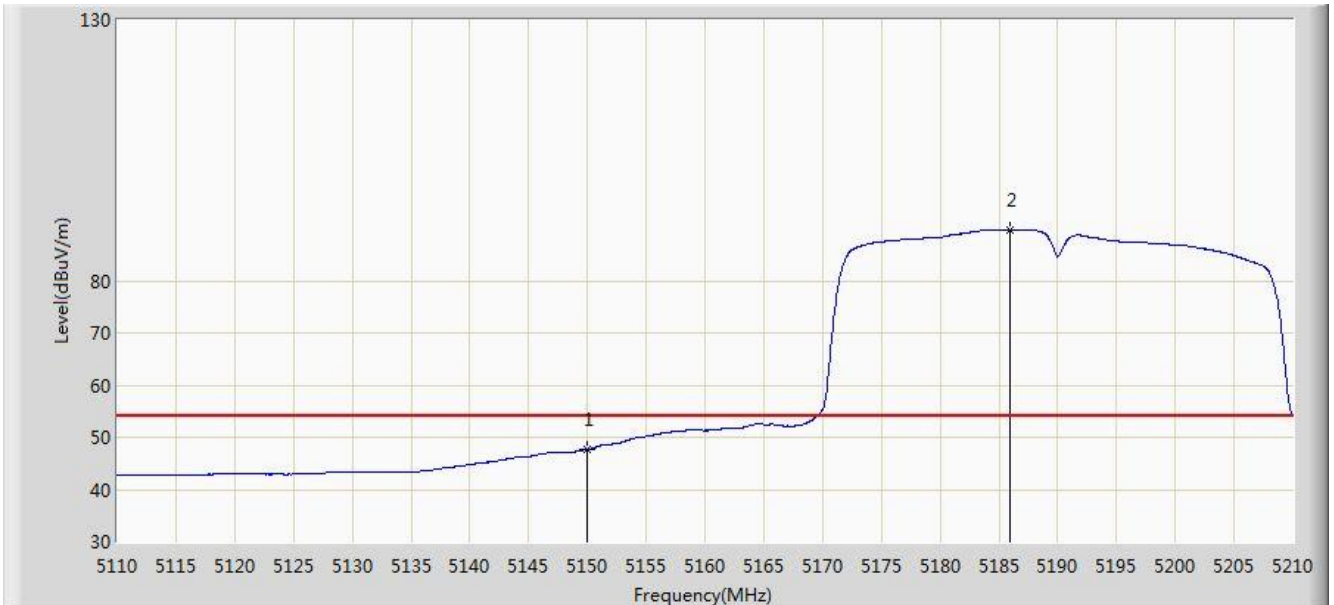


No	Flag	Mark	Frequency (MHz)	Measure Level (dBuV/m)	Reading Level (dBuV)	Margin (dB)	Limit (dBuV/m)	Factor (dB)	Type
1			5148.200	64.695	60.854	-9.305	74.000	3.840	PK
2			5150.000	62.762	58.918	-11.238	74.000	3.844	PK
3		*	5186.600	101.333	97.435	N/A	N/A	3.898	PK

Note: Measure Level (dBuV/m) = Reading Level (dBuV) + Factor (dB)

Factor (dB) = Cable Loss (dB) + Antenna Factor (dB) (dB/m) - Pre_Amplifier Gain (dB)

Site: AC1	Time: 2017/08/02 - 14:31
Limit: FCC_Part15.209_RE(3m)	Engineer: Kevin Ker
Probe: BBHA9120D_1GHz_18GHz	Polarity: Vertical
EUT: AC220i Wi-Fi AP ID omni antenna US	Power: AC 120V/60Hz
Test Mode: Transmit by 802.11ac-VHT40 at channel 5190MHz Ant 2	

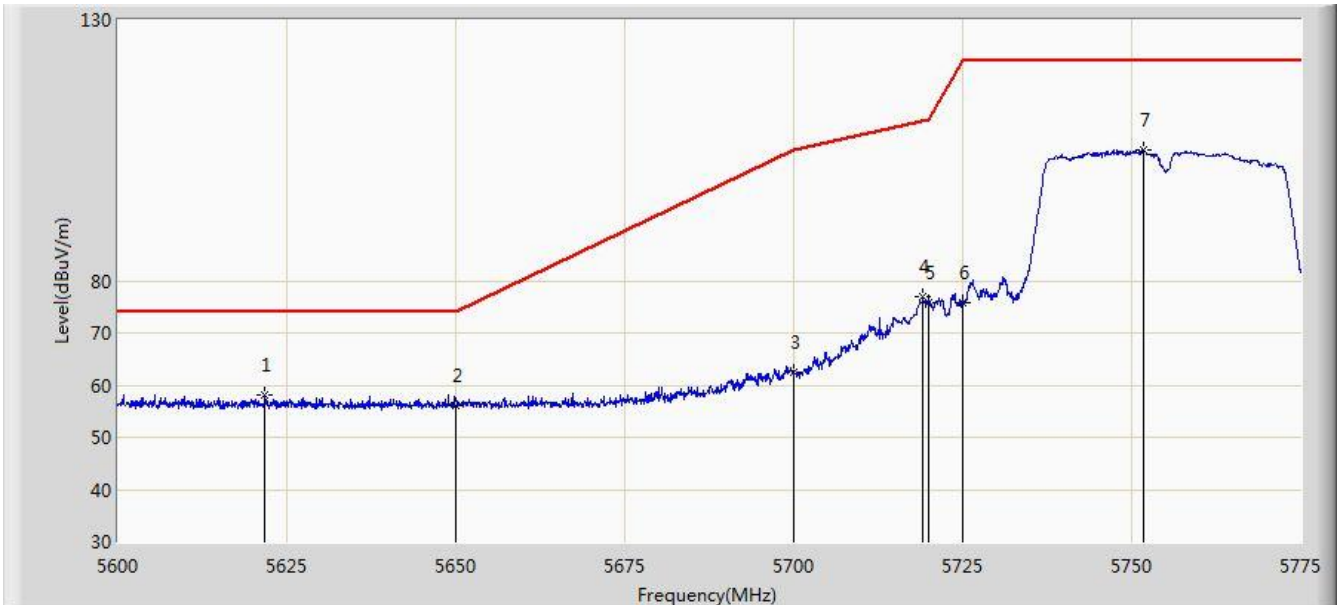


No	Flag	Mark	Frequency (MHz)	Measure Level (dBuV/m)	Reading Level (dBuV)	Margin (dB)	Limit (dBuV/m)	Factor (dB)	Type
1			5150.000	47.652	43.808	-6.348	54.000	3.844	AV
2		*	5186.000	89.713	85.815	N/A	N/A	3.898	AV

Note: Measure Level (dB μ V/m) = Reading Level (dB μ V) + Factor (dB)

Factor (dB) = Cable Loss (dB) + Antenna Factor (dB) (dB/m) - Pre_Amplifier Gain (dB)

Site: AC1	Time: 2017/08/02 - 14:32
Limit: FCC_Part15.407_RE(3m)	Engineer: Kevin Ker
Probe: BBHA9120D_1GHz_18GHz	Polarity: Horizontal
EUT: AC220i Wi-Fi AP ID omni antenna US	Power: AC 120V/60Hz
Test Mode: Transmit by 802.11ac-VHT40 at channel 5755MHz Ant 2	

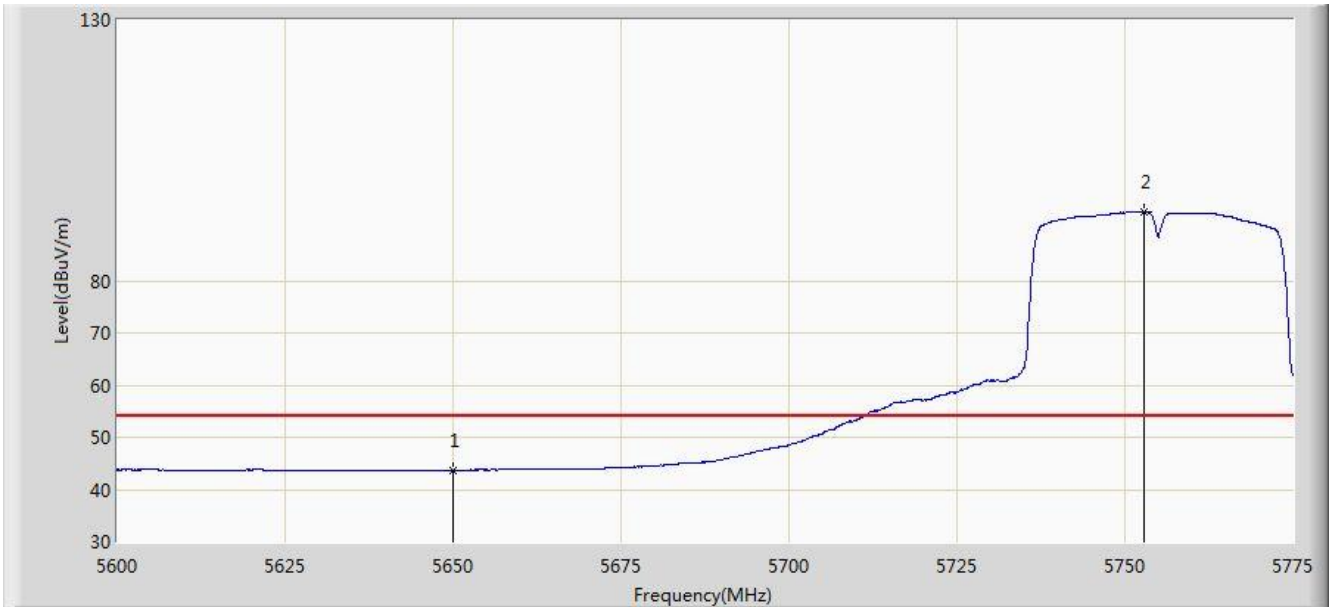


No	Flag	Mark	Frequency (MHz)	Measure Level (dBuV/m)	Reading Level (dBuV)	Margin (dB)	Limit (dBuV/m)	Factor (dB)	Type
1		*	5621.788	58.004	53.026	-15.996	74.000	4.978	PK
2			5650.000	56.080	51.001	-17.920	74.000	5.078	PK
3			5700.000	62.530	57.251	-42.670	105.200	5.279	PK
4			5719.000	77.100	71.741	-33.421	110.520	5.358	PK
5			5720.000	75.764	70.401	-35.036	110.800	5.363	PK
6			5725.000	75.777	70.393	-46.423	122.200	5.384	PK
7			5751.812	105.070	99.575	N/A	N/A	5.495	PK

Note: Measure Level (dBμV/m) = Reading Level (dBμV) + Factor (dB)

Factor (dB) = Cable Loss (dB) + Antenna Factor (dB) (dB/m) - Pre_Amplifier Gain (dB)

Site: AC1	Time: 2017/08/02 - 14:34
Limit: FCC_Part15.209_RE(3m)	Engineer: Kevin Ker
Probe: BBHA9120D_1GHz_18GHz	Polarity: Horizontal
EUT: AC220i Wi-Fi AP ID omni antenna US	Power: AC 120V/60Hz
Test Mode: Transmit by 802.11ac-VHT40 at channel 5755MHz Ant 2	

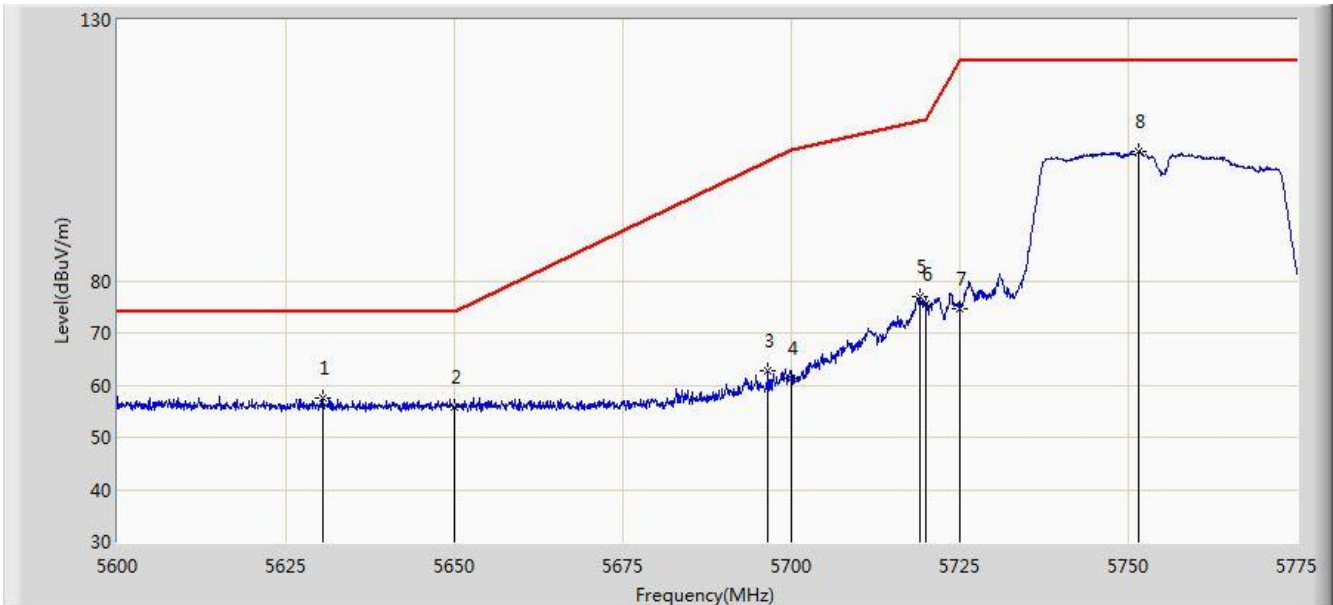


No	Flag	Mark	Frequency (MHz)	Measure Level (dBuV/m)	Reading Level (dBuV)	Margin (dB)	Limit (dBuV/m)	Factor (dB)	Type
1			5650.000	43.725	38.646	-10.275	54.000	5.078	AV
2		*	5752.775	93.213	87.714	N/A	N/A	5.499	AV

Note: Measure Level (dB μ V/m) = Reading Level (dB μ V) + Factor (dB)

Factor (dB) = Cable Loss (dB) + Antenna Factor (dB) (dB/m) - Pre_Amplifier Gain (dB)

Site: AC1	Time: 2017/08/02 - 14:35
Limit: FCC_Part15.407_RE(3m)	Engineer: Kevin Ker
Probe: BBHA9120D_1GHz_18GHz	Polarity: Vertical
EUT: AC220i Wi-Fi AP ID omni antenna US	Power: AC 120V/60Hz
Test Mode: Transmit by 802.11ac-VHT40 at channel 5755MHz Ant 2	

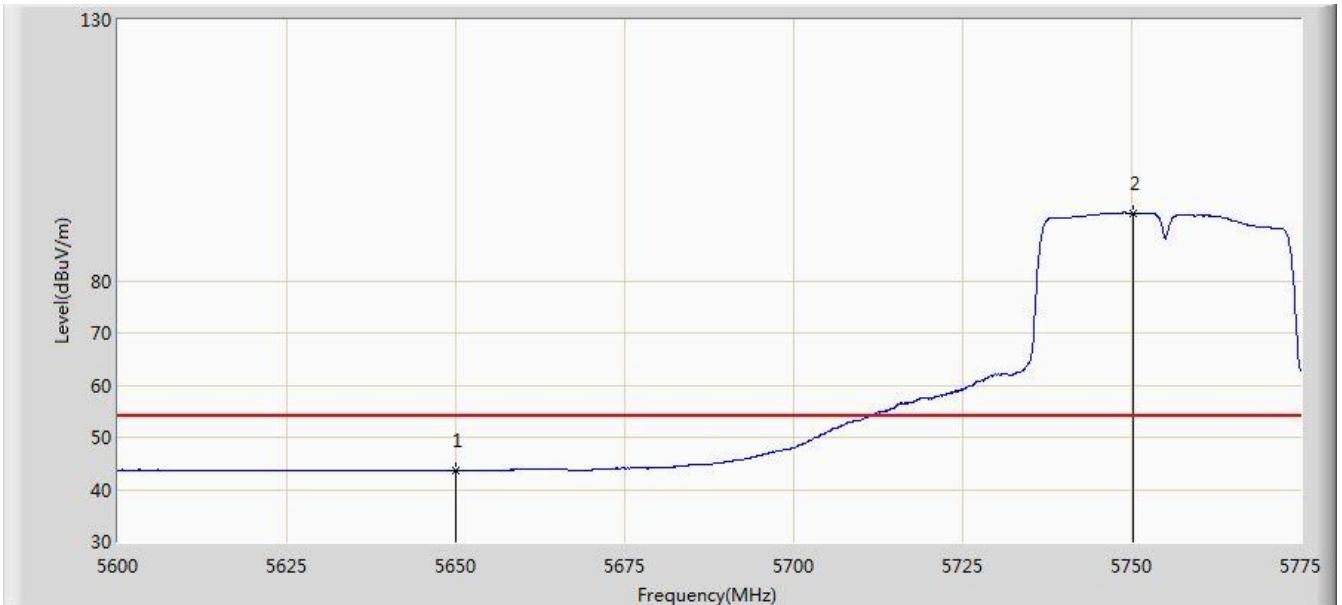


No	Flag	Mark	Frequency (MHz)	Measure Level (dBuV/m)	Reading Level (dBuV)	Margin (dB)	Limit (dBuV/m)	Factor (dB)	Type
1		*	5630.450	57.609	52.600	-16.391	74.000	5.009	PK
2			5650.000	55.691	50.612	-18.309	74.000	5.078	PK
3			5696.600	62.667	57.402	-40.420	103.087	5.264	PK
4			5700.000	61.439	56.160	-43.761	105.200	5.279	PK
5			5719.175	77.065	71.706	-33.504	110.569	5.360	PK
6			5720.000	75.621	70.258	-35.179	110.800	5.363	PK
7			5725.000	74.781	69.397	-47.419	122.200	5.384	PK
8			5751.550	104.701	99.207	N/A	N/A	5.494	PK

Note: Measure Level (dBuV/m) = Reading Level (dBuV) + Factor (dB)

Factor (dB) = Cable Loss (dB) + Antenna Factor (dB) (dB/m) - Pre_Amplifier Gain (dB)

Site: AC1	Time: 2017/08/02 - 14:36
Limit: FCC_Part15.209_RE(3m)	Engineer: Kevin Ker
Probe: BBHA9120D_1GHz_18GHz	Polarity: Vertical
EUT: AC220i Wi-Fi AP ID omni antenna US	Power: AC 120V/60Hz
Test Mode: Transmit by 802.11ac-VHT40 at channel 5755MHz Ant 2	

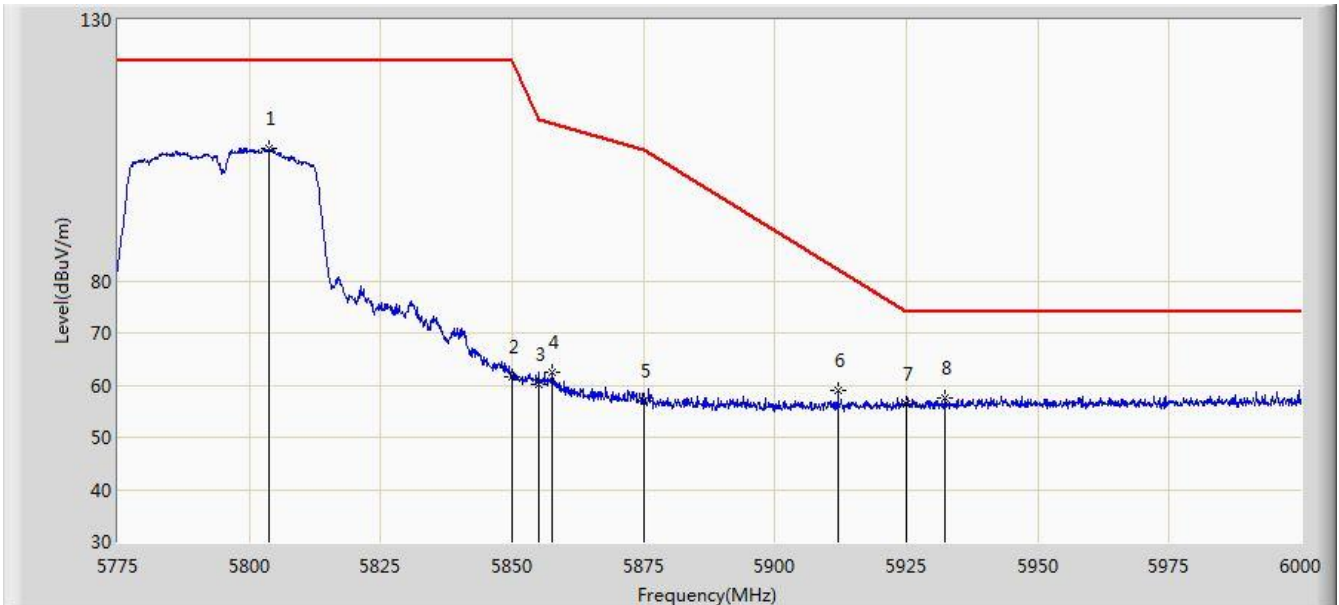


No	Flag	Mark	Frequency (MHz)	Measure Level (dBuV/m)	Reading Level (dBuV)	Margin (dB)	Limit (dBuV/m)	Factor (dB)	Type
1			5650.000	43.727	38.648	-10.273	54.000	5.078	AV
2		*	5750.150	92.932	87.444	N/A	N/A	5.488	AV

Note: Measure Level (dB μ V/m) = Reading Level (dB μ V) + Factor (dB)

Factor (dB) = Cable Loss (dB) + Antenna Factor (dB) (dB/m) - Pre_Amplifier Gain (dB)

Site: AC1	Time: 2017/08/02 - 14:37
Limit: FCC_Part15.407_RE(3m)	Engineer: Kevin Ker
Probe: BBHA9120D_1GHz_18GHz	Polarity: Horizontal
EUT: AC220i Wi-Fi AP ID omni antenna US	Power: AC 120V/60Hz
Test Mode: Transmit by 802.11ac-VHT40 at channel 5795MHz Ant 2	

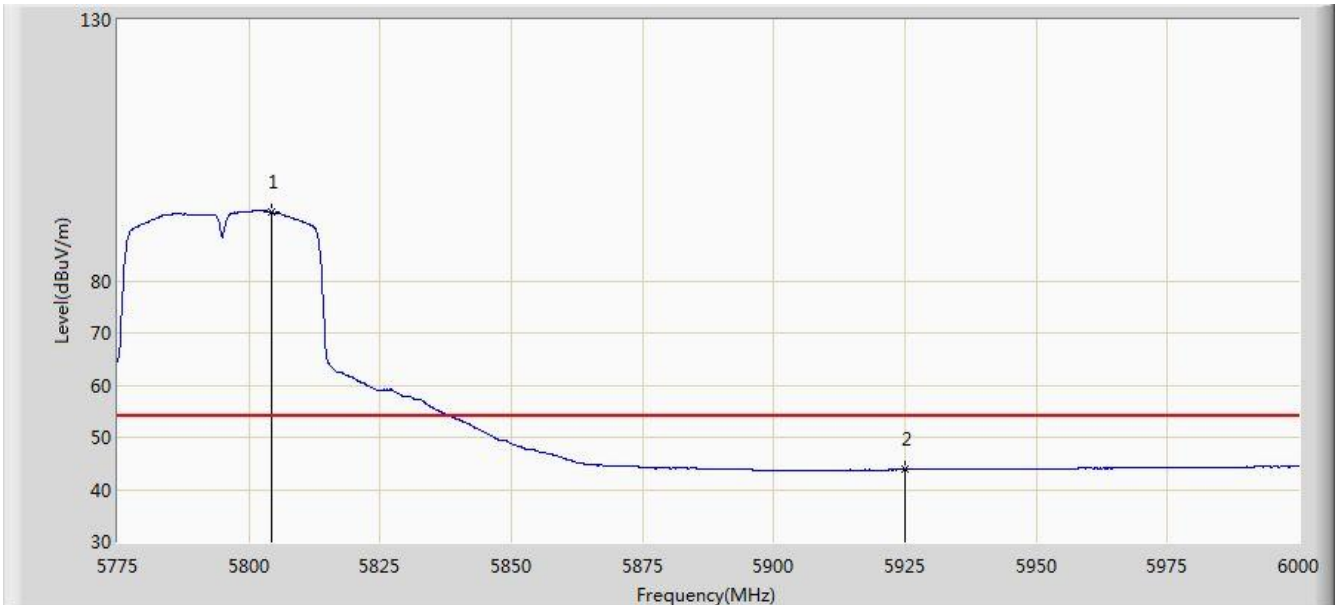


No	Flag	Mark	Frequency (MHz)	Measure Level (dBuV/m)	Reading Level (dBuV)	Margin (dB)	Limit (dBuV/m)	Factor (dB)	Type
1			5803.687	105.326	99.628	N/A	N/A	5.697	PK
2			5850.000	61.631	55.747	-60.569	122.200	5.884	PK
3			5855.000	60.015	54.111	-50.785	110.800	5.904	PK
4			5857.687	62.352	56.437	-47.695	110.047	5.914	PK
5			5875.000	56.984	51.000	-48.216	105.200	5.985	PK
6			5912.025	58.909	52.777	-23.162	82.071	6.131	PK
7			5925.000	56.430	50.249	-17.570	74.000	6.182	PK
8		*	5932.388	57.653	51.443	-16.347	74.000	6.210	PK

Note: Measure Level (dBuV/m) = Reading Level (dBuV) + Factor (dB)

Factor (dB) = Cable Loss (dB) + Antenna Factor (dB) (dB/m) - Pre_Amplifier Gain (dB)

Site: AC1	Time: 2017/08/02 - 14:38
Limit: FCC_Part15.209_RE(3m)	Engineer: Kevin Ker
Probe: BBHA9120D_1GHz_18GHz	Polarity: Horizontal
EUT: AC220i Wi-Fi AP ID omni antenna US	Power: AC 120V/60Hz
Test Mode: Transmit by 802.11ac-VHT40 at channel 5795MHz Ant 2	

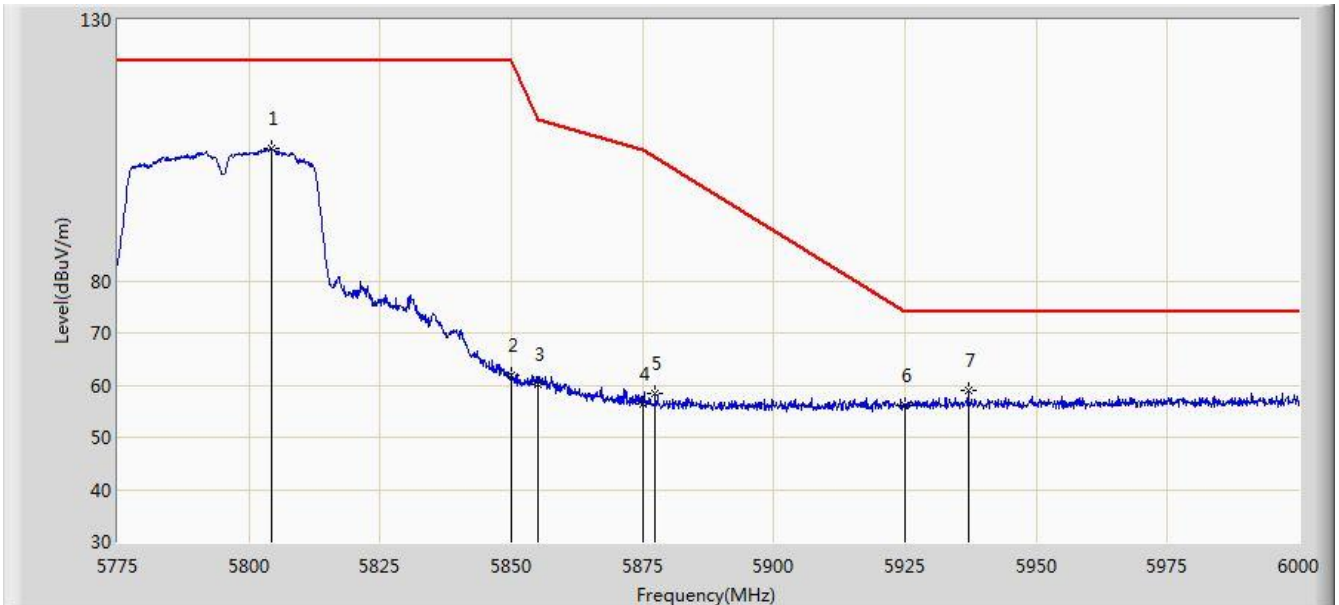


No	Flag	Mark	Frequency (MHz)	Measure Level (dBuV/m)	Reading Level (dBuV)	Margin (dB)	Limit (dBuV/m)	Factor (dB)	Type
1		*	5804.250	93.212	87.512	N/A	N/A	5.700	AV
2			5925.000	43.848	37.667	-10.152	54.000	6.182	AV

Note: Measure Level (dB μ V/m) = Reading Level (dB μ V) + Factor (dB)

Factor (dB) = Cable Loss (dB) + Antenna Factor (dB) (dB/m) - Pre_Amplifier Gain (dB)

Site: AC1	Time: 2017/08/02 - 14:38
Limit: FCC_Part15.407_RE(3m)	Engineer: Kevin Ker
Probe: BBHA9120D_1GHz_18GHz	Polarity: Vertical
EUT: AC220i Wi-Fi AP ID omni antenna US	Power: AC 120V/60Hz
Test Mode: Transmit by 802.11ac-VHT40 at channel 5795MHz Ant 2	

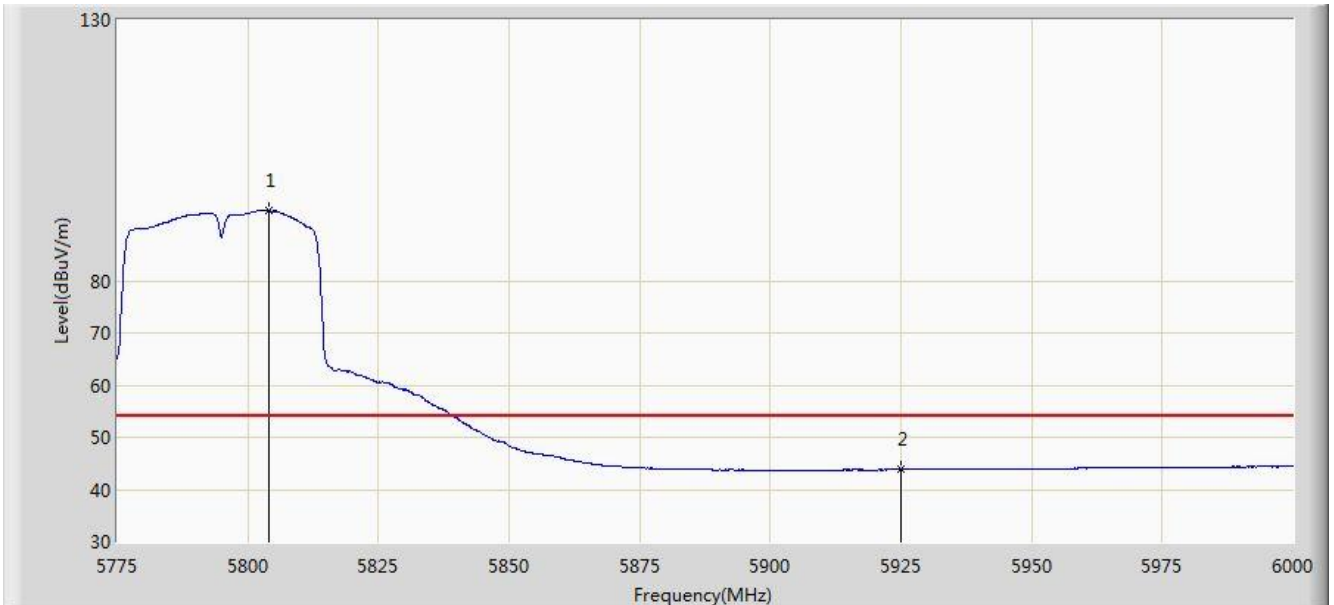


No	Flag	Mark	Frequency (MHz)	Measure Level (dBuV/m)	Reading Level (dBuV)	Margin (dB)	Limit (dBuV/m)	Factor (dB)	Type
1			5804.250	105.322	99.622	N/A	N/A	5.700	PK
2			5850.000	61.759	55.875	-60.441	122.200	5.884	PK
3			5855.000	60.139	54.235	-50.661	110.800	5.904	PK
4			5875.000	56.368	50.384	-48.832	105.200	5.985	PK
5			5877.487	58.418	52.424	-45.223	103.642	5.995	PK
6			5925.000	56.147	49.966	-17.853	74.000	6.182	PK
7		*	5937.000	59.103	52.875	-14.897	74.000	6.228	PK

Note: Measure Level (dB μ V/m) = Reading Level (dB μ V) + Factor (dB)

Factor (dB) = Cable Loss (dB) + Antenna Factor (dB) (dB/m) - Pre_Amplifier Gain (dB)

Site: AC1	Time: 2017/08/02 - 14:39
Limit: FCC_Part15.209_RE(3m)	Engineer: Kevin Ker
Probe: BBHA9120D_1GHz_18GHz	Polarity: Vertical
EUT: AC220i Wi-Fi AP ID omni antenna US	Power: AC 120V/60Hz
Test Mode: Transmit by 802.11ac-VHT40 at channel 5795MHz Ant 2	

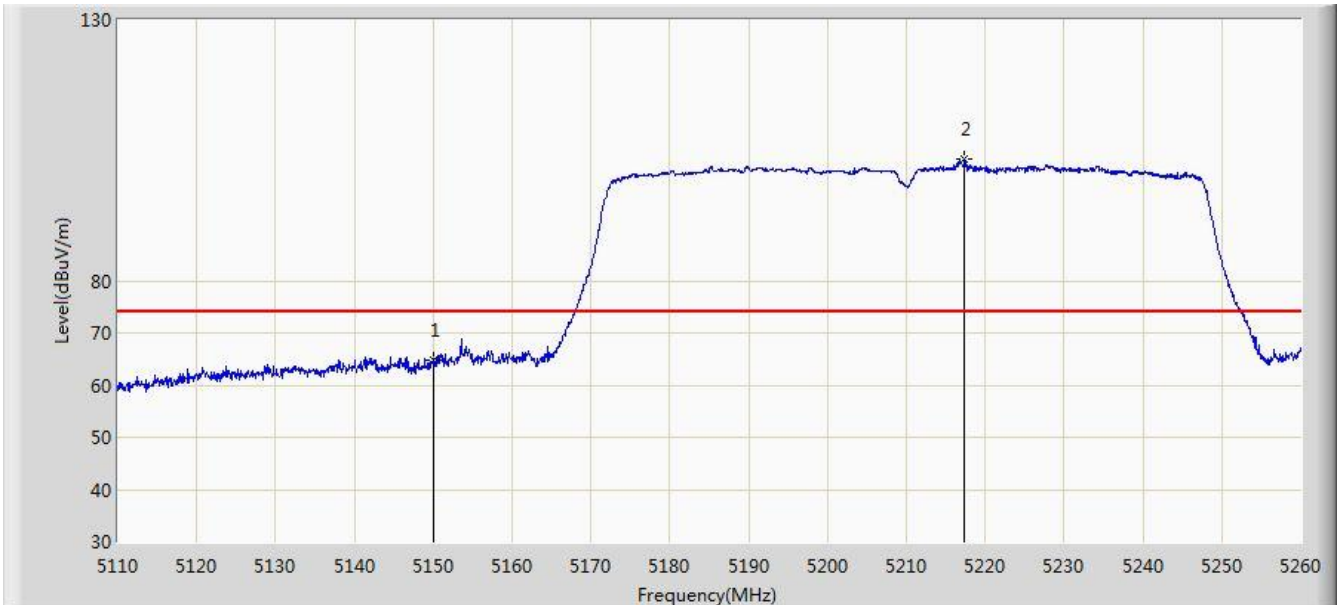


No	Flag	Mark	Frequency (MHz)	Measure Level (dBuV/m)	Reading Level (dBuV)	Margin (dB)	Limit (dBuV/m)	Factor (dB)	Type
1		*	5803.913	93.386	87.687	N/A	N/A	5.699	AV
2			5925.000	43.860	37.679	-10.140	54.000	6.182	AV

Note: Measure Level (dB μ V/m) = Reading Level (dB μ V) + Factor (dB)

Factor (dB) = Cable Loss (dB) + Antenna Factor (dB) (dB/m) - Pre_Amplifier Gain (dB)

Site: AC1	Time: 2017/08/02 - 14:41
Limit: FCC_Part15.209_RE(3m)	Engineer: Kevin Ker
Probe: BBHA9120D_1GHz_18GHz	Polarity: Horizontal
EUT: AC220i Wi-Fi AP ID omni antenna US	Power: AC 120V/60Hz
Test Mode: Transmit by 802.11ac-VHT80 at channel 5210MHz Ant 2	

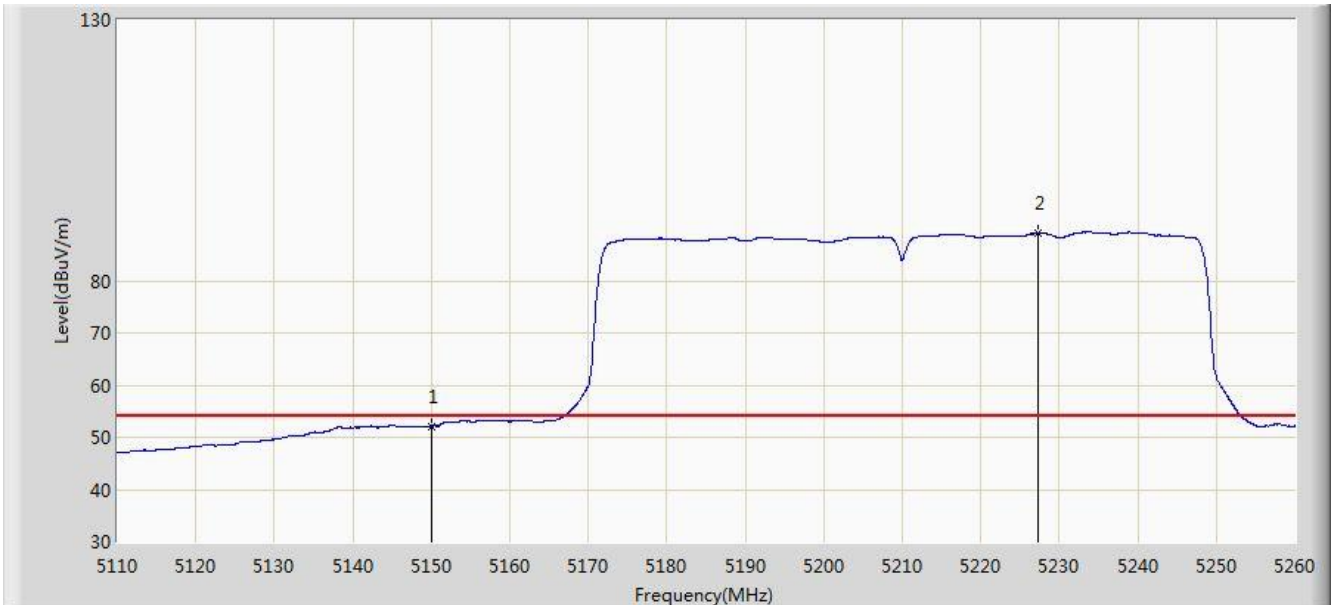


No	Flag	Mark	Frequency (MHz)	Measure Level (dBuV/m)	Reading Level (dBuV)	Margin (dB)	Limit (dBuV/m)	Factor (dB)	Type
1			5150.000	64.757	60.913	-9.243	74.000	3.844	PK
2		*	5217.400	103.273	99.326	N/A	N/A	3.947	PK

Note: Measure Level (dB μ V/m) = Reading Level (dB μ V) + Factor (dB)

Factor (dB) = Cable Loss (dB) + Antenna Factor (dB) (dB/m) - Pre_Amplifier Gain (dB)

Site: AC1	Time: 2017/08/02 - 14:42
Limit: FCC_Part15.209_RE(3m)	Engineer: Kevin Ker
Probe: BBHA9120D_1GHz_18GHz	Polarity: Horizontal
EUT: AC220i Wi-Fi AP ID omni antenna US	Power: AC 120V/60Hz
Test Mode: Transmit by 802.11ac-VHT80 at channel 5210MHz Ant 2	

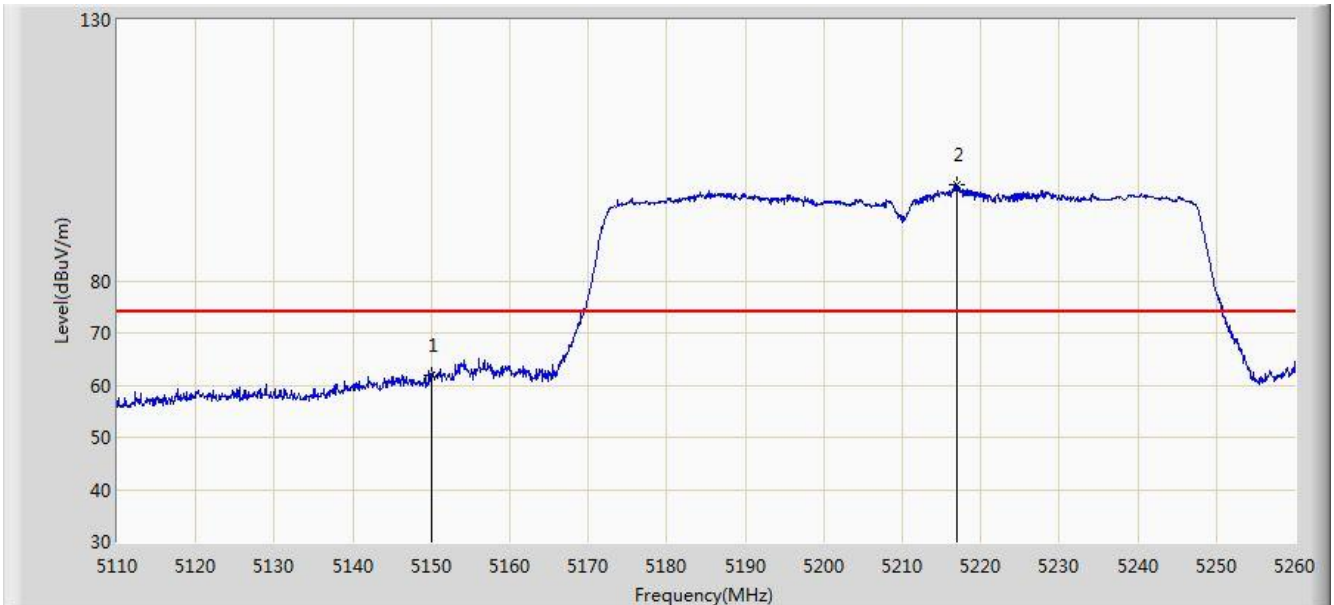


No	Flag	Mark	Frequency (MHz)	Measure Level (dBuV/m)	Reading Level (dBuV)	Margin (dB)	Limit (dBuV/m)	Factor (dB)	Type
1			5150.000	52.148	48.304	-1.852	54.000	3.844	AV
2		*	5227.375	89.161	85.198	N/A	N/A	3.963	AV

Note: Measure Level (dB μ V/m) = Reading Level (dB μ V) + Factor (dB)

Factor (dB) = Cable Loss (dB) + Antenna Factor (dB) (dB/m) - Pre_Amplifier Gain (dB)

Site: AC1	Time: 2017/08/02 - 14:45
Limit: FCC_Part15.209_RE(3m)	Engineer: Kevin Ker
Probe: BBHA9120D_1GHz_18GHz	Polarity: Vertical
EUT: AC220i Wi-Fi AP ID omni antenna US	Power: AC 120V/60Hz
Test Mode: Transmit by 802.11ac-VHT80 at channel 5210MHz Ant 2	

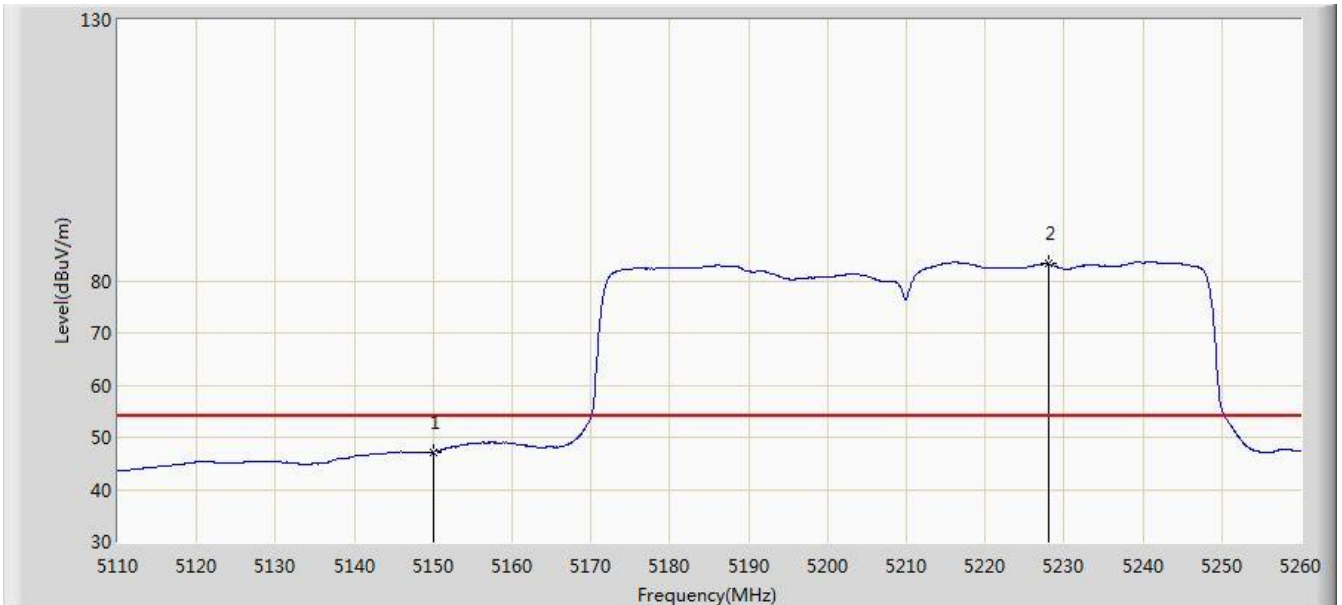


No	Flag	Mark	Frequency (MHz)	Measure Level (dBuV/m)	Reading Level (dBuV)	Margin (dB)	Limit (dBuV/m)	Factor (dB)	Type
1			5150.000	61.811	57.967	-12.189	74.000	3.844	PK
2		*	5217.025	98.352	94.405	N/A	N/A	3.947	PK

Note: Measure Level (dB μ V/m) = Reading Level (dB μ V) + Factor (dB)

Factor (dB) = Cable Loss (dB) + Antenna Factor (dB) (dB/m) - Pre_Amplifier Gain (dB)

Site: AC1	Time: 2017/08/02 - 14:46
Limit: FCC_Part15.209_RE(3m)	Engineer: Kevin Ker
Probe: BBHA9120D_1GHz_18GHz	Polarity: Vertical
EUT: AC220i Wi-Fi AP ID omni antenna US	Power: AC 120V/60Hz
Test Mode: Transmit by 802.11ac-VHT80 at channel 5210MHz Ant 2	

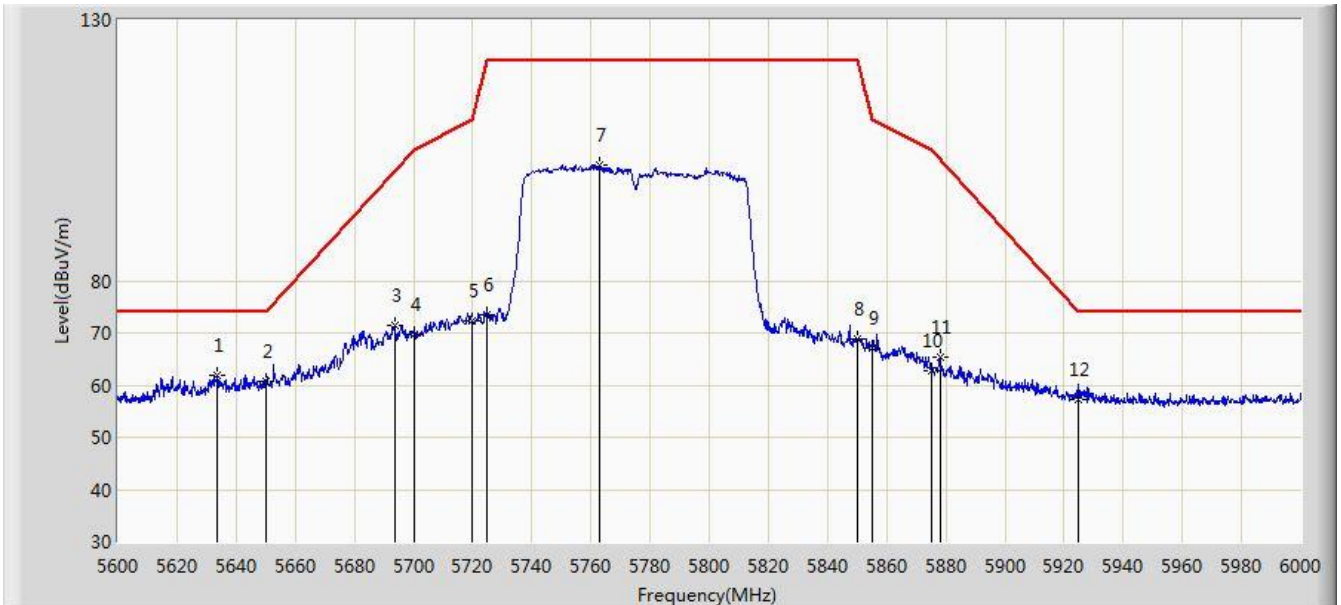


No	Flag	Mark	Frequency (MHz)	Measure Level (dBuV/m)	Reading Level (dBuV)	Margin (dB)	Limit (dBuV/m)	Factor (dB)	Type
1			5150.000	47.202	43.358	-6.798	54.000	3.844	AV
2		*	5227.975	83.286	79.322	N/A	N/A	3.965	AV

Note: Measure Level (dB μ V/m) = Reading Level (dB μ V) + Factor (dB)

Factor (dB) = Cable Loss (dB) + Antenna Factor (dB) (dB/m) - Pre_Amplifier Gain (dB)

Site: AC1	Time: 2017/08/02 - 14:47
Limit: FCC_Part15.407_RE(3m)	Engineer: Kevin Ker
Probe: BBHA9120D_1GHz_18GHz	Polarity: Horizontal
EUT: AC220i Wi-Fi AP ID omni antenna US	Power: AC 120V/60Hz
Test Mode: Transmit by 802.11ac-VHT80 at channel 5775MHz Ant 2	

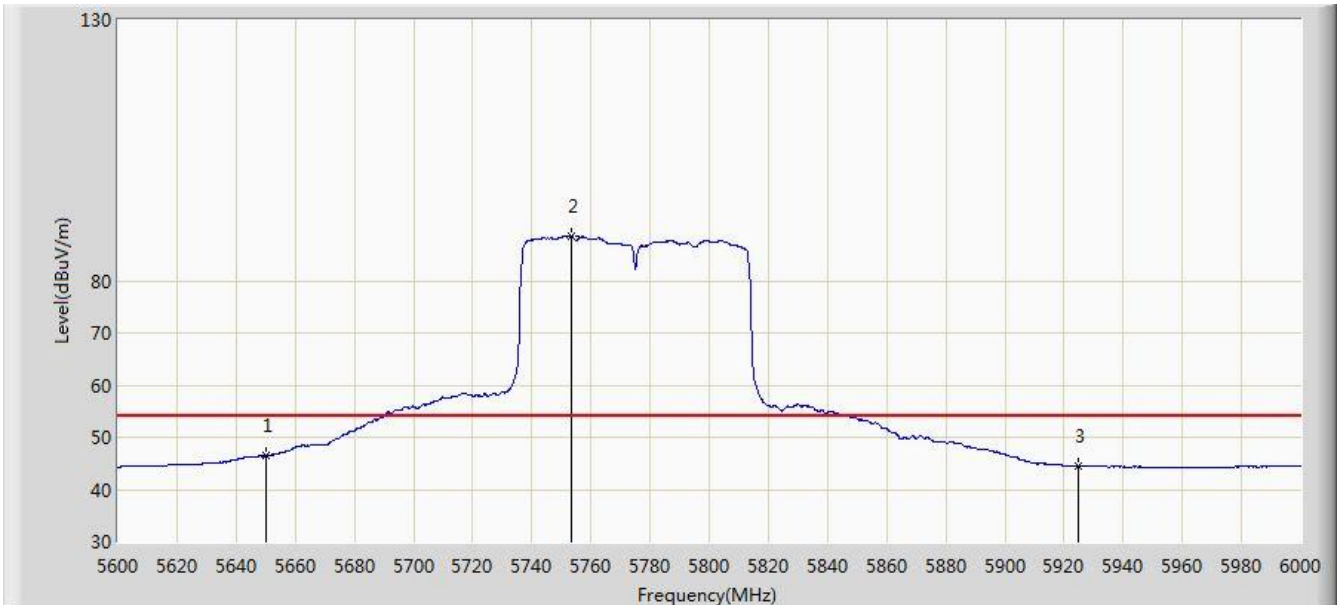


No	Flag	Mark	Frequency (MHz)	Measure Level (dBuV/m)	Reading Level (dBuV)	Margin (dB)	Limit (dBuV/m)	Factor (dB)	Type
1		*	5633.600	61.839	56.819	-12.161	74.000	5.020	PK
2			5650.000	60.809	55.730	-13.191	74.000	5.078	PK
3			5693.800	71.545	66.292	-29.801	101.346	5.254	PK
4			5700.000	69.701	64.422	-35.499	105.200	5.279	PK
5			5720.000	72.445	67.082	-38.355	110.800	5.363	PK
6			5725.000	73.432	68.048	-48.768	122.200	5.384	PK
7			5762.800	102.209	96.670	N/A	N/A	5.538	PK
8			5850.000	68.856	62.972	-53.344	122.200	5.884	PK
9			5855.000	67.087	61.183	-43.713	110.800	5.904	PK
10			5875.000	62.633	56.649	-42.567	105.200	5.985	PK
11			5878.000	65.300	59.303	-38.021	103.321	5.996	PK
12			5925.000	57.263	51.082	-16.737	74.000	6.182	PK

Note: Measure Level (dBuV/m) = Reading Level (dBuV) + Factor (dB)

Factor (dB) = Cable Loss (dB) + Antenna Factor (dB) (dB/m) - Pre_Amplifier Gain (dB)

Site: AC1	Time: 2017/08/02 - 14:49
Limit: FCC_Part15.209_RE(3m)	Engineer: Kevin Ker
Probe: BBHA9120D_1GHz_18GHz	Polarity: Horizontal
EUT: AC220i Wi-Fi AP ID omni antenna US	Power: AC 120V/60Hz
Test Mode: Transmit by 802.11ac-VHT80 at channel 5775MHz Ant 2	

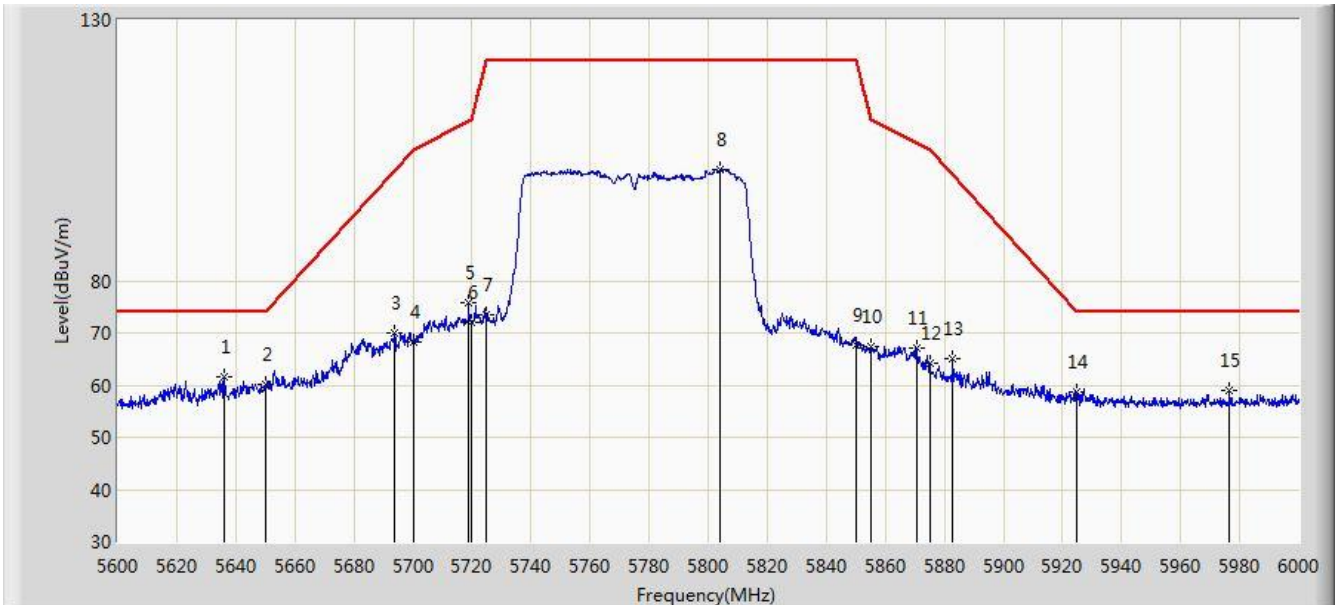


No	Flag	Mark	Frequency (MHz)	Measure Level (dBuV/m)	Reading Level (dBuV)	Margin (dB)	Limit (dBuV/m)	Factor (dB)	Type
1			5650.000	46.537	41.458	-7.463	54.000	5.078	AV
2		*	5753.400	88.548	83.047	N/A	N/A	5.501	AV
3			5925.000	44.476	38.295	-9.524	54.000	6.182	AV

Note: Measure Level (dB μ V/m) = Reading Level (dB μ V) + Factor (dB)

Factor (dB) = Cable Loss (dB) + Antenna Factor (dB) (dB/m) - Pre_Amplifier Gain (dB)

Site: AC1	Time: 2017/08/02 - 14:50
Limit: FCC_Part15.407_RE(3m)	Engineer: Kevin Ker
Probe: BBHA9120D_1GHz_18GHz	Polarity: Vertical
EUT: AC220i Wi-Fi AP ID omni antenna US	Power: AC 120V/60Hz
Test Mode: Transmit by 802.11ac-VHT80 at channel 5775MHz Ant 2	

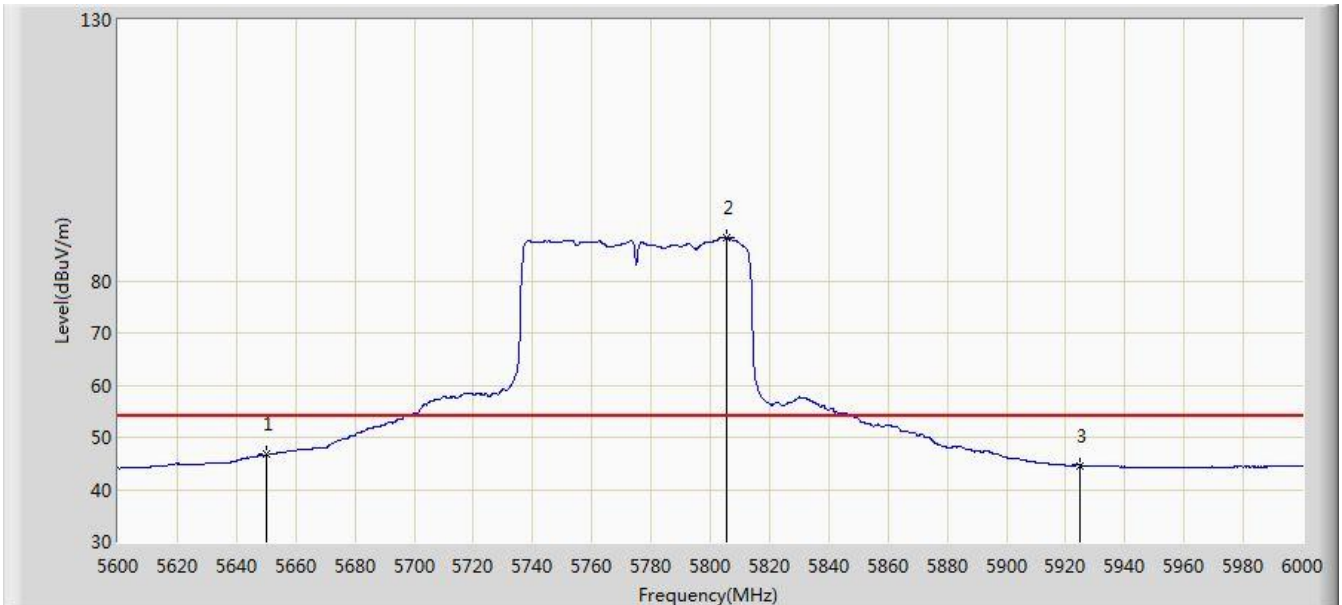


No	Flag	Mark	Frequency (MHz)	Measure Level (dBuV/m)	Reading Level (dBuV)	Margin (dB)	Limit (dBuV/m)	Factor (dB)	Type
1		*	5636.200	61.586	56.557	-12.414	74.000	5.029	PK
2			5650.000	60.087	55.008	-13.913	74.000	5.078	PK
3			5693.800	69.913	64.660	-31.433	101.346	5.254	PK
4			5700.000	68.257	62.978	-36.943	105.200	5.279	PK
5			5718.800	75.845	70.487	-34.620	110.465	5.358	PK
6			5720.000	71.971	66.608	-38.829	110.800	5.363	PK
7			5725.000	73.575	68.191	-48.625	122.200	5.384	PK
8			5804.200	101.344	95.644	N/A	N/A	5.700	PK
9			5850.000	67.638	61.754	-54.562	122.200	5.884	PK
10			5855.000	67.491	61.587	-43.309	110.800	5.904	PK
11			5870.800	67.146	61.178	-39.229	106.374	5.967	PK
12			5875.000	64.130	58.146	-41.070	105.200	5.985	PK
13			5882.800	64.972	58.956	-35.343	100.315	6.015	PK
14			5925.000	58.733	52.552	-15.267	74.000	6.182	PK
15			5976.600	58.871	52.496	-15.129	74.000	6.375	PK

Note: Measure Level (dBμV/m) = Reading Level (dBμV) + Factor (dB)

Factor (dB) = Cable Loss (dB) + Antenna Factor (dB) (dB/m) - Pre_Amplifier Gain (dB)

Site: AC1	Time: 2017/08/02 - 14:51
Limit: FCC_Part15.209_RE(3m)	Engineer: Kevin Ker
Probe: BBHA9120D_1GHz_18GHz	Polarity: Vertical
EUT: AC220i Wi-Fi AP ID omni antenna US	Power: AC 120V/60Hz
Test Mode: Transmit by 802.11ac-VHT80 at channel 5775MHz Ant 2	

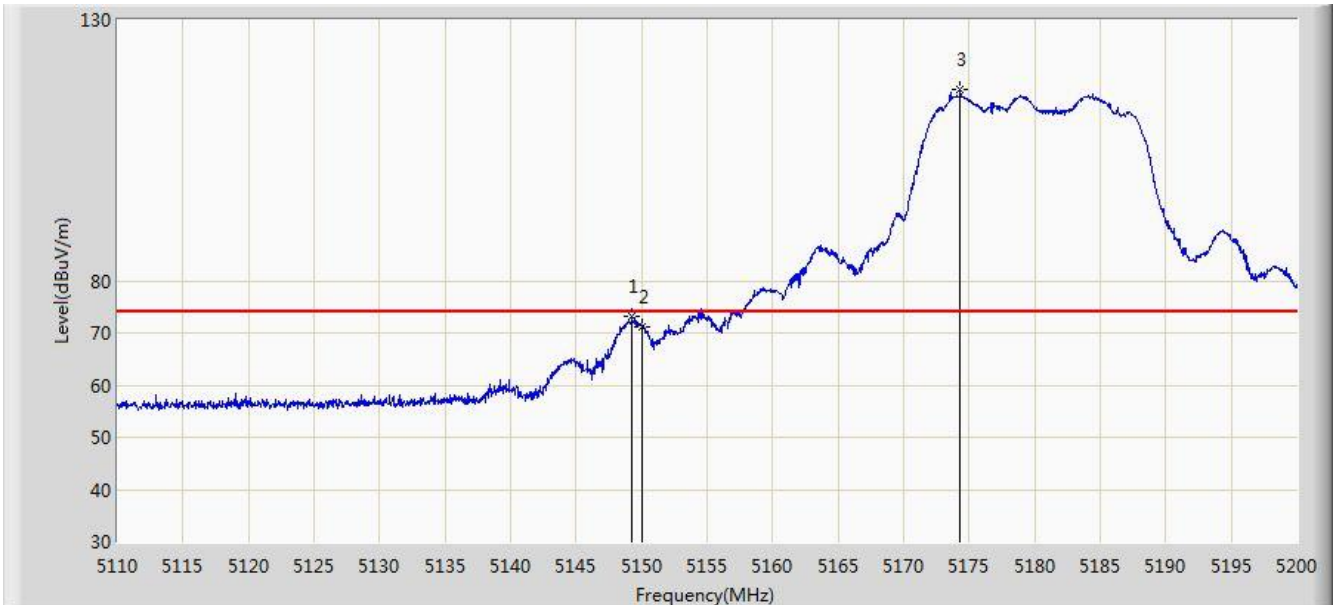


No	Flag	Mark	Frequency (MHz)	Measure Level (dBuV/m)	Reading Level (dBuV)	Margin (dB)	Limit (dBuV/m)	Factor (dB)	Type
1			5650.000	46.667	41.588	-7.333	54.000	5.078	AV
2		*	5805.600	88.294	82.589	N/A	N/A	5.705	AV
3			5925.000	44.637	38.456	-9.363	54.000	6.182	AV

Note: Measure Level (dB μ V/m) = Reading Level (dB μ V) + Factor (dB)

Factor (dB) = Cable Loss (dB) + Antenna Factor (dB) (dB/m) - Pre_Amplifier Gain (dB)

Site: AC1	Time: 2017/08/02 - 14:52
Limit: FCC_Part15.209_RE(3m)	Engineer: Kevin Ker
Probe: BBHA9120D_1GHz_18GHz	Polarity: Horizontal
EUT: AC220i Wi-Fi AP ID omni antenna US	Power: AC 120V/60Hz
Test Mode: Transmit by 802.11a at channel 5180MHz Ant 1 + 2 (CDD Mode)	



No	Flag	Mark	Frequency (MHz)	Measure Level (dBuV/m)	Reading Level (dBuV)	Margin (dB)	Limit (dBuV/m)	Factor (dB)	Type
1			5149.285	73.060	69.217	-0.940	74.000	3.842	PK
2			5150.000	71.112	67.268	-2.888	74.000	3.844	PK
3		*	5174.305	116.658	112.777	N/A	N/A	3.880	PK

Note: Measure Level (dB μ V/m) = Reading Level (dB μ V) + Factor (dB)

Factor (dB) = Cable Loss (dB) + Antenna Factor (dB/m) - Pre_Amplifier Gain (dB)

Site: AC1	Time: 2017/08/02 - 14:55
Limit: FCC_Part15.209_RE(3m)	Engineer: Kevin Ker
Probe: BBHA9120D_1GHz_18GHz	Polarity: Horizontal
EUT: AC220i Wi-Fi AP ID omni antenna US	Power: AC 120V/60Hz
Test Mode: Transmit by 802.11a at channel 5180MHz Ant 1 + 2 (CDD Mode)	

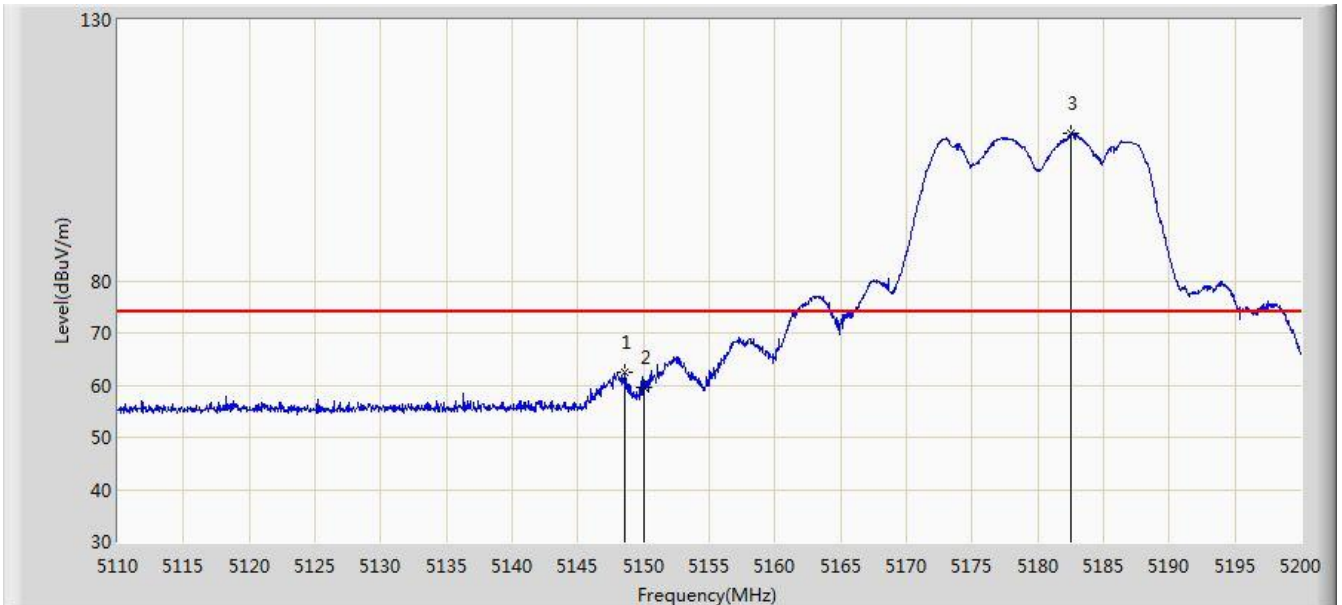


No	Flag	Mark	Frequency (MHz)	Measure Level (dBuV/m)	Reading Level (dBuV)	Margin (dB)	Limit (dBuV/m)	Factor (dB)	Type
1			5150.000	50.809	46.965	-3.191	54.000	3.844	AV
2		*	5178.940	103.142	99.255	N/A	N/A	3.887	AV

Note: Measure Level (dB μ V/m) = Reading Level (dB μ V) + Factor (dB)

Factor (dB) = Cable Loss (dB) + Antenna Factor (dB/m) - Pre_Amplifier Gain (dB)

Site: AC1	Time: 2017/08/02 - 14:56
Limit: FCC_Part15.209_RE(3m)	Engineer: Kevin Ker
Probe: BBHA9120D_1GHz_18GHz	Polarity: Vertical
EUT: AC220i Wi-Fi AP ID omni antenna US	Power: AC 120V/60Hz
Test Mode: Transmit by 802.11a at channel 5180MHz Ant 1 + 2 (CDD Mode)	

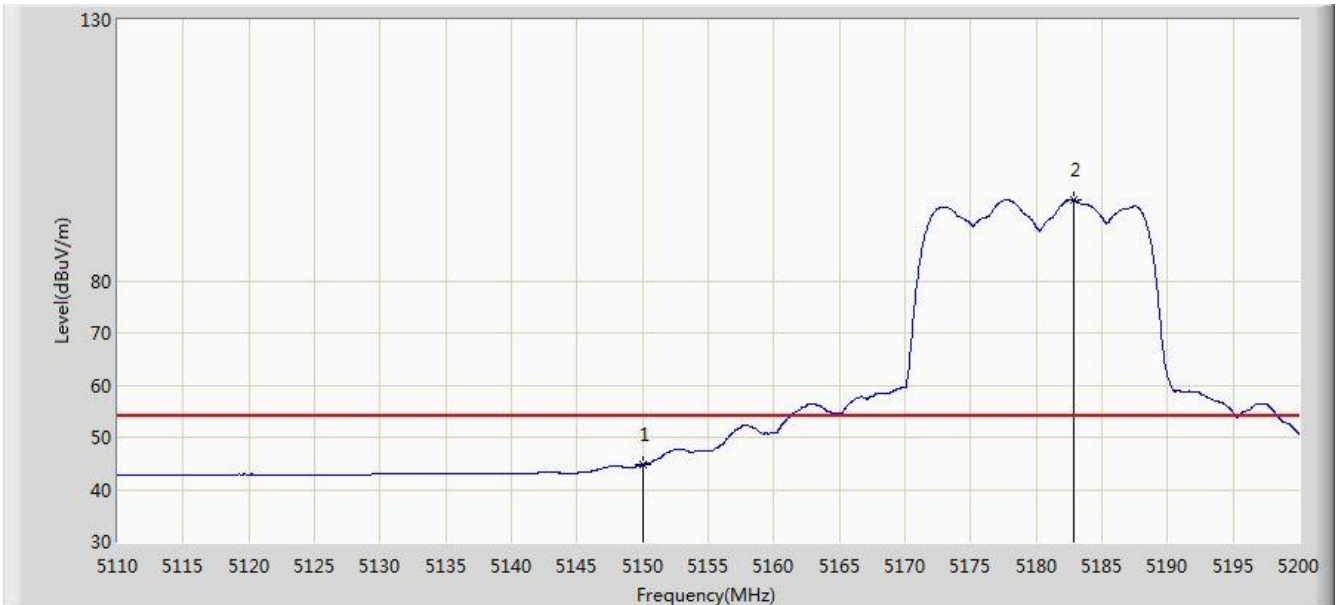


No	Flag	Mark	Frequency (MHz)	Measure Level (dBuV/m)	Reading Level (dBuV)	Margin (dB)	Limit (dBuV/m)	Factor (dB)	Type
1			5148.520	62.486	58.645	-11.514	74.000	3.841	PK
2			5150.000	59.480	55.636	-14.520	74.000	3.844	PK
3		*	5182.540	108.194	104.301	N/A	N/A	3.893	PK

Note: Measure Level (dB μ V/m) = Reading Level (dB μ V) + Factor (dB)

Factor (dB) = Cable Loss (dB) + Antenna Factor (dB/m) - Pre_Amplifier Gain (dB)

Site: AC1	Time: 2017/08/02 - 14:58
Limit: FCC_Part15.209_RE(3m)	Engineer: Kevin Ker
Probe: BBHA9120D_1GHz_18GHz	Polarity: Vertical
EUT: AC220i Wi-Fi AP ID omni antenna US	Power: AC 120V/60Hz
Test Mode: Transmit by 802.11a at channel 5180MHz Ant 1 + 2 (CDD Mode)	

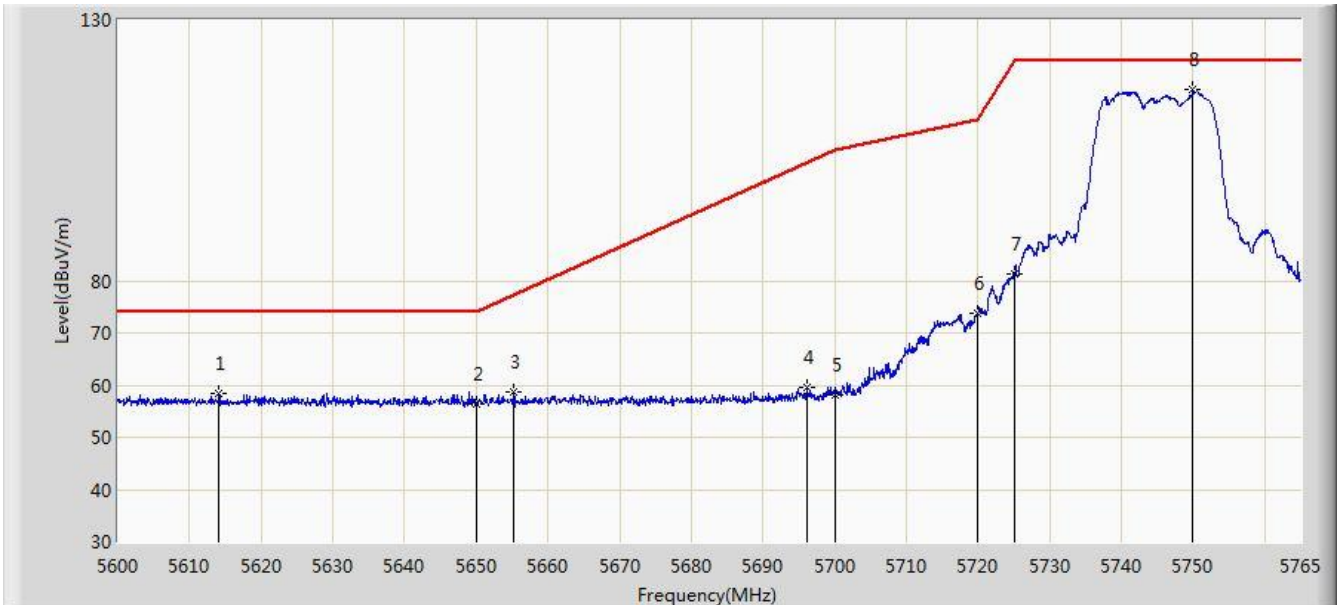


No	Flag	Mark	Frequency (MHz)	Measure Level (dBuV/m)	Reading Level (dBuV)	Margin (dB)	Limit (dBuV/m)	Factor (dB)	Type
1			5150.000	44.774	40.930	-9.226	54.000	3.844	AV
2		*	5182.855	95.433	91.540	N/A	N/A	3.893	AV

Note: Measure Level (dB μ V/m) = Reading Level (dB μ V) + Factor (dB)

Factor (dB) = Cable Loss (dB) + Antenna Factor (dB/m) - Pre_Amplifier Gain (dB)

Site: AC1	Time: 2017/08/02 - 15:01
Limit: FCC_Part15.407_RE(3m)	Engineer: Kevin Ker
Probe: BBHA9120D_1GHz_18GHz	Polarity: Horizontal
EUT: AC220i Wi-Fi AP ID omni antenna US	Power: AC 120V/60Hz
Test Mode: Transmit by 802.11a at channel 5745MHz Ant 1 + 2 (CDD Mode)	



No	Flag	Mark	Frequency (MHz)	Measure Level (dBuV/m)	Reading Level (dBuV)	Margin (dB)	Limit (dBuV/m)	Factor (dB)	Type
1			5614.107	58.446	53.494	-15.554	74.000	4.951	PK
2			5650.000	56.338	51.259	-17.662	74.000	5.078	PK
3			5655.275	58.662	53.564	-18.643	77.305	5.098	PK
4			5696.195	59.425	54.162	-43.410	102.835	5.264	PK
5			5700.000	58.203	52.924	-46.997	105.200	5.279	PK
6			5720.000	73.743	68.380	-37.057	110.800	5.363	PK
7			5725.000	81.246	75.862	-40.954	122.200	5.384	PK
8		*	5749.902	116.613	111.126	N/A	N/A	5.488	PK

Note: Measure Level (dBuV/m) = Reading Level (dBuV) + Factor (dB)

Factor (dB) = Cable Loss (dB) + Antenna Factor (dB/m) - Pre_Amplifier Gain (dB)

Site: AC1	Time: 2017/08/02 - 15:05
Limit: FCC_Part15.209_RE(3m)	Engineer: Kevin Ker
Probe: BBHA9120D_1GHz_18GHz	Polarity: Horizontal
EUT: AC220i Wi-Fi AP ID omni antenna US	Power: AC 120V/60Hz
Test Mode: Transmit by 802.11a at channel 5745MHz Ant 1 + 2 (CDD Mode)	

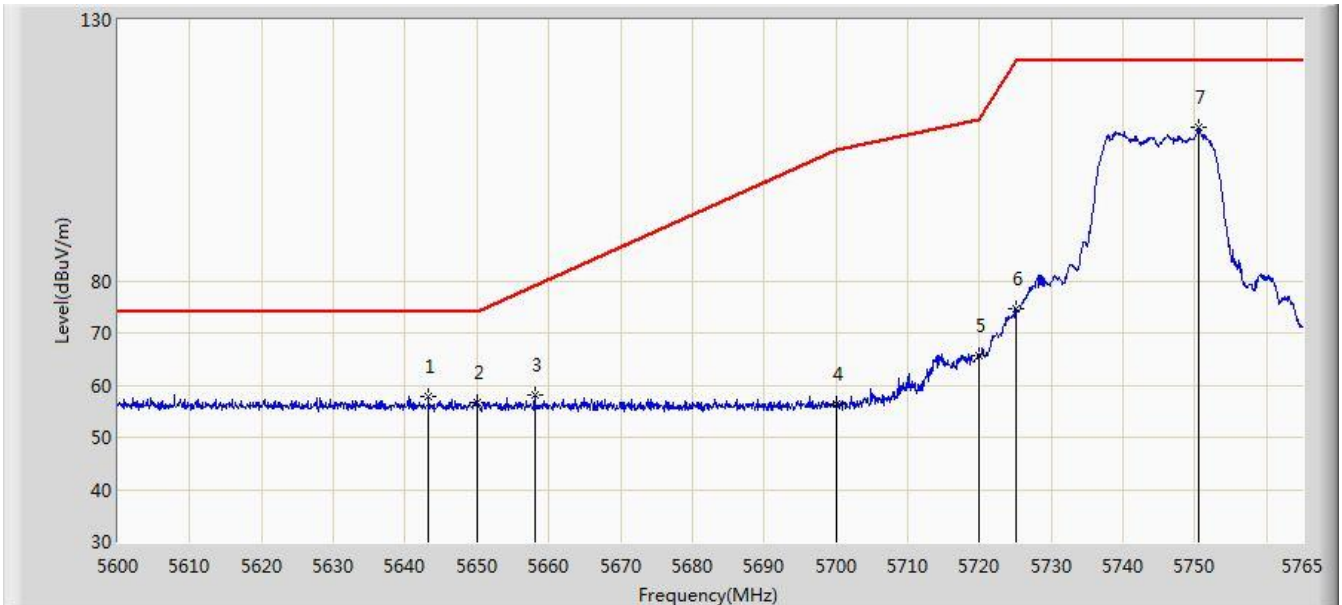


No	Flag	Mark	Frequency (MHz)	Measure Level (dBuV/m)	Reading Level (dBuV)	Margin (dB)	Limit (dBuV/m)	Factor (dB)	Type
1			5650.000	44.318	39.239	-9.682	54.000	5.078	AV
2		*	5739.672	104.109	98.663	N/A	N/A	5.446	AV

Note: Measure Level (dB μ V/m) = Reading Level (dB μ V) + Factor (dB)

Factor (dB) = Cable Loss (dB) + Antenna Factor (dB/m) - Pre_Amplifier Gain (dB)

Site: AC1	Time: 2017/08/02 - 15:07
Limit: FCC_Part15.407_RE(3m)	Engineer: Kevin Ker
Probe: BBHA9120D_1GHz_18GHz	Polarity: Vertical
EUT: AC220i Wi-Fi AP ID omni antenna US	Power: AC 120V/60Hz
Test Mode: Transmit by 802.11a at channel 5745MHz Ant 1 + 2 (CDD Mode)	

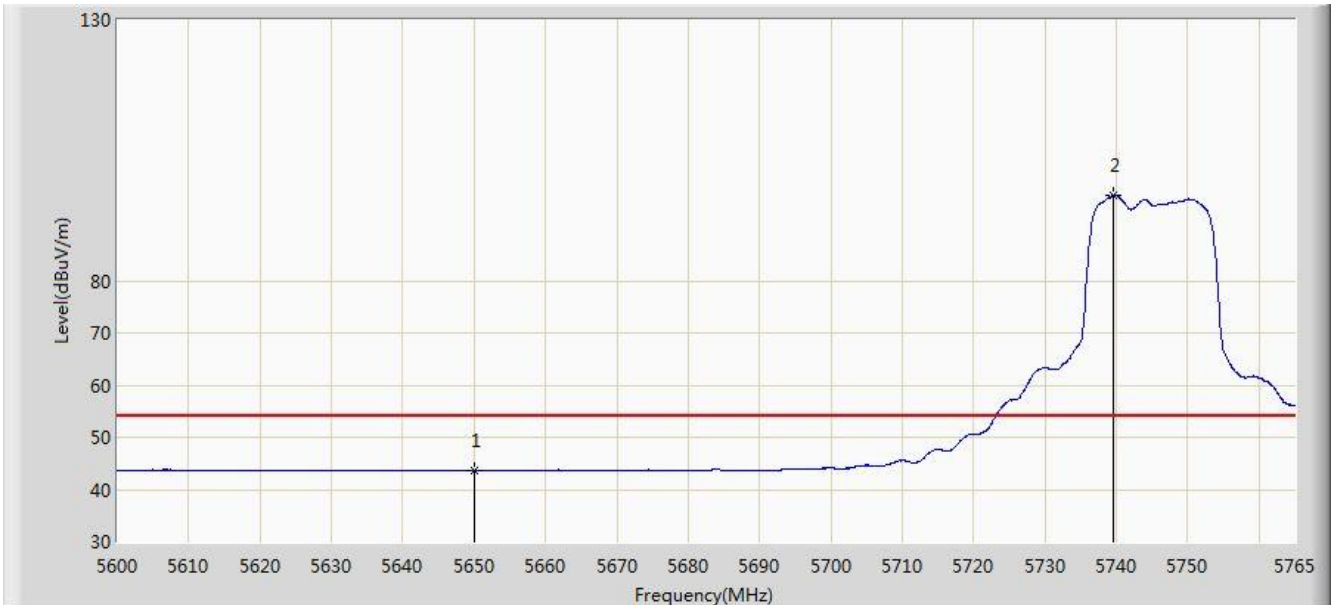


No	Flag	Mark	Frequency (MHz)	Measure Level (dBuV/m)	Reading Level (dBuV)	Margin (dB)	Limit (dBuV/m)	Factor (dB)	Type
1			5643.230	57.909	52.855	-16.091	74.000	5.055	PK
2			5650.000	56.530	51.451	-17.470	74.000	5.078	PK
3			5658.080	58.204	53.095	-20.856	79.061	5.109	PK
4			5700.000	56.395	51.116	-48.805	105.200	5.279	PK
5			5720.000	65.790	60.427	-45.010	110.800	5.363	PK
6			5725.000	74.780	69.396	-47.420	122.200	5.384	PK
7		*	5750.480	109.384	103.894	N/A	N/A	5.490	PK

Note: Measure Level (dB μ V/m) = Reading Level (dB μ V) + Factor (dB)

Factor (dB) = Cable Loss (dB) + Antenna Factor (dB/m) - Pre_Amplifier Gain (dB)

Site: AC1	Time: 2017/08/02 - 15:08
Limit: FCC_Part15.209_RE(3m)	Engineer: Kevin Ker
Probe: BBHA9120D_1GHz_18GHz	Polarity: Vertical
EUT: AC220i Wi-Fi AP ID omni antenna US	Power: AC 120V/60Hz
Test Mode: Transmit by 802.11a at channel 5745MHz Ant 1 + 2 (CDD Mode)	

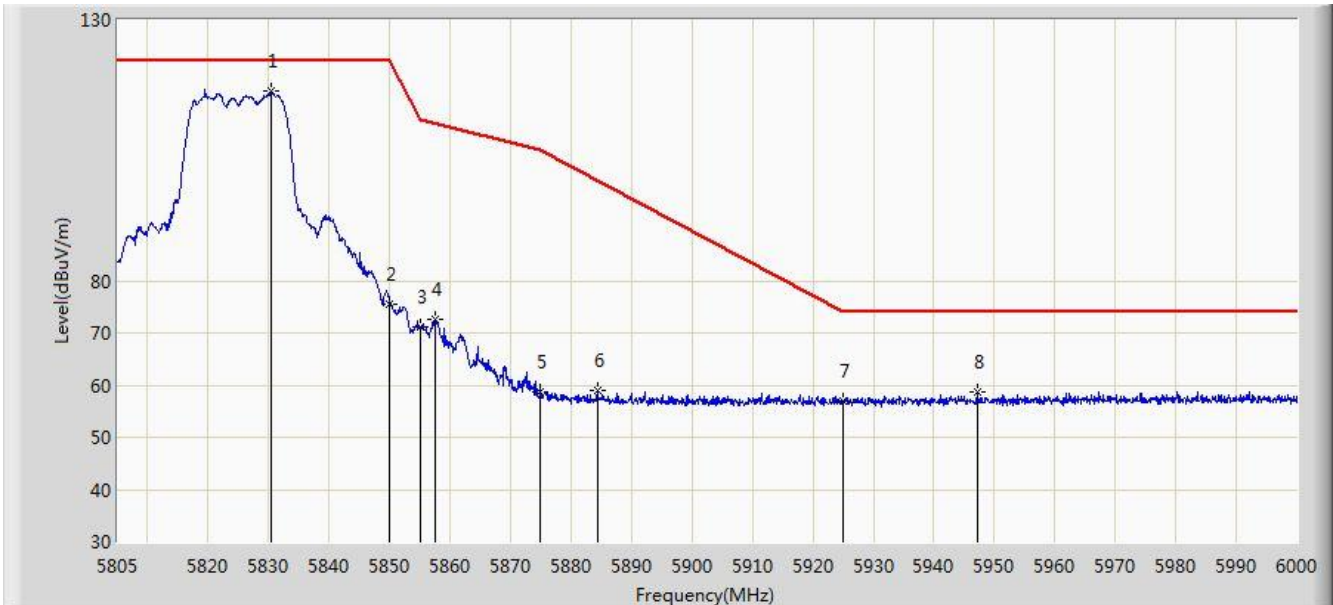


No	Flag	Mark	Frequency (MHz)	Measure Level (dBuV/m)	Reading Level (dBuV)	Margin (dB)	Limit (dBuV/m)	Factor (dB)	Type
1			5650.000	43.680	38.601	-10.320	54.000	5.078	AV
2		*	5739.507	96.336	90.891	N/A	N/A	5.445	AV

Note: Measure Level (dBuV/m) = Reading Level (dBuV) + Factor (dB)

Factor (dB) = Cable Loss (dB) + Antenna Factor (dB/m) - Pre_Amplifier Gain (dB)

Site: AC1	Time: 2017/08/02 - 15:09
Limit: FCC_Part15.407_RE(3m)	Engineer: Kevin Ker
Probe: BBHA9120D_1GHz_18GHz	Polarity: Horizontal
EUT: AC220i Wi-Fi AP ID omni antenna US	Power: AC 120V/60Hz
Test Mode: Transmit by 802.11a at channel 5825MHz Ant 1 + 2 (CDD Mode)	

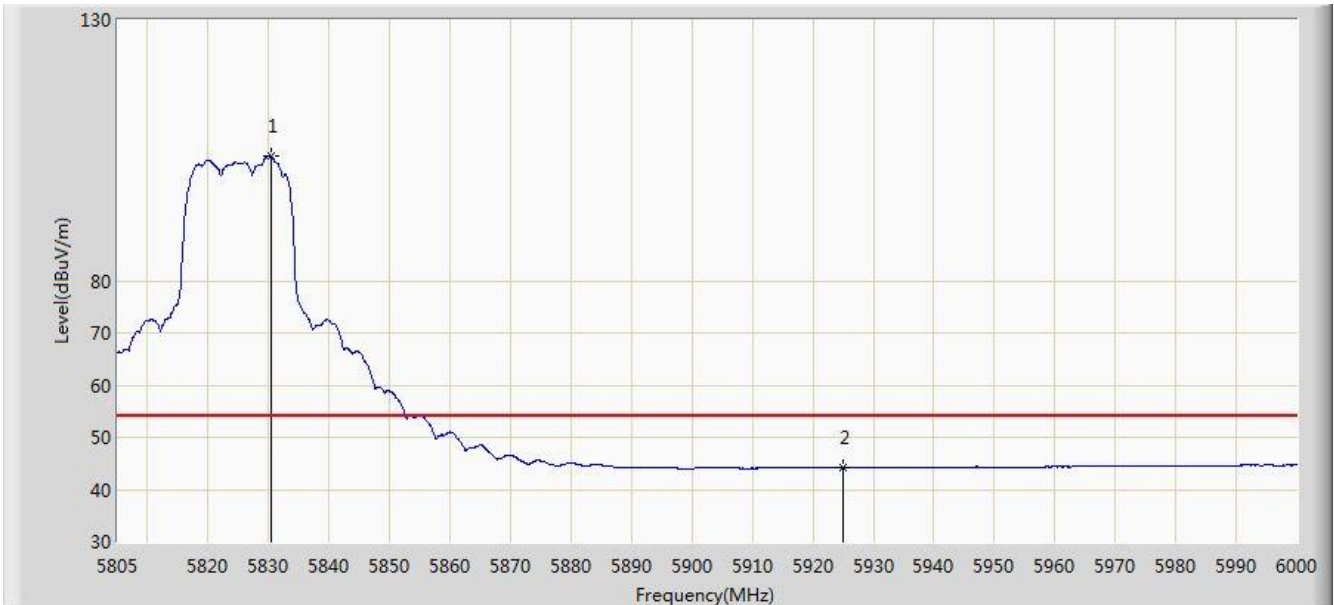


No	Flag	Mark	Frequency (MHz)	Measure Level (dBuV/m)	Reading Level (dBuV)	Margin (dB)	Limit (dBuV/m)	Factor (dB)	Type
1		*	5830.447	116.301	110.496	N/A	N/A	5.806	PK
2			5850.000	75.635	69.751	-46.565	122.200	5.884	PK
3			5855.000	71.067	65.163	-39.733	110.800	5.904	PK
4			5857.455	72.514	66.600	-37.598	110.112	5.914	PK
5			5875.000	58.809	52.825	-46.391	105.200	5.985	PK
6			5884.365	59.110	53.088	-40.226	99.336	6.023	PK
7			5925.000	56.967	50.786	-17.033	74.000	6.182	PK
8			5947.155	58.637	52.370	-15.363	74.000	6.267	PK

Note: Measure Level (dBuV/m) = Reading Level (dBuV) + Factor (dB)

Factor (dB) = Cable Loss (dB) + Antenna Factor (dB/m) - Pre_Amplifier Gain (dB)

Site: AC1	Time: 2017/08/02 - 15:11
Limit: FCC_Part15.209_RE(3m)	Engineer: Kevin Ker
Probe: BBHA9120D_1GHz_18GHz	Polarity: Horizontal
EUT: AC220i Wi-Fi AP ID omni antenna US	Power: AC 120V/60Hz
Test Mode: Transmit by 802.11a at channel 5825MHz Ant 1 + 2 (CDD Mode)	

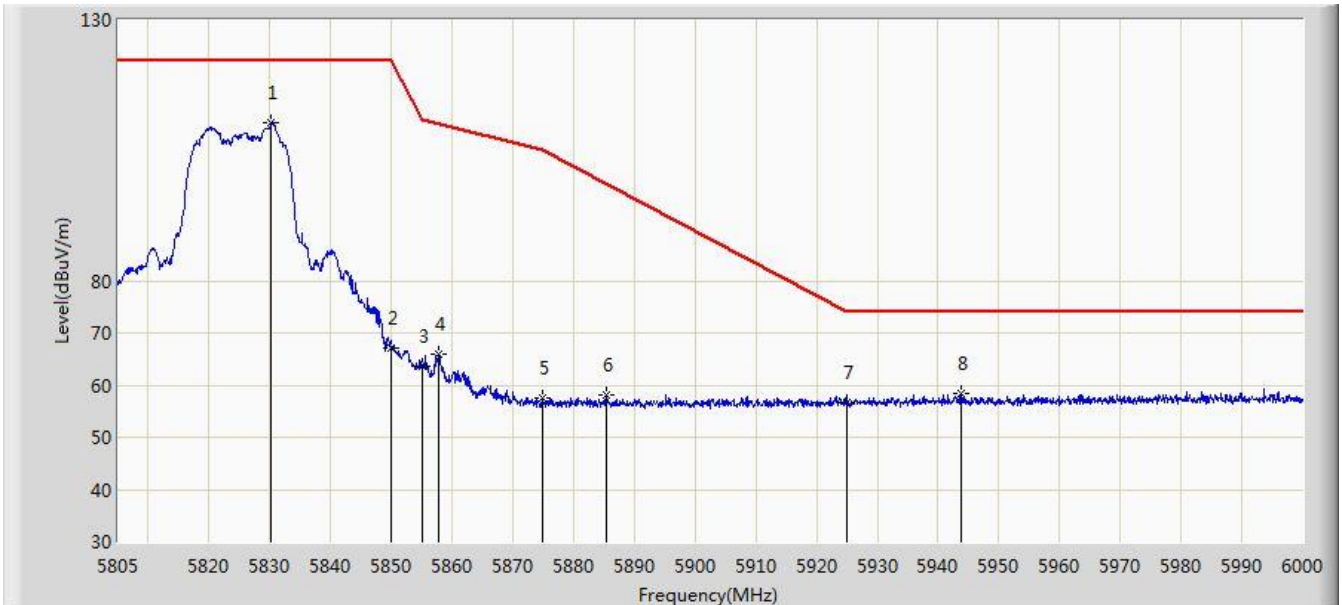


No	Flag	Mark	Frequency (MHz)	Measure Level (dBuV/m)	Reading Level (dBuV)	Margin (dB)	Limit (dBuV/m)	Factor (dB)	Type
1		*	5830.350	103.804	97.999	N/A	N/A	5.806	AV
2			5925.000	44.255	38.074	-9.745	54.000	6.182	AV

Note: Measure Level (dB μ V/m) = Reading Level (dB μ V) + Factor (dB)

Factor (dB) = Cable Loss (dB) + Antenna Factor (dB/m) - Pre_Amplifier Gain (dB)

Site: AC1	Time: 2017/08/02 - 15:12
Limit: FCC_Part15.407_RE(3m)	Engineer: Kevin Ker
Probe: BBHA9120D_1GHz_18GHz	Polarity: Vertical
EUT: AC220i Wi-Fi AP ID omni antenna US	Power: AC 120V/60Hz
Test Mode: Transmit by 802.11a at channel 5825MHz Ant 1 + 2 (CDD Mode)	

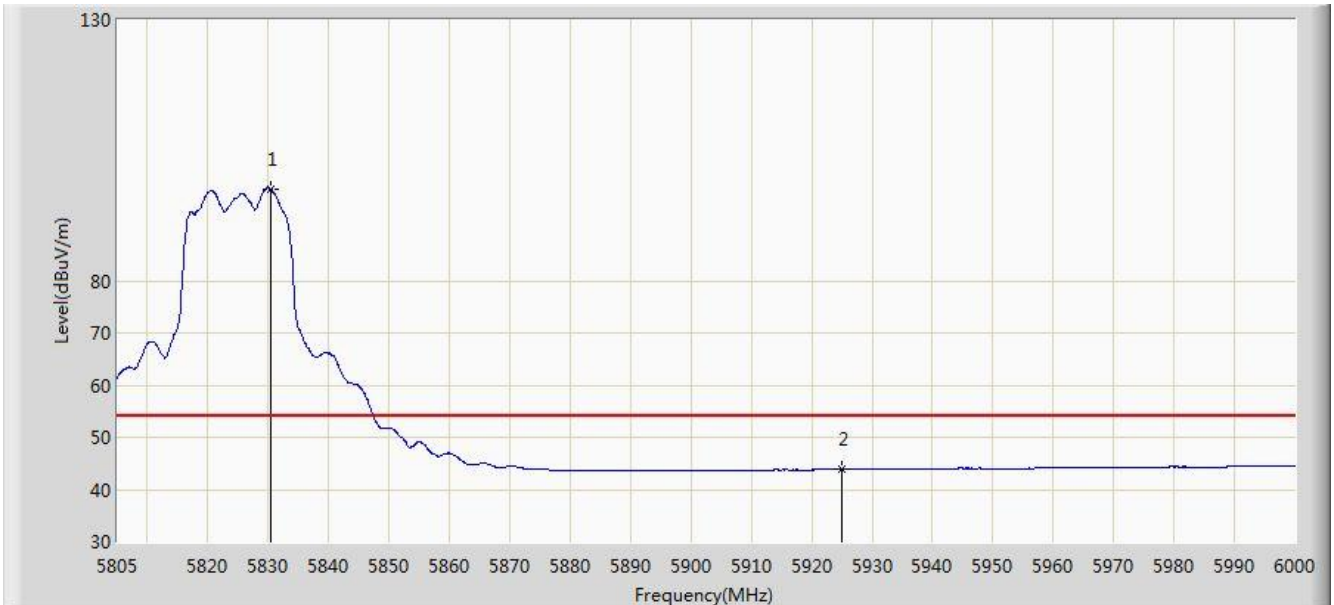


No	Flag	Mark	Frequency (MHz)	Measure Level (dBuV/m)	Reading Level (dBuV)	Margin (dB)	Limit (dBuV/m)	Factor (dB)	Type
1		*	5830.252	110.297	104.492	N/A	N/A	5.805	PK
2			5850.000	67.161	61.277	-55.039	122.200	5.884	PK
3			5855.000	63.702	57.798	-47.098	110.800	5.904	PK
4			5857.748	65.860	59.945	-44.169	110.029	5.914	PK
5			5875.000	57.412	51.428	-47.788	105.200	5.985	PK
6			5885.340	58.203	52.177	-40.523	98.726	6.026	PK
7			5925.000	56.615	50.434	-17.385	74.000	6.182	PK
8			5943.743	58.351	52.097	-15.649	74.000	6.254	PK

Note: Measure Level (dBuV/m) = Reading Level (dBuV) + Factor (dB)

Factor (dB) = Cable Loss (dB) + Antenna Factor (dB/m) - Pre_Amplifier Gain (dB)

Site: AC1	Time: 2017/08/02 - 15:15
Limit: FCC_Part15.209_RE(3m)	Engineer: Kevin Ker
Probe: BBHA9120D_1GHz_18GHz	Polarity: Vertical
EUT: AC220i Wi-Fi AP ID omni antenna US	Power: AC 120V/60Hz
Test Mode: Transmit by 802.11a at channel 5825MHz Ant 1 + 2 (CDD Mode)	

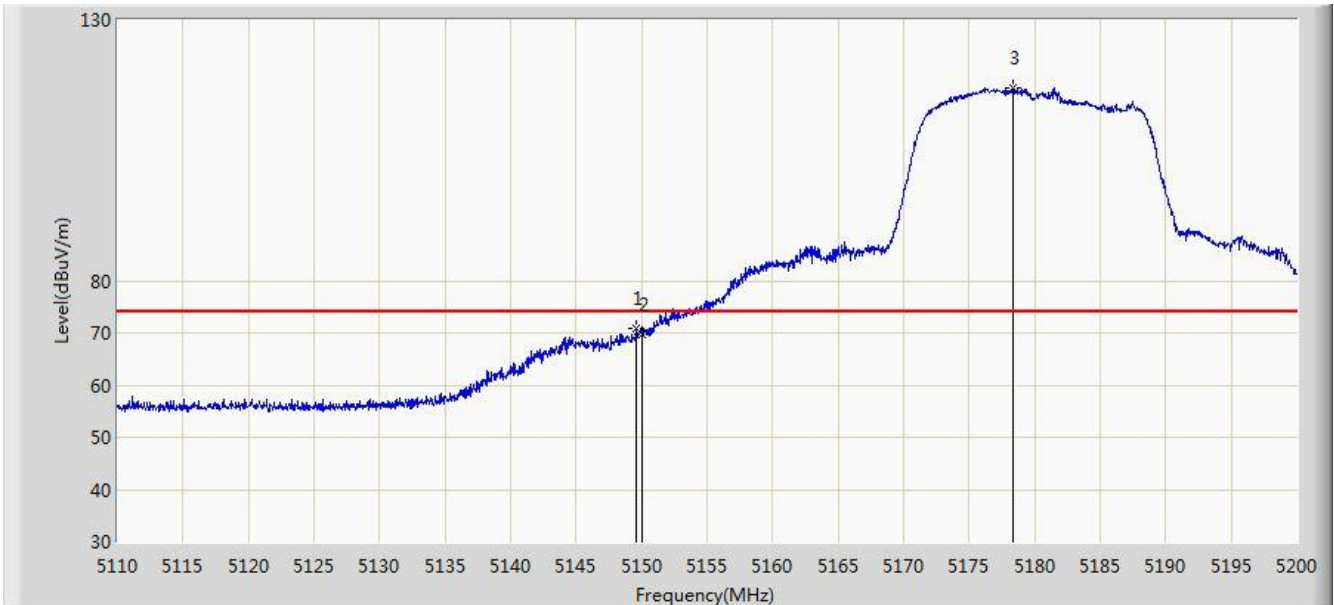


No	Flag	Mark	Frequency (MHz)	Measure Level (dBuV/m)	Reading Level (dBuV)	Margin (dB)	Limit (dBuV/m)	Factor (dB)	Type
1		*	5830.350	97.605	91.800	N/A	N/A	5.806	AV
2			5925.000	43.869	37.688	-10.131	54.000	6.182	AV

Note: Measure Level (dBuV/m) = Reading Level (dBuV) + Factor (dB)

Factor (dB) = Cable Loss (dB) + Antenna Factor (dB/m) - Pre_Amplifier Gain (dB)

Site: AC1	Time: 2017/08/02 - 15:17
Limit: FCC_Part15.209_RE(3m)	Engineer: Kevin Ker
Probe: BBHA9120D_1GHz_18GHz	Polarity: Horizontal
EUT: AC220i Wi-Fi AP ID omni antenna US	Power: AC 120V/60Hz
Test Mode: Transmit by 802.11n-HT20 at channel 5180MHz Ant 1 + 2 (CDD Mode)	

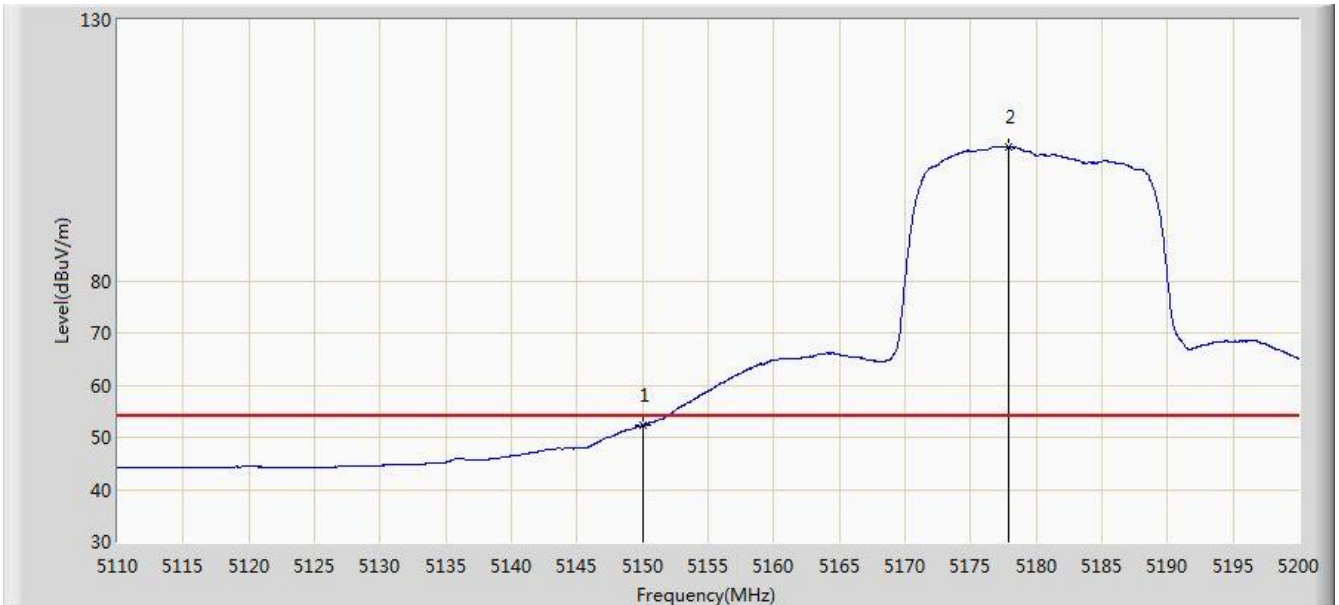


No	Flag	Mark	Frequency (MHz)	Measure Level (dBuV/m)	Reading Level (dBuV)	Margin (dB)	Limit (dBuV/m)	Factor (dB)	Type
1			5149.600	70.789	66.946	-3.211	74.000	3.843	PK
2			5150.000	69.633	65.789	-4.367	74.000	3.844	PK
3		*	5178.355	116.981	113.095	N/A	N/A	3.886	PK

Note: Measure Level (dB μ V/m) = Reading Level (dB μ V) + Factor (dB)

Factor (dB) = Cable Loss (dB) + Antenna Factor (dB/m) - Pre_Amplifier Gain (dB)

Site: AC1	Time: 2017/08/02 - 15:19
Limit: FCC_Part15.209_RE(3m)	Engineer: Kevin Ker
Probe: BBHA9120D_1GHz_18GHz	Polarity: Horizontal
EUT: AC220i Wi-Fi AP ID omni antenna US	Power: AC 120V/60Hz
Test Mode: Transmit by 802.11n-HT20 at channel 5180MHz Ant 1 + 2 (CDD Mode)	

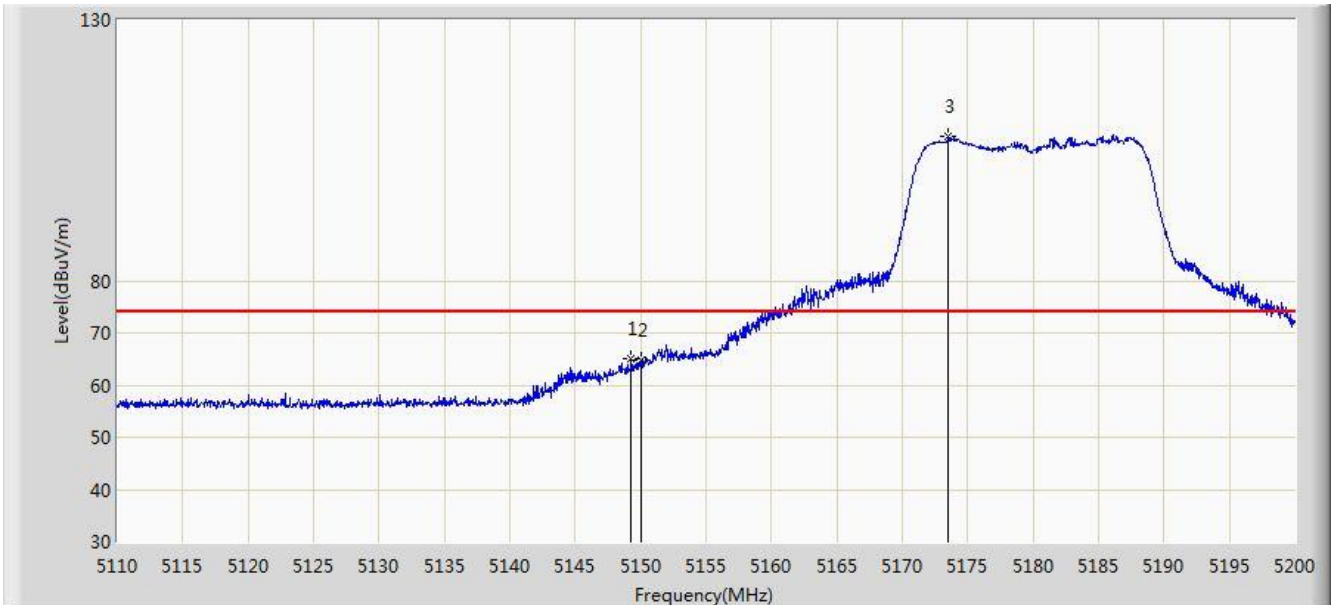


No	Flag	Mark	Frequency (MHz)	Measure Level (dBuV/m)	Reading Level (dBuV)	Margin (dB)	Limit (dBuV/m)	Factor (dB)	Type
1			5150.000	52.248	48.404	-1.752	54.000	3.844	AV
2		*	5177.905	105.634	101.748	N/A	N/A	3.886	AV

Note: Measure Level (dB μ V/m) = Reading Level (dB μ V) + Factor (dB)

Factor (dB) = Cable Loss (dB) + Antenna Factor (dB/m) - Pre_Amplifier Gain (dB)

Site: AC1	Time: 2017/08/02 - 15:21
Limit: FCC_Part15.209_RE(3m)	Engineer: Kevin Ker
Probe: BBHA9120D_1GHz_18GHz	Polarity: Vertical
EUT: AC220i Wi-Fi AP ID omni antenna US	Power: AC 120V/60Hz
Test Mode: Transmit by 802.11n-HT20 at channel 5180MHz Ant 1 + 2 (CDD Mode)	

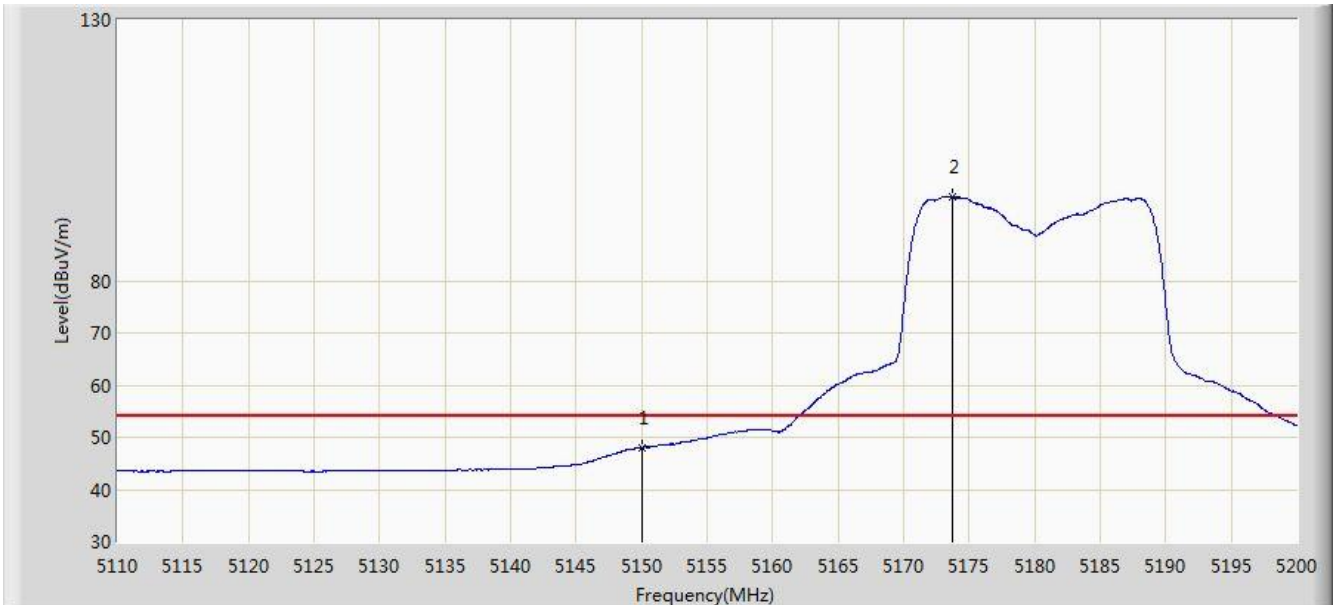


No	Flag	Mark	Frequency (MHz)	Measure Level (dBuV/m)	Reading Level (dBuV)	Margin (dB)	Limit (dBuV/m)	Factor (dB)	Type
1			5149.240	65.182	61.339	-8.818	74.000	3.843	PK
2			5150.000	64.766	60.922	-9.234	74.000	3.844	PK
3		*	5173.495	107.645	103.766	N/A	N/A	3.879	PK

Note: Measure Level (dBuV/m) = Reading Level (dBuV) + Factor (dB)

Factor (dB) = Cable Loss (dB) + Antenna Factor (dB/m) - Pre_Amplifier Gain (dB)

Site: AC1	Time: 2017/08/02 - 15:23
Limit: FCC_Part15.209_RE(3m)	Engineer: Kevin Ker
Probe: BBHA9120D_1GHz_18GHz	Polarity: Vertical
EUT: AC220i Wi-Fi AP ID omni antenna US	Power: AC 120V/60Hz
Test Mode: Transmit by 802.11n-HT20 at channel 5180MHz Ant 1 + 2 (CDD Mode)	

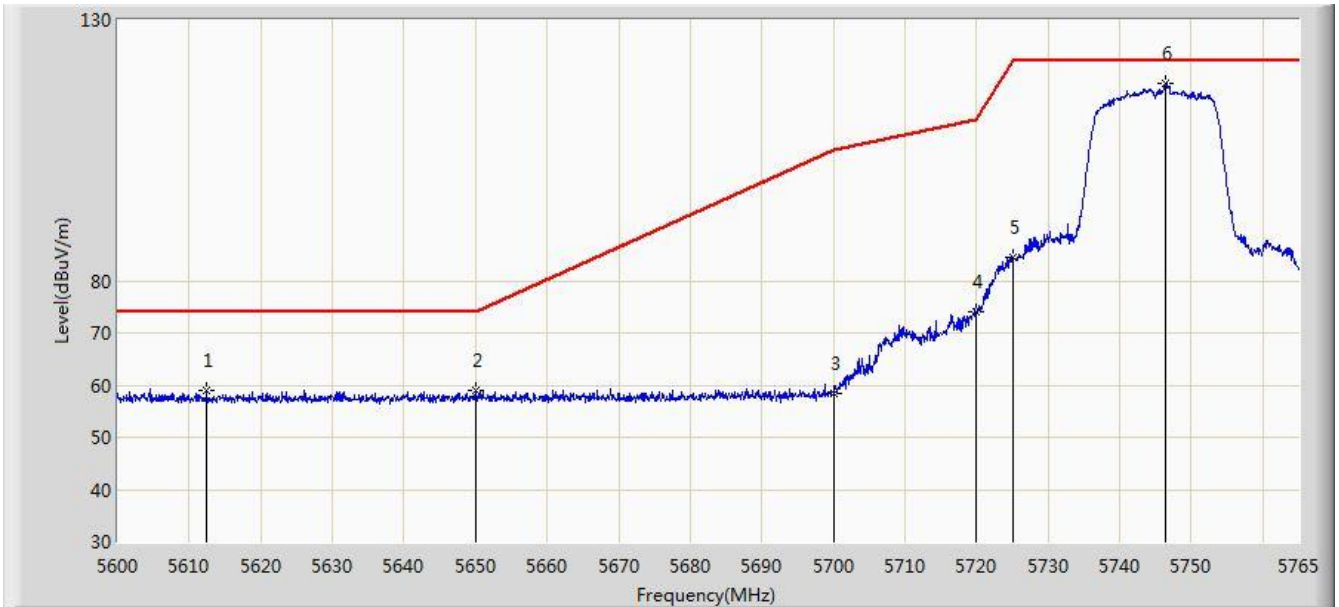


No	Flag	Mark	Frequency (MHz)	Measure Level (dBuV/m)	Reading Level (dBuV)	Margin (dB)	Limit (dBuV/m)	Factor (dB)	Type
1			5150.000	47.968	44.124	-6.032	54.000	3.844	AV
2		*	5173.765	96.033	92.153	N/A	N/A	3.880	AV

Note: Measure Level (dB μ V/m) = Reading Level (dB μ V) + Factor (dB)

Factor (dB) = Cable Loss (dB) + Antenna Factor (dB/m) - Pre_Amplifier Gain (dB)

Site: AC1	Time: 2017/08/02 - 15:31
Limit: FCC_Part15.407_RE(3m)	Engineer: Kevin Ker
Probe: BBHA9120D_1GHz_18GHz	Polarity: Horizontal
EUT: AC220i Wi-Fi AP ID omni antenna US	Power: AC 120V/60Hz
Test Mode: Transmit by 802.11n-HT20 at channel 5745MHz Ant 1 + 2 (CDD Mode)	

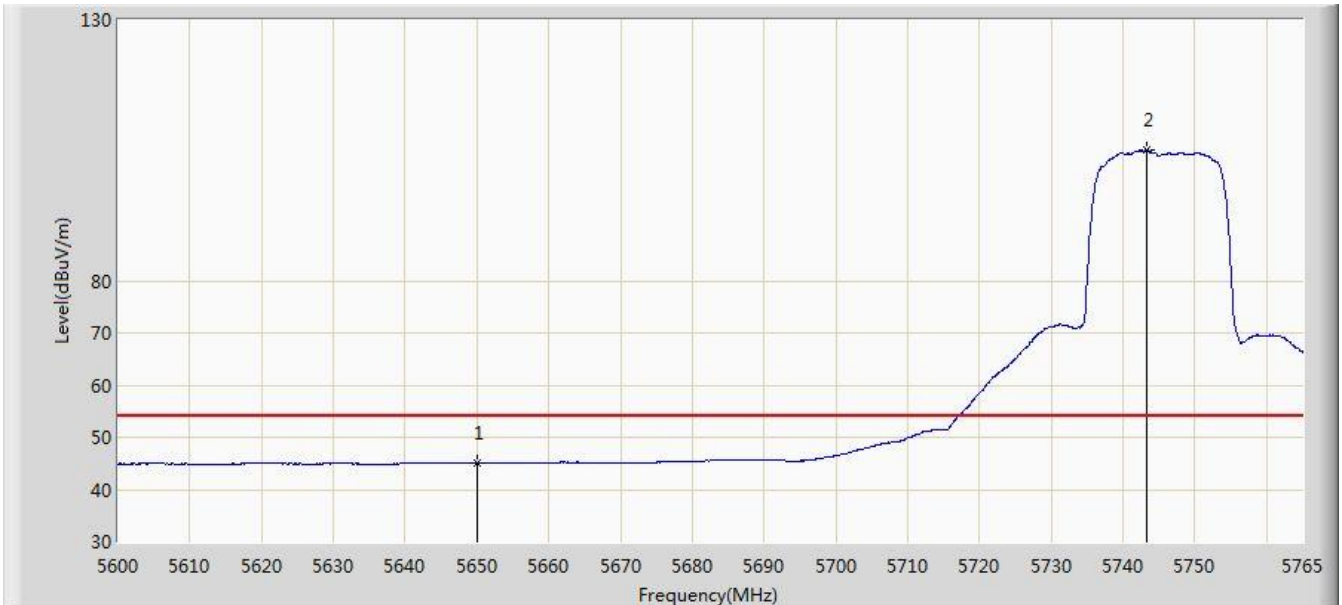


No	Flag	Mark	Frequency (MHz)	Measure Level (dBuV/m)	Reading Level (dBuV)	Margin (dB)	Limit (dBuV/m)	Factor (dB)	Type
1			5612.458	59.052	54.106	-14.948	74.000	4.946	PK
2			5650.000	58.921	53.842	-15.079	74.000	5.078	PK
3			5700.000	58.530	53.251	-46.670	105.200	5.279	PK
4			5720.000	73.918	68.555	-36.882	110.800	5.363	PK
5			5725.000	84.555	79.171	-37.645	122.200	5.384	PK
6		*	5746.437	117.944	112.471	N/A	N/A	5.473	PK

Note: Measure Level (dB μ V/m) = Reading Level (dB μ V) + Factor (dB)

Factor (dB) = Cable Loss (dB) + Antenna Factor (dB/m) - Pre_Amplifier Gain (dB)

Site: AC1	Time: 2017/08/02 - 15:33
Limit: FCC_Part15.209_RE(3m)	Engineer: Kevin Ker
Probe: BBHA9120D_1GHz_18GHz	Polarity: Horizontal
EUT: AC220i Wi-Fi AP ID omni antenna US	Power: AC 120V/60Hz
Test Mode: Transmit by 802.11n-HT20 at channel 5745MHz Ant 1 + 2 (CDD Mode)	

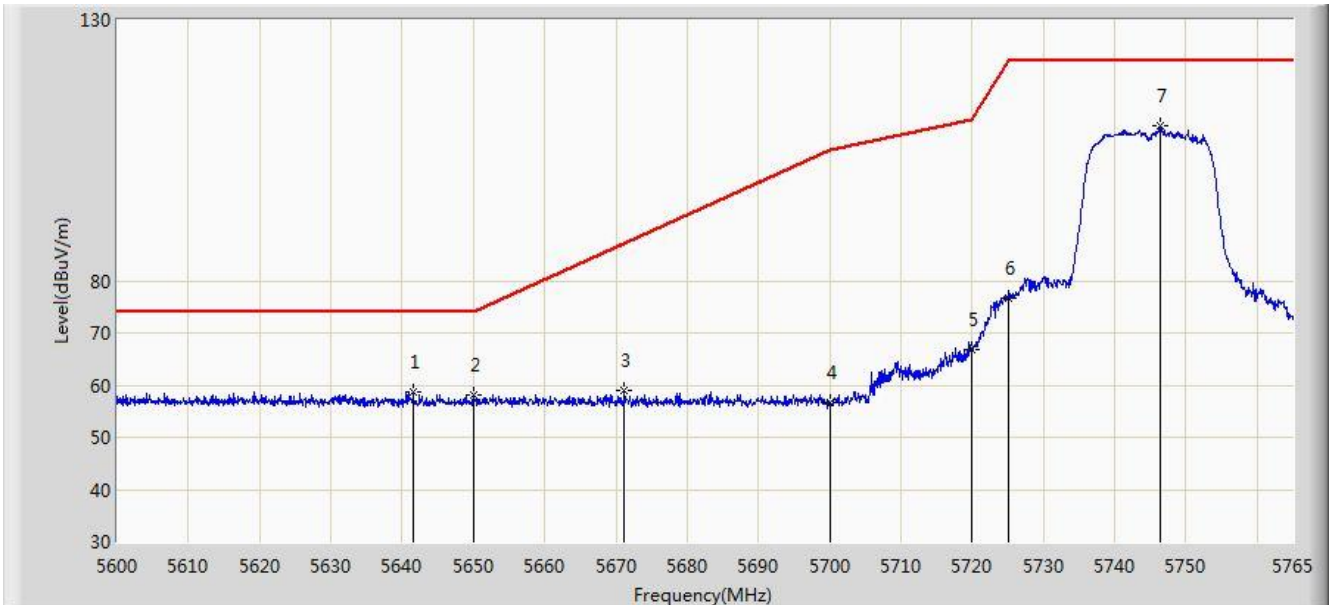


No	Flag	Mark	Frequency (MHz)	Measure Level (dBuV/m)	Reading Level (dBuV)	Margin (dB)	Limit (dBuV/m)	Factor (dB)	Type
1			5650.000	45.079	40.000	-8.921	54.000	5.078	AV
2		*	5743.385	105.002	99.541	N/A	N/A	5.461	AV

Note: Measure Level (dB μ V/m) = Reading Level (dB μ V) + Factor (dB)

Factor (dB) = Cable Loss (dB) + Antenna Factor (dB/m) - Pre_Amplifier Gain (dB)

Site: AC1	Time: 2017/08/02 - 15:34
Limit: FCC_Part15.407_RE(3m)	Engineer: Kevin Ker
Probe: BBHA9120D_1GHz_18GHz	Polarity: Vertical
EUT: AC220i Wi-Fi AP ID omni antenna US	Power: AC 120V/60Hz
Test Mode: Transmit by 802.11n-HT20 at channel 5745MHz Ant 1 + 2 (CDD Mode)	

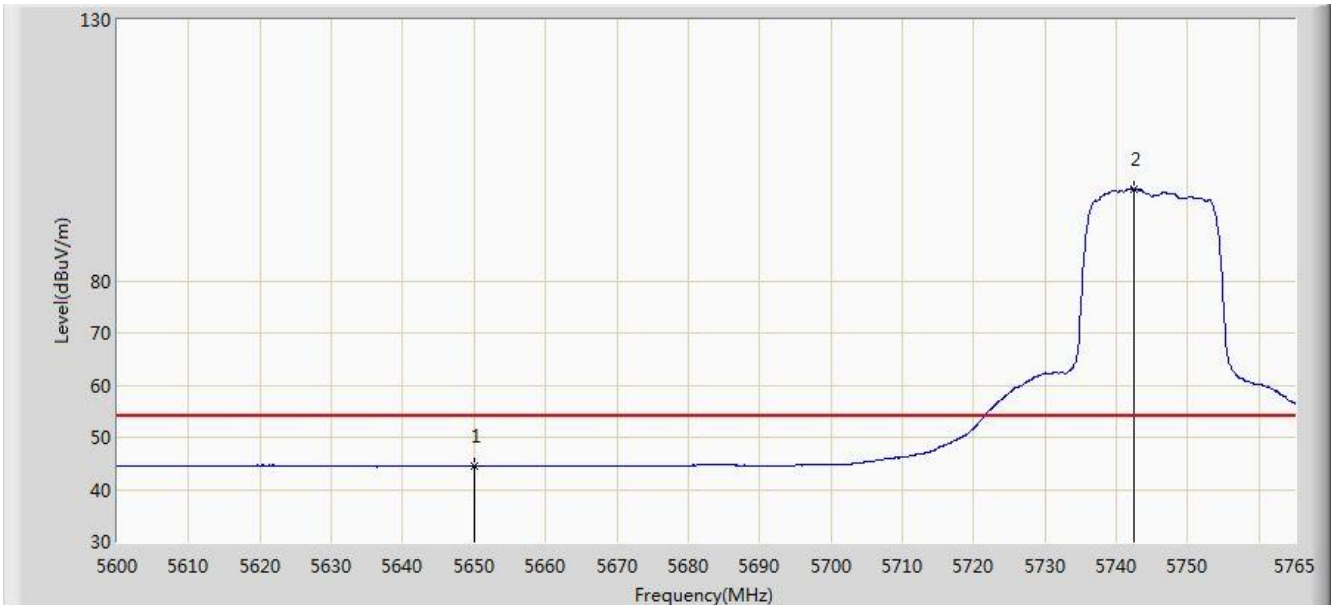


No	Flag	Mark	Frequency (MHz)	Measure Level (dBuV/m)	Reading Level (dBuV)	Margin (dB)	Limit (dBuV/m)	Factor (dB)	Type
1			5641.580	58.600	53.552	-15.400	74.000	5.048	PK
2			5650.000	58.183	53.104	-15.817	74.000	5.078	PK
3			5671.197	58.998	53.836	-28.263	87.261	5.162	PK
4			5700.000	56.787	51.508	-48.413	105.200	5.279	PK
5			5720.000	66.789	61.426	-44.011	110.800	5.363	PK
6			5725.000	76.594	71.210	-45.606	122.200	5.384	PK
7		*	5746.355	109.728	104.255	N/A	N/A	5.473	PK

Note: Measure Level (dB μ V/m) = Reading Level (dB μ V) + Factor (dB)

Factor (dB) = Cable Loss (dB) + Antenna Factor (dB/m) - Pre_Amplifier Gain (dB)

Site: AC1	Time: 2017/08/02 - 15:35
Limit: FCC_Part15.209_RE(3m)	Engineer: Kevin Ker
Probe: BBHA9120D_1GHz_18GHz	Polarity: Vertical
EUT: AC220i Wi-Fi AP ID omni antenna US	Power: AC 120V/60Hz
Test Mode: Transmit by 802.11n-HT20 at channel 5745MHz Ant 1 + 2 (CDD Mode)	



No	Flag	Mark	Frequency (MHz)	Measure Level (dBuV/m)	Reading Level (dBuV)	Margin (dB)	Limit (dBuV/m)	Factor (dB)	Type
1			5650.000	44.474	39.395	-9.526	54.000	5.078	AV
2		*	5742.560	97.573	92.115	N/A	N/A	5.457	AV

Note: Measure Level (dB μ V/m) = Reading Level (dB μ V) + Factor (dB)

Factor (dB) = Cable Loss (dB) + Antenna Factor (dB/m) - Pre_Amplifier Gain (dB)