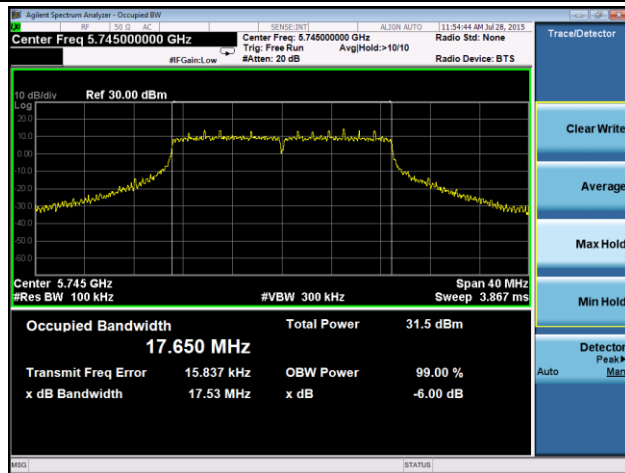
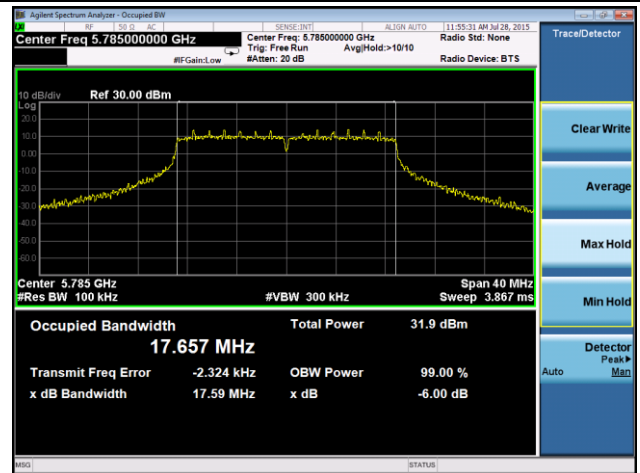


802.11ac-VHT20 6dB Bandwidth - Ant 2

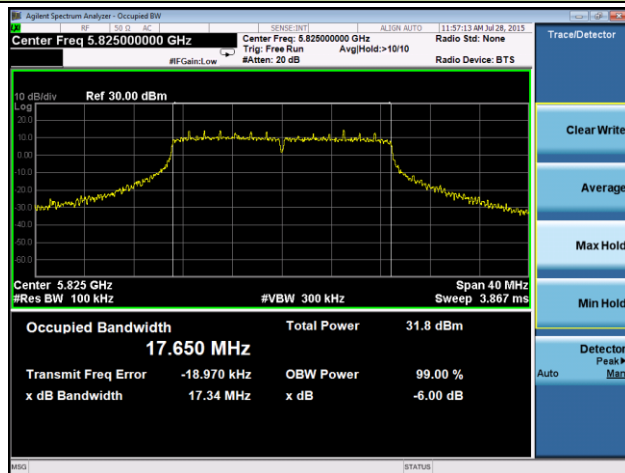
Channel 149 (5745MHz)



Channel 157 (5785MHz)

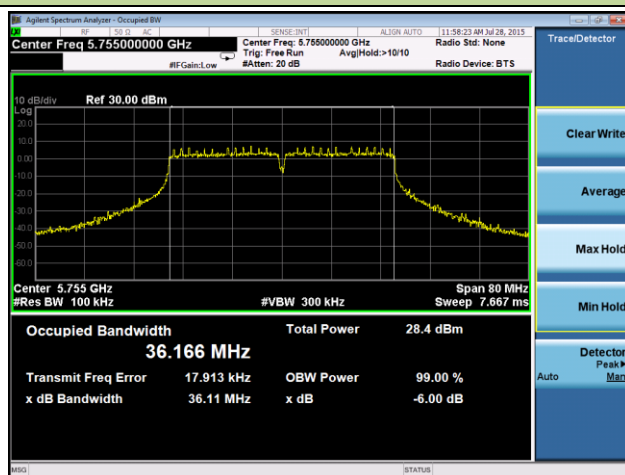


Channel 165 (5825MHz)

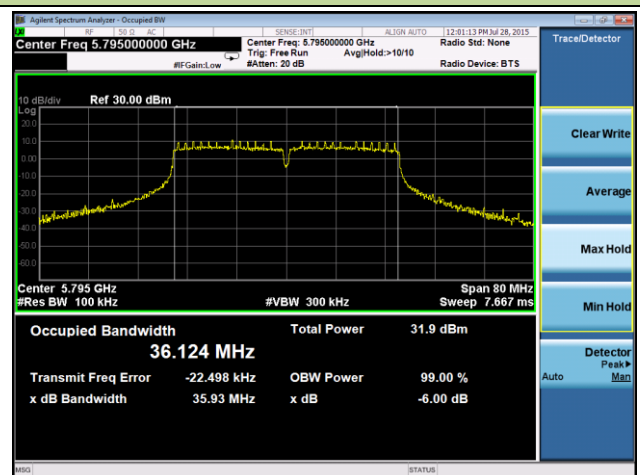


802.11ac-VHT40 6dB Bandwidth - Ant 2

Channel 151 (5755MHz)

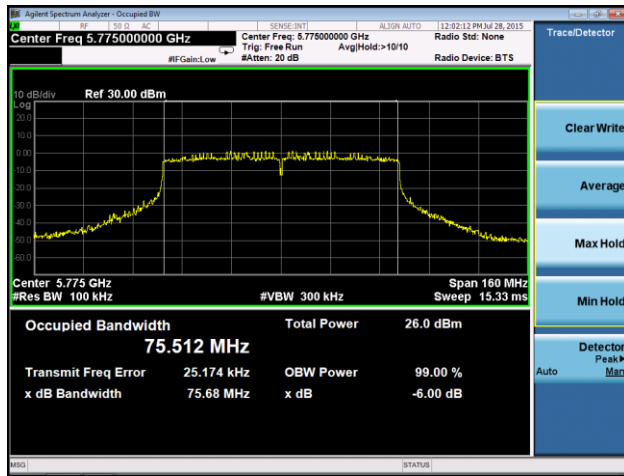


Channel 159 (5795MHz)



802.11ac-VHT80 6dB Bandwidth - Ant 2

Channel 155 (5775MHz)



## 7.4. Operation Frequency Range of 26dBc Bandwidth Measurement

### 7.4.1. Test Limit

For transmitters operating in the band 5150-5250 MHz, all emissions outside the band 5150-5350 MHz shall not exceed -27dBm/MHz e.i.r.p. However, any unwanted emissions that fall into the band 5250-5350 MHz must be 26 dBc, when measured using a resolution bandwidth between 1 and 5% of the occupied bandwidth, above 5.25 GHz.

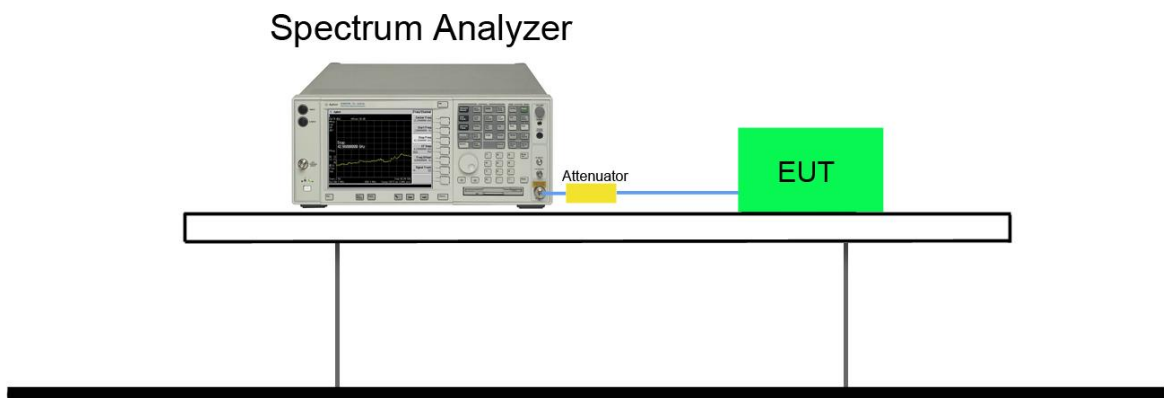
### 7.4.2. Test Procedure used

N/A

### 7.4.3. Test Setting

1. Set center frequency to the nominal EUT channel center frequency.
2. Span = 1.5 times to 5.0 times the OBW.
3. RBW = 1 % to 5 % of the OBW.
4. VBW  $\geq 3 \times$  RBW.
5. Detector = Peak.
6. Trace mode = max hold.
7. Allow the trace to stabilize and set the spectrum analyzer marker to the highest level of the displayed trace (this is the reference value).
8. Determine the “-26 dB down amplitude” using [(reference value) - 26].
9. Using the marker function of the instrument to show 5250MHz frequency level.

### 7.4.4. Test Setup

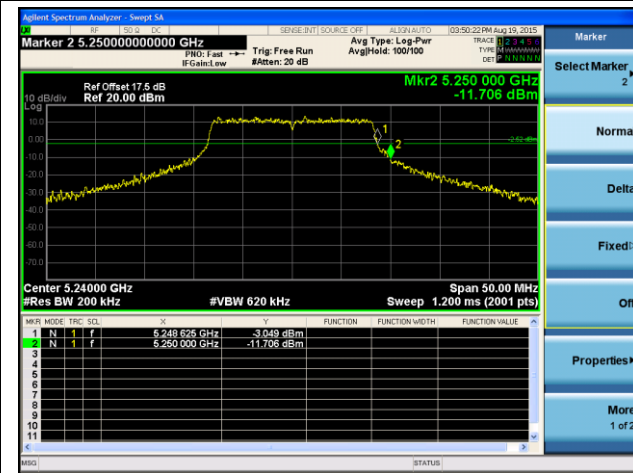


**7.4.5. Test Result**

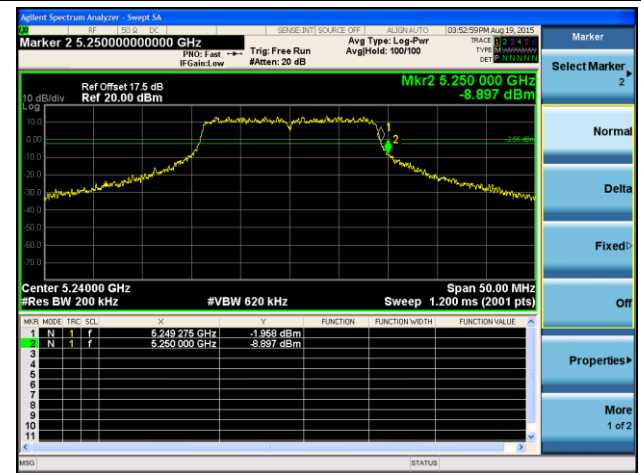
Test Mode	Data Rate (Mbps)	Channel No.	Frequency (MHz)	Result
<b>Ant 1</b>				
802.11a	6	48	5240	Pass
802.11n-HT20	6.5	48	5240	Pass
802.11n-HT40	13.5	46	5230	Pass
802.11ac-VHT20	6.5	48	5240	Pass
802.11ac-VHT40	13.5	46	5230	Pass
802.11ac-VHT80	29.3	42	5210	Pass
<b>Ant 2</b>				
802.11a	6	48	5240	Pass
802.11n-HT20	6.5	48	5240	Pass
802.11n-HT40	13.5	46	5230	Pass
802.11ac-VHT20	6.5	48	5240	Pass
802.11ac-VHT40	13.5	46	5230	Pass
802.11ac-VHT80	29.3	42	5210	Pass

### Operation Frequency Range of 26dBc Bandwidth - Ant 1

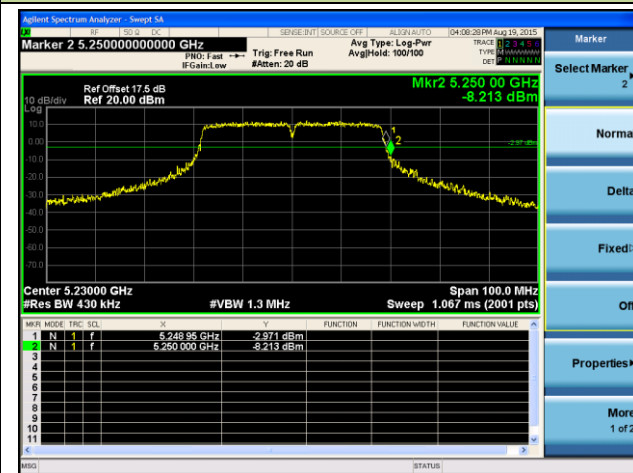
**802.11a - Channel 48 (5240MHz)**



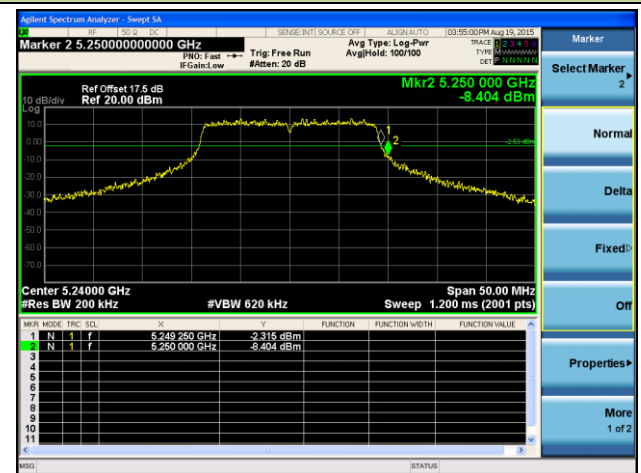
**802.11n-HT20 - Channel 48 (5240MHz)**



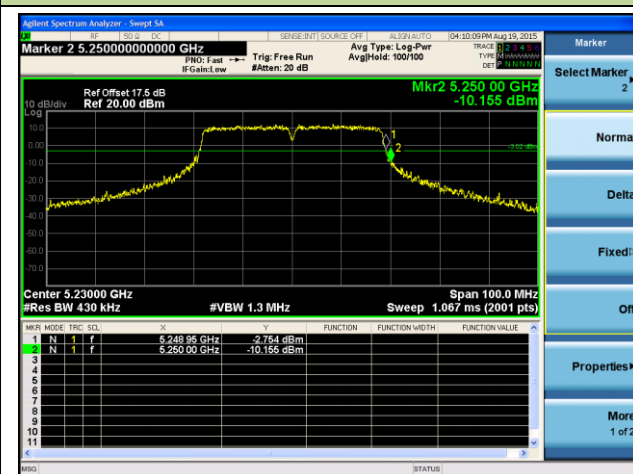
**802.11n-HT40 - Channel 46 (5230MHz)**



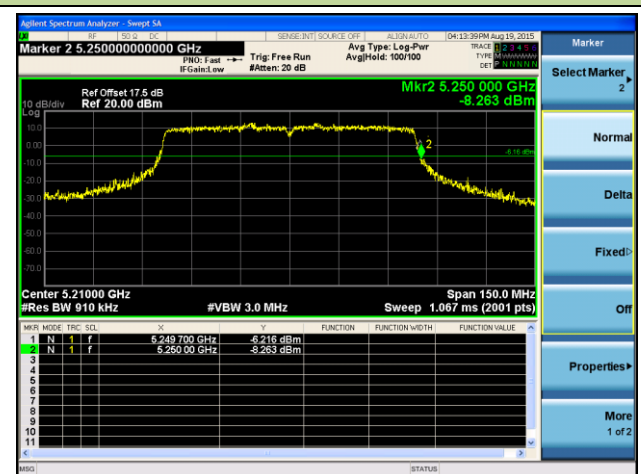
**802.11ac-VHT20 - Channel 48 (5240MHz)**



**802.11ac-VHT40 - Channel 46 (5230MHz)**



**802.11ac-VHT80 - Channel 42 (5210MHz)**

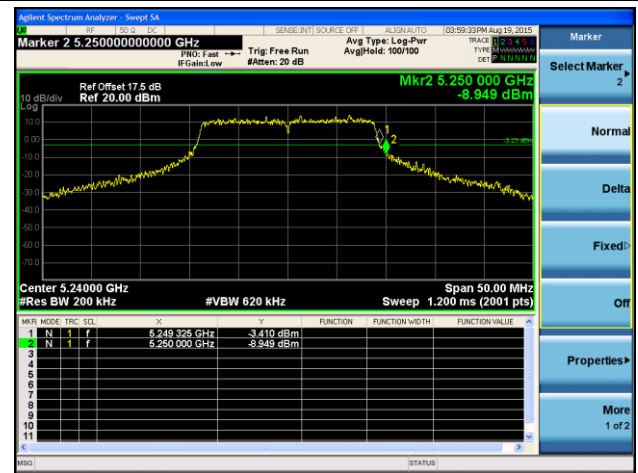


## Operation Frequency Range of 26dBc Bandwidth - Ant 2

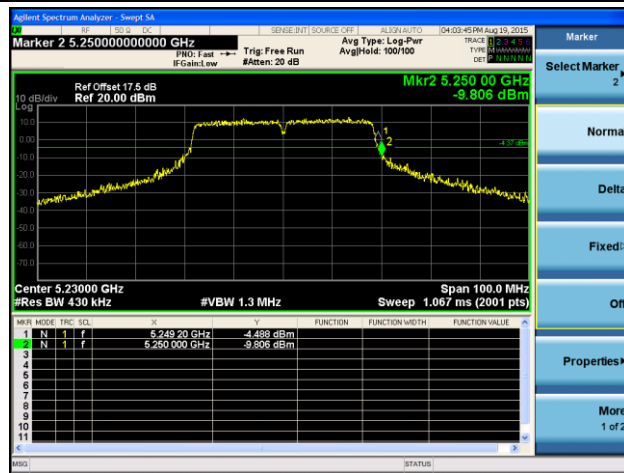
### 802.11a - Channel 48 (5240MHz)



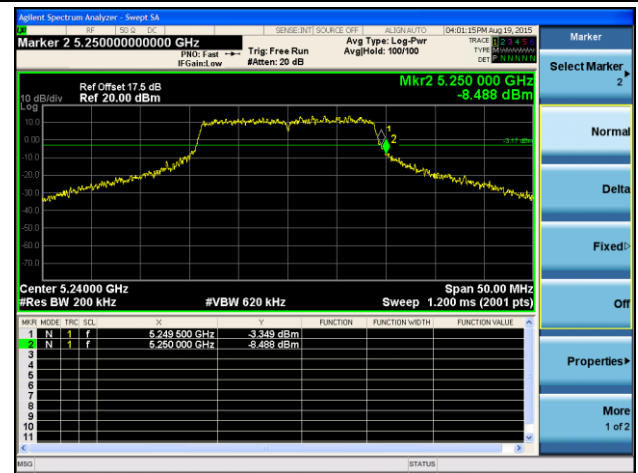
### 802.11n-HT20 - Channel 48 (5240MHz)



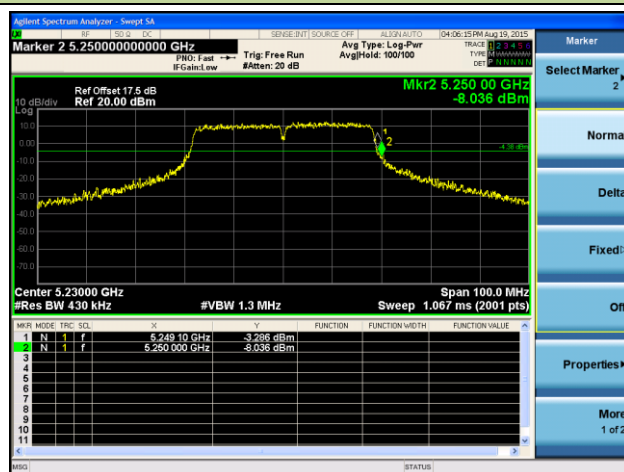
### 802.11n-HT40 - Channel 46 (5230MHz)



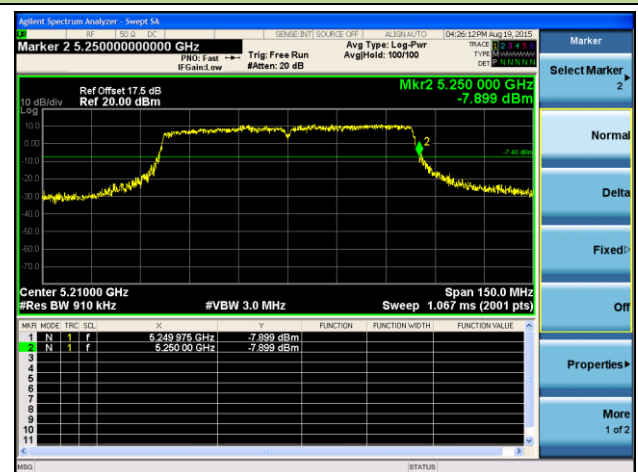
### 802.11ac-VHT20 - Channel 48 (5240MHz)



### 802.11ac-VHT40 - Channel 46 (5230MHz)



### 802.11ac-VHT80 - Channel 42 (5210MHz)



## 7.5. Output Power Measurement

### 7.5.1. Test Limit

#### **For FCC**

For an indoor access point operating in the band 5.15-5.25 GHz, the maximum conducted output power over the frequency band of operation shall not exceed 1 W provided the maximum antenna gain does not exceed 6 dBi.

For the 5.25-5.35 GHz and 5.47-5.725 GHz bands, the maximum conducted output power over the frequency bands of operation shall not exceed the lesser of 250 mW (23.98dBm) or  $11\text{dBm} + 10 \log (26\text{dB BW})$ .

For the band 5.725-5.85 GHz, the maximum conducted output power over the frequency band of operation shall not exceed 1 W (30dBm).

If transmitting antennas of directional gain greater than 6dBi are used, the maximum conducted output power shall be reduced by the amount in dB that the directional gain of the antenna exceeds 6dBi.

#### **For IC**

For the band 5.15-5.25 GHz, the maximum e.i.r.p. shall not exceed 200 mW (23.01dBm) or  $10 + 10 \log_{10} B$ , dBm, whichever power is less. B is the 99% emission bandwidth in MHz.

For the 5.25-5.35 GHz and 5.47-5.725 GHz bands, the maximum conducted output power shall not exceed 250 mW (23.98dBm) or  $11 + 10 \log_{10} B$ , dBm, whichever power is less. The maximum e.i.r.p. shall not exceed 1.0 W (30dBm) or  $17 + 10 \log_{10} B$ , dBm, whichever power is less. B is the 99% emission bandwidth in MHz.

For the 5.725-5.85 GHz band, the maximum conducted output power shall not exceed 1 W.

If transmitting antennas of directional gain greater than 6dBi are used, the maximum conducted output power shall be reduced by the amount in dB that the directional gain of the antenna exceeds 6dBi.

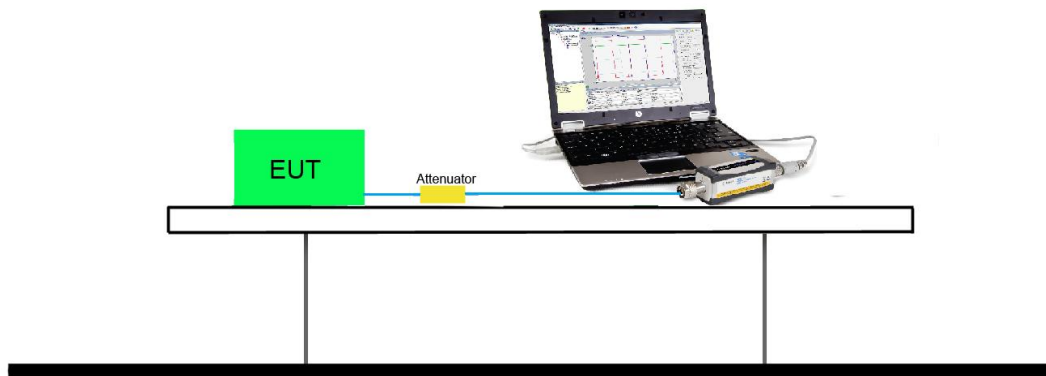
### 7.5.2. Test Procedure Used

KDB 789033 D02v01 - Section E) 3) b) Method PM-G

### 7.5.3. Test Setting

Average power measurements were performed only when the EUT was transmitting at its maximum power control level using a broadband power meter with a pulse sensor. The power meter implemented triggering and gating capabilities which were set up such that power measurements were recorded only during the ON time of the transmitter. The trace was averaged over 100 traces to obtain the final measured average power.

### 7.5.4. Test Setup





### 7.5.5. Test Result

Power output test was verified over all data rates of each mode shown as below, and then choose the maximum power output (yellow marker) for final test of each channel.

N <sub>Tx</sub>	802.11a	MCS Index for 802.11n	Data Rate (Mbps)			
			20MHz Bandwidth		40MHz Bandwidth	
			800ns GI	400ns GI	800ns GI	400ns GI
1	6	0	6.5	7.2	13.5	15.0
1	9	1	13.0	14.4	27.0	30.0
1	12	2	19.5	21.7	40.5	45.0
1	18	3	26.0	28.9	54.0	60.0
1	24	4	39.0	43.3	81.0	90.0
1	36	5	52.0	57.8	108.0	120.0
1	48	6	58.5	65.0	121.5	135.0
1	54	7	65.0	72.2	135.0	150.0

N <sub>Tx</sub>	802.11a	MCS Index for 802.11n	Data Rate (Mbps)			
			20MHz Bandwidth		40MHz Bandwidth	
			800ns GI	400ns GI	800ns GI	400ns GI
2	6	8	13.0	14.4	27.0	30.0
2	9	9	26.0	28.9	54.0	60.0
2	12	10	39.0	43.3	81.0	90.0
2	18	11	52.0	57.8	108.0	120.0
2	24	12	78.0	86.7	162.0	180.0
2	36	13	104.0	115.6	216.0	240.0
2	48	14	117.0	130.0	243.0	270.0
2	54	15	130.0	144.0	270.0	300.0

N <sub>Tx</sub>	MCS Index for 802.11ac	Data Rate (Mbps)					
		20MHz Bandwidth		40MHz Bandwidth		80MHz Bandwidth	
		800ns GI	400ns GI	800ns GI	400ns GI	800ns GI	400ns GI
1	0	6.5	7.2	13.5	15.0	29.3	32.5
1	1	13.0	14.4	27.0	30.0	58.5	65.0
1	2	19.5	21.7	40.5	45.0	87.8	97.5
1	3	26.0	28.9	54.0	60.0	117.0	130.0
1	4	39.0	43.3	81.0	90.0	175.5	195.0
1	5	52.0	57.8	108.0	120.0	234.0	260.0
1	6	58.5	65.0	121.5	135.0	263.3	292.5
1	7	65.0	72.2	135.0	150.0	292.5	325.0
1	8	78.0	86.7	162.0	180.0	351.0	390.0
1	9	--	--	180.0	200.0	390.0	433.3

N <sub>Tx</sub>	MCS Index for 802.11ac	Data Rate (Mbps)					
		20MHz Bandwidth		40MHz Bandwidth		80MHz Bandwidth	
		800ns GI	400ns GI	800ns GI	400ns GI	800ns GI	400ns GI
2	0	13.0	14.4	27.0	30.0	58.6	65.0
2	1	26.0	28.8	54.0	60.0	117.0	130.0
2	2	39.0	43.4	81.0	90.0	175.6	195.0
2	3	52.0	57.8	108.0	120.0	234.0	260.0
2	4	78.0	86.6	162.0	180.0	351.0	390.0
2	5	104.0	115.6	216.0	240.0	468.0	520.0
2	6	117.0	130.0	243.0	270.0	526.6	585.0
2	7	130.0	144.4	270.0	300.0	585.0	650.0
2	8	156.0	173.4	324.0	360.0	702.0	780.0
2	9	--	--	360.0	400.0	780.0	866.6

Note: Power output test was verified over all data rates of each mode shown as above, and then choose the maximum power output (yellow marker) for final test of each channel.

**Output power at various data rates for Ant 1:**

Test Mode	Bandwidth	Channel	Frequency (MHz)	Data Rate (Mbps)	Average Power (dBm)
802.11a	20	60	5300	6	21.56
				24	21.32
				54	21.28
802.11n	20	60	5300	6.5	21.38
				7.2	21.27
				26	21.13
				28.9	21.04
				65	20.84
				72.2	20.56
802.11n	40	62	5310	13.5	22.22
				15	22.01
				54	21.65
				60	21.34
				135	21.02
				150	20.56
802.11ac	20	60	5300	6.5	21.48
				7.2	21.24
				39	21.01
				78	20.67
				81	20.43
				86.7	20.12
802.11ac	40	62	5310	13.5	22.31
				15	22.19
				108	22.03
				120	21.76
				180	21.34
				200	21.01
802.11ac	80	58	5290	29.3	22.11
				32.5	22.01
				260	21.76

---

				234	21.34
				390	21.04
				433.3	20.78

**For FCC Bands (UNII-2A & UNII-2C & UNII-3) & IC Bands (UNII-1 & UNII-2A & UNII-2C & UNII-3)**
**1Tx**

Test Mode	Data Rate (Mbps)	Channel No.	Freq. (MHz)	Ant 1 Average Power (dBm)	Total Average Power (dBm)	Average Power Limit (dBm)	Max EIRP (dBm)	EIRP Limit (dBm)	Result
11a	6	36	5180	14.60	14.60	--	20.00	≤ 22.21	Pass
11a	6	44	5220	14.34	14.34	--	19.74	≤ 22.21	Pass
11a	6	48	5240	14.02	14.02	--	19.42	≤ 22.21	Pass
11a	6	52	5260	21.52	21.52	≤ 23.21	27.02	≤ 29.21	Pass
11a	6	60	5300	21.56	21.56	≤ 23.21	27.06	≤ 29.21	Pass
11a	6	64	5320	21.36	21.36	≤ 23.21	26.86	≤ 29.21	Pass
11a	6	100	5500	22.03	22.03	≤ 23.21	27.92	≤ 29.21	Pass
11a	6	116	5580	22.01	22.01	≤ 23.21	27.90	≤ 29.21	Pass
11a	6	120	5600	21.99	21.99	≤ 23.21	27.88	≤ 29.21	Pass
11a	6	140	5700	22.30	22.30	≤ 23.21	28.19	≤ 29.21	Pass
11a	6	149	5745	23.07	23.07	≤ 30.00	--	--	Pass
11a	6	157	5785	22.57	22.57	≤ 30.00	--	--	Pass
11a	6	165	5825	22.19	22.19	≤ 30.00	--	--	Pass
11n-HT20	6.5	36	5180	15.10	15.10	--	20.50	≤ 22.50	Pass
11n-HT20	6.5	44	5220	14.19	14.19	--	19.59	≤ 22.50	Pass
11n-HT20	6.5	48	5240	14.03	14.03	--	19.43	≤ 22.50	Pass
11n-HT20	6.5	52	5260	22.49	22.49	≤ 23.50	27.99	≤ 29.50	Pass
11n-HT20	6.5	60	5300	21.38	21.38	≤ 23.50	26.88	≤ 29.50	Pass
11n-HT20	6.5	64	5320	21.35	21.35	≤ 23.50	26.85	≤ 29.50	Pass
11n-HT20	6.5	100	5500	21.13	21.13	≤ 23.50	27.02	≤ 29.50	Pass
11n-HT20	6.5	116	5580	21.65	21.65	≤ 23.50	27.54	≤ 29.50	Pass
11n-HT20	6.5	120	5600	21.90	21.90	≤ 23.50	27.79	≤ 29.50	Pass
11n-HT20	6.5	140	5700	22.07	22.07	≤ 23.50	27.96	≤ 29.50	Pass
11n-HT20	6.5	149	5745	23.03	23.03	≤ 30.00	--	--	Pass
11n-HT20	6.5	157	5785	22.45	22.45	≤ 30.00	--	--	Pass
11n-HT20	6.5	165	5825	22.16	22.16	≤ 30.00	--	--	Pass

Test Mode	Data Rate (Mbps)	Channel No.	Freq. (MHz)	Ant 1 Average Power (dBm)	Total Average Power (dBm)	Average Power Limit (dBm)	Max EIRP (dBm)	EIRP Limit (dBm)	Result
11n-HT40	13.5	38	5190	14.80	14.80	--	20.20	≤ 23.01	Pass
11n-HT40	13.5	46	5230	14.22	14.22	--	19.62	≤ 23.01	Pass
11n-HT40	13.5	54	5270	23.03	23.03	≤ 23.98	28.53	≤ 30.00	Pass
11n-HT40	13.5	62	5310	22.22	22.22	≤ 23.98	27.72	≤ 30.00	Pass
11n-HT40	13.5	102	5510	19.17	19.17	≤ 23.98	25.06	≤ 30.00	Pass
11n-HT40	13.5	110	5550	22.73	22.73	≤ 23.98	28.62	≤ 30.00	Pass
11n-HT40	13.5	118	5590	22.80	22.80	≤ 23.98	28.69	≤ 30.00	Pass
11n-HT40	13.5	134	5670	23.11	23.11	≤ 23.98	29.00	≤ 30.00	Pass
11n-HT40	13.5	151	5755	21.76	21.76	≤ 30.00	--	--	Pass
11n-HT40	13.5	159	5795	22.02	22.02	≤ 30.00	--	--	Pass
11ac-VHT20	6.5	36	5180	14.86	14.86	--	20.26	≤ 22.50	Pass
11ac-VHT20	6.5	44	5220	14.31	14.31	--	19.71	≤ 22.50	Pass
11ac-VHT20	6.5	48	5240	14.55	14.55	--	19.95	≤ 22.50	Pass
11ac-VHT20	6.5	52	5260	22.54	22.54	≤ 23.50	28.04	≤ 29.50	Pass
11ac-VHT20	6.5	60	5300	21.48	21.48	≤ 23.50	26.98	≤ 29.50	Pass
11ac-VHT20	6.5	64	5320	21.45	21.45	≤ 23.50	26.95	≤ 29.50	Pass
11ac-VHT20	6.5	100	5500	21.14	21.14	≤ 23.50	27.03	≤ 29.50	Pass
11ac-VHT20	6.5	116	5580	21.65	21.65	≤ 23.50	27.54	≤ 29.50	Pass
11ac-VHT20	6.5	120	5600	21.91	21.91	≤ 23.50	27.80	≤ 29.50	Pass
11ac-VHT20	6.5	140	5700	21.29	21.29	≤ 23.50	27.18	≤ 29.50	Pass
11ac-VHT20	6.5	144	5720	22.26	22.26	≤ 23.50	28.15	≤ 29.50	Pass
11ac-VHT20	6.5	149	5745	23.03	23.03	≤ 30.00	--	--	Pass
11ac-VHT20	6.5	157	5785	22.56	22.56	≤ 30.00	--	--	Pass
11ac-VHT20	6.5	165	5825	22.22	22.22	≤ 30.00	--	--	Pass

Test Mode	Data Rate (Mbps)	Channel No.	Freq. (MHz)	Ant 1 Average Power (dBm)	Total Average Power (dBm)	Average Power Limit (dBm)	Max EIRP (dBm)	EIRP Limit (dBm)	Result
11ac-VHT40	13.5	38	5190	14.83	14.83	--	20.23	≤ 23.01	Pass
11ac-VHT40	13.5	46	5230	14.20	14.20	--	19.60	≤ 23.01	Pass
11ac-VHT40	13.5	54	5270	23.02	23.02	≤ 23.98	28.52	≤ 30.00	Pass
11ac-VHT40	13.5	62	5310	22.31	22.31	≤ 23.98	27.81	≤ 30.00	Pass
11ac-VHT40	13.5	102	5510	22.71	22.71	≤ 23.98	28.60	≤ 30.00	Pass
11ac-VHT40	13.5	110	5550	22.73	22.73	≤ 23.98	28.62	≤ 30.00	Pass
11ac-VHT40	13.5	118	5590	22.87	22.87	≤ 23.98	28.76	≤ 30.00	Pass
11ac-VHT40	13.5	134	5670	23.13	23.13	≤ 23.98	29.02	≤ 30.00	Pass
11ac-VHT40	13.5	142	5710	23.09	23.09	≤ 23.98	28.98	≤ 30.00	Pass
11ac-VHT40	13.5	151	5755	21.81	21.81	≤ 30.00	--	--	Pass
11ac-VHT40	13.5	159	5795	22.10	22.10	≤ 30.00	--	--	Pass
11ac-VHT80	29.3	42	5210	14.36	14.36	--	19.76	≤ 23.01	Pass
11ac-VHT80	29.3	58	5290	22.11	22.11	≤ 23.98	27.61	≤ 30.00	Pass
11ac-VHT80	29.3	106	5530	18.95	18.95	≤ 23.98	24.84	≤ 30.00	Pass
11ac-VHT80	29.3	122	5610	21.45	21.45	≤ 23.98	27.34	≤ 30.00	Pass
11ac-VHT80	29.3	138	5690	21.85	21.85	≤ 23.98	27.74	≤ 30.00	Pass
11ac-VHT80	29.3	155	5775	18.55	18.55	≤ 30.00	--	--	Pass

Note 1: Max EIRP Power (dBm) = Total Average Power (dBm) + Antenna Gain.

EIRP Limit Calculation as below:

For 5150-5250MHz

$$802.11a: 10 + 10 \log_{10} (16.65\text{MHz}) = 22.21\text{dBm} < 23.01\text{dBm};$$

$$802.11n\text{-HT20}: 10 + 10 \log_{10} (17.78\text{MHz}) = 22.50\text{dBm} < 23.01\text{dBm};$$

$$802.11ac\text{-VHT20}: 10 + 10 \log_{10} (17.79\text{MHz}) = 22.50\text{dBm} < 23.01\text{dBm};$$

$$802.11n\text{-HT40}/ac\text{-VHT40}/ac\text{-VHT80}: 10 + 10 \log_{10} B > 23.01\text{dBm};$$

For 5250-5350MHz, 5470-5725MHz

$$802.11a: 17 + 10 \log_{10} (16.63\text{MHz}) = 29.21\text{dBm} < 30\text{dBm};$$

$$802.11n\text{-HT20}: 17 + 10 \log_{10} (17.80\text{MHz}) = 29.50\text{dBm} < 30\text{dBm};$$

$$802.11ac\text{-VHT20}: 17 + 10 \log_{10} (17.77\text{MHz}) = 29.50\text{dBm} < 30\text{dBm};$$

$$802.11n\text{-HT40}/ac\text{-VHT40}/ac\text{-VHT80}: 10 + 10 \log_{10} B > 30\text{dBm};$$

Note 2: Max Conducted Output Power Limit Calculation as below:

For 5250-5350MHz, 5470-5725MHz

$$802.11a: 11 + 10 \log_{10} (16.63\text{MHz}) = 23.21\text{dBm} < 23.98\text{dBm};$$

$$802.11n\text{-HT20}: 11 + 10 \log_{10} (17.80\text{MHz}) = 23.50\text{dBm} < 23.98\text{dBm};$$

$$802.11ac\text{-VHT20}: 11 + 10 \log_{10} (17.77\text{MHz}) = 23.50\text{dBm} < 23.98\text{dBm};$$

802.11n-HT40/ac-VHT40/ac-VHT80:  $11 + 10 \log_{10} B > 23.98\text{dBm}$ ;



Test Mode	Data Rate (Mbps)	Channel No.	Freq. (MHz)	Ant 2 Average Power (dBm)	Total Average Power (dBm)	Average Power Limit (dBm)	Max EIRP (dBm)	EIRP Limit (dBm)	Result
11a	6	36	5180	14.84	14.84	--	19.37	≤ 22.21	Pass
11a	6	44	5220	14.32	14.32	--	18.85	≤ 22.21	Pass
11a	6	48	5240	14.19	14.19	--	18.72	≤ 22.21	Pass
11a	6	52	5260	21.66	21.66	≤ 23.21	26.47	≤ 29.21	Pass
11a	6	60	5300	21.24	21.24	≤ 23.21	26.05	≤ 29.21	Pass
11a	6	64	5320	21.26	21.26	≤ 23.21	26.07	≤ 29.21	Pass
11a	6	100	5500	21.21	21.21	≤ 23.21	27.18	≤ 29.21	Pass
11a	6	116	5580	21.11	21.11	≤ 23.21	27.08	≤ 29.21	Pass
11a	6	120	5600	20.88	20.88	≤ 23.21	26.85	≤ 29.21	Pass
11a	6	140	5700	21.22	21.22	≤ 23.21	27.19	≤ 29.21	Pass
11a	6	149	5745	22.99	22.99	≤ 30.00	--	--	Pass
11a	6	157	5785	22.52	22.52	≤ 30.00	--	--	Pass
11a	6	165	5825	22.34	22.34	≤ 30.00	--	--	Pass
11n-HT20	6.5	36	5180	14.36	14.36	--	18.89	≤ 22.50	Pass
11n-HT20	6.5	44	5220	14.36	14.36	--	18.89	≤ 22.50	Pass
11n-HT20	6.5	48	5240	14.22	14.22	--	18.75	≤ 22.50	Pass
11n-HT20	6.5	52	5260	22.09	22.09	≤ 23.21	26.90	≤ 29.21	Pass
11n-HT20	6.5	60	5300	21.78	21.78	≤ 23.21	26.59	≤ 29.21	Pass
11n-HT20	6.5	64	5320	21.77	21.77	≤ 23.21	26.58	≤ 29.21	Pass
11n-HT20	6.5	100	5500	21.62	21.62	≤ 23.21	27.59	≤ 29.21	Pass
11n-HT20	6.5	116	5580	21.47	21.47	≤ 23.21	27.44	≤ 29.21	Pass
11n-HT20	6.5	120	5600	20.89	20.89	≤ 23.21	26.86	≤ 29.21	Pass
11n-HT20	6.5	140	5700	21.18	21.18	≤ 23.21	27.15	≤ 29.21	Pass
11n-HT20	6.5	149	5745	22.99	22.99	≤ 30.00	--	--	Pass
11n-HT20	6.5	157	5785	22.49	22.49	≤ 30.00	--	--	Pass
11n-HT20	6.5	165	5825	22.32	22.32	≤ 30.00	--	--	Pass

Test Mode	Data Rate (Mbps)	Channel No.	Freq. (MHz)	Ant 2 Average Power (dBm)	Total Average Power (dBm)	Average Power Limit (dBm)	Max EIRP (dBm)	EIRP Limit (dBm)	Result
11n-HT40	13.5	38	5190	14.53	14.53	--	19.06	≤ 23.01	Pass
11n-HT40	13.5	46	5230	14.55	14.55	--	19.08	≤ 23.01	Pass
11n-HT40	13.5	54	5270	22.78	22.78	≤ 23.98	27.59	≤ 30.00	Pass
11n-HT40	13.5	62	5310	22.29	22.29	≤ 23.98	27.10	≤ 30.00	Pass
11n-HT40	13.5	102	5510	19.94	19.94	≤ 23.98	25.91	≤ 30.00	Pass
11n-HT40	13.5	110	5550	23.34	23.34	≤ 23.98	29.31	≤ 30.00	Pass
11n-HT40	13.5	118	5590	23.79	23.79	≤ 23.98	29.76	≤ 30.00	Pass
11n-HT40	13.5	134	5670	22.85	22.85	≤ 23.98	28.82	≤ 30.00	Pass
11n-HT40	13.5	151	5755	19.78	19.78	≤ 30.00	--	--	Pass
11n-HT40	13.5	159	5795	22.47	22.47	≤ 30.00	--	--	Pass
11ac-VHT20	6.5	36	5180	14.23	14.23	--	18.76	≤ 22.49	Pass
11ac-VHT20	6.5	44	5220	13.76	13.76	--	18.29	≤ 22.49	Pass
11ac-VHT20	6.5	48	5240	14.12	14.12	--	18.65	≤ 22.49	Pass
11ac-VHT20	6.5	52	5260	21.61	21.61	≤ 23.49	26.42	≤ 29.49	Pass
11ac-VHT20	6.5	60	5300	21.75	21.75	≤ 23.49	26.56	≤ 29.49	Pass
11ac-VHT20	6.5	64	5320	21.73	21.73	≤ 23.49	26.54	≤ 29.49	Pass
11ac-VHT20	6.5	100	5500	21.13	21.13	≤ 23.49	27.10	≤ 29.49	Pass
11ac-VHT20	6.5	116	5580	21.34	21.34	≤ 23.49	27.31	≤ 29.49	Pass
11ac-VHT20	6.5	120	5600	21.44	21.44	≤ 23.49	27.41	≤ 29.49	Pass
11ac-VHT20	6.5	140	5700	21.18	21.18	≤ 23.49	27.15	≤ 29.49	Pass
11ac-VHT20	6.5	144	5720	21.62	21.62	≤ 23.49	27.59	≤ 29.49	Pass
11ac-VHT20	6.5	149	5745	22.16	22.16	≤ 30.00	--	--	Pass
11ac-VHT20	6.5	157	5785	22.56	22.56	≤ 30.00	--	--	Pass
11ac-VHT20	6.5	165	5825	22.27	22.27	≤ 30.00	--	--	Pass

Test Mode	Data Rate (Mbps)	Channel No.	Freq. (MHz)	Ant 2 Average Power (dBm)	Total Average Power (dBm)	Average Power Limit (dBm)	Max EIRP (dBm)	EIRP Limit (dBm)	Result
11ac-VHT40	13.5	38	5190	14.57	14.57	--	19.10	≤ 23.01	Pass
11ac-VHT40	13.5	46	5230	14.49	14.49	--	19.02	≤ 23.01	Pass
11ac-VHT40	13.5	54	5270	22.71	22.71	≤ 23.98	27.52	≤ 30.00	Pass
11ac-VHT40	13.5	62	5310	22.17	22.17	≤ 23.98	26.98	≤ 30.00	Pass
11ac-VHT40	13.5	102	5510	19.47	19.47	≤ 23.98	25.44	≤ 30.00	Pass
11ac-VHT40	13.5	110	5550	23.37	23.37	≤ 23.98	29.34	≤ 30.00	Pass
11ac-VHT40	13.5	118	5590	23.71	23.71	≤ 23.98	29.68	≤ 30.00	Pass
11ac-VHT40	13.5	134	5670	22.90	22.90	≤ 23.98	28.87	≤ 30.00	Pass
11ac-VHT40	13.5	142	5710	22.81	22.81	≤ 23.98	28.78	≤ 30.00	Pass
11ac-VHT40	13.5	151	5755	18.25	18.25	≤ 30.00	--	--	Pass
11ac-VHT40	13.5	159	5795	22.52	22.52	≤ 30.00	--	--	Pass
11ac-VHT80	29.3	42	5210	14.11	14.11	--	18.64	≤ 23.01	Pass
11ac-VHT80	29.3	58	5290	20.45	20.45	≤ 23.98	25.26	≤ 30.00	Pass
11ac-VHT80	29.3	106	5530	17.67	17.67	≤ 23.98	23.64	≤ 30.00	Pass
11ac-VHT80	29.3	122	5610	21.94	21.94	≤ 23.98	27.91	≤ 30.00	Pass
11ac-VHT80	29.3	138	5690	22.23	22.23	≤ 23.98	28.20	≤ 30.00	Pass
11ac-VHT80	29.3	155	5775	18.22	18.22	≤ 30.00	--	--	Pass

Note 1: Max EIRP Power (dBm) = Total Average Power (dBm) + Antenna Gain.

EIRP Limit Calculation as below:

For 5150-5250MHz

$$802.11a: 10 + 10 \log_{10} (16.63\text{MHz}) = 22.21\text{dBm} < 23.01\text{dBm};$$

$$802.11n\text{-HT20}: 10 + 10 \log_{10} (17.77\text{MHz}) = 22.50\text{dBm} < 23.01\text{dBm};$$

$$802.11ac\text{-VHT20}: 10 + 10 \log_{10} (17.76\text{MHz}) = 22.49\text{dBm} < 23.01\text{dBm};$$

$$802.11n\text{-HT40}/ac\text{-VHT40}/ac\text{-VHT80}: 10 + 10 \log_{10} B > 23.01\text{dBm};$$

For 5250-5350MHz, 5470-5725MHz

$$802.11a: 17 + 10 \log_{10} (16.63\text{MHz}) = 29.21\text{dBm} < 30\text{dBm};$$

$$802.11n\text{-HT20}: 17 + 10 \log_{10} (17.63\text{MHz}) = 29.21\text{dBm} < 30\text{dBm};$$

$$802.11ac\text{-VHT20}: 17 + 10 \log_{10} (17.76\text{MHz}) = 29.49\text{dBm} < 30\text{dBm};$$

$$802.11n\text{-HT40}/ac\text{-VHT40}/ac\text{-VHT80}: 10 + 10 \log_{10} B > 30\text{dBm};$$

Note 2: Max Conducted Output Power Limit Calculation as below:

For 5250-5350MHz, 5470-5725MHz

$$802.11a: 11 + 10 \log_{10} (16.63\text{MHz}) = 23.21\text{dBm} < 23.98\text{dBm};$$

$$802.11n\text{-HT20}: 11 + 10 \log_{10} (17.63\text{MHz}) = 23.21\text{dBm} < 23.98\text{dBm};$$

$$802.11ac\text{-VHT20}: 11 + 10 \log_{10} (17.76\text{MHz}) = 23.49\text{dBm} < 23.98\text{dBm};$$

---

802.11n-HT40/ac-VHT40/ac-VHT80:  $11 + 10 \log_{10} B > 23.98\text{dBm}$ ;

**2T<sub>x</sub>**

Test Mode	Data Rate (Mbps)	Channel No.	Freq. (MHz)	Ant 1 Average Power (dBm)	Ant 2 Average Power (dBm)	Total Average Power (dBm)	Average Power Limit (dBm)	Max EIRP (dBm)	EIRP Limit (dBm)	Result
11a	6	36	5180	9.61	9.59	12.61	--	20.60	≤ 22.21	Pass
11a	6	44	5220	9.28	9.53	12.42	--	20.41	≤ 22.21	Pass
11a	6	48	5240	9.27	9.23	12.26	--	20.25	≤ 22.21	Pass
11a	6	52	5260	16.81	16.24	19.54	≤ 21.81	27.71	≤ 29.21	Pass
11a	6	60	5300	15.62	16.12	18.89	≤ 21.81	27.06	≤ 29.21	Pass
11a	6	64	5320	15.25	16.41	18.88	≤ 21.81	27.05	≤ 29.21	Pass
11a	6	100	5500	16.40	15.55	19.01	≤ 21.04	27.95	≤ 29.21	Pass
11a	6	116	5580	15.83	15.37	18.62	≤ 21.04	27.56	≤ 29.21	Pass
11a	6	120	5600	15.59	15.01	18.32	≤ 21.04	27.26	≤ 29.21	Pass
11a	6	140	5700	15.31	15.33	18.33	≤ 21.04	27.27	≤ 29.21	Pass
11a	6	149	5745	21.27	22.07	24.70	≤ 27.06	--	--	Pass
11a	6	157	5785	22.96	23.44	26.22	≤ 27.06	--	--	Pass
11a	6	165	5825	22.27	22.51	25.40	≤ 27.06	--	--	Pass
11n-HT20	13	36	5180	9.40	9.23	12.33	--	20.32	≤ 22.49	Pass
11n-HT20	13	44	5220	9.11	9.33	12.23	--	20.22	≤ 22.49	Pass
11n-HT20	13	48	5240	9.04	9.03	12.05	--	20.04	≤ 22.49	Pass
11n-HT20	13	52	5260	16.58	16.03	19.32	≤ 21.81	27.49	≤ 29.49	Pass
11n-HT20	13	60	5300	15.47	16.21	18.87	≤ 21.81	27.04	≤ 29.49	Pass
11n-HT20	13	64	5320	14.83	16.04	18.49	≤ 21.81	26.66	≤ 29.49	Pass
11n-HT20	13	100	5500	16.22	15.32	18.80	≤ 21.04	27.74	≤ 29.49	Pass
11n-HT20	13	116	5580	15.89	15.31	18.62	≤ 21.04	27.56	≤ 29.49	Pass
11n-HT20	13	120	5600	14.76	15.23	18.01	≤ 21.04	26.95	≤ 29.49	Pass
11n-HT20	13	140	5700	15.29	15.14	18.23	≤ 21.04	27.17	≤ 29.49	Pass
11n-HT20	13	149	5745	21.35	22.21	24.81	≤ 27.06	--	--	Pass
11n-HT20	13	157	5785	22.67	23.14	25.92	≤ 27.06	--	--	Pass
11n-HT20	13	165	5825	22.56	22.51	25.55	≤ 27.06	--	--	Pass

Test Mode	Data Rate (Mbps)	Channel No.	Freq. (MHz)	Ant 1 Average Power (dBm)	Ant 2 Average Power (dBm)	Total Average Power (dBm)	Average Power Limit (dBm)	Max EIRP (dBm)	EIRP Limit (dBm)	Result
11n-HT40	27	38	5190	11.54	11.44	14.50	--	22.49	≤ 23.01	Pass
11n-HT40	27	46	5230	11.32	11.48	14.41	--	22.40	≤ 23.01	Pass
11n-HT40	27	54	5270	18.63	18.34	21.50	≤ 21.81	29.67	≤ 30.00	Pass
11n-HT40	27	62	5310	17.39	18.95	21.25	≤ 21.81	29.42	≤ 30.00	Pass
11n-HT40	27	102	5510	17.58	17.46	20.53	≤ 21.04	29.47	≤ 30.00	Pass
11n-HT40	27	110	5550	17.26	17.43	20.36	≤ 21.04	29.30	≤ 30.00	Pass
11n-HT40	27	118	5590	17.24	17.72	20.50	≤ 21.04	29.44	≤ 30.00	Pass
11n-HT40	27	134	5670	17.87	17.52	20.71	≤ 21.04	29.65	≤ 30.00	Pass
11n-HT40	27	151	5755	16.10	17.05	19.61	≤ 27.06	--	--	Pass
11n-HT40	27	159	5795	22.55	23.36	25.98	≤ 27.06	--	--	Pass
11ac-VHT20	13	36	5180	9.84	9.82	12.84	--	20.83	≤ 22.49	Pass
11ac-VHT20	13	44	5220	9.57	9.84	12.72	--	20.71	≤ 22.49	Pass
11ac-VHT20	13	48	5240	9.56	9.53	12.56	--	20.55	≤ 22.49	Pass
11ac-VHT20	13	52	5260	16.72	16.18	19.47	≤ 21.81	27.64	≤ 29.49	Pass
11ac-VHT20	13	60	5300	15.56	16.32	18.97	≤ 21.81	27.14	≤ 29.49	Pass
11ac-VHT20	13	64	5320	15.06	16.64	18.93	≤ 21.83	27.10	≤ 29.49	Pass
11ac-VHT20	13	100	5500	16.12	15.20	18.69	≤ 21.04	27.63	≤ 29.49	Pass
11ac-VHT20	13	116	5580	16.03	14.87	18.50	≤ 21.04	27.44	≤ 29.49	Pass
11ac-VHT20	13	120	5600	15.93	14.72	18.38	≤ 21.04	27.32	≤ 29.49	Pass
11ac-VHT20	13	140	5700	15.01	15.14	18.09	≤ 21.04	27.03	≤ 29.49	Pass
11ac-VHT20	13	144	5720	14.47	15.54	18.05	≤ 21.04	26.99	≤ 29.49	Pass
11ac-VHT20	13	149	5745	19.73	20.83	23.33	≤ 27.06	--	--	Pass
11ac-VHT20	13	157	5785	22.52	23.27	25.92	≤ 27.06	--	--	Pass
11ac-VHT20	13	165	5825	21.99	22.20	25.11	≤ 27.06	--	--	Pass

Test Mode	Data Rate (Mbps)	Channel No.	Freq. (MHz)	Ant 1 Average Power (dBm)	Ant 2 Average Power (dBm)	Total Average Power (dBm)	Average Power Limit (dBm)	Max EIRP (dBm)	EIRP Limit (dBm)	Result
11ac-VHT40	27	38	5190	11.52	11.49	14.52	--	22.51	≤ 23.01	Pass
11ac-VHT40	27	46	5230	11.36	11.53	14.46	--	22.45	≤ 23.01	Pass
11ac-VHT40	27	54	5270	18.04	18.19	21.63	≤ 21.81	29.60	≤ 30.00	Pass
11ac-VHT40	27	62	5310	17.53	18.87	21.57	≤ 21.81	29.73	≤ 30.00	Pass
11ac-VHT40	27	102	5510	17.53	17.44	20.50	≤ 21.04	29.44	≤ 30.00	Pass
11ac-VHT40	27	110	5550	17.25	17.63	20.45	≤ 21.04	29.39	≤ 30.00	Pass
11ac-VHT40	27	118	5590	17.17	17.90	20.56	≤ 21.04	29.50	≤ 30.00	Pass
11ac-VHT40	27	134	5670	17.78	17.61	20.71	≤ 21.04	29.65	≤ 30.00	Pass
11ac-VHT40	27	142	5710	17.66	18.23	20.96	≤ 21.04	29.90	≤ 30.00	Pass
11ac-VHT40	27	151	5755	16.19	17.20	19.73	≤ 27.06	--	--	Pass
11ac-VHT40	27	159	5795	22.50	23.43	26.00	≤ 27.06	--	--	Pass
11ac-VHT80	58.6	42	5210	11.50	11.51	14.52	--	22.51	≤ 23.01	Pass
11ac-VHT80	58.6	58	5290	17.81	19.04	21.48	≤ 21.81	29.95	≤ 30.00	Pass
11ac-VHT80	58.6	106	5530	17.12	17.83	20.50	≤ 21.06	29.44	≤ 30.00	Pass
11ac-VHT80	58.6	122	5610	17.54	17.92	20.74	≤ 21.06	29.68	≤ 30.00	Pass
11ac-VHT80	58.6	138	5690	17.41	17.76	20.60	≤ 21.06	29.54	≤ 30.00	Pass
11ac-VHT80	58.6	155	5775	12.43	13.26	15.88	≤ 27.06	--	--	Pass

Note 1: The Total Average Power (dBm) =  $10 \cdot \log_{10} \{10^{(\text{Ant 1 Average Power} / 10)} + 10^{(\text{Ant 2 Average Power} / 10)}\}$ .

Note 2: Max EIRP Power (dBm) = Total Average Power (dBm) + Antenna Gain.

EIRP Limit Calculation as below:

For 5150-5250MHz

$$802.11a: 10 + 10 \log_{10} (16.63\text{MHz}) = 22.21\text{dBm} < 23.01\text{dBm};$$

$$802.11n\text{-HT20}: 10 + 10 \log_{10} (17.77\text{MHz}) = 22.49\text{dBm} < 23.01\text{dBm};$$

$$802.11ac\text{-VHT20}: 10 + 10 \log_{10} (17.76\text{MHz}) = 22.49\text{dBm} < 23.01\text{dBm};$$

$$802.11n\text{-HT40}/ac\text{-VHT40}/ac\text{-VHT80}: 10 + 10 \log_{10} B > 23.01\text{dBm};$$

For 5250-5350MHz, 5470-5725MHz

$$802.11a: 17 + 10 \log_{10} (16.63\text{MHz}) = 29.21\text{dBm} < 30\text{dBm};$$

$$802.11n\text{-HT20}: 17 + 10 \log_{10} (17.77\text{MHz}) = 29.49\text{dBm} < 30\text{dBm};$$

$$802.11ac\text{-VHT20}: 17 + 10 \log_{10} (17.76\text{MHz}) = 29.49\text{dBm} < 30\text{dBm};$$

$$802.11n\text{-HT40}/ac\text{-VHT40}/ac\text{-VHT80}: 10 + 10 \log_{10} B > 30\text{dBm};$$

Note 3: Max Conducted Output Power Limit Calculation as below:

For 5250-5350MHz, 5470-5725MHz

$$802.11a: 11 + 10 \log_{10} (20.80\text{MHz}) = 24.18\text{dBm} > 23.98\text{dBm};$$

$$802.11n\text{-HT20}: 11 + 10 \log_{10} (22.29\text{MHz}) = 24.48\text{dBm} > 23.98\text{dBm};$$

802.11ac-VHT20:  $11 + 10 \log_{10} (22.34\text{MHz}) = 24.49\text{dBm} > 23.98\text{dBm};$

802.11n-HT40/ac-VHT40/ac-VHT80:  $11 + 10 \log_{10} B > 23.98\text{dBm};$



**For FCC band (UNII-1)**

1Tx

Test Mode	Data Rate (Mbps)	Channel No.	Freq. (MHz)	Ant 1 Average Power (dBm)	Total Average Power (dBm)	Average Power Limit (dBm)	Result
11a	6	36	5180	22.60	22.60	≤ 30.00	Pass
11a	6	44	5220	23.91	23.91	≤ 30.00	Pass
11a	6	48	5240	23.48	23.48	≤ 30.00	Pass
11n-HT20	26	36	5180	22.54	22.54	≤ 30.00	Pass
11n-HT20	26	44	5220	23.88	23.88	≤ 30.00	Pass
11n-HT20	26	48	5240	23.45	23.45	≤ 30.00	Pass
11n-HT40	54	38	5190	20.75	20.75	≤ 30.00	Pass
11n-HT40	54	46	5230	23.03	23.03	≤ 30.00	Pass
11ac-VHT20	26	36	5180	22.05	22.05	≤ 30.00	Pass
11ac-VHT20	26	44	5220	23.88	23.88	≤ 30.00	Pass
11ac-VHT20	26	48	5240	23.47	23.47	≤ 30.00	Pass
11ac-VHT40	54	38	5190	20.22	20.22	≤ 30.00	Pass
11ac-VHT40	54	46	5230	22.98	22.98	≤ 30.00	Pass
11ac-VHT80	117	42	5210	19.84	19.84	≤ 30.00	Pass

**1Tx**

Test Mode	Data Rate (Mbps)	Channel No.	Freq. (MHz)	Ant 2 Average Power (dBm)	Total Average Power (dBm)	Average Power Limit (dBm)	Result
11a	6	36	5180	22.50	22.50	≤ 30.00	Pass
11a	6	44	5220	22.58	22.58	≤ 30.00	Pass
11a	6	48	5240	22.78	22.78	≤ 30.00	Pass
11n-HT20	26	36	5180	22.39	22.39	≤ 30.00	Pass
11n-HT20	26	44	5220	22.54	22.54	≤ 30.00	Pass
11n-HT20	26	48	5240	22.77	22.77	≤ 30.00	Pass
11n-HT40	54	38	5190	19.53	19.53	≤ 30.00	Pass
11n-HT40	54	46	5230	21.63	21.63	≤ 30.00	Pass
11ac-VHT20	26	36	5180	22.60	22.60	≤ 30.00	Pass
11ac-VHT20	26	44	5220	22.62	22.62	≤ 30.00	Pass
11ac-VHT20	26	48	5240	22.83	22.83	≤ 30.00	Pass
11ac-VHT40	54	38	5190	19.53	19.53	≤ 30.00	Pass
11ac-VHT40	54	46	5230	21.62	21.62	≤ 30.00	Pass
11ac-VHT80	117	42	5210	18.52	18.52	≤ 30.00	Pass

**2T<sub>x</sub>**

Test Mode	Data Rate (Mbps)	Channel No.	Freq. (MHz)	Ant 1 Average Power (dBm)	Ant 2 Average Power (dBm)	Total Average Power (dBm)	Average Power Limit (dBm)	Result
11a	6	36	5180	22.54	20.40	24.61	≤ 28.01	Pass
11a	6	44	5220	23.86	22.60	26.29	≤ 28.01	Pass
11a	6	48	5240	23.48	22.77	26.15	≤ 28.01	Pass
11n-HT20	26	36	5180	21.87	19.77	23.96	≤ 28.01	Pass
11n-HT20	26	44	5220	23.67	22.40	26.09	≤ 28.01	Pass
11n-HT20	26	48	5240	23.32	22.60	25.99	≤ 28.01	Pass
11n-HT40	54	38	5190	19.08	16.74	21.08	≤ 28.01	Pass
11n-HT40	54	46	5230	22.70	21.45	25.13	≤ 28.01	Pass
11ac-VHT20	26	36	5180	21.48	19.20	23.50	≤ 28.01	Pass
11ac-VHT20	26	44	5220	23.75	22.50	26.18	≤ 28.01	Pass
11ac-VHT20	26	48	5240	23.23	22.70	25.98	≤ 28.01	Pass
11ac-VHT40	54	38	5190	19.03	16.73	21.04	≤ 28.01	Pass
11ac-VHT40	54	46	5230	22.66	21.34	25.06	≤ 28.01	Pass
11ac-VHT80	117	42	5210	18.98	17.10	21.15	≤ 28.01	Pass

Note 1: The Total Average Power (dBm) =  $10 \cdot \log\{10^{(\text{Ant 1 Average Power} / 10)} + 10^{(\text{Ant 2 Average Power} / 10)}\}$ .

## 7.6. Transmit Power Control

### 7.6.1. Test Limit

The U-NII device is required to have the capability to operate at least 6 dB below the mean EIRP value of 30 dBm.

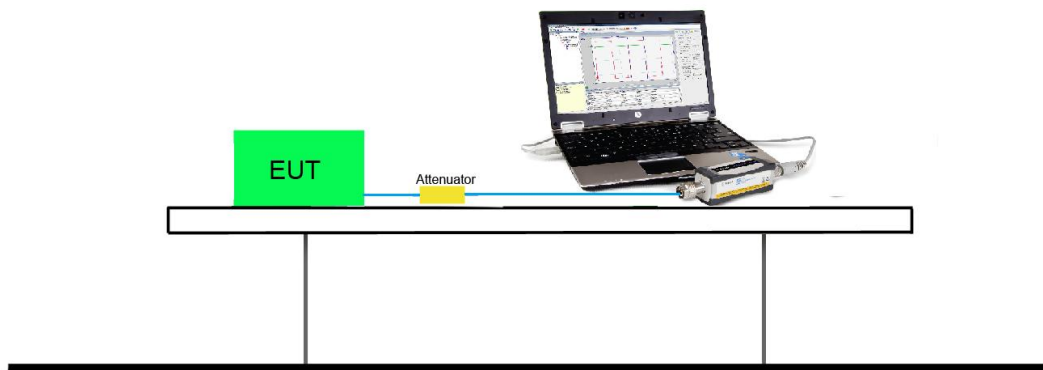
### 7.6.2. Test Procedure Used

KDB 789033 D02v01 - Section E) 3) b) Method PM-G

### 7.6.3. Test Setting

Average power measurements were performed only when the EUT was transmitting at its maximum power control level using a broadband power meter with a pulse sensor. The power meter implemented triggering and gating capabilities which were set up such that power measurements were recorded only during the ON time of the transmitter. The trace was averaged over 100 traces to obtain the final measured average power.

### 7.6.4. Test Setup



### 7.6.5. Test Result

1T<sub>x</sub>

Test Mode	Data Rate (Mbps)	Channel No.	Freq. (MHz)	Ant 1 TPC Power (dBm)	Total TPC Power (dBm)	Total EIRP TPC Power (dBm)	Limit (dBm)	Result
11a	6	52	5260	15.44	15.44	20.94	≤24.00	Pass
11a	6	60	5300	14.71	14.71	20.21	≤24.00	Pass
11a	6	64	5320	14.80	14.80	20.30	≤24.00	Pass
11a	6	100	5500	15.69	15.69	21.58	≤24.00	Pass
11a	6	118	5580	15.13	15.13	20.94	≤24.00	Pass
11a	6	120	5600	15.38	15.38	21.27	≤24.00	Pass
11a	6	140	5700	16.19	16.19	22.08	≤24.00	Pass
11n-HT20	6.5	52	5260	16.45	16.45	21.95	≤24.00	Pass
11n-HT20	6.5	60	5300	15.19	15.19	20.69	≤24.00	Pass
11n-HT20	6.5	64	5320	14.42	14.42	19.92	≤24.00	Pass
11n-HT20	6.5	100	5500	14.26	14.26	20.15	≤24.00	Pass
11n-HT20	6.5	118	5580	14.69	14.69	20.50	≤24.00	Pass
11n-HT20	6.5	120	5600	15.56	15.56	21.45	≤24.00	Pass
11n-HT20	6.5	140	5700	16.06	16.06	21.95	≤24.00	Pass
11n-HT40	13.5	54	5270	16.92	16.92	22.42	≤24.00	Pass
11n-HT40	13.5	62	5310	15.79	15.79	21.29	≤24.00	Pass
11n-HT40	13.5	102	5510	12.83	12.83	18.72	≤24.00	Pass
11n-HT40	13.5	110	5550	16.54	16.54	22.35	≤24.00	Pass
11n-HT40	13.5	118	5590	16.38	16.38	22.27	≤24.00	Pass
11n-HT40	13.5	134	5670	16.61	16.61	22.50	≤24.00	Pass
11ac-VHT20	6.5	52	5260	15.83	15.83	21.33	≤24.00	Pass
11ac-VHT20	6.5	60	5300	14.70	14.70	20.20	≤24.00	Pass
11ac-VHT20	6.5	64	5320	14.77	14.77	20.27	≤24.00	Pass
11ac-VHT20	6.5	100	5500	14.78	14.78	20.67	≤24.00	Pass
11ac-VHT20	6.5	116	5580	14.66	14.66	20.47	≤24.00	Pass
11ac-VHT20	6.5	120	5600	15.79	15.79	21.68	≤24.00	Pass
11ac-VHT20	6.5	140	5700	14.62	14.62	20.51	≤24.00	Pass
11ac-VHT20	6.5	144	5720	15.72	15.72	21.61	≤24.00	Pass

Test Mode	Data Rate (Mbps)	Channel No.	Freq. (MHz)	Ant 1 TPC Power (dBm)	Total TPC Power (dBm)	Total EIRP TPC Power (dBm)	Limit (dBm)	Result
11ac-VHT40	13.5	54	5270	16.80	16.80	22.30	≤24.00	Pass
11ac-VHT40	13.5	62	5310	16.00	16.00	21.50	≤24.00	Pass
11ac-VHT40	13.5	102	5510	16.35	16.35	22.24	≤24.00	Pass
11ac-VHT40	13.5	110	5550	15.86	15.86	21.67	≤24.00	Pass
11ac-VHT40	13.5	118	5590	16.37	16.37	22.26	≤24.00	Pass
11ac-VHT40	13.5	134	5670	16.86	16.86	22.75	≤24.00	Pass
11ac-VHT40	13.5	142	5710	16.43	16.43	22.32	≤24.00	Pass
11ac-VHT80	29.3	58	5290	15.81	15.81	21.31	≤24.00	Pass
11ac-VHT80	29.3	106	5530	12.67	12.67	18.56	≤24.00	Pass
11ac-VHT80	29.3	122	5610	15.36	15.36	21.25	≤24.00	Pass
11ac-VHT80	29.3	138	5690	14.95	14.95	20.84	≤24.00	Pass

Note: Total EIRP TPC Power (dBm) = Total TPC Power (dBm) + Antenna Gain (dBi).

**1Tx**

Test Mode	Data Rate (Mbps)	Channel No.	Freq. (MHz)	Ant 2 TPC Power (dBm)	Total TPC Power (dBm)	Total EIRP TPC Power (dBm)	Limit (dBm)	Result
11a	6	52	5260	14.76	14.76	19.57	≤24.00	Pass
11a	6	60	5300	14.81	14.81	19.62	≤24.00	Pass
11a	6	64	5320	14.62	14.62	19.43	≤24.00	Pass
11a	6	100	5500	14.37	14.37	20.34	≤24.00	Pass
11a	6	118	5580	14.02	14.02	19.99	≤24.00	Pass
11a	6	120	5600	14.26	14.26	20.23	≤24.00	Pass
11a	6	140	5700	15.84	15.84	21.81	≤24.00	Pass
11n-HT20	6.5	52	5260	15.54	15.54	20.35	≤24.00	Pass
11n-HT20	6.5	60	5300	14.83	14.83	19.64	≤24.00	Pass
11n-HT20	6.5	64	5320	14.79	14.79	19.60	≤24.00	Pass
11n-HT20	6.5	100	5500	13.99	13.99	19.96	≤24.00	Pass
11n-HT20	6.5	118	5580	14.79	14.79	20.76	≤24.00	Pass
11n-HT20	6.5	120	5600	15.93	15.93	21.90	≤24.00	Pass
11n-HT20	6.5	140	5700	15.98	15.98	21.95	≤24.00	Pass
11n-HT40	13.5	54	5270	13.13	13.13	17.94	≤24.00	Pass
11n-HT40	13.5	62	5310	16.89	16.89	21.70	≤24.00	Pass
11n-HT40	13.5	102	5510	16.48	16.48	22.45	≤24.00	Pass
11n-HT40	13.5	110	5550	15.53	15.53	21.50	≤24.00	Pass
11n-HT40	13.5	118	5590	15.21	15.21	21.18	≤24.00	Pass
11n-HT40	13.5	134	5670	15.41	15.41	21.38	≤24.00	Pass
11ac-VHT20	6.5	52	5260	14.71	14.71	19.52	≤24.00	Pass
11ac-VHT20	6.5	60	5300	14.99	14.99	19.80	≤24.00	Pass
11ac-VHT20	6.5	64	5320	14.27	14.27	19.08	≤24.00	Pass
11ac-VHT20	6.5	100	5500	14.64	14.64	20.61	≤24.00	Pass
11ac-VHT20	6.5	116	5580	16.31	16.31	22.28	≤24.00	Pass
11ac-VHT20	6.5	120	5600	15.48	15.48	21.45	≤24.00	Pass
11ac-VHT20	6.5	140	5700	12.71	12.71	18.68	≤24.00	Pass
11ac-VHT20	6.5	144	5720	17.57	17.57	23.54	≤24.00	Pass

Test Mode	Data Rate (Mbps)	Channel No.	Freq. (MHz)	Ant 2 TPC Power (dBm)	Total TPC Power (dBm)	Total EIRP TPC Power (dBm)	Limit (dBm)	Result
11ac-VHT40	13.5	54	5270	16.29	16.29	21.10	≤24.00	Pass
11ac-VHT40	13.5	62	5310	16.30	16.30	21.11	≤24.00	Pass
11ac-VHT40	13.5	102	5510	13.77	13.77	19.74	≤24.00	Pass
11ac-VHT40	13.5	110	5550	11.38	11.38	17.35	≤24.00	Pass
11ac-VHT40	13.5	118	5590	15.38	15.38	21.35	≤24.00	Pass
11ac-VHT40	13.5	134	5670	15.73	15.73	21.70	≤24.00	Pass
11ac-VHT40	13.5	142	5710	16.78	16.78	22.75	≤24.00	Pass
11ac-VHT80	29.3	58	5290	15.94	15.94	20.75	≤24.00	Pass
11ac-VHT80	29.3	106	5530	12.56	12.56	18.53	≤24.00	Pass
11ac-VHT80	29.3	122	5610	14.48	14.48	20.45	≤24.00	Pass
11ac-VHT80	29.3	138	5690	15.18	15.18	21.15	≤24.00	Pass

Note: Total EIRP TPC Power (dBm) = Total TPC Power (dBm) + Antenna Gain (dBi)



**2T<sub>x</sub>**

Test Mode	Data Rate (Mbps)	Channel No.	Freq. (MHz)	Ant 1 TPC Power (dBm)	Ant 2 TPC Power (dBm)	Total TPC Power (dBm)	Total EIRP TPC Power (dBm)	Limit (dBm)	Result
11a	6	52	5260	9.95	9.76	12.87	21.04	≤24.00	Pass
11a	6	60	5300	9.25	9.80	12.54	20.71	≤24.00	Pass
11a	6	64	5320	8.62	10.15	12.46	20.63	≤24.00	Pass
11a	6	100	5500	10.06	9.54	12.82	21.76	≤24.00	Pass
11a	6	118	5580	9.14	9.09	12.13	21.07	≤24.00	Pass
11a	6	120	5600	9.16	8.55	11.88	20.82	≤24.00	Pass
11a	6	140	5700	8.35	8.73	11.55	20.49	≤24.00	Pass
11n-HT20	13	52	5260	10.25	10.02	13.15	21.32	≤24.00	Pass
11n-HT20	13	60	5300	9.26	9.46	12.37	20.54	≤24.00	Pass
11n-HT20	13	64	5320	8.80	9.38	12.11	20.28	≤24.00	Pass
11n-HT20	13	100	5500	10.07	9.08	12.61	21.55	≤24.00	Pass
11n-HT20	13	118	5580	9.09	8.44	11.79	20.73	≤24.00	Pass
11n-HT20	13	120	5600	8.66	9.00	11.84	20.78	≤24.00	Pass
11n-HT20	13	140	5700	8.47	8.40	11.45	20.39	≤24.00	Pass
11n-HT40	27	54	5270	11.92	12.34	15.15	23.32	≤24.00	Pass
11n-HT40	27	62	5310	10.56	12.75	14.80	22.97	≤24.00	Pass
11n-HT40	27	102	5510	10.85	10.60	13.74	22.68	≤24.00	Pass
11n-HT40	27	110	5550	10.97	11.03	14.01	22.95	≤24.00	Pass
11n-HT40	27	118	5590	10.52	11.07	13.81	22.75	≤24.00	Pass
11n-HT40	27	134	5670	11.23	11.44	14.35	23.29	≤24.00	Pass
11ac-VHT20	13	52	5260	10.20	9.35	12.81	20.98	≤24.00	Pass
11ac-VHT20	13	60	5300	9.32	9.51	12.43	20.60	≤24.00	Pass
11ac-VHT20	13	64	5320	8.49	9.68	12.14	20.31	≤24.00	Pass
11ac-VHT20	13	100	5500	9.50	8.46	12.02	20.96	≤24.00	Pass
11ac-VHT20	13	116	5580	10.02	8.49	12.33	21.27	≤24.00	Pass
11ac-VHT20	13	120	5600	9.31	8.03	11.73	20.67	≤24.00	Pass
11ac-VHT20	13	140	5700	8.98	8.81	11.91	20.85	≤24.00	Pass
11ac-VHT20	13	144	5720	7.55	9.31	11.53	20.47	≤24.00	Pass

Test Mode	Data Rate (Mbps)	Channel No.	Freq. (MHz)	Ant 1 TPC Power (dBm)	Ant 2 TPC Power (dBm)	Total TPC Power (dBm)	Total EIRP TPC Power (dBm)	Limit (dBm)	Result
11ac-VHT40	27	54	5270	12.62	12.47	15.56	23.73	≤24.00	Pass
11ac-VHT40	27	62	5310	11.21	13.63	15.60	23.77	≤24.00	Pass
11ac-VHT40	27	102	5510	11.13	10.71	13.94	22.88	≤24.00	Pass
11ac-VHT40	27	110	5550	11.24	11.05	14.16	23.10	≤24.00	Pass
11ac-VHT40	27	118	5590	10.35	11.14	13.77	22.71	≤24.00	Pass
11ac-VHT40	27	134	5670	11.73	10.67	14.24	23.18	≤24.00	Pass
11ac-VHT40	27	142	5710	11.43	11.88	14.67	23.61	≤24.00	Pass
11ac-VHT80	58.6	58	5290	11.45	12.79	15.18	23.35	≤24.00	Pass
11ac-VHT80	58.6	106	5530	10.21	11.76	14.06	23.00	≤24.00	Pass
11ac-VHT80	58.6	122	5610	10.97	11.58	14.30	23.24	≤24.00	Pass
11ac-VHT80	58.6	138	5690	10.90	11.75	14.36	23.30	≤24.00	Pass

Note: Total EIRP TPC Power (dBm) =  $10 \cdot \log\{10^{(\text{Ant 1 TPC Power} / 10)} + 10^{(\text{Ant 2 TPC Power} / 10)}\} + \text{Antenna Gain (dBi)}$ .

## **7.7. Power Spectral Density Measurement**

### **7.7.1. Test Limit**

#### **For FCC**

For an indoor access point operating in the band 5.15-5.25 GHz, the maximum power spectral density shall not exceed 17 dBm in any 1 megahertz band.

For the 5.25-5.35 GHz and 5.47-5.725 GHz bands, the maximum power spectral density shall not exceed 11 dBm in any 1 megahertz band.

For the band 5.725-5.85 GHz, the maximum power spectral density shall not exceed 30 dBm in any 500-kHz band.

If transmitting antennas of directional gain greater than 6dBi are used, the peak power spectral density shall be reduced by the amount in dB that the directional gain of the antenna exceeds 6dBi.

#### **For IC**

For the band 5.15-5.25 GHz, the e.i.r.p. spectral density shall not exceed 10 dBm in any 1.0 MHz band.

For the 5.25-5.35 GHz and 5.47-5.725 GHz bands, the power spectral density shall not exceed 11 dBm in any 1.0 MHz band.

For the 5.725-5.85 GHz band, the power spectral density shall not exceed 30 dBm in any 500 kHz band.

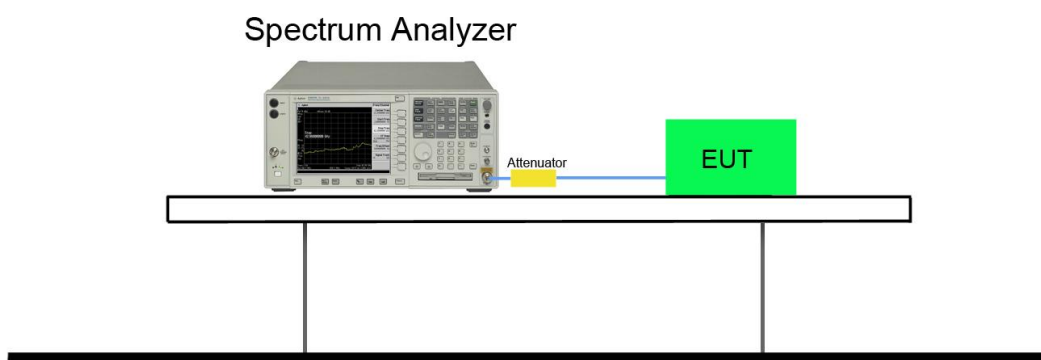
### **7.7.2. Test Procedure Used**

KDB 789033 D02v01 - Section F

### 7.7.3. Test Setting

1. Analyzer was set to the center frequency of the UNII channel under investigation
2. Span was set to encompass the entire 26dB EBW of the signal.
3. RBW = 1MHz, if measurement bandwidth of Maximum PSD is specified in 500 kHz,  
RBW = 100 kHz
4. VBW = 3MHz
5. Number of sweep points  $\geq 2 \times (\text{span} / \text{RBW})$
6. Detector = power averaging (Average)
7. Sweep time = auto
8. Trigger = free run
9. Use the peak search function on the instrument to find the peak of the spectrum and record its value.
10. Add  $10 \cdot \log(1/x)$ , where x is the duty cycle, to the measured power in order to compute the average power during the actual transmission times (because the measurement represents an average over both the on and off times of the transmission). For example, add  $10 \cdot \log(1/0.25) = 6$  dB if the duty cycle is 25 percent.
11. When the measurement bandwidth of Maximum PSD is specified in 500 kHz, add a constant factor  $10 \cdot \log(500\text{kHz}/100\text{kHz}) = 7$  dB to the measured result

### 7.7.4. Test Setup



### 7.7.5. Test Result

#### For FCC bands (UNII-2A & UNII-2C & UNII-3) & IC bands (UNII-1 & UNII-2A & UNII-2C & UNII-3)

Test Mode	Data Rate (Mbps)	Channel No.	Freq. (MHz)	Ant 1 PSD (dBm/MHz)	Duty Cycle (%)	Total PSD (dBm/MHz)	PSD Limit (dBm/MHz)	EIRP PSD (dBm/MHz)	EIRP PSD Limit (dBm/MHz)	Result
11a	6	36	5180	3.91	96.04	4.08	--	9.48	≤ 10.00	Pass
11a	6	44	5220	3.82	96.04	3.99	--	9.39	≤ 10.00	Pass
11a	6	48	5240	3.44	96.04	3.62	--	9.02	≤ 10.00	Pass
11a	6	52	5260	10.25	96.04	10.43	≤ 11.00	--	--	Pass
11a	6	60	5300	10.37	96.04	10.55	≤ 11.00	--	--	Pass
11a	6	64	5320	10.35	96.04	10.53	≤ 11.00	--	--	Pass
11a	6	100	5500	10.71	96.04	10.89	≤ 11.00	--	--	Pass
11a	6	116	5580	10.22	96.04	10.30	≤ 11.00	--	--	Pass
11a	6	120	5600	10.47	96.04	10.64	≤ 11.00	--	--	Pass
11a	6	140	5700	10.43	96.04	10.61	≤ 11.00	--	--	Pass
11n-HT20	6.5	36	5180	3.85	93.72	4.13	--	9.53	≤ 10.00	Pass
11n-HT20	6.5	44	5220	3.50	93.72	3.78	--	9.18	≤ 10.00	Pass
11n-HT20	6.5	48	5240	3.25	93.72	3.53	--	8.93	≤ 10.00	Pass
11n-HT20	6.5	52	5260	10.65	93.72	10.93	≤ 11.00	--	--	Pass
11n-HT20	6.5	60	5300	10.12	93.72	10.40	≤ 11.00	--	--	Pass
11n-HT20	6.5	64	5320	10.11	93.72	10.39	≤ 11.00	--	--	Pass
11n-HT20	6.5	100	5500	10.20	93.72	10.48	≤ 11.00	--	--	Pass
11n-HT20	6.5	116	5580	10.02	93.72	10.30	≤ 11.00	--	--	Pass
11n-HT20	6.5	120	5600	10.37	93.72	10.65	≤ 11.00	--	--	Pass
11n-HT20	6.5	140	5700	10.59	93.72	10.87	≤ 11.00	--	--	Pass
11n-HT40	13.5	38	5190	0.31	91.16	0.71	--	6.11	≤ 10.00	Pass
11n-HT40	13.5	46	5230	-0.37	91.16	0.03	--	5.43	≤ 10.00	Pass
11n-HT40	13.5	54	5270	7.87	91.16	8.27	≤ 11.00	--	--	Pass
11n-HT40	13.5	62	5310	6.90	91.16	7.30	≤ 11.00	--	--	Pass
11n-HT40	13.5	102	5510	4.49	91.16	4.89	≤ 11.00	--	--	Pass
11n-HT40	13.5	110	5550	6.71	91.16	7.11	≤ 11.00	--	--	Pass
11n-HT40	13.5	118	5590	7.49	91.16	7.89	≤ 11.00	--	--	Pass
11n-HT40	13.5	134	5670	8.26	91.16	8.67	≤ 11.00	--	--	Pass

Test Mode	Data Rate (Mbps)	Channel No.	Freq. (MHz)	Ant 1 PSD (dBm/MHz)	Duty Cycle (%)	Total PSD (dBm/MHz)	PSD Limit (dBm/MHz)	EIRP PSD (dBm/MHz)	EIRP PSD Limit (dBm/MHz)	Result
11ac-VHT20	6.5	36	5180	3.79	95.63	3.98	--	9.38	≤ 10.00	Pass
11ac-VHT20	6.5	44	5220	3.75	95.63	3.94	--	9.34	≤ 10.00	Pass
11ac-VHT20	6.5	48	5240	3.85	95.63	4.05	--	9.45	≤ 10.00	Pass
11ac-VHT20	6.5	52	5260	10.58	95.63	10.78	≤ 11.00	--	--	Pass
11ac-VHT20	6.5	60	5300	10.12	95.63	10.32	≤ 11.00	--	--	Pass
11ac-VHT20	6.5	64	5320	10.12	95.63	10.32	≤ 11.00	--	--	Pass
11ac-VHT20	6.5	100	5500	10.16	95.63	10.35	≤ 11.00	--	--	Pass
11ac-VHT20	6.5	116	5580	10.02	95.63	10.21	≤ 11.00	--	--	Pass
11ac-VHT20	6.5	120	5600	10.36	95.63	10.55	≤ 11.00	--	--	Pass
11ac-VHT20	6.5	140	5700	10.61	95.63	10.80	≤ 11.00	--	--	Pass
11ac-VHT20	6.5	144	5720	10.73	95.63	10.92	≤ 11.00	--	--	Pass
11ac-VHT40	13.5	38	5190	0.62	90.35	1.06	--	6.46	≤ 10.00	Pass
11ac-VHT40	13.5	46	5230	0.21	90.35	0.65	--	6.05	≤ 10.00	Pass
11ac-VHT40	13.5	54	5270	7.96	90.35	8.40	≤ 11.00	--	--	Pass
11ac-VHT40	13.5	62	5310	6.87	90.35	7.31	≤ 11.00	--	--	Pass
11ac-VHT40	13.5	102	5510	8.07	90.35	8.51	≤ 11.00	--	--	Pass
11ac-VHT40	13.5	110	5550	6.92	90.35	7.36	≤ 11.00	--	--	Pass
11ac-VHT40	13.5	118	5590	7.49	90.35	7.93	≤ 11.00	--	--	Pass
11ac-VHT40	13.5	134	5670	8.13	90.35	8.57	≤ 11.00	--	--	Pass
11ac-VHT40	13.5	142	5710	8.33	90.35	8.77	≤ 11.00	--	--	Pass
11ac-VHT80	29.3	42	5210	-2.34	82.45	-1.50	--	3.90	≤ 10.00	Pass
11ac-VHT80	29.3	58	5290	3.81	82.45	4.64	≤ 11.00	--	--	Pass
11ac-VHT80	29.3	106	5530	-0.02	82.45	0.82	≤ 11.00	--	--	Pass
11ac-VHT80	29.3	122	5610	4.34	82.45	5.18	≤ 11.00	--	--	Pass
11ac-VHT80	29.3	138	5690	4.41	82.45	5.24	≤ 11.00	--	--	Pass

Note:

When EUT duty cycle < 98%, the total PSD = Ant 1 PSD (dBm/MHz) + 10\*log(1/duty cycle),

EIRP PSD (dBm/MHz) = Total PSD (dBm/MHz) + Antenna Gain (dBi)

Test Mode	Data Rate (Mbps)	Channel No.	Freq. (MHz)	Ant 2 PSD (dBm/MHz)	Duty Cycle (%)	Total PSD (dBm/MHz)	PSD Limit (dBm/MHz)	EIRP PSD (dBm/MHz)	EIRP PSD Limit (dBm/MHz)	Result
11a	6	36	5180	4.51	96.04	4.68	--	9.21	≤ 10.00	Pass
11a	6	44	5220	4.86	96.04	5.03	--	9.56	≤ 10.00	Pass
11a	6	48	5240	4.77	96.04	4.94	--	9.47	≤ 10.00	Pass
11a	6	52	5260	10.51	96.04	10.69	≤ 11.00	--	--	Pass
11a	6	60	5300	10.46	96.04	10.63	≤ 11.00	--	--	Pass
11a	6	64	5320	10.47	96.04	10.65	≤ 11.00	--	--	Pass
11a	6	100	5500	10.10	96.04	10.28	≤ 11.00	--	--	Pass
11a	6	116	5580	10.02	96.04	10.19	≤ 11.00	--	--	Pass
11a	6	120	5600	10.07	96.04	10.24	≤ 11.00	--	--	Pass
11a	6	140	5700	10.49	96.04	10.67	≤ 11.00	--	--	Pass
11n-HT20	6.5	36	5180	4.86	93.72	5.14	--	9.67	≤ 10.00	Pass
11n-HT20	6.5	44	5220	4.88	93.72	5.16	--	9.69	≤ 10.00	Pass
11n-HT20	6.5	48	5240	4.25	93.72	4.53	--	9.06	≤ 10.00	Pass
11n-HT20	6.5	52	5260	10.60	93.72	10.88	≤ 11.00	--	--	Pass
11n-HT20	6.5	60	5300	10.58	93.72	10.86	≤ 11.00	--	--	Pass
11n-HT20	6.5	64	5320	10.56	93.72	10.84	≤ 11.00	--	--	Pass
11n-HT20	6.5	100	5500	10.51	93.72	10.79	≤ 11.00	--	--	Pass
11n-HT20	6.5	116	5580	10.20	93.72	10.48	≤ 11.00	--	--	Pass
11n-HT20	6.5	120	5600	10.01	93.72	10.29	≤ 11.00	--	--	Pass
11n-HT20	6.5	140	5700	10.22	93.72	10.50	≤ 11.00	--	--	Pass
11n-HT40	13.5	38	5190	1.26	91.16	1.66	--	6.19	≤ 10.00	Pass
11n-HT40	13.5	46	5230	1.51	91.16	1.91	--	6.44	≤ 10.00	Pass
11n-HT40	13.5	54	5270	7.13	91.16	7.53	≤ 11.00	--	--	Pass
11n-HT40	13.5	62	5310	7.69	91.16	8.09	≤ 11.00	--	--	Pass
11n-HT40	13.5	102	5510	4.65	91.16	5.05	≤ 11.00	--	--	Pass
11n-HT40	13.5	110	5550	4.92	91.16	5.32	≤ 11.00	--	--	Pass
11n-HT40	13.5	118	5590	8.85	91.16	9.25	≤ 11.00	--	--	Pass
11n-HT40	13.5	134	5670	8.07	91.16	8.47	≤ 11.00	--	--	Pass

Test Mode	Data Rate (Mbps)	Channel No.	Freq. (MHz)	Ant 2 PSD (dBm/MHz)	Duty Cycle (%)	Total PSD (dBm/MHz)	PSD Limit (dBm/MHz)	EIRP PSD (dBm/MHz)	EIRP PSD Limit (dBm/MHz)	Result
11ac-VHT20	6.5	36	5180	4.81	95.63	5.00	--	9.53	≤ 10.00	Pass
11ac-VHT20	6.5	44	5220	4.60	95.63	4.79	--	9.32	≤ 10.00	Pass
11ac-VHT20	6.5	48	5240	4.96	95.63	5.16	--	9.69	≤ 10.00	Pass
11ac-VHT20	6.5	52	5260	10.49	95.63	10.68	≤ 11.00	--	--	Pass
11ac-VHT20	6.5	60	5300	10.48	95.63	10.68	≤ 11.00	--	--	Pass
11ac-VHT20	6.5	64	5320	10.46	95.63	10.66	≤ 11.00	--	--	Pass
11ac-VHT20	6.5	100	5500	9.98	95.63	10.17	≤ 11.00	--	--	Pass
11ac-VHT20	6.5	116	5580	10.14	95.63	10.33	≤ 11.00	--	--	Pass
11ac-VHT20	6.5	120	5600	10.55	95.63	10.74	≤ 11.00	--	--	Pass
11ac-VHT20	6.5	140	5700	10.54	95.63	10.74	≤ 11.00	--	--	Pass
11ac-VHT20	6.5	144	5720	10.58	95.63	10.77	≤ 11.00	--	--	Pass
11ac-VHT40	13.5	38	5190	0.96	90.35	1.40	--	5.93	≤ 10.00	Pass
11ac-VHT40	13.5	46	5230	1.45	90.35	1.89	--	6.42	≤ 10.00	Pass
11ac-VHT40	13.5	54	5270	7.64	90.35	8.08	≤ 11.00	--	--	Pass
11ac-VHT40	13.5	62	5310	6.17	90.35	6.61	≤ 11.00	--	--	Pass
11ac-VHT40	13.5	102	5510	3.64	90.35	4.08	≤ 11.00	--	--	Pass
11ac-VHT40	13.5	110	5550	4.51	90.35	4.95	≤ 11.00	--	--	Pass
11ac-VHT40	13.5	118	5590	8.88	90.35	9.32	≤ 11.00	--	--	Pass
11ac-VHT40	13.5	134	5670	8.35	90.35	8.79	≤ 11.00	--	--	Pass
11ac-VHT40	13.5	142	5710	8.70	90.35	9.14	≤ 11.00	--	--	Pass
11ac-VHT80	29.3	42	5210	-1.76	82.45	-0.92	--	3.61	≤ 10.00	Pass
11ac-VHT80	29.3	58	5290	0.32	82.45	1.15	≤ 11.00	--	--	Pass
11ac-VHT80	29.3	106	5530	-1.65	82.45	-0.81	≤ 11.00	--	--	Pass
11ac-VHT80	29.3	122	5610	5.63	82.45	6.47	≤ 11.00	--	--	Pass
11ac-VHT80	29.3	138	5690	5.58	82.45	6.41	≤ 11.00	--	--	Pass

Note:

When EUT duty cycle < 98%, the total PSD = Ant 2 PSD (dBm/MHz) + 10\*log(1/duty cycle),

EIRP PSD (dBm/MHz) = Total PSD (dBm/MHz) + Antenna Gain (dBi)



Test Mode	Data Rate (Mbps)	Channel No.	Freq. (MHz)	Ant 1 PSD (dBm/MHz)	Ant 2 PSD (dBm/MHz)	Duty Cycle (%)	Total PSD (dBm/MHz)	PSD Limit (dBm/MHz)	EIRP PSD (dBm/MHz)	EIRP PSD Limit (dBm/MHz)	Result
11a	6	36	5180	-1.18	-1.65	96.04	1.78	--	9.77	≤ 10.00	Pass
11a	6	44	5220	-1.53	-1.23	96.04	1.81	--	9.80	≤ 10.00	Pass
11a	6	48	5240	-1.55	-1.49	96.04	1.67	--	9.66	≤ 10.00	Pass
11a	6	52	5260	5.15	5.99	96.04	8.77	≤ 8.83	--	--	Pass
11a	6	60	5300	4.99	6.09	96.04	8.76	≤ 8.83	--	--	Pass
11a	6	64	5320	5.51	4.52	96.04	8.23	≤ 8.83	--	--	Pass
11a	6	100	5500	4.45	4.73	96.04	7.78	≤ 8.06	--	--	Pass
11a	6	116	5580	4.37	4.49	96.04	7.61	≤ 8.06	--	--	Pass
11a	6	120	5600	4.58	4.08	96.04	7.52	≤ 8.06	--	--	Pass
11a	6	140	5700	4.95	4.56	96.04	7.94	≤ 8.06	--	--	Pass
11n-HT20	13	36	5180	-1.81	-2.03	93.72	1.37	--	9.36	≤ 10.00	Pass
11n-HT20	13	44	5220	-2.05	-1.76	93.72	1.39	--	9.38	≤ 10.00	Pass
11n-HT20	13	48	5240	-2.17	-1.98	93.72	1.21	--	9.20	≤ 10.00	Pass
11n-HT20	13	52	5260	5.28	5.10	93.72	8.48	≤ 8.83	--	--	Pass
11n-HT20	13	60	5300	5.30	5.67	93.72	8.78	≤ 8.83	--	--	Pass
11n-HT20	13	64	5320	5.83	4.99	93.72	8.72	≤ 8.83	--	--	Pass
11n-HT20	13	100	5500	5.08	4.25	93.72	7.97	≤ 8.06	--	--	Pass
11n-HT20	13	116	5580	4.29	4.59	93.72	7.73	≤ 8.06	--	--	Pass
11n-HT20	13	120	5600	4.41	4.36	93.72	7.68	≤ 8.06	--	--	Pass
11n-HT20	13	140	5700	4.66	4.54	93.72	7.89	≤ 8.06	--	--	Pass
11n-HT40	27	38	5190	-2.45	-2.89	91.16	0.75	--	8.74	≤ 10.00	Pass
11n-HT40	27	46	5230	-2.39	-2.01	91.16	1.22	--	8.90	≤ 10.00	Pass
11n-HT40	27	54	5270	4.10	5.46	91.16	8.25	≤ 8.83	--	--	Pass
11n-HT40	27	62	5310	5.42	5.04	91.16	8.65	≤ 8.83	--	--	Pass
11n-HT40	27	102	5510	4.57	4.33	91.16	7.86	≤ 8.06	--	--	Pass
11n-HT40	27	110	5550	4.51	4.58	91.16	7.96	≤ 8.06	--	--	Pass
11n-HT40	27	118	5590	4.82	4.13	91.16	7.90	≤ 8.06	--	--	Pass
11n-HT40	27	134	5670	4.99	4.02	91.16	7.94	≤ 8.06	--	--	Pass

Test Mode	Data Rate (Mbps)	Channel No.	Freq. (MHz)	Ant 1 PSD (dBm/MHz)	Ant 2 PSD (dBm/MHz)	Duty Cycle (%)	Total PSD (dBm/MHz)	PSD Limit (dBm/MHz)	EIRP PSD (dBm/MHz)	EIRP PSD Limit (dBm/MHz)	Result
11ac-VHT20	13	36	5180	-1.53	-1.50	95.63	1.69	--	9.68	≤ 10.00	Pass
11ac-VHT20	13	44	5220	-1.35	-1.38	95.63	1.84	--	9.83	≤ 10.00	Pass
11ac-VHT20	13	48	5240	-1.70	-1.20	95.63	1.76	--	9.75	≤ 10.00	Pass
11ac-VHT20	13	52	5260	5.03	5.84	95.63	8.66	≤ 8.83	--	--	Pass
11ac-VHT20	13	60	5300	5.87	5.26	95.63	8.78	≤ 8.83	--	--	Pass
11ac-VHT20	13	64	5320	5.50	4.94	95.63	8.43	≤ 8.83	--	--	Pass
11ac-VHT20	13	100	5500	4.66	4.72	95.63	7.89	≤ 8.06	--	--	Pass
11ac-VHT20	13	116	5580	4.11	4.62	95.63	7.58	≤ 8.06	--	--	Pass
11ac-VHT20	13	120	5600	4.73	4.64	95.63	7.89	≤ 8.06	--	--	Pass
11ac-VHT20	13	140	5700	4.70	4.85	95.63	7.98	≤ 8.06	--	--	Pass
11ac-VHT20	13	144	5720	4.78	4.36	95.63	7.78	≤ 8.06	--	--	Pass
11ac-VHT40	27	38	5190	-2.45	-2.81	90.35	0.83	--	8.82	≤ 10.00	Pass
11ac-VHT40	27	46	5230	-1.95	-2.65	90.35	1.16	--	9.15	≤ 10.00	Pass
11ac-VHT40	27	54	5270	4.86	5.60	90.35	8.70	≤ 8.83	--	--	Pass
11ac-VHT40	27	62	5310	5.22	5.45	90.35	8.79	≤ 8.83	--	--	Pass
11ac-VHT40	27	102	5510	4.26	4.58	90.35	7.87	≤ 8.06	--	--	Pass
11ac-VHT40	27	110	5550	4.50	4.50	90.35	7.95	≤ 8.06	--	--	Pass
11ac-VHT40	27	118	5590	4.63	4.50	90.35	8.02	≤ 8.06	--	--	Pass
11ac-VHT40	27	134	5670	4.82	4.22	90.35	7.98	≤ 8.06	--	--	Pass
11ac-VHT40	27	142	5710	4.14	4.54	90.35	7.80	≤ 8.06	--	--	Pass
11ac-VHT80	58.6	42	5210	-4.47	-5.10	82.45	-0.93	--	7.06	≤ 10.00	Pass
11ac-VHT80	58.6	58	5290	-0.56	0.85	82.45	4.05	≤ 8.83	--	--	Pass
11ac-VHT80	58.6	106	5530	-1.76	-1.20	82.45	2.37	≤ 8.06	--	--	Pass
11ac-VHT80	58.6	122	5610	2.96	4.14	82.45	7.43	≤ 8.06	--	--	Pass
11ac-VHT80	58.6	138	5690	3.12	3.60	82.45	7.21	≤ 8.06	--	--	Pass

Note:

When EUT duty cycle < 98%, the total PSD =  $10 \cdot \log\{10^{(\text{Ant 1 PSD}/10)} + 10^{(\text{Ant 2 PSD}/10)}\} + 10 \cdot \log(1/\text{duty cycle})$ ,  
 EIRP PSD (dBm/MHz) = Total PSD (dBm/MHz) + Antenna Gain(dBi)

**For FCC Bands (UNII-1)**

Test Mode	Data Rate (Mbps)	Channel No.	Freq. (MHz)	Ant 1 PSD (dBm/MHz)	Duty Cycle (%)	Total PSD (dBm/MHz)	PSD Limit (dBm/MHz)	Result
11a	6	36	5180	10.93	96.04	11.10	≤ 17.00	Pass
11a	6	44	5220	12.10	96.04	12.28	≤ 17.00	Pass
11a	6	48	5240	11.80	96.04	11.97	≤ 17.00	Pass
11n-HT20	6.5	36	5180	10.49	93.72	10.77	≤ 17.00	Pass
11n-HT20	6.5	44	5220	11.78	93.72	12.06	≤ 17.00	Pass
11n-HT20	6.5	48	5240	11.53	93.72	11.81	≤ 17.00	Pass
11n-HT40	13.5	38	5190	6.26	91.16	6.66	≤ 17.00	Pass
11n-HT40	13.5	46	5230	8.31	91.16	8.72	≤ 17.00	Pass
11ac-VHT20	6.5	36	5180	10.15	95.63	10.34	≤ 17.00	Pass
11ac-VHT20	6.5	44	5220	11.83	95.63	12.03	≤ 17.00	Pass
11ac-VHT20	6.5	48	5240	11.67	95.63	11.87	≤ 17.00	Pass
11ac-VHT40	13.5	38	5190	5.32	90.35	5.76	≤ 17.00	Pass
11ac-VHT40	13.5	46	5230	8.20	90.35	8.64	≤ 17.00	Pass
11ac-VHT80	29.3	42	5210	3.14	82.45	3.98	≤ 17.00	Pass

Note: When EUT duty cycle < 98%, the total PSD (dBm/MHz) = Ant 1 PSD (dBm/MHz) + 10\*log(1/duty cycle)

Test Mode	Data Rate (Mbps)	Channel No.	Freq. (MHz)	Ant 2 PSD (dBm/MHz)	Duty Cycle (%)	Total PSD (dBm/MHz)	PSD Limit (dBm/MHz)	Result
11a	6	36	5180	10.71	96.04	10.88	≤ 17.00	Pass
11a	6	44	5220	10.54	96.04	10.71	≤ 17.00	Pass
11a	6	48	5240	10.96	96.04	11.13	≤ 17.00	Pass
11n-HT20	6.5	36	5180	10.27	93.72	10.55	≤ 17.00	Pass
11n-HT20	6.5	44	5220	10.35	93.72	10.63	≤ 17.00	Pass
11n-HT20	6.5	48	5240	10.59	93.72	10.87	≤ 17.00	Pass
11n-HT40	13.5	38	5190	3.49	91.16	3.89	≤ 17.00	Pass
11n-HT40	13.5	46	5230	6.63	91.16	7.03	≤ 17.00	Pass
11ac-VHT20	6.5	36	5180	9.61	95.63	9.80	≤ 17.00	Pass
11ac-VHT20	6.5	44	5220	10.33	95.63	10.52	≤ 17.00	Pass
11ac-VHT20	6.5	48	5240	10.65	95.63	10.84	≤ 17.00	Pass
11ac-VHT40	13.5	38	5190	3.10	90.35	3.54	≤ 17.00	Pass
11ac-VHT40	13.5	46	5230	6.56	90.35	7.00	≤ 17.00	Pass
11ac-VHT80	29.3	42	5210	-0.83	82.45	0.00	≤ 17.00	Pass

Note: When EUT duty cycle < 98%, the total PSD (dBm/MHz) = Ant 2 PSD (dBm/MHz) + 10\*log(1/duty cycle)

Test Mode	Data Rate (Mbps)	Channel No.	Freq. (MHz)	Ant 1 PSD (dBm/MHz)	Ant 2 PSD (dBm/MHz)	Duty Cycle (%)	Total PSD (dBm/MHz)	PSD Limit (dBm/MHz)	Result
11a	6	36	5180	10.50	7.63	96.04	12.48	≤ 15.01	Pass
11a	6	44	5220	12.36	10.72	96.04	14.80	≤ 15.01	Pass
11a	6	48	5240	11.81	10.79	96.04	14.52	≤ 15.01	Pass
11n-HT20	13	36	5180	9.51	6.99	93.72	11.72	≤ 15.01	Pass
11n-HT20	13	44	5220	11.46	10.12	93.72	14.13	≤ 15.01	Pass
11n-HT20	13	48	5240	11.23	10.40	93.72	14.13	≤ 15.01	Pass
11n-HT40	27	38	5190	4.32	1.67	91.16	6.61	≤ 15.01	Pass
11n-HT40	27	46	5230	7.97	6.55	91.16	10.73	≤ 15.01	Pass
11ac-VHT20	13	36	5180	9.37	6.92	95.63	11.52	≤ 15.01	Pass
11ac-VHT20	13	44	5220	11.85	10.20	95.63	14.31	≤ 15.01	Pass
11ac-VHT20	13	48	5240	11.21	10.25	95.63	13.96	≤ 15.01	Pass
11ac-VHT40	27	38	5190	4.72	1.84	90.35	6.97	≤ 15.01	Pass
11ac-VHT40	27	46	5230	8.11	5.98	90.35	10.63	≤ 15.01	Pass
11ac-VHT80	58.6	42	5210	2.09	-2.75	82.45	2.93	≤ 15.01	Pass

Note: When EUT duty cycle < 98%, the total PSD (dBm/MHz) =  $10 \cdot \log\{10^{(\text{Ant 1 PSD}/10)} + 10^{(\text{Ant 2 PSD}/10)}\} + 10 \cdot \log(1/\text{duty cycle})$

Test Mode	Data Rate (Mbps)	Channel No.	Freq. (MHz)	Ant 1 PSD (dBm/100kHz)	Duty Cycle (%)	Constant Factor	Total PSD (dBm/500kHz)	Limit (dBm/500kHz)	Result
11a	6	149	5745	2.42	96.04	7	9.60	≤ 30.00	Pass
11a	6	157	5785	2.18	96.04	7	9.36	≤ 30.00	Pass
11a	6	165	5825	2.36	96.04	7	9.54	≤ 30.00	Pass
11n-HT20	6.5	149	5745	2.08	93.72	7	9.36	≤ 30.00	Pass
11n-HT20	6.5	157	5785	1.79	93.72	7	9.07	≤ 30.00	Pass
11n-HT20	6.5	165	5825	1.87	93.72	7	9.15	≤ 30.00	Pass
11n-HT40	13.5	151	5755	-1.35	91.16	7	6.05	≤ 30.00	Pass
11n-HT40	13.5	159	5795	-0.87	91.16	7	6.53	≤ 30.00	Pass
11ac-VHT20	6.5	149	5745	2.64	95.63	7	9.83	≤ 30.00	Pass
11ac-VHT20	6.5	157	5785	2.13	95.63	7	9.32	≤ 30.00	Pass
11ac-VHT20	6.5	165	5825	1.90	95.63	7	9.09	≤ 30.00	Pass
11ac-VHT40	13.5	151	5755	-1.56	90.35	7	5.88	≤ 30.00	Pass
11ac-VHT40	13.5	159	5795	-1.33	90.35	7	6.11	≤ 30.00	Pass
11ac-VHT80	29.3	155	5775	-4.05	82.45	7	3.79	≤ 30.00	Pass

Note: When EUT duty cycle < 98%, Total PSD (dBm/500kHz) = Ant 1 PSD (dBm/100kHz) + 10\*log(1/duty cycle) + Constant Factor.

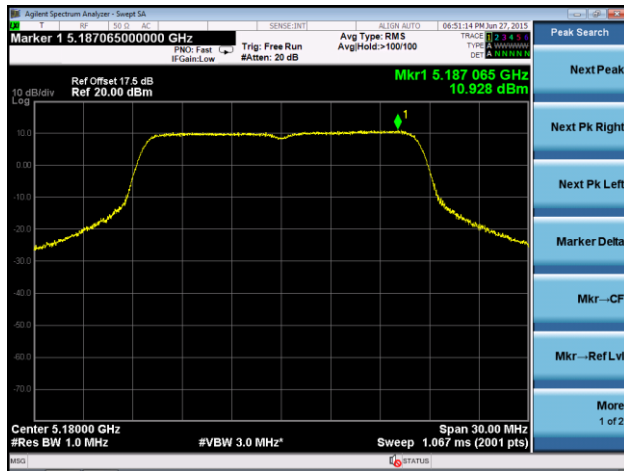
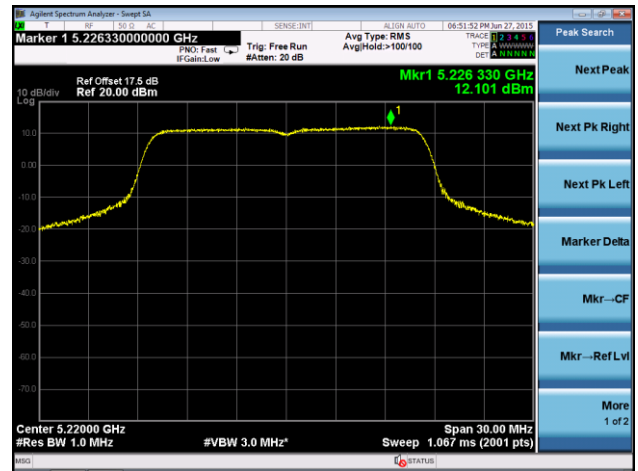
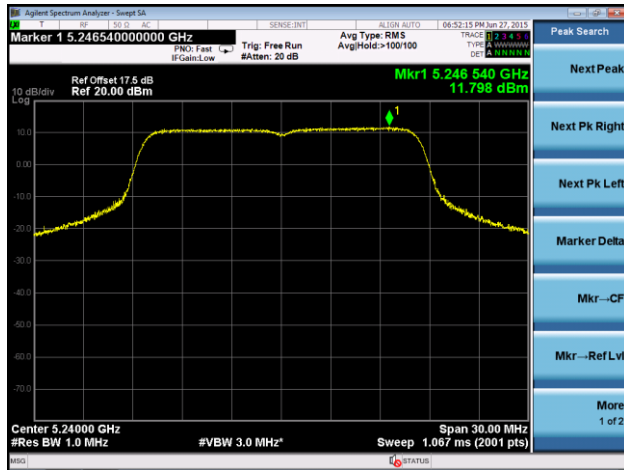
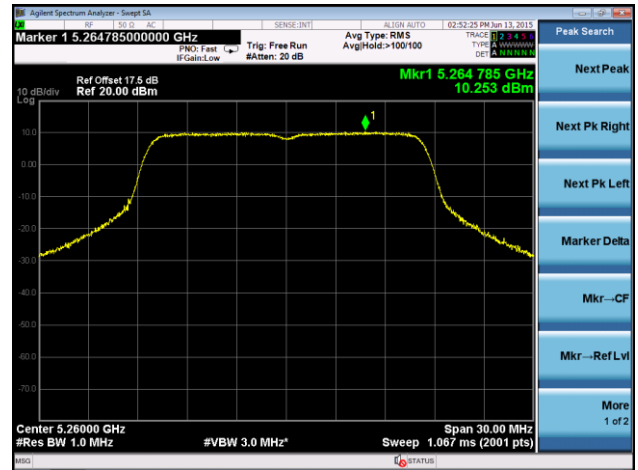
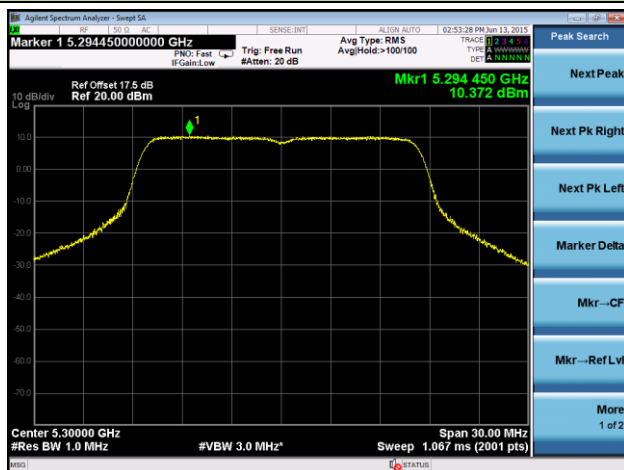
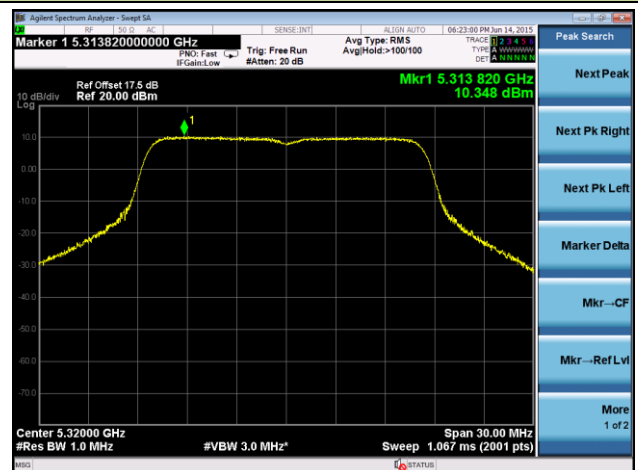
Test Mode	Data Rate (Mbps)	Channel No.	Freq. (MHz)	Ant 2 PSD (dBm/100kHz)	Duty Cycle (%)	Constant Factor	Total PSD (dBm/500kHz)	Limit (dBm/500kHz)	Result
11a	6	149	5745	0.50	96.04	7	7.68	≤ 30.00	Pass
11a	6	157	5785	2.56	96.04	7	9.74	≤ 30.00	Pass
11a	6	165	5825	2.41	96.04	7	9.59	≤ 30.00	Pass
11n-HT20	6.5	149	5745	0.56	93.72	7	7.84	≤ 30.00	Pass
11n-HT20	6.5	157	5785	2.19	93.72	7	9.47	≤ 30.00	Pass
11n-HT20	6.5	165	5825	2.48	93.72	7	9.76	≤ 30.00	Pass
11n-HT40	13.5	151	5755	-5.76	91.16	7	1.64	≤ 30.00	Pass
11n-HT40	13.5	159	5795	0.11	91.16	7	7.51	≤ 30.00	Pass
11ac-VHT20	6.5	149	5745	-1.24	95.63	7	5.95	≤ 30.00	Pass
11ac-VHT20	6.5	157	5785	2.54	95.63	7	9.73	≤ 30.00	Pass
11ac-VHT20	6.5	165	5825	1.86	95.63	7	9.05	≤ 30.00	Pass
11ac-VHT40	13.5	151	5755	-5.84	90.35	7	1.60	≤ 30.00	Pass
11ac-VHT40	13.5	159	5795	0.18	90.35	7	7.62	≤ 30.00	Pass
11ac-VHT80	29.3	155	5775	-11.17	82.45	7	-3.33	≤ 30.00	Pass

Note: When EUT duty cycle < 98%, Total PSD (dBm/500kHz) = Ant 2 PSD (dBm/100kHz) + 10\*log(1/duty cycle) + Constant Factor.

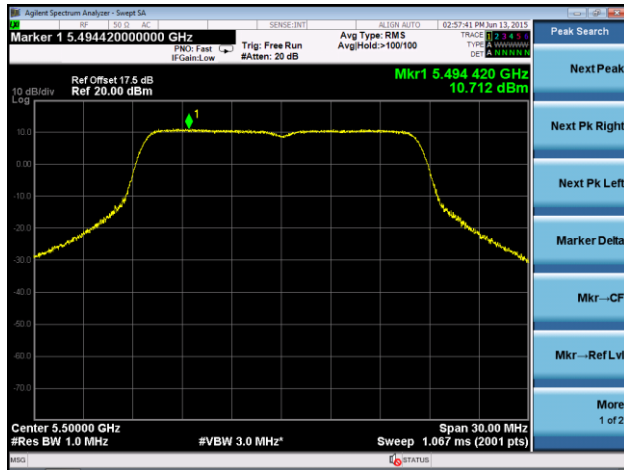
Test Mode	Data Rate (Mbps)	Channel No.	Freq. (MHz)	Ant 1 PSD (dBm/100kHz)	Ant 2 PSD (dBm/100kHz)	Duty Cycle (%)	Constant Factor	Total PSD (dBm/500kHz)	Limit (dBm/500kHz)	Result
11a	6	149	5745	1.53	2.17	96.04	7	12.05	≤ 27.06	Pass
11a	6	157	5785	3.01	3.04	96.04	7	13.21	≤ 27.06	Pass
11a	6	165	5825	1.86	1.91	96.04	7	12.07	≤ 27.06	Pass
11n-HT20	13	149	5745	-0.89	0.13	93.72	7	9.94	≤ 27.06	Pass
11n-HT20	13	157	5785	2.05	2.58	93.72	7	12.62	≤ 27.06	Pass
11n-HT20	13	165	5825	0.91	1.57	93.72	7	11.54	≤ 27.06	Pass
11n-HT40	27	151	5755	-6.47	-5.79	91.16	7	4.30	≤ 27.06	Pass
11n-HT40	27	159	5795	-1.88	-0.34	91.16	7	9.37	≤ 27.06	Pass
11ac-VHT20	13	149	5745	-0.69	0.07	95.63	7	9.91	≤ 27.06	Pass
11ac-VHT20	13	157	5785	2.46	3.13	95.63	7	13.01	≤ 27.06	Pass
11ac-VHT20	13	165	5825	0.73	0.57	95.63	7	10.86	≤ 27.06	Pass
11ac-VHT40	27	151	5755	-6.48	-5.50	90.35	7	4.49	≤ 27.06	Pass
11ac-VHT40	27	159	5795	-0.76	0.01	90.35	7	10.09	≤ 27.06	Pass
11ac-VHT80	58.6	155	5775	-13.03	-11.14	82.45	7	-1.13	≤ 27.06	Pass

Note: When EUT duty cycle < 98%, Total PSD (dBm/500kHz) =  $10 \cdot \log\{10^{(\text{Ant 1 PSD}/10)} + 10^{(\text{Ant 2 PSD}/10)}\} + 10 \cdot \log(1/\text{duty cycle}) + \text{Constant Factor}$ .

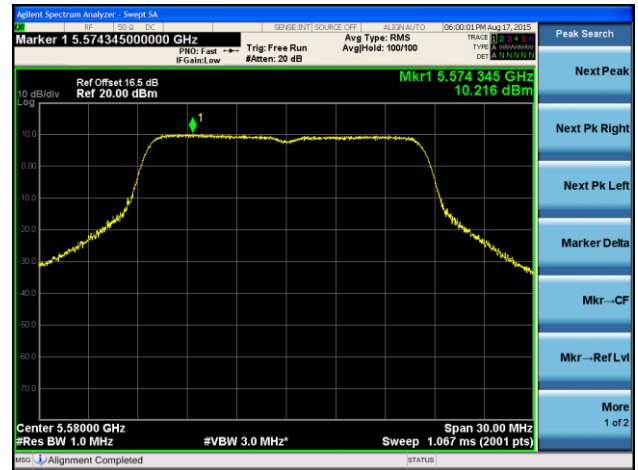


**802.11a Power Spectral Density - Ant 1**
**Channel 36 (5180MHz)**

**Channel 44 (5220MHz)**

**Channel 48 (5240MHz)**

**Channel 52 (5260MHz)**

**Channel 60 (5300MHz)**

**Channel 64 (5320MHz)**


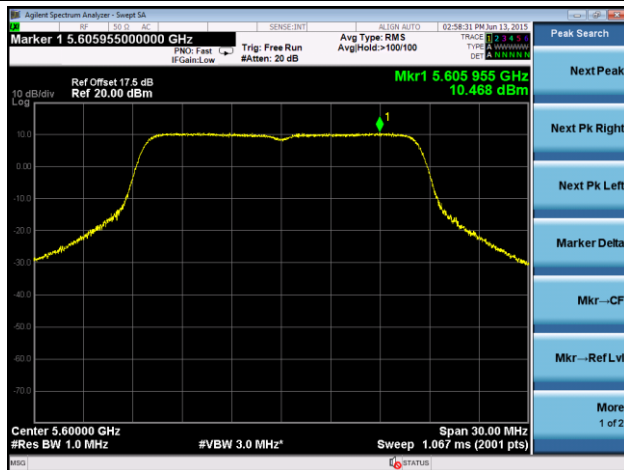
### Channel 100 (5500MHz)



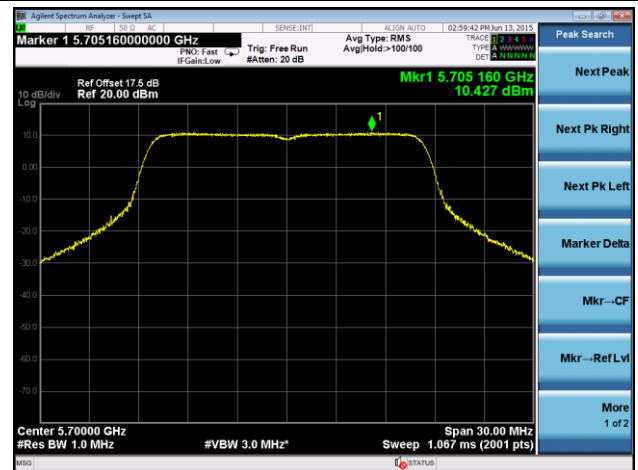
### Channel 118 (5580MHz)



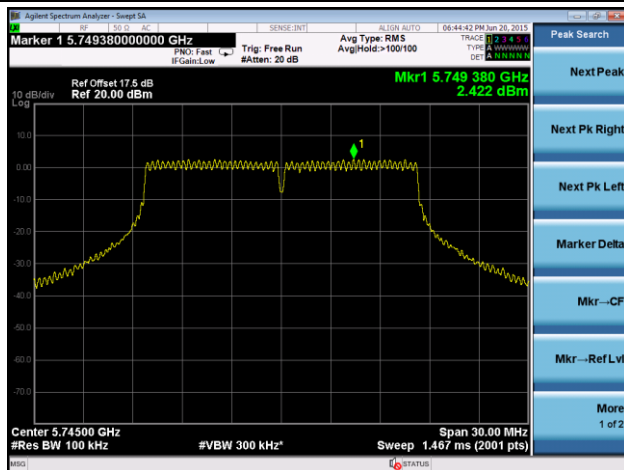
### Channel 120 (5600MHz)



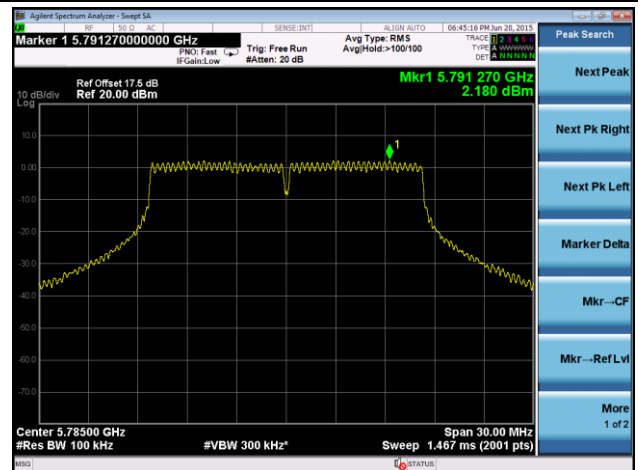
### Channel 140 (5700MHz)



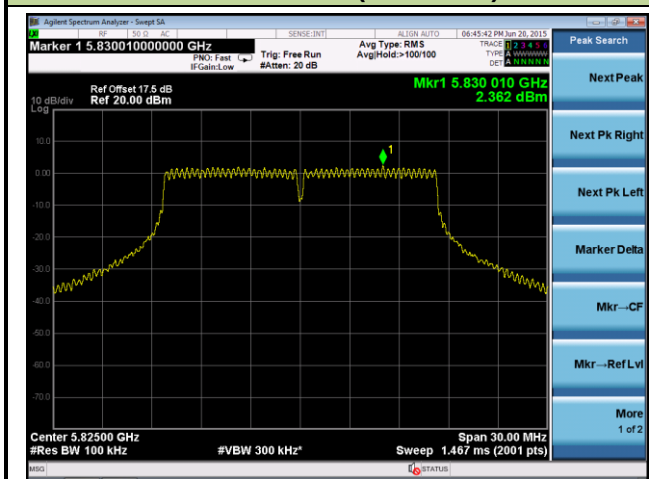
### Channel 149 (5745MHz)



### Channel 157 (5785MHz)

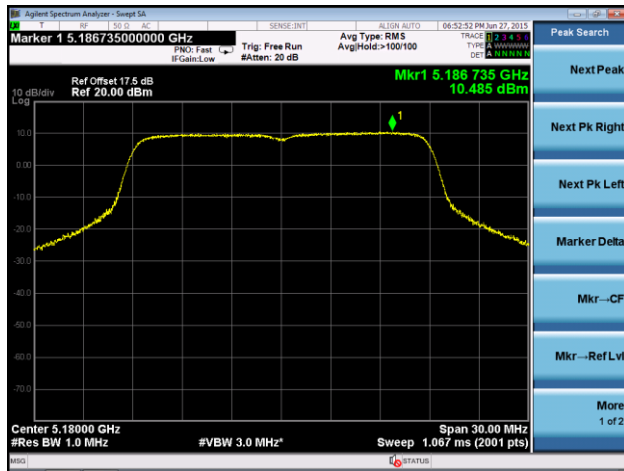


### Channel 165 (5825MHz)

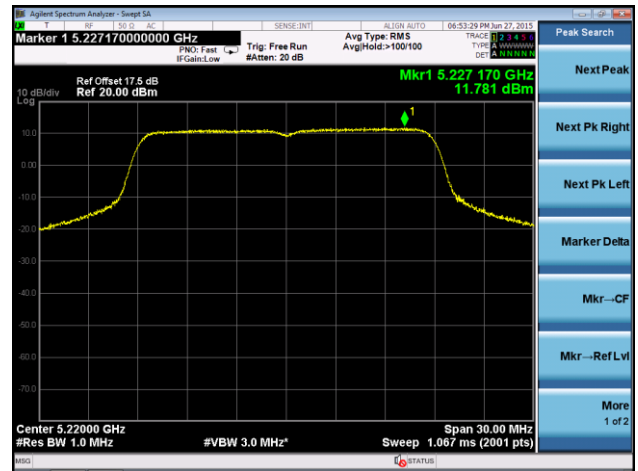


### 802.11n-HT20 Power Spectral Density - Ant 1

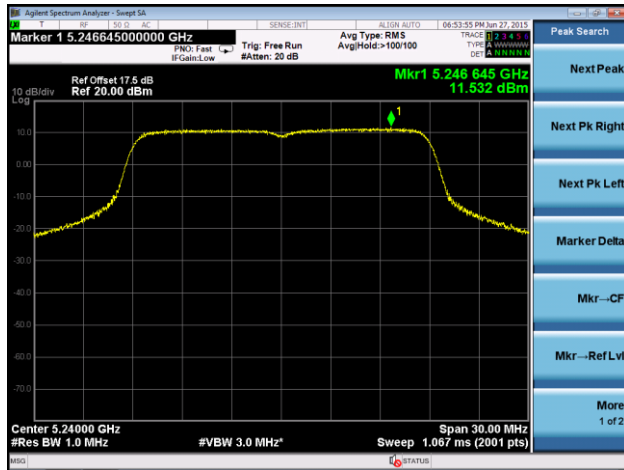
#### Channel 36 (5180MHz)



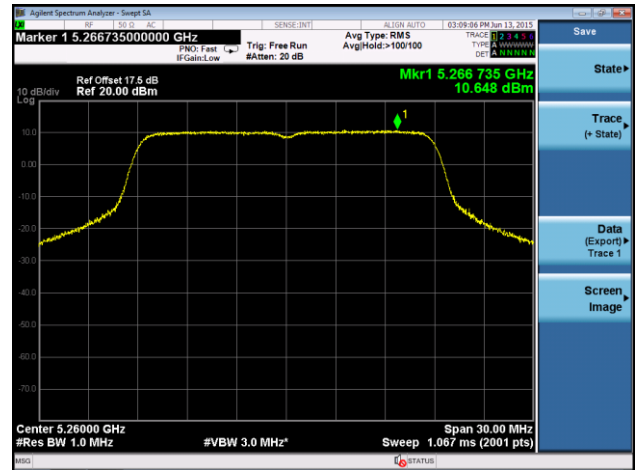
#### Channel 44 (5220MHz)



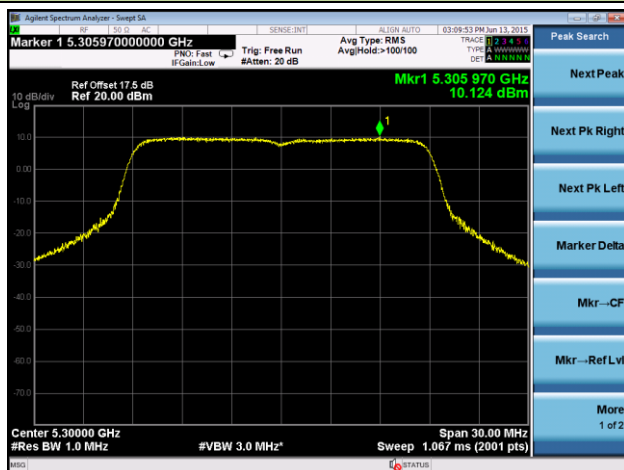
#### Channel 48 (5240MHz)



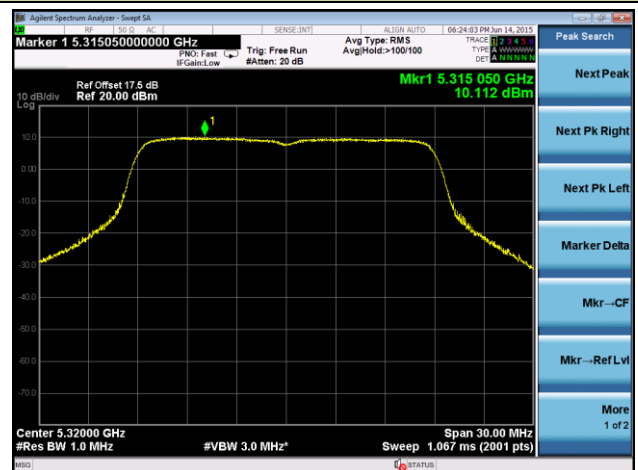
#### Channel 52 (5260MHz)

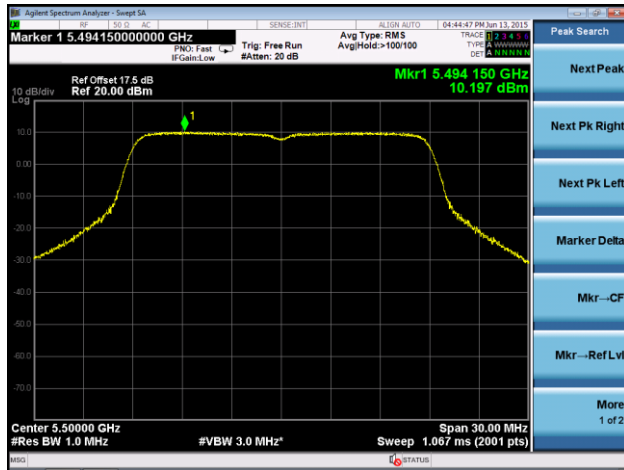
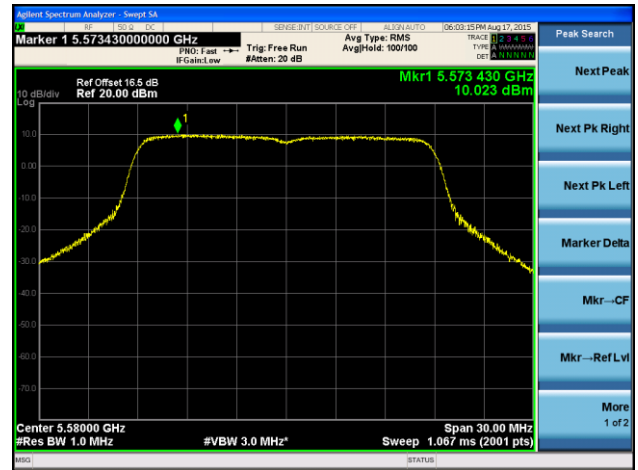
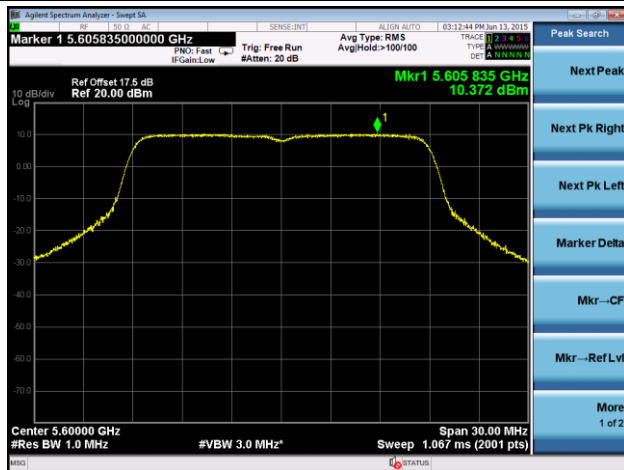
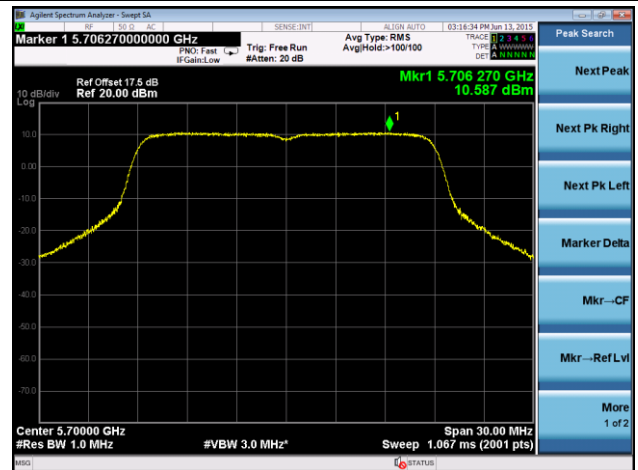
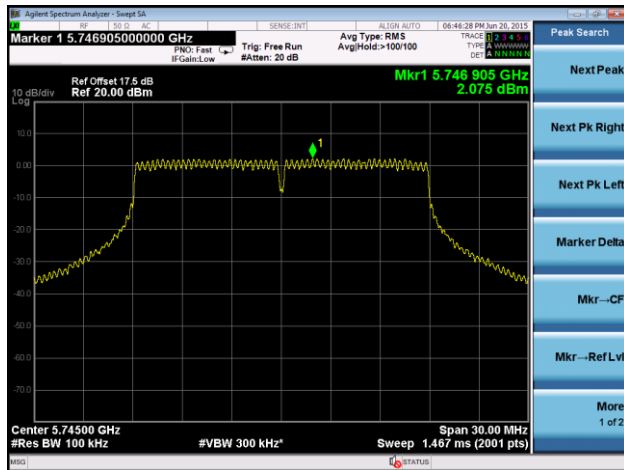
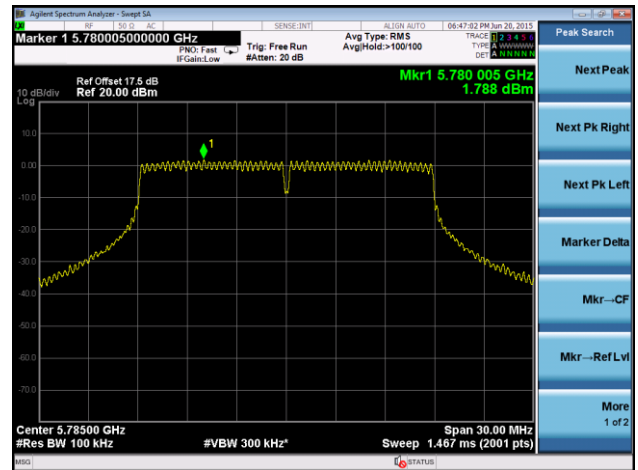


#### Channel 60 (5300MHz)

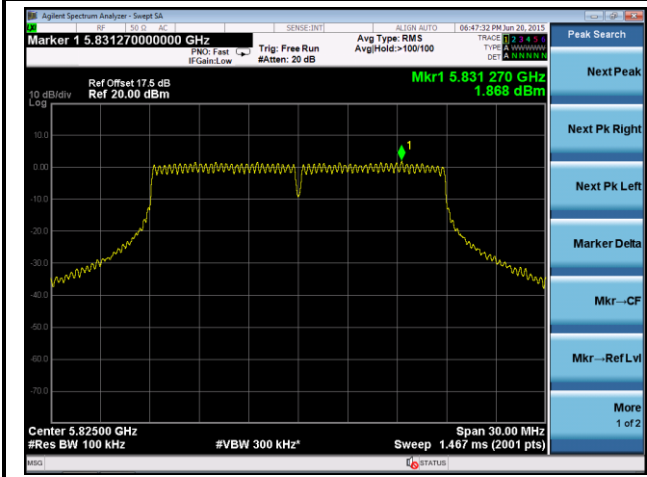


#### Channel 64 (5320MHz)



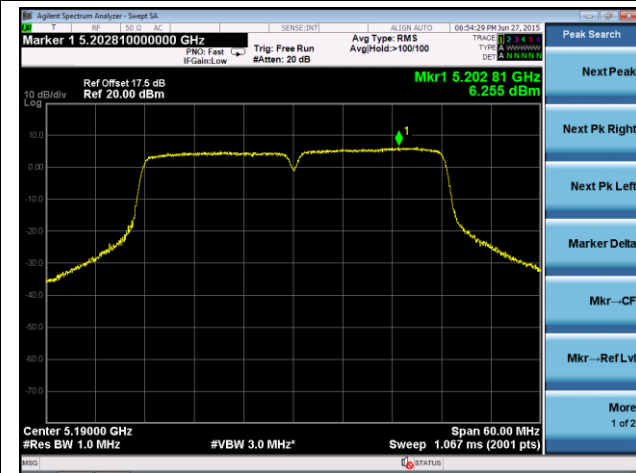
**Channel 100 (5500MHz)**

**Channel 118 (5580MHz)**

**Channel 120 (5600MHz)**

**Channel 140 (5700MHz)**

**Channel 149 (5745MHz)**

**Channel 157 (5785MHz)**


### Channel 165 (5825MHz)

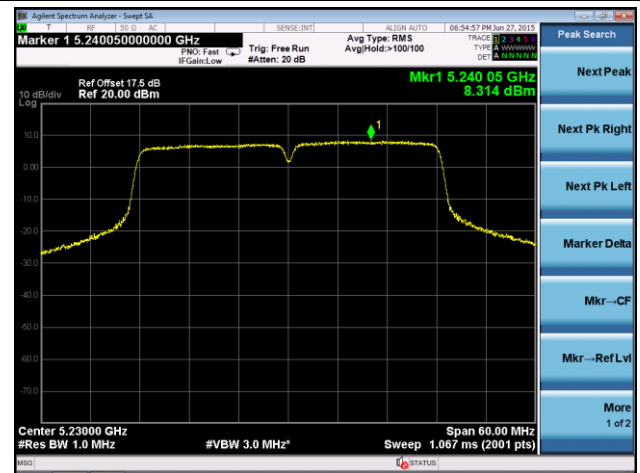


### 802.11n-HT40 Power Spectral Density - Ant 1

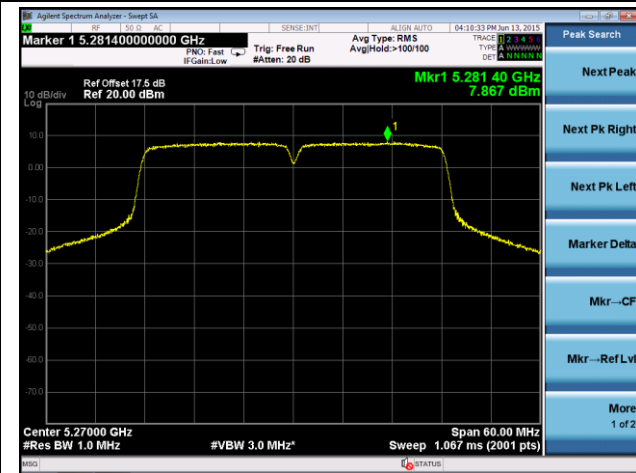
#### Channel 38 (5190MHz)



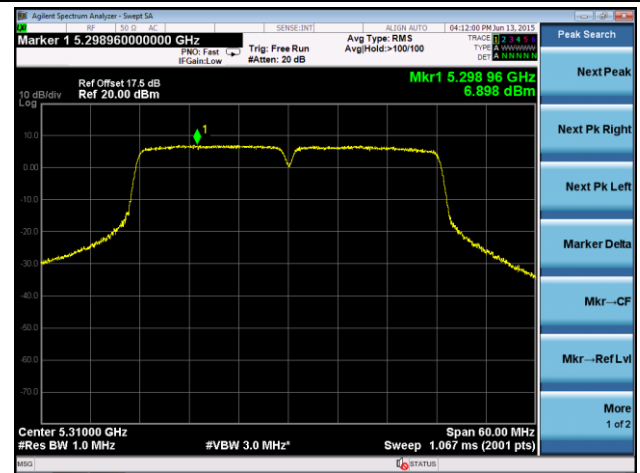
#### Channel 46 (5230MHz)



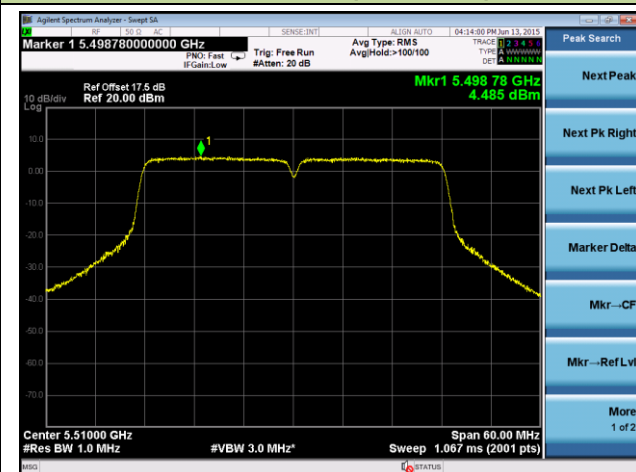
#### Channel 54 (5270MHz)



#### Channel 62 (5310MHz)



#### Channel 102 (5510MHz)



#### Channel 110 (5550MHz)

