

**Title 47 Code of Federal Regulations Test Report**  
Part 15.407 5GHz UNII-2a/c Band 46b/c DFS, 1C  
FCC ID: 2AD8UFW2RMBOM1

**Global Product Compliance Laboratory**  
Report No.: TR2019-0105 FCC2-15E DFS  
MBO LAA



Bell Labs

Global Product Compliance Laboratory  
600-700 Mountain Avenue  
Room 5B-108  
Murray Hill, New Jersey 07974-0636 USA



# Title 47 Code of Federal Regulations Test Report

**Regulation:**

FCC CFR 47 Part 15 Subpart E, Section 15.407

**Client:**

Nokia Solutions and Networks Oy

**Product Evaluated:**

Nokia Flexi Zone Multiband Outdoor Micro Base Station (MBO)  
FW2RMOM1 LAA RF Module Operating in Band 46B/C UNII-2 (DFS)

**GPCL Report Number:**

TR2019-0105 FCC2-15E DFS

**Date Issued:**

October 31, 2019

This report shall not be reproduced, in whole or in part without the approval of Nokia Global Product Compliance Laboratory. This report must not be used by the recipient to claim product endorsement by NVLAP or any other agency of the U.S. Government.

## Table of Contents

<b>Table of Contents</b> .....	<b>2</b>
<b>1 ATTESTATION OF TEST RESULTS</b> .....	<b>4</b>
<b>2 SUMMARY OF THE TEST RESULTS</b> .....	<b>5</b>
<b>3 GENERAL INFORMATION</b> .....	<b>6</b>
3.1 Product Descriptions.....	6
3.2 Accessories .....	6
3.3 Antenna(s) .....	7
<b>4 DFS REQUIREMENTS</b> .....	<b>8</b>
4.1 Regulatory Requirements .....	8
4.2 DFS Band Carrier Frequencies .....	9
4.3 DFS Technical Requirements .....	9
4.4 DFS Detection Thresholds .....	11
4.5 Radar Test Waveforms .....	11
<b>5 REQUIRED MEASUREMENTS AND RESULTS</b> .....	<b>15</b>
5.1 Test Configurations and Setup .....	15
5.2 Test Channels and Method .....	15
5.3 Radar Waveform Verification .....	16
5.4 DFS Conformance Evaluation .....	24
<b>6 PHOTOGRAPHS OF EUT SETUP</b> .....	<b>60</b>
<b>7 LIST OF TEST EQUIPMENT</b> .....	<b>60</b>
<b>8 TEST FACILITIES</b> .....	<b>61</b>
<b>9 REFERENCES</b> .....	<b>61</b>

Date	Revision	Section	Change
10/31/2019	0		Initial Release

*Nokia Global Product Compliance Laboratories is accredited by the National Voluntary Laboratory Accreditation Program (NVLAP®) for specific services, listed on the Scope of Accreditation, for: Electromagnetic Compatibility and Telecommunications. This laboratory is accredited in accordance with the recognized International Standard ISO/IEC 17025:2005. This accreditation demonstrates technical competence for a defined scope and the operation of a laboratory quality management system (refer to joint ISO-ILAC-IAF Communiqué dated January 2009). NVLAP LAB CODE: 100275-0.*

*Nokia Global Product Compliance Laboratory represents to the client that the laboratory's accreditation or any of its calibration or test reports in no way constitutes or implies product certification, approval, or endorsement by NVLAP, NIST, or any agency of the federal government.*

Prepared By:

Approved By:

Signed:  10/31/2019  
 Qin Yu  
 Compliance Engineer  
 q.yu@nokia-bell-labs.com

Signed:  10/31/2019  
 Raymond Johnson  
 Technical Manager  
 NVLAP Signatory  
 ray.johnson@nokia-bell-labs.com

Reviewed By:

Signed:  10/31/2019  
 Steve Gordon  
 Compliance Engineer  
 NVLAP Signatory  
 Steve.gordon@nokia-bell-labs.com

## 1 ATTESTATION OF TEST RESULTS

<b>Equipment Under Test (EUT):</b>	Nokia Flexi Zone Multiband Outdoor Micro Base Station (MBO) LAA RF Module FW2RMOM1
<b>FCC ID:</b>	2AD8UFW2RMBOM1
<b>Serial Number(s)</b>	EB191111297
<b>Hardware Version:</b>	474947A
<b>Software Version:</b>	FLF19
<b>Frequency Band:</b>	E-UTRAN Band 46b/c: 5250-5350 MHz (UNII-2a); 5470-5725 MHz (UNII-2c)
<b>Type of Equipment:</b>	Intentional Transceiver
<b>GPCL File Numbers:</b>	2019-0105
<b>Applicant &amp; Manufacturer:</b>	Nokia Solutions and Networks, OY 2000 W. Lucent Lane Naperville, IL 60563 USA
<b>Model Name/Part No:</b>	FW2RMBOM1/088774A.X22
<b>Test Requirement(s):</b>	47 CFR FCC Part 15 Subpart E, Section 15.407 (DFS)
<b>Test Procedures/Methods:</b>	FCC KDB 905462 D02 v02, April 8, 2016 FCC-ISED-CE Dynamic Frequency Selection
<b>Operation Mode</b>	Master Device
<b>Date Tested</b>	September/October 2019
<b>Type of Application</b>	C2PC
<b>Test Laboratory</b>	Nokia Global Product Compliance Laboratory 600-700 Mountain Avenue Murray Hill, New Jersey 07974-0636 USA FCC Registration No/Designation No: 896745/US5302
<b>Test Engineers</b>	S. Gordon and J. Yadav
<b>Test Results:</b> The MBO LAA with FA2WA Antenna, as tested met the above listed requirements. Report copies and other information not contained in this report are held by either the product engineer or in an identified file at the Global Product Compliance Laboratory in New Providence, NJ.	

The above product has been evaluated and found to be in compliance with the Rules and Regulations set forth in the above standards.

### FCC Section 2.911(e) Certification of Technical Test Data

The technical test data presented in this report are accurate.

## 2 SUMMARY OF THE TEST RESULTS

<b>Applied Standards: 47 CFR FCC Part Subpart E Section 15.407 B46B/C (UNII-2) (DFS) KDB 905462 D02</b>				
<b>Section</b>	<b>FCC Rules</b>	<b>Description of Tests</b>	<b>Test Condition</b>	<b>Results In Compliance</b>
5.3	15.407 (h)(2)	DFS Radar Detection Threshold	Radiated	Yes
5.4.1	15.407 (h)(2)	U-NII Detection Bandwidth		Yes
5.4.2	15.407 (h)(2)(ii)	Channel Availability Check Time		Yes
5.4.3	15.407 (h)(2)(iii)	In Service Monitoring		Yes
		Channel Move Time		
		Channel Closing Time		
		Non-Occupancy Period		
5.4.4		Statistical Performance Check	Yes	

### 3 GENERAL INFORMATION

#### 3.1 Product Descriptions

Table 3.1.1 Product Specifications

Specification Items	Description
Product Type	LAA LTE RRH
Radio Type	Intentional Transceiver
Power Type	VAC: 90V to 264V
FCC Rules	15.407
Operation Mode	Master Device, Point to Multipoint
Communication Mode	Framed Based System
Modulation	OFDM (QPSK, 16QAM, 64QAM, 256QAM)
Radio Access Technology	LAA LTE
Duplex Mode	TDD
Frequency Range	5250-5350 MHz (UNII-2a); 5470-5725 MHz (UNII-2c) E-UTRAN Band 46
Carrier Operating Frequency	5260-5320 MHz (UNII-2a); 5500-5720 MHz (UNII-2c)
Deployment Environment	Outdoor
(Aggregated) Bandwidth(s)	20 MHz
MIMO	2Tx, 2Rx
Max Rated Conducted RF Power at Antenna Port in UNII-2	FA2WA Antenna: 1x20MHz: 18dBm per port and 21dBm total
Max Rated EIRP Power in UNII-2	FA2WA Antenna: 1x20MHz: 27dBm
Min Conducted RF Power at Antenna Port	99mW total
Min EIRP Power in UNII-2	FA2WA Antenna: 25dBm
Time required for Power-on cycle	The time required for the power-on cycle is 57.835 seconds.
TPC Function	No
Software Version (Master)	FLF19
Hardware Version (Master)	474947A
Antennas	Refer to Section 3.3
Security of Parameters of Radar Waveforms	The information regarding the parameters of the detected Radar Waveforms is not available to the end user per KDB 905462 D02 Section 8.

#### 3.2 Accessories

A Nokia system module for MBO, which provides baseband signals, the baseband processing, control and timing to the radio, was used for all required conducted and radiated testing. The above accessory device is unmodified and is commercially available per FCC requirement given in 2.1033(b)(8).

### 3.3 Antenna(s)

#### 3.3.1 Description of Antennas

Currently, there are three available antennas of two types to be equipped for this LE-LAN (Licened-Exempt Local Area Network)/Unlicensed National Information Infrastructure (U-NII) MBO LAA RF Module operating in Band 46, no beamforming. The demonstration of meeting the FCC Section 15.203 and KDB 353028 D01 requirements on these antennas has been presented in previous filings, where it stated that unique (non-standard) antenna connectors were designed with the product and professional installation was used. There are provisions for special connectors to be used for any external antennas.

**Table 3.3.1 LE-LAN/UNII Antenna Data from Manufacturers in B46b/c UNII-2 Band\***

Ant No	Model Name	Antenna Type/ Size (mm)	Freq (MHz)	Tx/Rx Port	Max Avg Antenna Gain Over Two Ports (dBi)
1	FA2WA FZ 473461A	Directional 380(L) × 290(W) × 190(D)	5150 ~ 5925	Tx/Rx 1/2	6
2	FA2RA 473121A	Omni-Directional , 235(L) × 51(D)	5150 ~ 5850	Tx/Rx 1/2	7.0**

\*FA2RD 474881A antenna authorized for operating in B46d (UNII-3) band will not be avaiabel in B46b/c (UNII-2) band.

\*\*The maximum antenna gain of FA2RA is 7.0 dBi in B46b/c (UNII-2) due to additional feedline.


**Table 3.3.2 LE-LAN/UNII Antenna Tested for DFS**

Model Name	Antenna Type	Frequency (MHz)	Gain (dBi)
FA2WA	Directional	5150 ~ 5925	5.0~6.0

FA2WA has the lowest antenna gain and needs to be evaluated for its DFS performance.

#### 3.3.2 Antenna Configuration and Gain Verification

FA2WA is a directional multi-band panel style antenna operating in 5150-5925MHz band. It is enclosed in a plastic random and is mounted directly to the MBO module. See the photos below. The antenna gain has been verified by the antenna suppliers.



The minimum antenna gain of FA2WA measured by the antenna supplier is about 5.0 dBi in Band 46b/c.

## 4 DFS REQUIREMENTS

### 4.1 Regulatory Requirements

The tests in this report were performed in accordance with FCC CFR 47 Part 15 Subpart E and FCC KDB 905462 D02 *Compliance Measurement Procedures for Unlicensed-National Information Infrastructure Devices Operating in the 5250-5350 MHz and 5470-5725 MHz Bands Incorporating Dynamic Frequency Selection*.

KDB 905462 D02 Section 7.8 stated that the EUT must pass all tests successfully. If the EUT fails any one of the tests it is considered a compliance failure to the DFS requirements. To show compliance, all tests must be performed with waveforms randomly generated as specified with test results meeting the required percentage of successful detection criteria.

FCC Section 15.407(h)(2) specified the requirements for Dynamic Frequency Selection (DFS):

UNII devices operating in the 5.25–5.35 GHz and 5.47–5.725 GHz bands shall employ a DFS radar detection mechanism to detect the presence of radar systems and to avoid co-channel operation with radar systems. Operators shall only use equipment with a DFS mechanism that is turned on when operating in these bands. The device must sense for radar signals at 100 percent of its emission bandwidth. The minimum DFS detection threshold for devices with a maximum EIRP of 200 mW (23dBm) to 1 W (30dBm) is -64 dBm. For devices that operate with less than 200 mW (23dBm) EIRP the minimum detection threshold is -62 dBm. The detection threshold is the received power averaged over 1  $\mu$ s referenced to a 0 dBi antenna. For the initial channel setting, the manufacturers shall be permitted to provide for either random channel selection or manual channel selection.

- (i) Operational Modes. The DFS requirement applies to the following operational modes:
  - a. The requirement for channel availability check time applies in the master operational mode.
  - b. The requirement for channel move time applies in both the master and slave operational modes.

- (ii) Channel Availability Check Time.

A U-NII device shall check if there is a radar system already operating on the channel before it can initiate a transmission on a channel and when it has to move to a new channel. The U-NII device may start using the channel if no radar signal with a power level greater than the interference threshold values is detected within 60 seconds.

- (iii) Channel Move Time.

After a radar's presence is detected, all transmissions shall cease on the operating channel within 10 seconds. Transmissions during this period shall consist of normal traffic for a maximum of 200 ms after detection of the radar signal. In addition, intermittent management and control signals can be sent during the remaining time to facilitate vacating the operating channel.

- (iv) Non-Occupancy Period.

A channel that has been flagged as containing a radar system, either by a channel availability check or in-service monitoring, is subject to a non-occupancy period of at least 30 minutes. The non-occupancy period starts at the time when the radar system is detected.



## 4.2 DFS Band Carrier Frequencies

**Table 4.2.1 5GHz B46b/c (UNII-2) (5250-5350MHz, 5470-5725MHz) Frequency Channel Plan**

Bands	Channel No	Freq (MHz)	Channel Bandwidth	Freq Bands
UNII-2a (B46b)	52	5260	20 MHz	5250-5350
	56	5280		
	60	5300		
	64	5320		
UNII-2c (B46c)	100	5500	20 MHz	5470-5725
	104	5520		
	108	5540		
	112	5560		
	116	5580		
	120	5600		
	124	5620		
	128	5640		
	132	5660		
	136	5680		
	140	5700		
	144	5720		

## 4.3 DFS Technical Requirements

**Table 4.3.1 Applicability DFS Requirements Prior to Use of a Channel (KDB 905462 D02 Table 1)**

Requirement	Operational Mode		
	Master	Client (w/o Radar Detection)	Client (w Radar Detection)
Non-Occupancy Period	Y	Not Required	Yes
DFS Detection Threshold	Y	Not Required	Yes
Channel Availability Check Time	Y	Not Required	Not Required
U-NII Detection Bandwidth	Y	Not Required	Yes

**Table 4.3.2 Applicability DFS Requirements during Normal Operation (KDB 905462 D02 Table 2)**

Requirement	Operational Mode	
	Master or Client (w Radar Detection)	Client (w/o Radar Detection)
DFS Detection Threshold	Yes	Not Required
Channel Closing Transmission Time	Yes	Yes
Channel Move Time	Yes	Yes
U-NII Detection Bandwidth	Yes	Not

Additional requirements for devices with multiple bandwidth modes	Master or Client (w Radar Detection)	Client (w/o Radar Detection)
U-NII Detection Bandwidth and Statistical Performance Check	All BW modes must be tested	Not Required
Channel Move Time and Channel Closing Transmission Time	Test using the widest BW mode	Test using the widest BW mode available for the link

All other tests	Any single mode	Not Required
Note: Frequencies selected for statistical performance check (Section 7.8.4) should include several frequencies within the radar detection bandwidth and frequencies near the edge of the radar detection bandwidth. For 802.11 devices, it is suggested to select frequencies in each of the bonded 20 MHz channels and the channel center frequency.		

Operational Behavior	
<b>Master Devices</b>	a) The <i>Master Device</i> will use DFS in order to detect <i>Radar Waveforms</i> with received signal strength above the <i>DFS Detection Threshold</i> in the 5250 - 5350 MHz and 5470 - 5725 MHz bands. DFS is not required in the 5150 - 5250 MHz or 5725 - 5825 MHz bands. b) Before initiating a network on a <i>Channel</i> , the <i>Master Device</i> will perform a <i>Channel Availability Check</i> for a specified time duration ( <i>Channel Availability Check Time</i> ) to ensure that there is no radar system operating on the <i>Channel</i> , using DFS described under subsection a) above. c) The <i>Master Device</i> initiates a U-NII network by transmitting control signals that will enable other U-NII devices to <i>Associate</i> with the <i>Master Device</i> . d) During normal operation, the <i>Master Device</i> will monitor the <i>Channel (In-Service Monitoring)</i> to ensure that there is no radar system operating on the <i>Channel</i> , using DFS described under a). e) If the <i>Master Device</i> has detected a <i>Radar Waveform</i> during <i>In-Service Monitoring</i> as described under d), the <i>Operating Channel</i> of the U-NII network is no longer an <i>Available Channel</i> . The <i>Master Device</i> will instruct all associated <i>Client Device(s)</i> to stop transmitting on this <i>Channel</i> within the <i>Channel Move Time</i> . The transmissions during the <i>Channel Move Time</i> will be limited to the <i>Channel Closing Transmission Time</i> . f) Once the <i>Master Device</i> has detected a <i>Radar Waveform</i> it will not utilize the <i>Channel</i> for the duration of the <i>Non-Occupancy Period</i> . g) If the <i>Master Device</i> delegates the <i>In-Service Monitoring</i> to a <i>Client Device</i> , then the combination will be tested to the requirements described under d) through f) above.

**Table 4.3.3 DFS Response Requirements for Mater & Client Devices with DFS (KDB 905462 D02 Table 4)**

Parameter	Value
Non-Occupancy Period	Min 30 Minutes
Channel Availability Check Time	60 seconds
Channel Move Time	10 seconds (Note 1)
Channel Closing Transmission Time	200 ms + an aggregate of 60 ms over remaining 10s period (Notes 1&2)
Detection Bandwidth	Minimum 100% of the LE-LAN/UNII 99% transmission power bandwidth (Note 3)
<p><b>Note 1:</b> <i>Channel Move Time</i> and the <i>Channel Closing Transmission Time</i> should be performed with Radar Type 0. The measurement timing begins at the end of the Radar Type 0 burst.</p> <p><b>Note 2:</b> The <i>Channel Closing Transmission Time</i> is comprised of 200 milliseconds starting at the beginning of the <i>Channel Move Time</i> plus any additional intermittent control signals required to facilitate a <i>Channel</i> move (an aggregate of 60 milliseconds) during the remainder of the 10 second period. The aggregate duration of control signals will not count quiet periods in between transmissions.</p> <p><b>Note 3:</b> During the <i>U-NII Detection Bandwidth</i> detection test, Radar Type 0 should be used. For each frequency step the minimum percentage of detection is 90 percent. Measurements are performed with no data traffic.</p>	

## 4.4 DFS Detection Thresholds

**Table 4.4.1 DFS Detection Threshold for Master & Client Devices with Radar Detection  
 (KDB 905462 D02 Table 3)**

Maximum Transmit Power	Value (See Notes 1 and 2)
EIRP $\geq$ 200 mW (23dBm)	-64 dBm
EIRP < 200 mW (23dBm) & PSD < 10dBm/MHz	-62 dBm
Note 1: This is the power level at the input of the receiver averaged over 1 $\mu$ s referenced to 0 dBi receive antenna. Note 2: Throughout these test procedures an additional 1dB has been added to the amplitude of the test transmission waveforms to account for variations in measurement equipment. This will ensure that the test signal is at or above the detection threshold level to trigger a DFS response. Note 3: During the <i>U-NII Detection Bandwidth</i> detection test, Radar Type 0 should be used. For each frequency step the minimum percentage of detection is 90 percent. Measurements are performed with no data traffic.	

Interference Detection Threshold to be used is:

$$\text{Interference Detection Threshold Used} = -64 \text{ dBm} + 1 \text{ dB} = -63 \text{ dBm},$$

where the gain of receive antenna needs to be taken into account if not 0 dBi.

## 4.5 Radar Test Waveforms

KDB 905462 D02 Section 6 provides the parameters for 7 required test waveforms (see Tables below), minimum percentage of successful detections, and the minimum number of trials that must be used for determining DFS conformance. Step intervals of 0.1 microsecond for Pulse Width, 1 microsecond for PRI, 1 MHz for chirp width and 1 for the number of pulses will be utilized for the random determination of specific test waveforms.

### 4.5.1 Short Pulse Radar Test Waveforms

A minimum of 30 unique waveforms are required for each of the Short Pulse Radar Types 2 through 4. If more than 30 waveforms are used for Short Pulse Radar Types 2 through 4, then each additional waveform must also be unique and not repeated from the previous waveforms. If more than 30 waveforms are used for Short Pulse Radar Type 1, then each additional waveform is generated with Test B and must also be unique and not repeated from the previous waveforms in Tests A or B.

For example, if in Short Pulse Radar Type 1 Test B a PRI of 3066  $\mu$ sec is selected, the number of pulses would be

$$\text{Roundup} \left\{ \left( \frac{1}{360} \right) \cdot \left( \frac{19 \cdot 10^6}{3066} \right) \right\} = \text{Roundup}\{17.2\} = 18.$$

**Table 4.5.1 Short Pulse Radar Waveforms (KDB 905462 D02 Table 5)**

Radar Type	Pulse Width (μsec)	PRI (μsec)	Number of Pulses	Minimum Percentage of Successful Detection	Minimum Number of Trials
0	1	1428	18	See Note 1	See Note 1
1	1	Test A: 15 unique PRI values randomly selected from the list of 23 PRI values in Table 5a  Test B: 15 unique PRI values randomly selected within the range of 518-3066 μsec, with a minimum increment of 1 μsec, excluding PRI values selected in Test A	Roundup $\left\{ \left( \frac{1}{360} \right) \cdot \left( \frac{19 \cdot 10^6}{PRI_{\mu sec}} \right) \right\}$	60%	30
2	1-5	150-230	23-29	60%	30
3	6-10	200-500	16-18	60%	30
4	11-20	200-500	12-16	60%	30
Aggregate (Radar Types 1-4)				80%	120
Note 1: Short Pulse Radar Type 0 should be used for the detection bandwidth test, channel move time, and channel closing time tests.					

**Table 4.5.1a - Pulse Repetition Intervals Values for Test A (KDB 905462 D02 Table 5a)**

Pulse Repetition Frequency Number	Pulse Repetition Frequency (Pulses Per Second)	Pulse Repetition Interval (Microseconds)
1	1930.5	518
2	1858.7	538
3	1792.1	558
4	1730.1	578
5	1672.2	598
6	1618.1	618
7	1567.4	638
8	1519.8	658
9	1474.9	678
10	1432.7	698
11	1392.8	718
12	1355	738
13	1319.3	758
14	1285.3	778
15	1253.1	798
16	1222.5	818
17	1193.3	838
18	1165.6	858
19	1139	878
20	1113.6	898
21	1089.3	918
22	1066.1	938

23	326.2	3066
----	-------	------

The aggregate is the average of the percentage of successful detections of Short Pulse Radar Types 1-4. For example, the following table indicates how to compute the aggregate of percentage of successful detections.

Radar Type	Number of Trials	Number of Successful Detections	Minimum Percentage of Successful Detection
1	35	29	82.9%
2	30	18	60%
3	30	27	90%
4	50	44	88%
Aggregate $(82.9\% + 60\% + 90\% + 88\%)/4 = 80.2\%$			

#### 4.5.2 Long Pulse Radar Test Waveform

**Table 4.5.2. Long Pulse Radar Test Waveform (KDB 905462 D02 Table 6)**

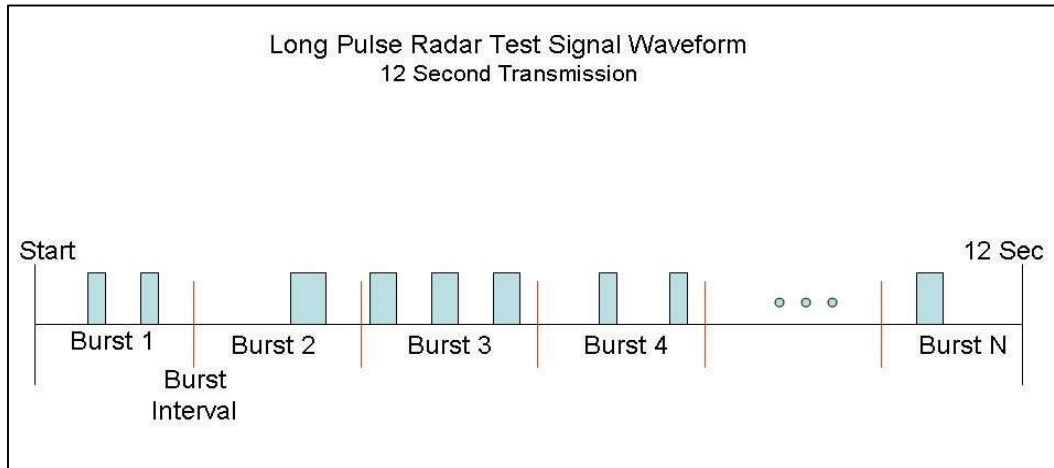
Radar Type	Pulse Width (μs)	Chirp Width (MHz)	PRI (ms)	No. of Pulses per Burst	No. of Bursts	Minimum % of Successful Detections	Min No. of Trials
5	50-100	5-20	1-2	1-3	8-20	80%	30

\*The parameters for this waveform are randomly chosen. Thirty unique waveforms are required for the Long Pulse Radar Type waveforms. If more than 30 waveforms are used, then each additional waveform must also be unique and not repeated from the previous waveforms.

Each waveform is defined as follows:

- 1) The transmission period for the Long Pulse Radar test signal is 12 seconds.
- 2) There are a total of 8 to 20 *Bursts* in the 12 second period, with the number of *Bursts* being randomly chosen. This number is *Burst Count*.
- 3) Each *Burst* consists of 1 to 3 pulses, with the number of pulses being randomly chosen. Each *Burst* within the 12 second sequence may have a different number of pulses.
- 4) The pulse width is between 50 and 100 microseconds, with the pulse width being randomly chosen. Each pulse within a *Burst* will have the same pulse width. Pulses in different *Bursts* may have different pulse widths.
- 5) Each pulse has a linear frequency modulated chirp between 5 and 20 MHz, with the chirp width being randomly chosen. Each pulse within a *transmission period* will have the same chirp width. The chirp is centered on the pulse. For example, with a radar frequency of 5300 MHz and a 20 MHz chirped signal, the chirp starts at 5290 MHz and ends at 5310 MHz.
- 6) If more than one pulse is present in a *Burst*, the time between the pulses will be between 1000 and 2000 microseconds, with the time being randomly chosen. If three pulses are present in a *Burst*, the random time interval between the first and second pulses is chosen independently of the random time interval between the second and third pulses.
- 7) The 12 second transmission period is divided into even intervals. The number of intervals is equal to *Burst Count*. Each interval is of length  $(12,000,000 / \textit{Burst Count})$  microseconds. Each interval contains one *Burst*. The start time for the *Burst*, relative to the beginning of the interval, is between 1 and  $[(12,000,000 / \textit{Burst Count}) - (\textit{Total Burst Length}) + (\textit{One Random PRI Interval})]$  microseconds, with the start time being randomly chosen. The step interval for the start time is 1 microsecond. The start time for each *Burst* is chosen randomly.

The Figure below provides a graphical representation of the Long Pulse Radar Test Waveform.



**Figure 4.5.1: Graphical Representation of a Long Pulse Radar Type Waveform (KDB 905462 D02 Figure 1)**

A representative example of a Long Pulse Radar Type waveform:

- 1) The total test waveform length is 12s.
- 2) Eight (8) *Bursts* are randomly generated for the *Burst Count*.
- 3) *Burst 1* has 2 randomly generated pulses.
- 4) The pulse width (for both pulses) is randomly selected to be 75 ms.
- 5) The PRI is randomly selected to be at 1213 ms.
- 6) *Bursts 2* through 8 are generated using steps 3 – 5.
- 7) Each *Burst* is contained in even intervals of 1,500,000 ms. The starting location for Pulse 1, *Burst 1* is randomly generated (1 to 1,500,000 minus the total *Burst 1* length + 1 random PRI interval) at the 325,001 ms step. *Bursts 2* through 8 randomly fall in successive 1,500,000 ms intervals (i.e. *Burst 2* falls in the 1,500,001 – 3,000,000 ms range).

### 4.5.3 Frequency Hopping Radar Test Waveform

**Table 4.5.3. Frequency Hopping Radar Test Waveform (KDB 905462 D02 Table 7)**

Radar Type	Pulse Width (µs)	PRI (µs)	Pulses per Hop	Hopping Rate (kHz)	Hopping Sequence Length	Minimum % of Successful Detections	Min No. of Trials
6	1	333	9	0.333	300	70%	30

For the Frequency Hopping Radar Type, the same Burst parameters are used for each waveform. The hopping sequence is different for each waveform and a 100-length segment is selected from the hopping sequence defined by the following algorithm:

The first frequency in a hopping sequence is selected randomly from the group of 475 integer frequencies from 5250 – 5724 MHz. Next, the frequency that was just chosen is removed from the group and a frequency is randomly selected from the remaining 474 frequencies in the group. This process continues

until all 475 frequencies are chosen for the set. For selection of a random frequency, the frequencies remaining within the group are always treated as equally likely.

## 5 REQUIRED MEASUREMENTS AND RESULTS

### 5.1 Test Configurations and Setup

The radiated measurement method was used. The setup diagram(s) of the test and measurement system are given below.

Master with injection at the Master

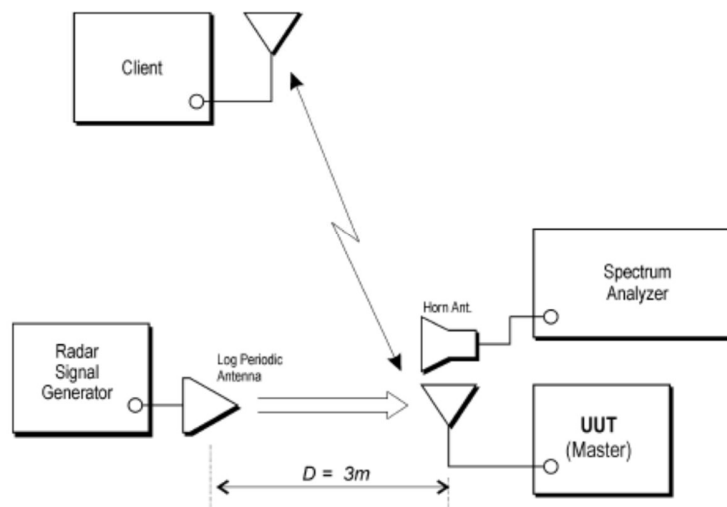


Figure 5.1.1 Setup Diagram of DFS Test with Radiated Method

### 5.2 Test Channels and Method

Per KDB 905462 D02 Section 7.8, one frequency needs to be chosen from the operating *Channels* of the EUT within the 5250-5350 MHz or 5470-5725 MHz bands. The radiated method was used.

Table 5.2.1 Frequency Channels and Radars Used for DFS Testing

Tests	Master (w Radar Detection)		Radar Type
	Channel/Freq (MHz)	Bandwidth	
Radar Waveform Calibration	100/5500	NA	Types 0- 6
U-NII Detection Bandwidth	100/5500	20	Type 0
Channel Availability Check (CAC) Time	100/5500	20	Type 0
Channel Move Time and Channel Closing Transmission Time	52/5260	20	Type 0
Non-Occupancy Period	100/5260	20	Type 0
Statistical Performance Check (For Radar Type 5, low and high channels were evaluated as well)	100/5500	20	Types 1- 6

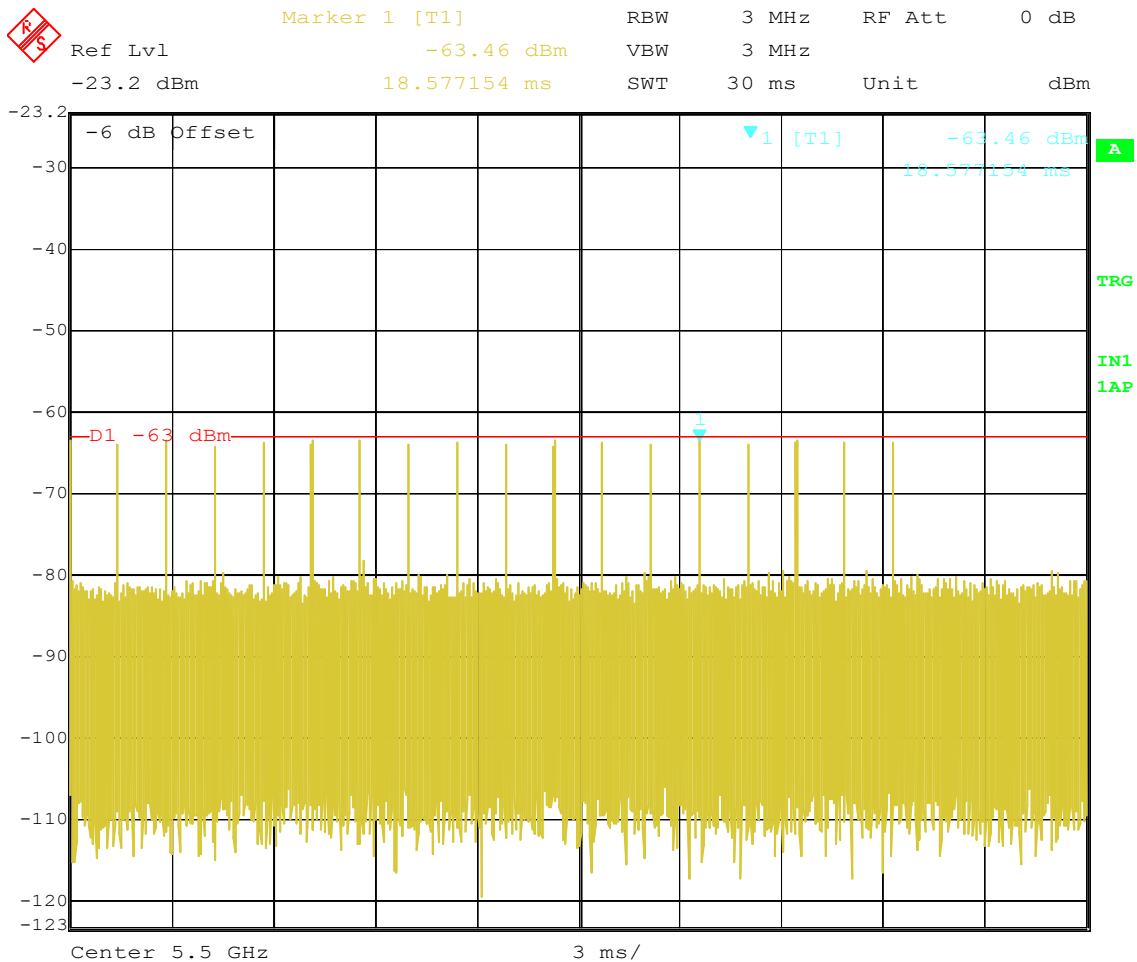
### 5.3 Radar Waveform Verification

The parameters for the required test waveforms are given in Section 4.5.

The radar waveforms Type 0-6 were verified by the radiated method with a spectrum analyzer with the 0 Hz span setting at the 5500MHz channel center frequency and were plotted below. The DFS Detection Threshold level -63dBm specified in Section 4.4 was verified as well and are shown in the plots where the receive antenna gain has been taken into consideration.

The block diagram of equipment setup is shown in Section 5.1, where the step intervals of 0.1 μs for pulse width, 1 μs for PRI (pulse repetition interval), 1MHz for chirp width and 1 for the number of pulses was utilized for the random determination for specific test waveform.

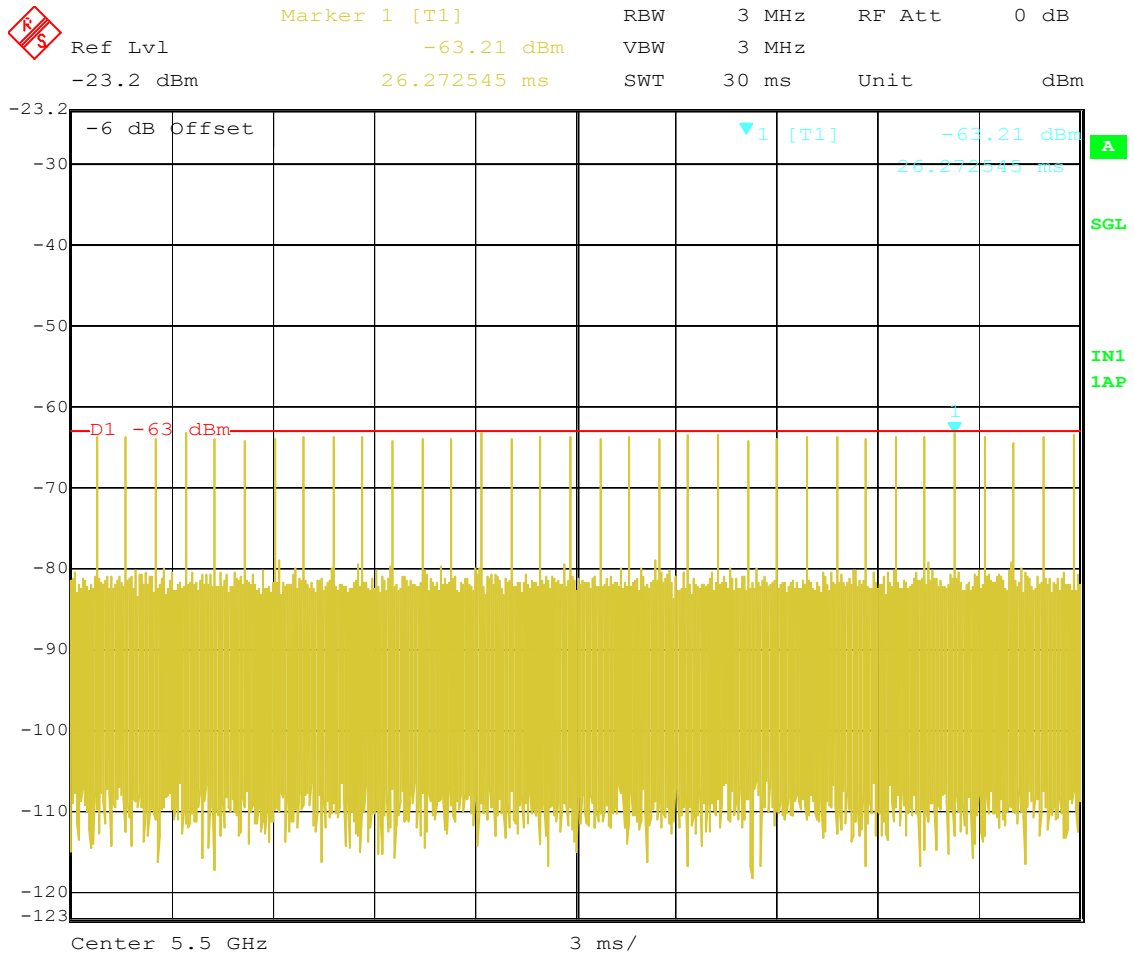
#### Short Pulse Radar Test Waveform Type 0



Title: RADAR WAVEFORM CALIBRATION; TEST ENGINEER:SEG  
 Comment A: SHORT PULSE RADAR TEST WAVEFORM: TYPE #0  
 Date: 11.OCT.2019 09:40:36

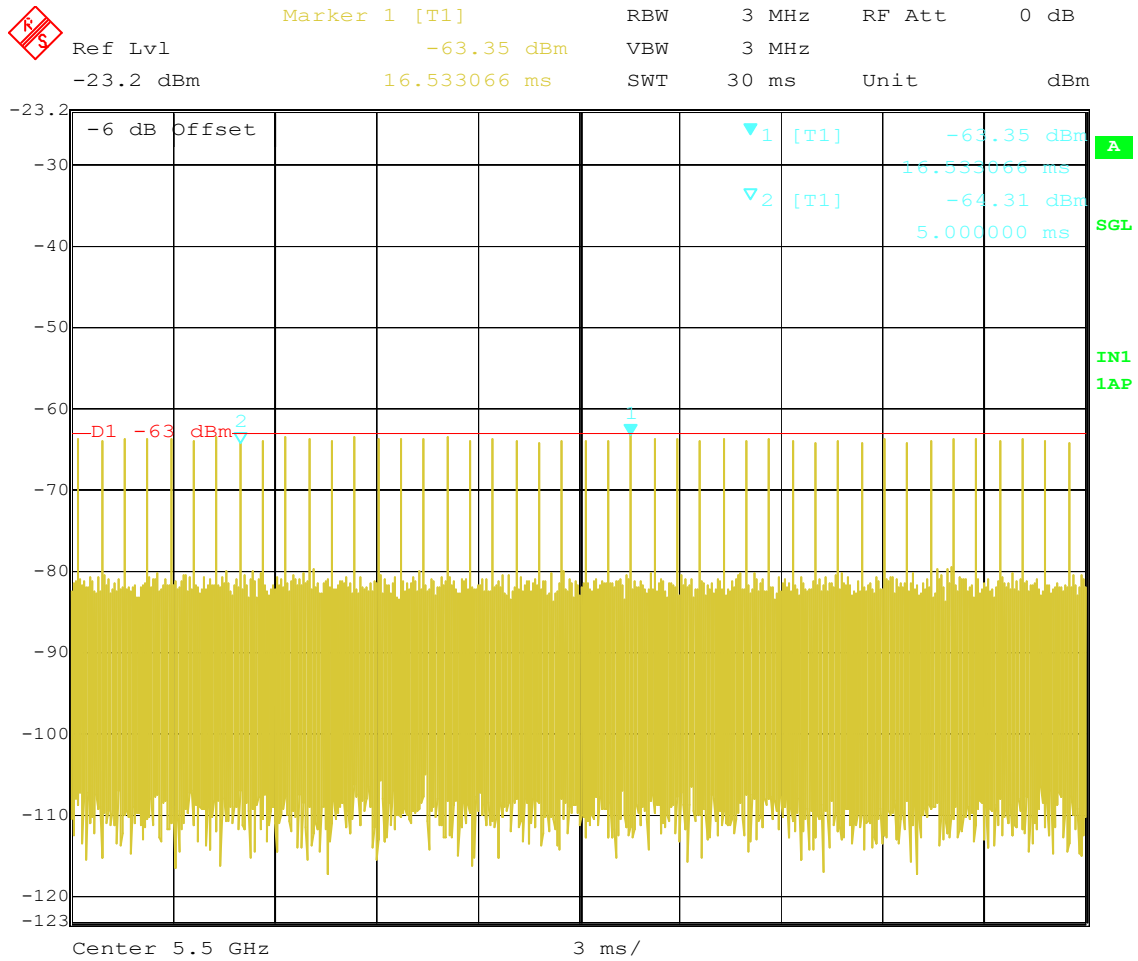


**Short Pulse Radar Test Waveform Type 1A**



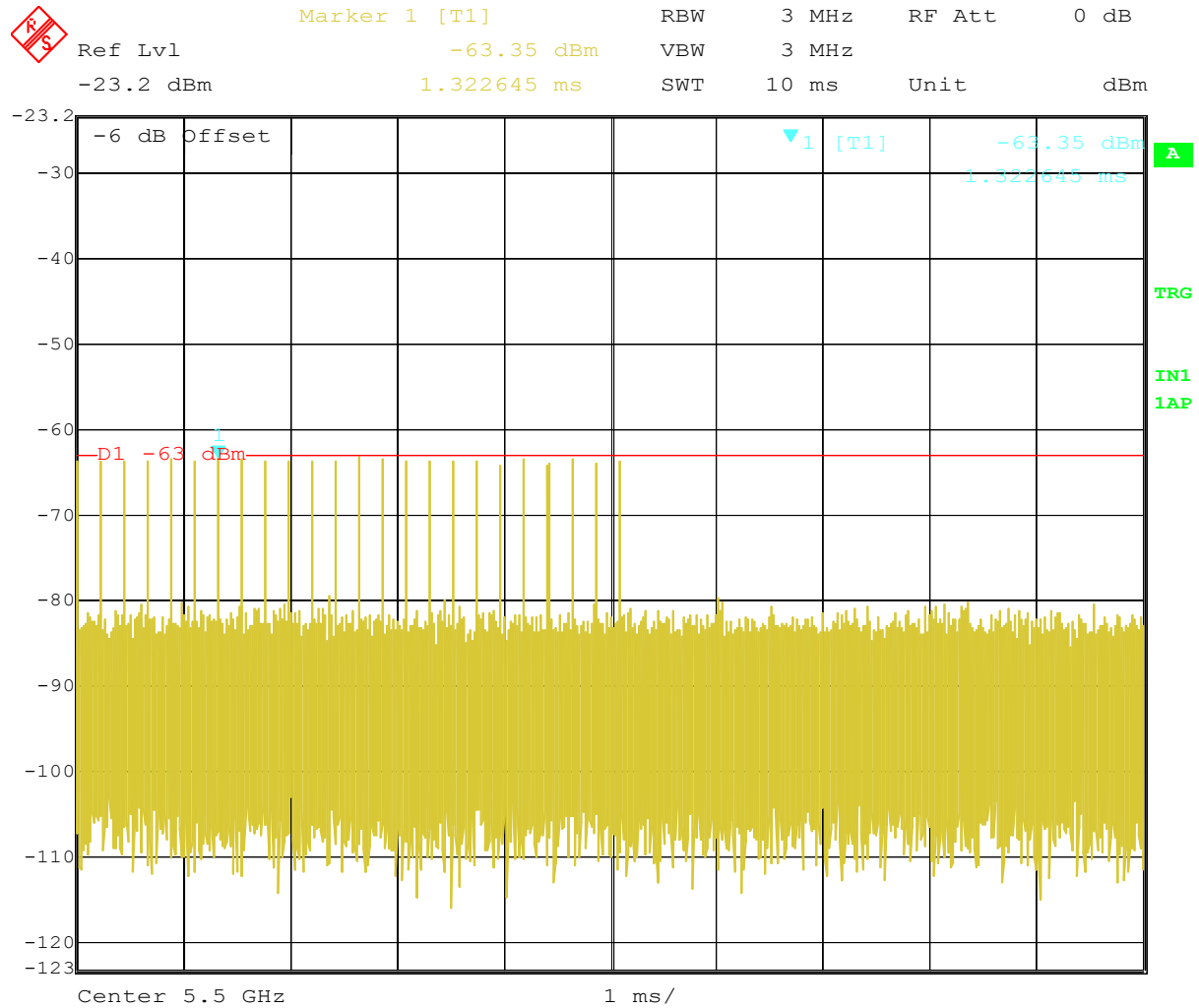
Title: RADAR WAVEFORM CALIBRATION; TEST ENGINEER:SEG  
 Comment A: SHORT PULSE RADAR TEST WAVEFORM: TYPE #1A  
 Date: 11.OCT.2019 09:36:50

**Short Pulse Radar Test Waveform Type 1B**



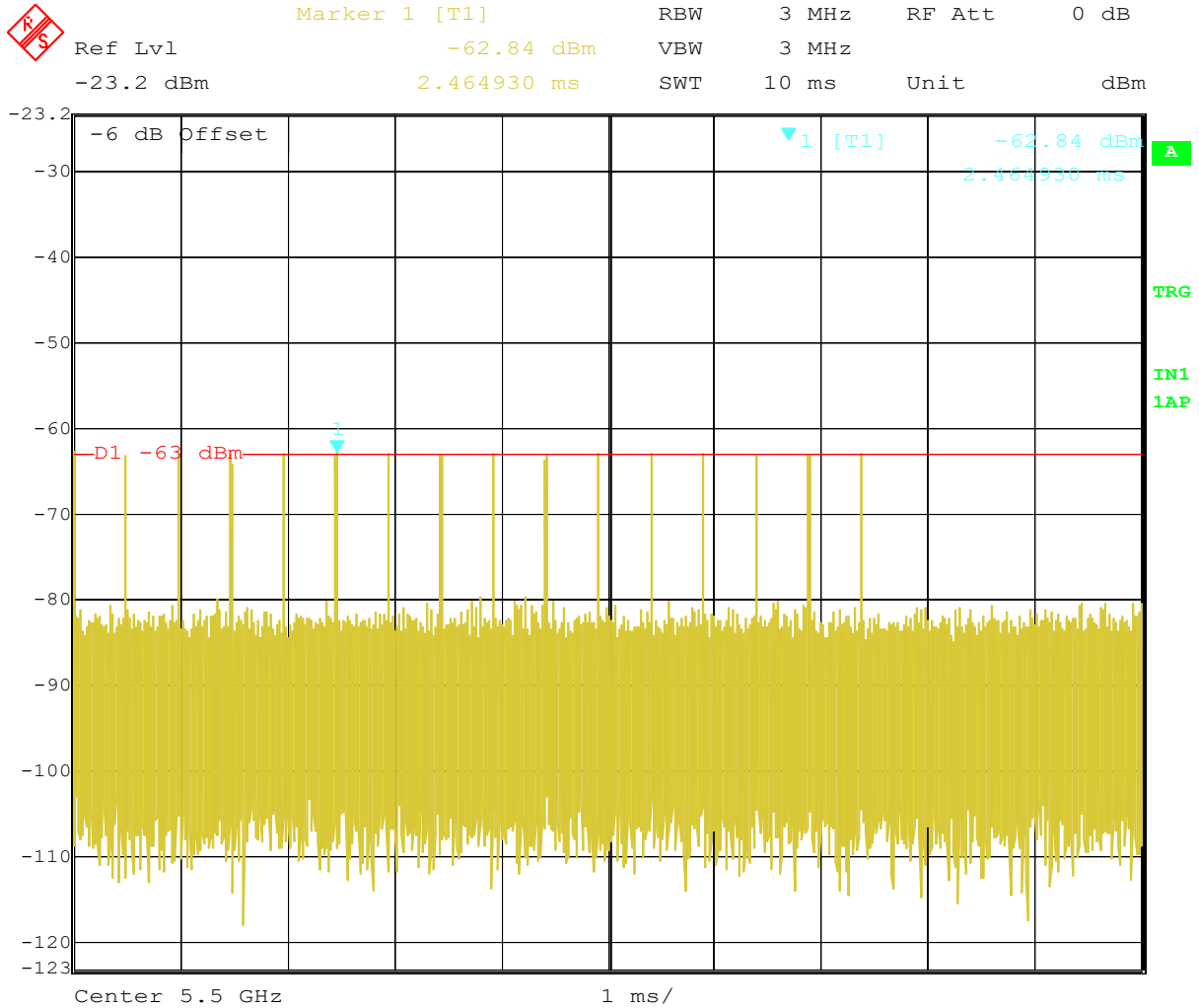
Title: RADAR WAVEFORM CALIBRATION; TEST ENGINEER:SEG  
 Comment A: SHORT PULSE RADAR TEST WAVEFORM: TYPE #1B  
 Date: 11.OCT.2019 09:12:29

**Short Pulse Radar Test Waveform Type 2**



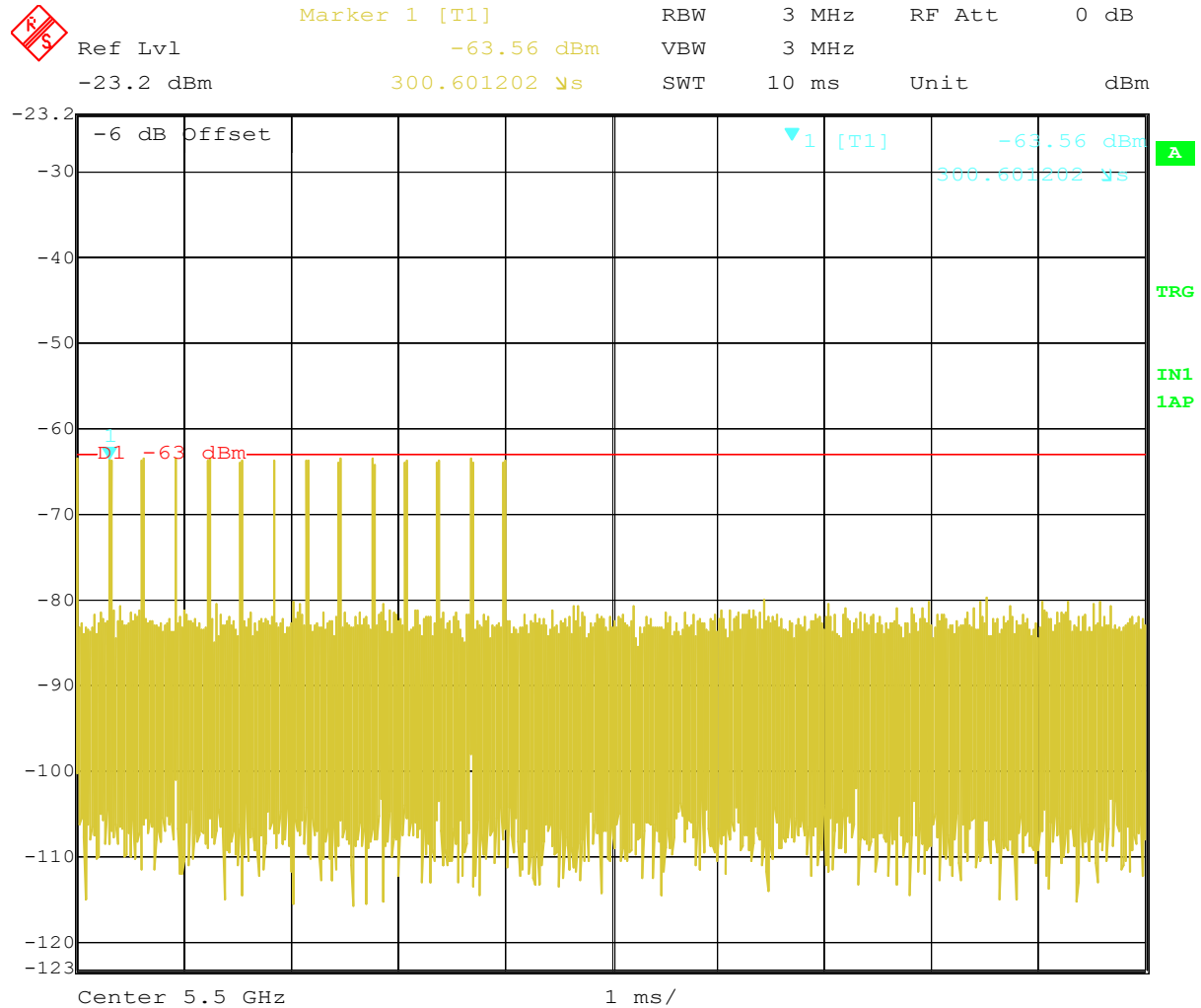
Title: RADAR WAVEFORM CALIBRATION; TEST ENGINEER:SEG  
 Comment A: SHORT PULSE RADAR TEST WAVEFORM: TYPE #2  
 Date: 11.OCT.2019 09:46:02

**Short Pulse Radar Test Waveform Type 3**



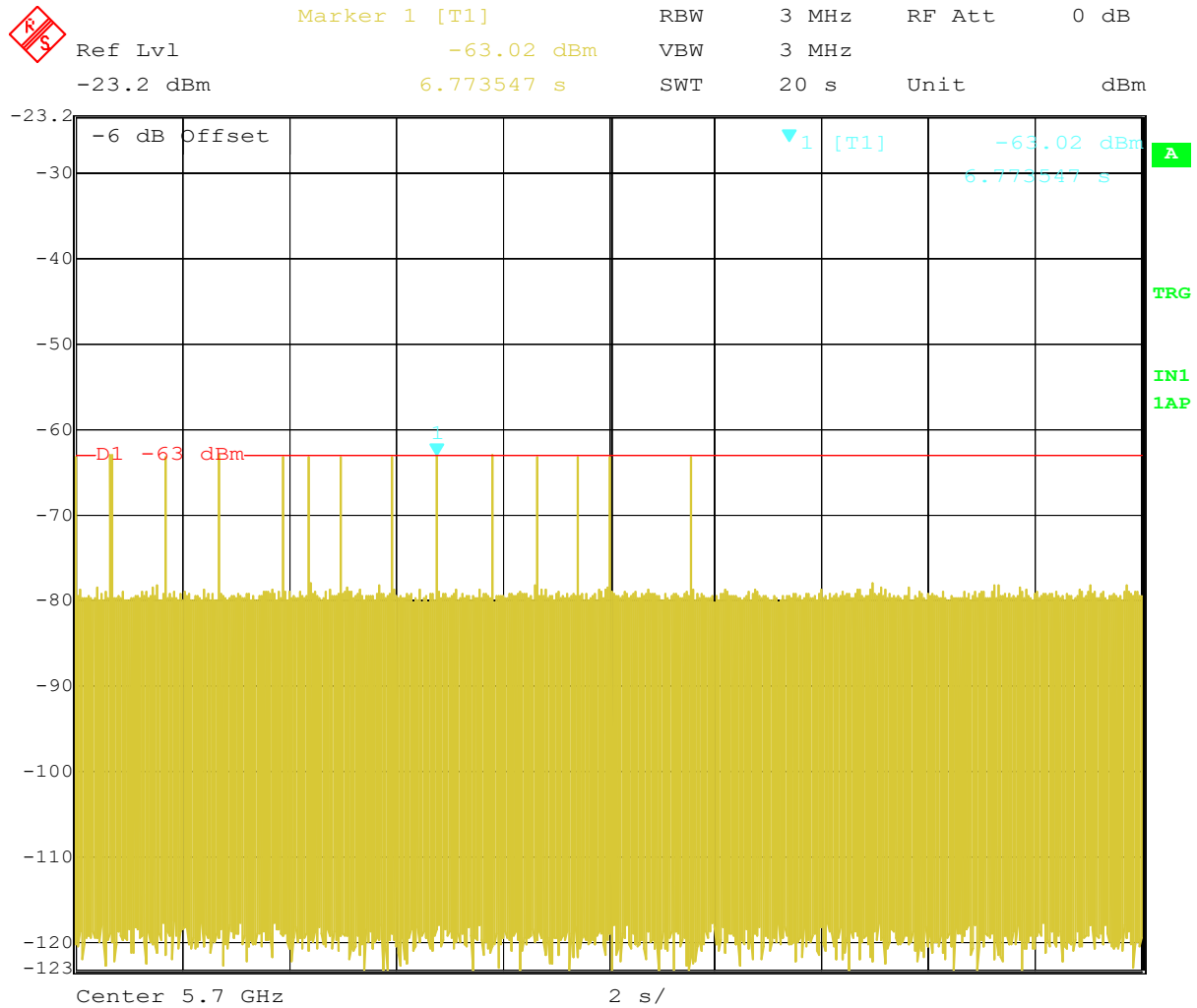
Title: RADAR WAVEFORM CALIBRATION; TEST ENGINEER:SEG  
 Comment A: SHORT PULSE RADAR TEST WAVEFORM: TYPE #3  
 Date: 11.OCT.2019 09:58:24

**Short Pulse Radar Test Waveform Type 4**



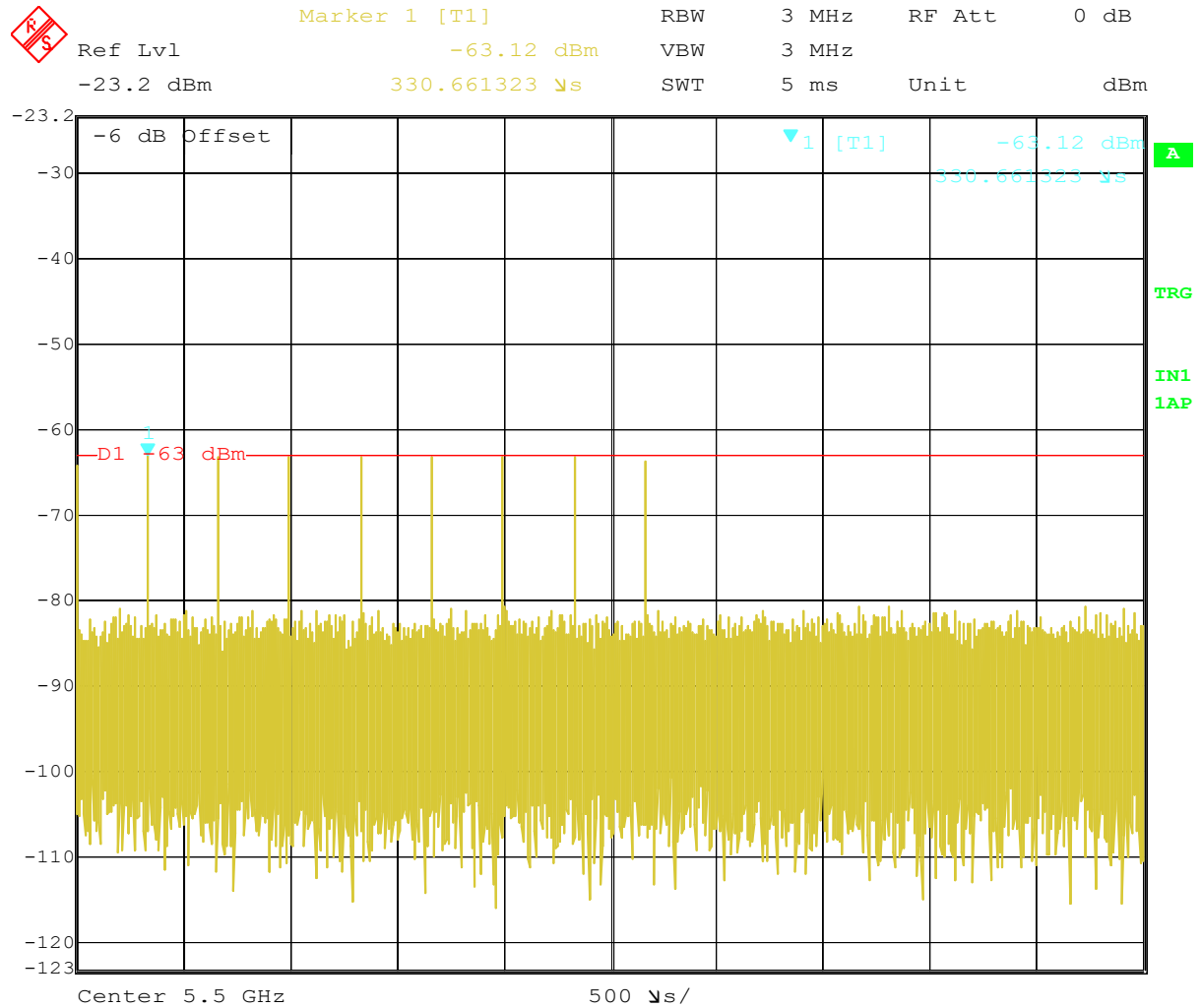
Title: RADAR WAVEFORM CALIBRATION; TEST ENGINEER: SEG  
 Comment A: SHORT PULSE RADAR TEST WAVEFORM: TYPE #4  
 Date: 21.OCT.2019 15:57:59

**Long Pulse Radar Test Waveform Type 5**



Title: RADAR WAVEFORM CALIBRATION; TEST ENGINEER:SEG  
 Comment A: SHORT PULSE RADAR TEST WAVEFORM: TYPE #5  
 Date: 11.OCT.2019 10:21:06

**Frequency Hopping Radar Test Waveform Type 6**



Title: RADAR WAVEFORM CALIBRATION; TEST ENGINEER:SEG  
 Comment A: SHORT PULSE RADAR TEST WAVEFORM: TYPE #6  
 Date: 11.OCT.2019 10:26:28

## 5.4 DFS Conformance Evaluation

The EUT has four statuses: Power-up Mode, Normal Mode, Channel Availability Check status and Radar detection events. Their performance requirements are provided in Table 4.3.3.

### 5.4.1 Detection Bandwidth

The purpose of this test is to subject the EUT to a Type 0 FCC radar pulse while moving the frequency of the radar signal through the channel to characterize the range of frequencies over which the EUT can detect the radar pulse. This is essential to ensure that the EUT is capable of detecting *Radar Waveforms* across the same frequency spectrum that contains the significant energy from the system. This test is performed on a single channel. All channel bandwidths have been evaluated by using Short Pulse Radar Type 0 per KDB 905462 D02 Section 5.1 and 7.1.

The testing procedures and setup used per KDB 905462, Section 7.8.1 are given below:

- Measure the 99% BW of the operating channel.
- Adjust the equipment to produce a single *Burst* at the center frequency of the EUT *Operating Channel* at the specified *DFS Detection Threshold* level.
- Generate a single radar *Burst* and repeat for a minimum of 10 trials. The EUT must detect the *Radar Waveform* within the DFS band using the specified *U-NII Detection Bandwidth* criterion shown in Table 4.3.3 (90%). In cases where the channel bandwidth may exceed past the DFS band edge on specific channels (i.e., 802.11ac or wideband frame based systems), select a channel that has the entire emission bandwidth within the DFS band. If this is not possible, test the detection BW to the DFS band edge.
- Starting at the center frequency of the EUT operating *Channel*, increase the radar frequency in 5 MHz steps, repeating the above test sequence, until the detection rate falls below the *U-NII Detection Bandwidth* criterion specified in Table 4.3.3. Repeat this measurement in 1MHz steps at frequencies 5 MHz below where the detection rate begins to fall. Record the highest frequency (denote as  $F_H$ ) at which detection is greater than or equal to the *U-NII Detection Bandwidth* criterion. Recording the detection rate at frequencies above  $F_H$  is not required to demonstrate compliance.
- Starting at the center frequency of the EUT operating *Channel*, decrease the radar frequency in 5 MHz steps, repeating the above test sequence, until the detection rate falls below the *U-NII Detection Bandwidth* criterion specified in Table 4.3.3 (90%). Repeat this measurement in 1MHz steps at frequencies 5 MHz above where the detection rate begins to fall. Record the lowest frequency (denote as  $F_L$ ) at which detection is greater than or equal to the *U-NII Detection Bandwidth* criterion. Recording the detection rate at frequencies below  $F_L$  is not required to demonstrate compliance.
- $U\text{-NII Detection Bandwidth} = F_H - F_L$ .
- In the case that the *U-NII Detection Bandwidth* is greater than or equal to the 99% power bandwidth for the measured  $F_H$  and  $F_L$ , the test can be truncated and the *U-NII Detection Bandwidth* can be reported as the measured  $F_H$  and  $F_L$ .

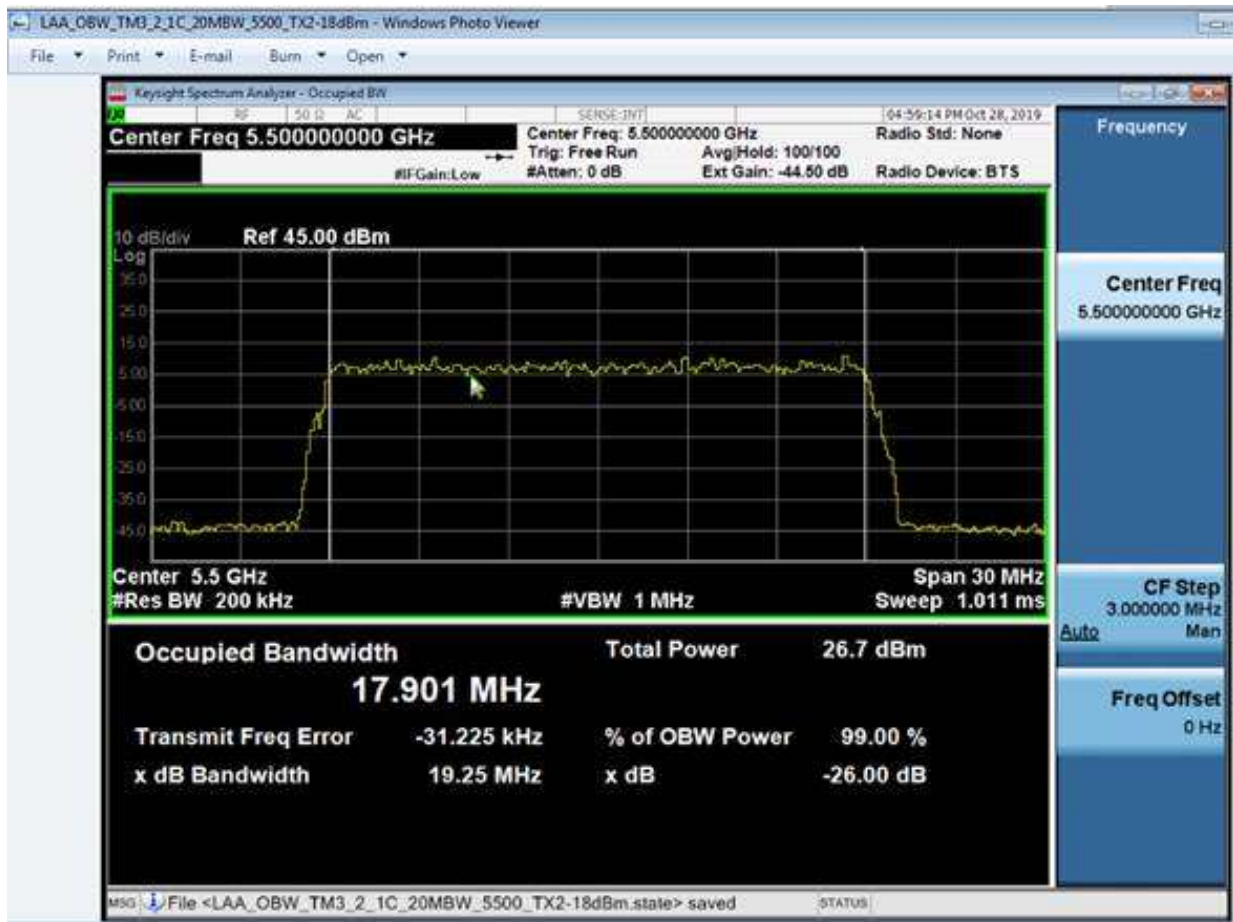
During the test, more than one detection could occur for each trial due to the fact that two sequential radar detection windows could pick up the same burst: one could detect the beginning of the burst and the other could detect the end of the same pulse. Therefore, multiple detections occurring during each trial are considered as one detection only.



**Table 5.4.1.1 Measurement Set Up for U-NII Detection Bandwidth**

<b>Burst</b>	Short Pulse Radar Waveform Type 0 and Repeat a min of 10 Trials
<b>EUT</b>	As a standalone Master or Client device with no associated Client or Master. No Traffic. Frame based systems will be set to a talk/listen ratio
<b>Requirement</b>	Minimum 100% of the LE-LAN/UNII 99% transmission power
<b>Criteria</b>	For each frequency step the minimum percentage of detection is 90 percent.

The test results were summarized below.



99% Bandwidth Measured with Peak/Maximum Hold at 18dBm per Port

**Table 5.4.1.2 99% Bandwidth Measured**

<b>Bands (GHz)</b>	<b>Bandwidth (MHz)</b>	<b>99% BW (MHz)</b>
UNII-2	1 x 20MHz	17.9

**Table 5.4.1.3 U-NII Detection Bandwidth Test Data (20 MHz)**

Radar Freq (MHz)	Number of Trials	Number of Detected	Detection (%)	Mark
5489	10	0	0	
5490	10	0	0	
5491	10	10	100	F <sub>L</sub>
5492	10	10	100	
5493	10	10	100	
5494	10	10	100	
5495	10	10	100	
<b>5500</b>	10	10	100	
5505	10	10	100	
5506	10	10	100	
5507	10	10	100	
5508	10	10	100	
5509	10	10	100	F <sub>H</sub>
5510	10	0	0	
5511	10	0	0	
$F_H - F_L$ (MHz) =				18

**Table 5.4.1.5 Measurement Result for U-NII Detection Bandwidth**

Channel Bandwidth	Waveform Name	Detection Bandwidth F <sub>H</sub> – F <sub>L</sub>	99% BW Measured	% of BW Detected	Min % of BW Required	Results
20 MHz	Short Pulse Radar Type 0	18 MHz	17.9	100 %	100%	PASS

The above Detection Bandwidth result met the *U-NII Detection Bandwidth* requirement.

### 5.4.2 Channel Availability Check Time

The EUT shall perform a Channel Availability Check (CAC) to ensure that there is no radar operating on the channel:

- A U-NII device shall check if there is a radar system already operating on the channel before it can initiate a transmission on a channel and when it has to move to a new channel.
- The U-NII device may start using the channel if no radar signal with a power level greater than the minimum detection threshold is detected within 60 seconds.

This evaluation includes Initial Channel Availability Check and Radar Burst at both the Beginning and Ending of the Channel Availability Check Time. The requirements are given in Table below.

**Table 5.4.2.1 Measurement Requirements for CAC**

Timing of Radar Burst	Display on Control Computer	SA Display
No Radar Triggered	EUT marks Channel as active	Transmission begins on channel at least 1 min after completion of the initial power-up cycle
Within 0-6 Seconds Window (Beginning of CAC)	EUT indicates radar detected; EUT does not display any radar parameter values	No transmission on channel.
Within 54 to 60 Seconds Window (End of CAC)	EUT indicates radar detected; EUT does not display any radar parameter values	No transmission on channel.

The CAC test only needs to be performed for one channel bandwidth.

#### 5.4.2.1 Power-On Time

The procedures used for measuring power-on time are as follows:

- Disable the MBO LAA module,
- Enable the MBO LAA module and start a system log at the same time  $T_0$ ,
- Log records the CAC starting time at  $T_1$ .
- Power-on cycle time =  $T_1 - T_0$

The power-on time of the EUT measured  $T_1 - T_0$  is 57.835 seconds.

#### 5.4.2.2 Initial Channel Availability Check Time

This test ensures that the EUT does not emit beacon, control, or data signals on the test channel until the power-up sequence has been completed and the U-NII device checks for Radar Waveforms for one minute on the test channel. This test does not use any Radar Waveforms and only needs to be performed one time.

The test procedures used are given below:

- The U-NII devices is powered on and be instructed to operate on an appropriate U-NII *DFS* channel.
- The spectrum analyzer is set to zero span mode with a 3 MHz RBW and 3 MHz VBW on the channel occupied by the radar ( $Ch_r$ ).

- The spectrum analyzer’s sweep is started at the same time power is applied to the U-NII device.
- Mark the time  $T_1$  on the plot as the time when the power-on cycle is completed.
- Mark the time  $T_2$  on the plot as the time when EUT starts to transmit.
- The EUT should not transmit any beacon or data transmissions until at least 1 minute after the completion of the power-on cycle, i.e,  $T_2 - T_1 \geq 60$  seconds.

Plot for Initial Channel Availability Check (20 MHz)

Channel: Ch 100 @ 5500MHz:

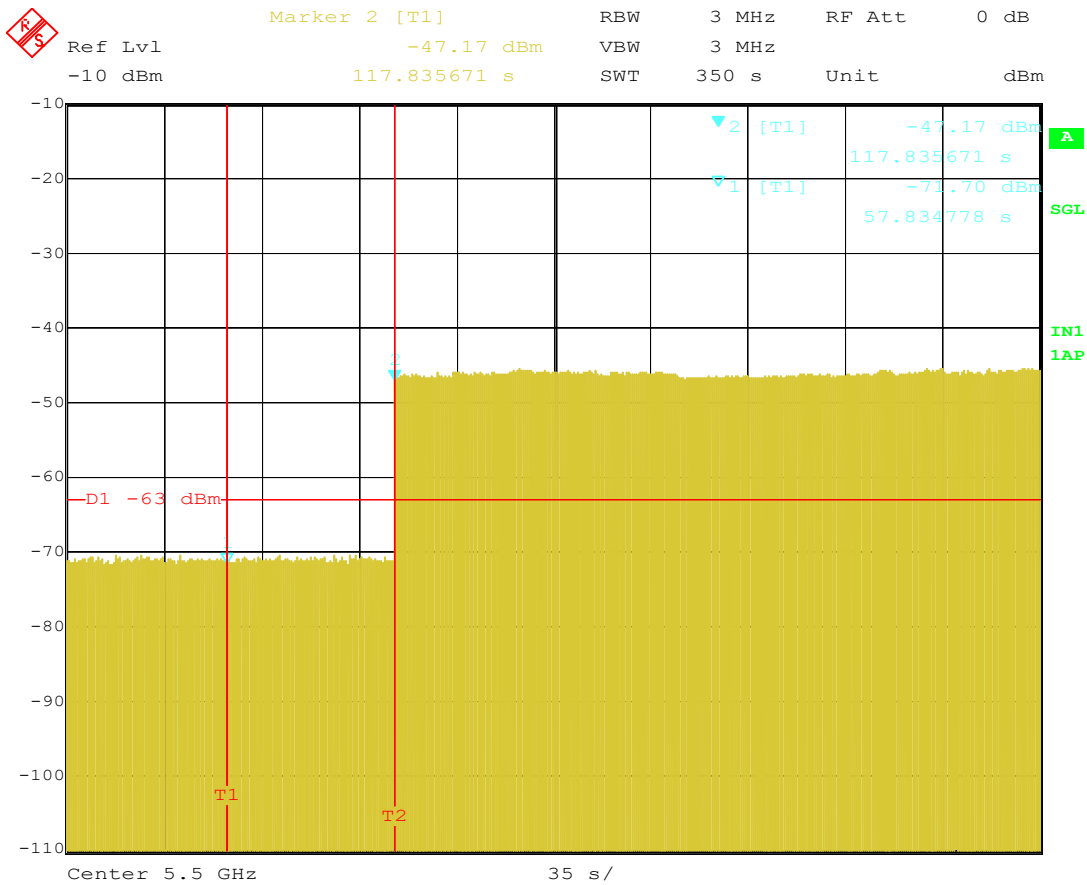
$T_1 = 57.8348$  seconds

$T_2 = 117.8357$  seconds

$T_2 - T_1 = 60.001$ seconds  $\geq 60$  seconds

The CAC time is 60.001 seconds

The EUT started to transmit the data more than 1 minute after the completion of the power-on cycle.



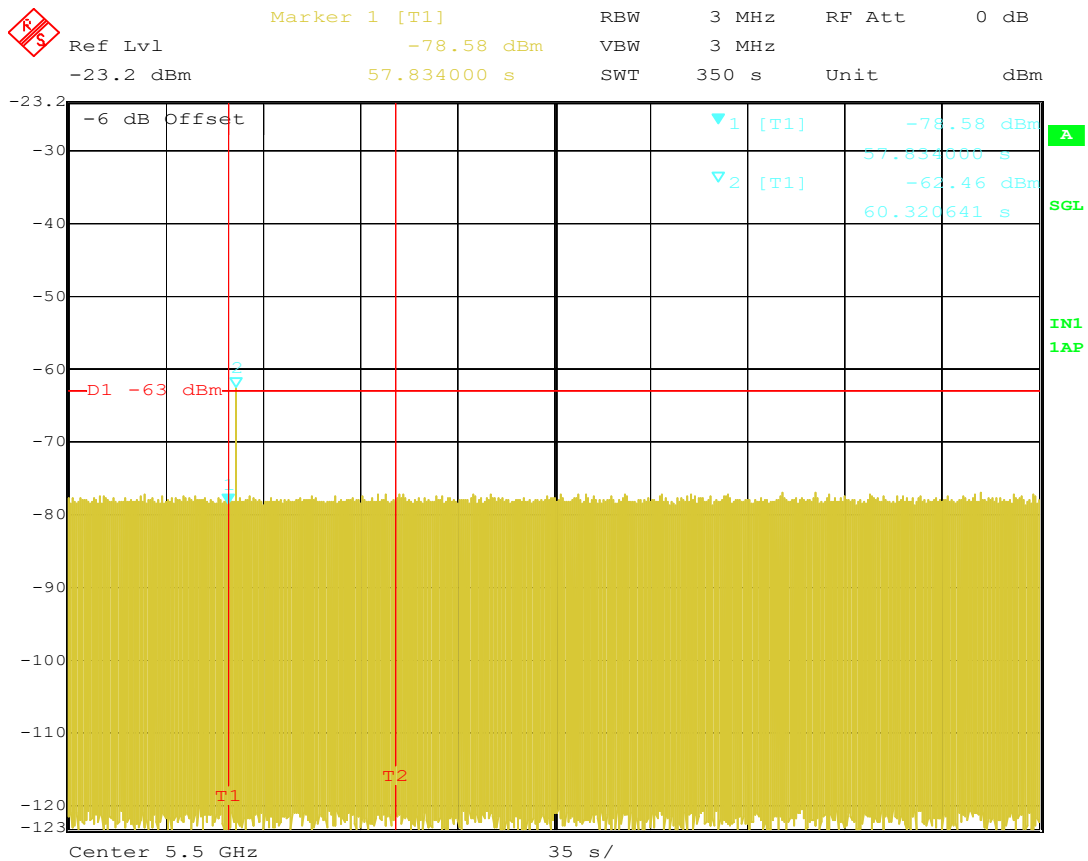
Title: INITIAL CHANNEL AVAILABILITY CHECK TIME; TEST ENGINEER:SEG  
 Comment A: CHANNEL: 100; 20 MHz BW; CENTER FREQUENCY: 5500  
 Date: 17.OCT.2019 14:09:58

5.4.2.3 Radar Burst at the Beginning of the Channel Availability Check Time

The steps below give the procedure to verify successful radar detection on the test channel during a period equal to the Channel Availability Check Time and avoidance of operation on that channel when a radar burst at the beginning of the Channel Availability Check Time:

- Connect the Radar Waveform generator and the EUT together with the EUT power off.
- Set the power level of the radar test signal.
- The EUT is powered on at  $T_0$  and completes its power-up sequence ( $T_{power\_up}$ ) at  $T_1$ .
- The Channel Availability Check Time commences on  $Ch_r$  at instant  $T_1$  and will end no sooner than  $T_1 + T_{ch\_avail\_check}$ .  $T_{ch\_avail\_check} \geq 60$  seconds.
- A single Burst of the Short Pulse Radar Type 0 will commence within a 6 second window starting at  $T_1$ .
- Visual indication or measured results on the EUT of successful detection of the radar Burst will be recorded and reported. Observation of  $Ch_r$  for EUT emissions will continue for 2.5 minutes after the radar Burst has been generated.
- Verify that during the 2.5minute (150 seconds) measurement window no EUT transmissions occurred on  $Ch_r$ . The CAC results will be recorded.

Plot of Radar Burst at the Beginning of the Channel Availability Check Time



Title: RADAR AT THE BEGINNING OF CAC TIME; TEST ENGINEER:SEG  
 Comment A: CHANNEL: 100; 20 MHz BW; CENTER FREQUENCY: 5500; TYPE #0  
 Date: 17.OCT.2019 14:41:16

Channel: Ch 100 @ 5500MHz:

$T_1 = 57.834$  seconds (power on)

$T_2 = 120.322$  seconds (CAC ends)

Marker 1 = 60.321 seconds (radar)

The plot below shows that the radar burst was commenced at 60.321 seconds which is 2.5 seconds after the power-on cycle or CAC starting time. Observation of  $Ch_r$  for EUT emissions continued for more than 150 seconds after the radar Burst has been generated. It has been verified that during the 2.5 minutes (150 seconds) measurement window no EUT transmissions occurred on  $Ch_r$ .

#### 5.4.2.4 Radar Burst at the End of the Channel Availability Check Time

The steps below define the procedure to verify successful radar detection on the test channel during a period equal to the Channel Availability Check Time and avoidance of operation on that channel when a radar burst at the end of the Channel Availability Check Time:

- Connect the Radar Waveform generator and EUT together with the EUT power off.
- Set the power level of radar test signal.
- The EUT is powered on at  $T_0$  and completes its power-up sequence ( $T_{power\_up}$ ) at  $T_1$ .
- The Channel Availability Check Time commences on  $Ch_r$  at instant  $T_1$  and will end no sooner than  $T_1 + T_{ch\_avail\_check}$ .  $T_{ch\_avail\_check} \geq 60$  seconds.
- A single Burst of the Short Pulse Radar Type 1 will commence within a 6 second window starting at  $T_1 + 54$  seconds.
- Visual indication or measured results on the EUT of successful detection of the radar Burst will be recorded and reported. Observation of  $Ch_r$  for EUT emissions will continue for 2.5 minutes after the radar Burst has been generated.
- Verify that during the 2.5 minutes measurement window no EUT transmissions occurred on  $Ch_r$ .
- The Channel Availability Check results will be recorded.

#### Plot of Radar Burst at the End of the Channel Availability Check Time

Channel: Ch 100 @ 5500MHz:

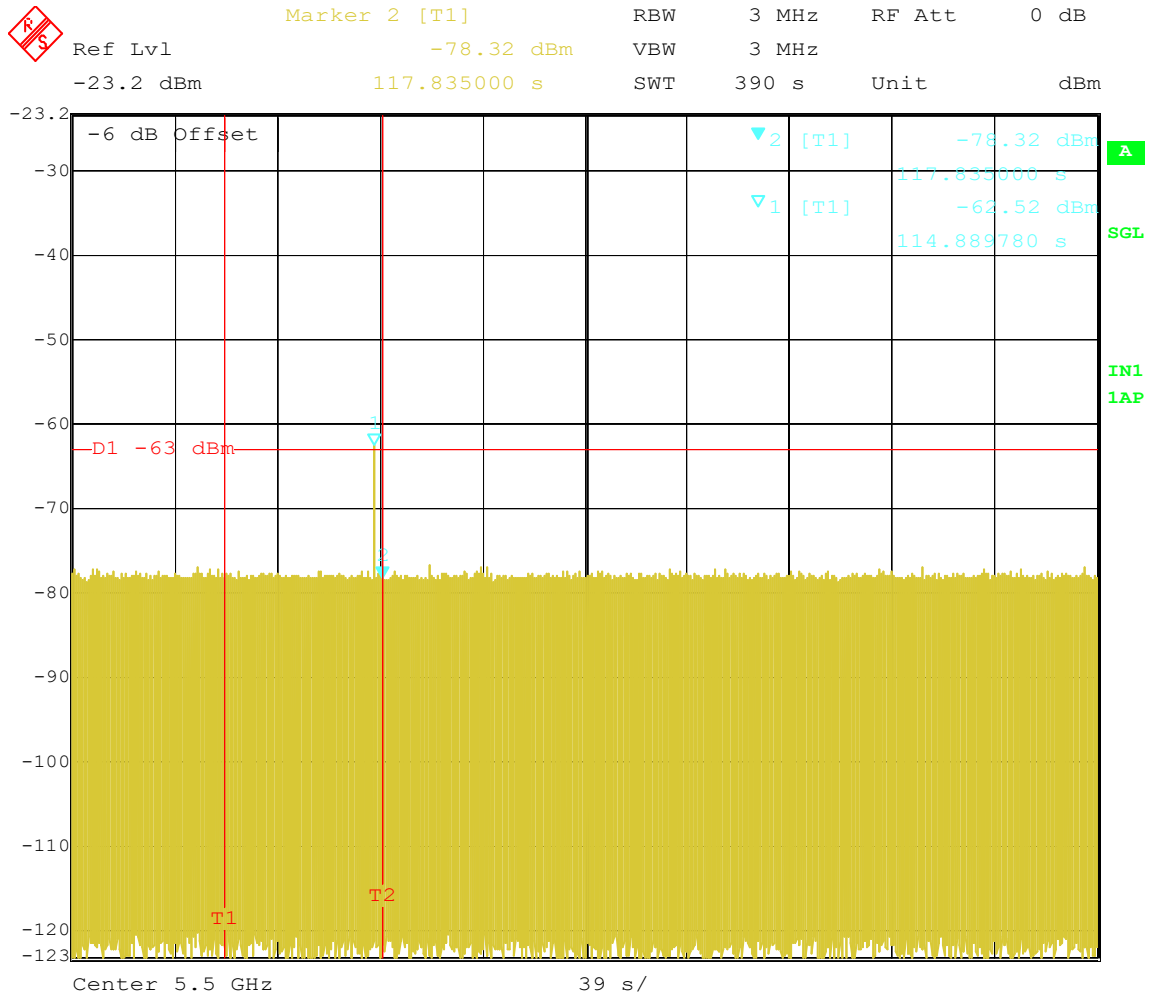
$T_1 = 57.8348$  seconds (power on)

$T_2 = 117.835$  seconds (CAC ends)

Marker 1 = 114.890 seconds (radar)

The plot below shows that the CAC started after power-up at  $T_1 = 57.8348$  seconds. The earliest time that CAC should end is  $T_1 + 60$  seconds = 117.835 seconds and the radar signal should be injected after  $T_1 + 54$  seconds = 111.835 seconds. Since  $T_{ch\_avail\_check} = 60.001$  seconds which is larger than 60 seconds, the CAC ends at 117.835 seconds. The 6 seconds window is from 111.835 seconds ( $T_1 + 54 = 111.835$  seconds) to 117.835 seconds. In other words, the radar signal should not be injected sooner than at 111.835 seconds. From the plot below, the radar signal was injected at 114.890 seconds which is within 6 seconds window before the CAC ends at 117.835 seconds. Observation of  $Ch_r$  for EUT emissions continued for 275 seconds after the radar burst has been generated.

It was verified that during the 2.5 minutes (150 seconds) measurement window no EUT transmissions occurred on  $Ch_r$ .



Title: RADAR AT THE END OF CAC TIME; TEST ENGINEER:SEG  
 Comment A: CHANNEL: 100; 20 MHz BW; CENTER FREQUENCY: 5500; TYPE #0  
 Date: 17.OCT.2019 15:01:24

The results are summarized below:

**Table 5.4.2.1 Measurement Results for Channel Availability Check Time Tests**

Radar Burst Applied After Reboot	EUT	Results
No Radar Triggered	EUT marks the Channel as active	The initial power-up cycle requires 57.835 seconds; Transmission began on the channel after completion of the initial power-up cycle and the 60.001 seconds CAC.
At 60.321 seconds	EUT indicates the radar detected.	No transmission on channel observed for 2.5 minutes after the radar was detected.
At 114.890 seconds	EUT indicates the radar detected.	No transmission on channel observed for 2.5 minutes after the radar was detected.

### 5.4.3 In Service Monitoring

In Service Monitoring will verify Channel Move Time, Channel Closing Transmission Time and Non-Occupancy Period. After a radar's presence is detected, all transmissions shall cease on the operating channel within 10 seconds (see Table 4.3.3):

- Transmission during this period shall consist of normal traffic for a maximum of 200ms after detection of the radar signal.
- In addition, intermittent management and control signals can be sent during the remaining time to facilitate vacating the operating channel.

These tests define how the following DFS parameters are verified during In-Service Monitoring:

- Channel Closing Transmission Time: 200 ms + an aggregate of 60 ms over remaining 10s period.
- Channel Move Time: 10 seconds
- Non-Occupancy Period: No EUT transmissions were observed on the test channel during the 30 min observation period. The non-occupancy period starts at the time when the radar system is detected.

The steps were used to determine the above mentioned parameters.

- Set the Operating Channel.
- Associate a U-NII client device with the EUT (Master).
- Start the Radar Waveform generator. For radiated tests, the emissions of the *Radar Waveform* generator will be directed towards the *Master Device*. If the *Master Device* has antenna gain, the main beam of the antenna will be directed toward the radar emitter. Vertical polarization is used for testing.
- Stream the MPEG test file from the Master Device to the Client Device on the test channel for the entire period of the test.
- Set a marker at time  $M_0$  when the Radar Waveform generator sends a burst of pulses for Short Pulse Radar Type 0 on the Operating Channel.
- Observe the transmissions of the EUT at the end of the radar burst on the Operating Channel for duration greater than 10 seconds.  $M_1$  is the instant when the burst ends and  $M_2$  is the instant when EUT transmission ends where  $M_2 - M_1 < 10$  seconds. The measurement timing for channel move time and channel closing time begins at the end of the Radar Type 0 burst.
- Measure and record the Channel Move Time  $M_2 - M_1$  and Channel Closing Transmission Time if radar detection occurs.
- Monitor the EUT for more than 30 minutes (Non-Occupancy Period) following instant  $M_2$  to verify that the EUT does not resume any transmissions on this channel. Perform this test once and record the measurement result.
- The Channel Closing Transmission Time is comprised of 200 ms starting at the beginning of the Channel Move Time plus any additional intermittent control signals required to facilitate a Channel move (an aggregate of 60 ms) during the remainder of the 10 second period. The aggregate duration of control signals will not count quiet periods in between transmissions.

The measurements for Channel Move Time, Channel Closing Transmission Time and Non-Occupancy Period were performed for a 1x20MHz carrier at Channel 100 (5500 MHz) with Radar Type 0.



5.4.3.1 Channel Move Time

Plot of Channel Move Time with Radar Type 0 (Short Pulse Type)

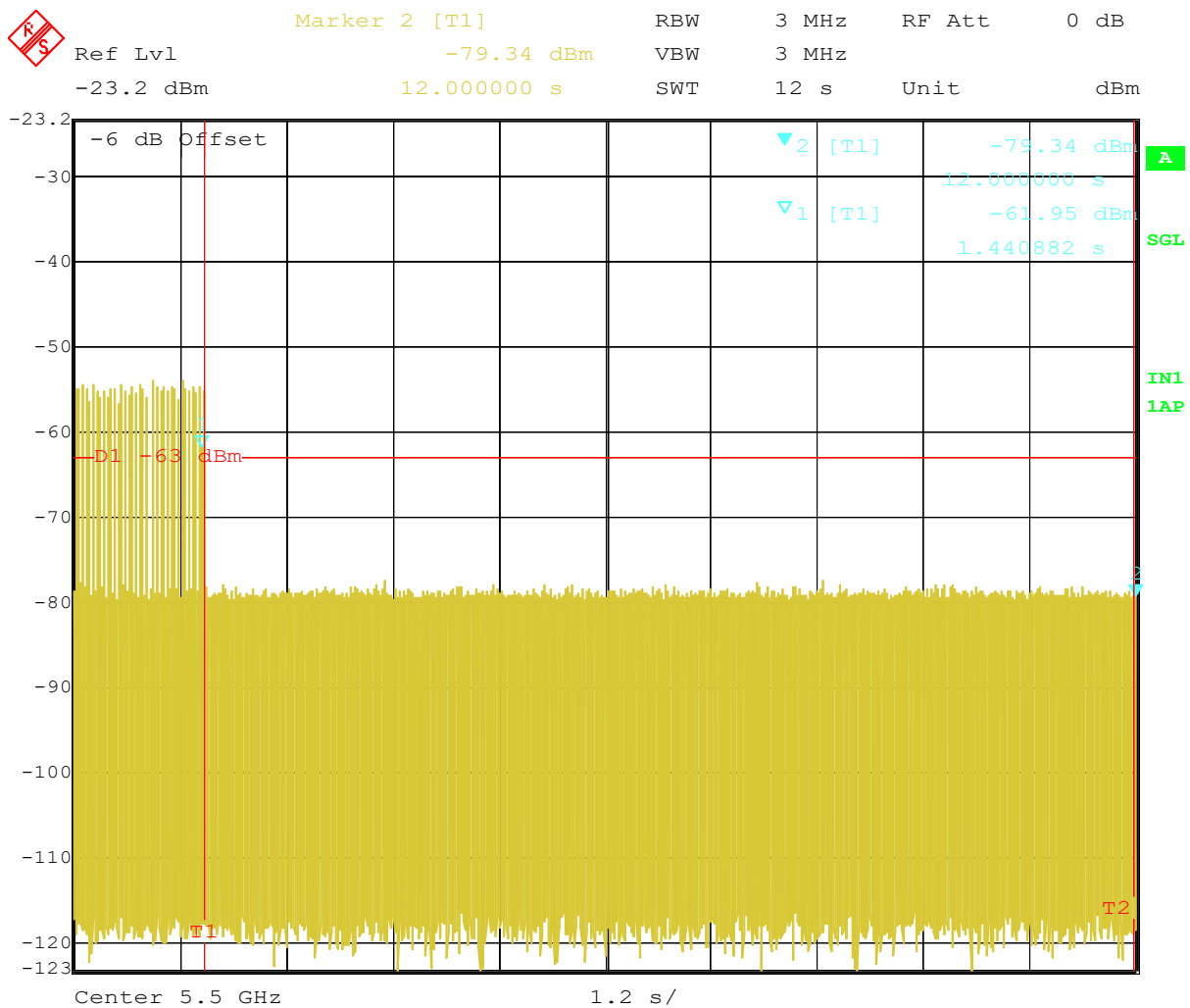
Plot with Traffic:

The time when radar burst ended  $M_1 < 1.44$  seconds

The time when Transmission ended  $M_2 = 1.44$  seconds

Channel move time  $M_2 - M_1 < 1.44$  seconds  $< 10$  seconds

The transmission was observed for over 10 seconds.

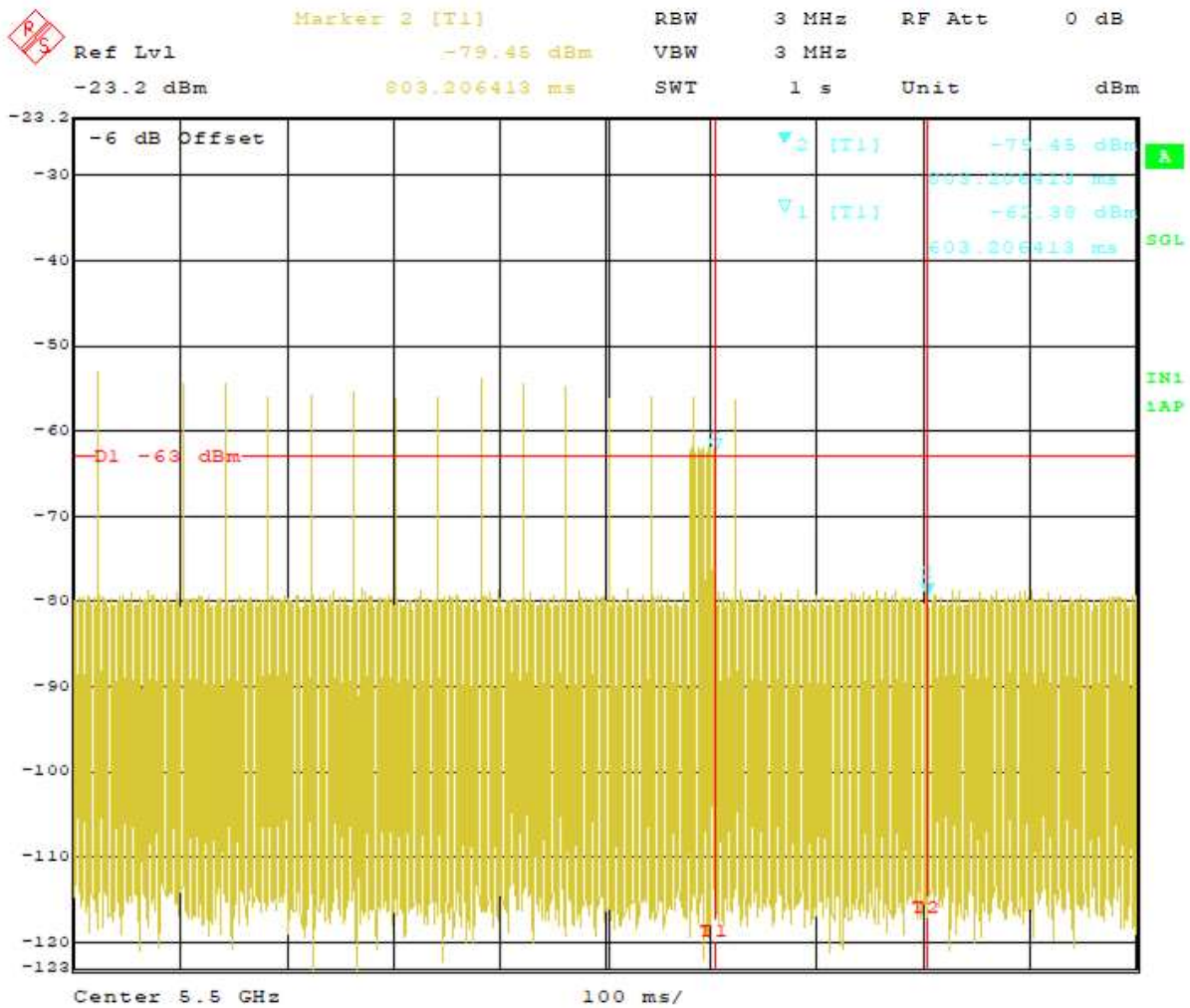


Title: MOVE TIME; TEST ENGINEER:SEG  
 Comment A: CHANNEL: 100; 20 MHz BW; CENTER FREQUENCY: 5500; TYPE #0  
 Date: 17.OCT.2019 15:20:17

Plot without Traffic:

The time when radar burst ended  $M_1 = 0.603$  seconds  
 The time when Transmission ended  $M_2 < 0.7$  seconds  
 Channel move time  $M_2 - M_1 < 0.1$  seconds  $< 10$  seconds

The transmission was observed for over 10 seconds.



Channel Closing Transmission Time, Test Engineer: SEG  
 Channel: 100, 20 MHz BW, Center Frequency: 5500MHz; Radar Type #0;  
 Date: October 18, 2019

### 5.4.3.2 Channel Closing Transmission Time

#### Plot of Channel Closing Time with Radar Type #0

The time when radar burst ended  $M_1 = 0.603$  seconds

The time when 200ms after radar ends  $M_2 = 0.803$  seconds

The Upper Bound of the Aggregate Duration of the Channel Closing Transmission Time is estimated below:

$D = S / B = 1 \text{ seconds} / 8001 \text{ bins} = 0.125 \text{ ms/bin}$ , and

$C = N * D = N \text{ bins} * 0.125 \text{ ms/bin} < 60 \text{ ms}$ .

S is the Sweep Time,

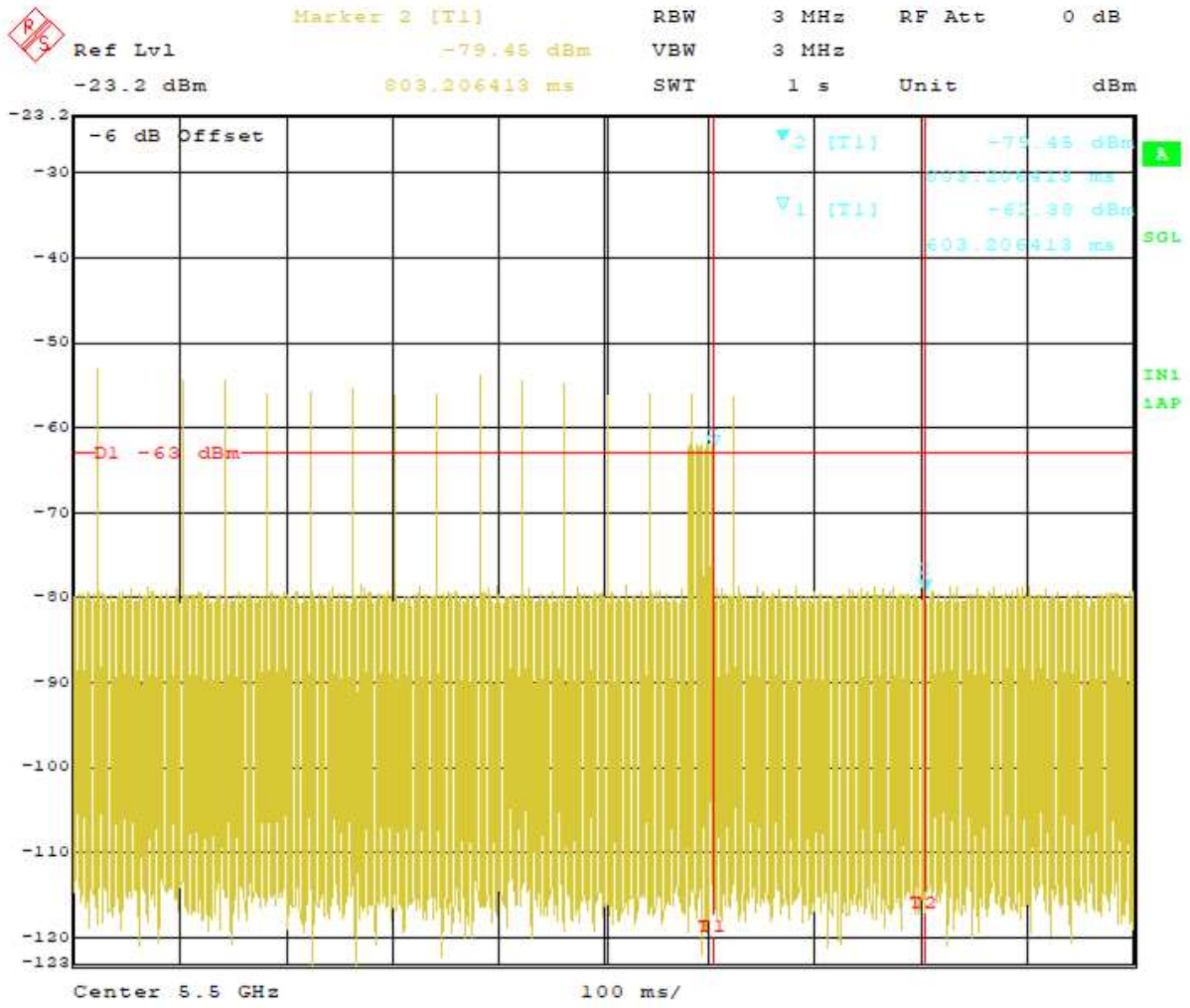
B is the Number of Spectrum Analyzer Sampling Bins,

N is the Number of Spectrum Analyzer Sampling Bins showing a U-NII Transmission (Intermittent Control Signals between the 0.2 seconds after the radar and 10 seconds after the radar),

D is the Dwell Time per Spectrum Analyzer Sampling Bin, and

C is the Aggregated Time of Intermittent Control Signals.

Since  $N < 480$ , so  $C < 60 \text{ ms}$ .



Channel Closing Transmission Time, Test Engineer: SEG  
 Channel: 100, 20 MHz BW, Center Frequency: 5500MHz; Radar Type #0;  
 Date: October 18, 2019

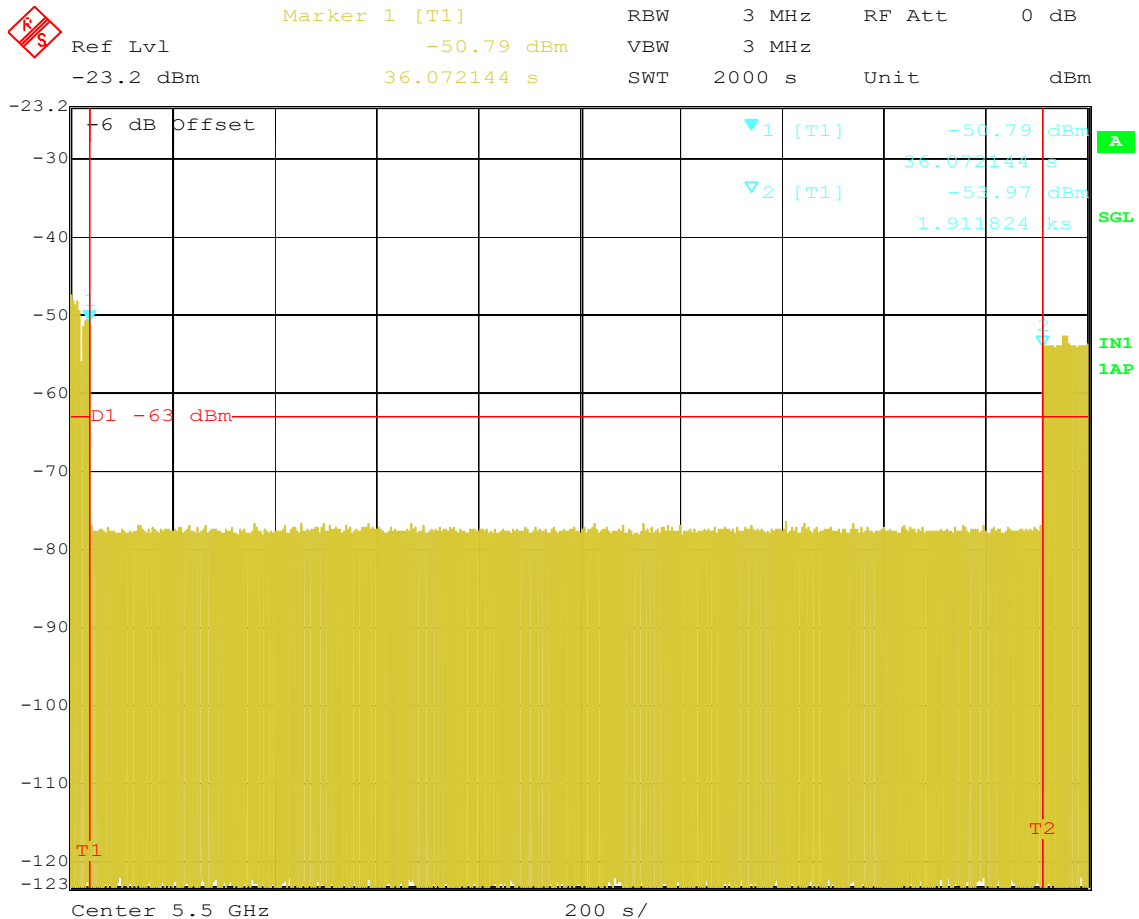
5.4.3.3 Non-Occupancy Period

Plot of Non-Occupancy Period

$T_1 = 36.1$  seconds (the end of transmission)  
 $T_2 > 1911.8$  seconds (the end of non-occupancy period)  
 $T_2 - T_1 > 1800$  seconds = 30 minutes

Non-Occupancy Period > 30 minutes.

The non-occupancy period starts at the time when the channel moves after the radar signal is detected. The radar signal was detected before  $T_1$  and the channel moves at  $T_1$ . Therefore, during the 30 minutes observation time after a radar signal was detected on the test channel, the EUT did not make any transmissions on that channel.



Title: NON-OCCUPANCY PERIOD; TEST ENGINEER: SEG  
 Comment A: CHANNEL: 100; 20 MHz BW; CENTER FREQUENCY: 5500; TYPE #0  
 Date: 17.OCT.2019 16:07:29

### 5.4.4 Statistical Performance Check

The purpose of this test is to present a given radar pulse type to the EUT repeatedly to measure the probability of detection in the presence of *traffic*. The requirements are given in Tables 4.5.1, 4.5.2 and 4.5.3.

$$\text{Successful Detection Radar Waveform N (\%)} = PdN = \frac{\text{Total Waveform Detections}}{\text{Total Waveform Trials}} \times 100.$$

The procedures below provided in KDB 905462 D02 are followed:

- Set the Operating Channel.
- The emissions of the Radar Waveform generator will be directed towards the Master Device. The main beam of the antenna will be directed toward the radar emitter. Vertical polarization is used for testing.
- Stream the MPEG test file from the Master Device to the Client Device on the test Channel for the entire period of the test.
- At time T<sub>0</sub> the Radar Waveform generator sends the individual waveform for each of the Radar Types 1-6 on the Operating Channel.
- Observe the transmissions of the EUT at the end of the Burst on the Operating Channel for duration greater than 10 seconds for Short Pulse Radar Types to ensure detection occurs.
- Observe the transmissions of the EUT at the end of the Burst on the Operating Channel for duration greater than 22 seconds for Long Pulse Radar Type 5 to ensure detection occurs.
- For Radar Type 5, three subsets of trials (minimum 10 trials per subset) need to be performed near low, middle and high of the UUT channel, i.e., 90% of Radar Type 5 frequency modulation is within the low or high edge of the UUT *Occupied Bandwidth*.
- For Radar Types 2-4, a minimum of 30 unique waveforms are required for each.

The results are summarized below:

**Table 5.4.4.1 Statistical Performance Check Summary  
 for Test Waveforms Radar Types 1-6 (20 MHz)**

Radar Type	No. of Trials	No. of Successful Detections	PdN (%)	Min % of Successful Detections	Min Number of Trials
1A	30	29	97	60	30
1B	30	30	100	60	30
2	30	30	100	60	30
3	30	26	87	60	30
4	30	23	77	60	30
Aggregate (Pd1A + Pd1B+ Pd2 +Pd3+ Pd4)/5 = 92				80	180
5	30	30	100	80	30
6	30	30	100	70	30

**Table 5.4.4.2 Statistical Performance Check Summary  
 for Test Waveforms Radar Type 5 (20 MHz)**

Channels	No. of Trials	No. of Successful Detections	PdN (%)
Low 5491	30	30	100
Middle 5500	30	30	100
High 5510	30	29	97
<b>Total</b>	<b>90</b>	<b>89</b>	<b>99</b>

In the above Statistical Performance Check test, the Radar Waveforms Type 1-6 specified in KDB 905462 D02, presented in Section 4.5 Tables 4.5.1, 4.5.2 and 4.5.3, were used. The pulse generator WaveTest 20 from IXIA technologies, which has the required radar waveforms built in, was used in the tests to generate the required pulses through command scripts. The command script allows to select Channel Frequency, Radar Type, Power and Number of Trials for each radar type. All the waveforms had been verified and calibrated in Section 5.3 by a spectrum analyzer.

The characteristics of Radar Waveform Types 1-6 generated by IXIA pulse generator for a 20 MHz carrier at 5500MHz for Statistic Performance Check tests, such as pulse width, pulse repetition interval, number of pulses per burst, etc., are provided in the following Tables.

**Table 5.4.4.3 Statistical Performance Check - Test Waveforms Radar Type 1a Characteristics**

Trial No	Pulse Width (µs)	PRI (µs)	No of Pulses
1	1	518	102
2	1	558	95
3	1	598	89
4	1	638	83
5	1	658	81
6	1	678	78
7	1	698	76
8	1	718	74
9	1	758	70
10	1	778	68
11	1	838	63
12	1	878	61
13	1	898	59
14	1	918	58
15	1	938	57

**Table 5.4.4.4 Statistical Performance Check - Test Waveforms Radar Type 1b Characteristics**

Trial No	Pulse Width (µs)	PRI (µs)	No of Pulses
1	1	538	99
2	1	578	92
3	1	618	86
4	1	640	83
5	1	660	80

6	1	680	78
7	1	700	76
8	1	720	74
9	1	738	72
10	1	760	70
11	1	779	68
12	1	801	66
13	1	818	65
14	1	840	63
15	1	861	62

**Table 5.4.4.5 Statistical Performance Check - Test Waveforms Radar Type 2 Characteristics**

Trial No	Pulse Width (µs)	PRI (µs)	No of Pulses
1	1.3	183,	28
2	1.9	157,	29
3	2.6	173,	27
4	4.3	204,	24
5	3.6	183,	27
6	3.1	216,	25
7	3.7	186,	26
8	3.8	220,	27
9	3.7	207,	28
10	3.3	197,	26
11	3.4	220,	24
12	3.6	211,	25
13	2.8	205,	26
14	4.5	196,	25
15	4.1	165,	25
16	3.8	170,	27
17	3.2	157,	24
18	2.5	216,	23
19	1.5	155,	23
20	4.0	210,	27
21	4.2	192,	25
22	4.9	155,	24
23	5.0	225,	28
24	1.1	203,	27
25	1.7	217,	23
26	2.5	195,	26
27	2.7	200,	29
28	3.7	219,	29
29	3.9	230,	28
30	3.4	183,	26



**Table 5.4.4.6 Statistical Performance Check - Test Waveforms Radar Type 3 Characteristics**

Trial No	Pulse Width (µs)	PRI (µs)	No of Pulses
1	8.9	380	18
2	6.1	207	17
3	9.9	293	17
4	6.6	443	17
5	6.6	204	16
6	8.2	300	17
7	9.8	404	17
8	10.0	422	18
9	7.0	370	16
10	7.4	410	18
11	8.1	335	18
12	9.5	319	16
13	8.8	260	16
14	8.4	258	17
15	7.1	283	18
16	7.5	428	16
17	9.2	416	18
18	6.5	300	17
19	7.9	464	17
20	6.2	393	18
21	6.1	375	18
22	9.7	465	17
23	9.4	215	16
24	7.3	416	18
25	6.2	342	16
26	7.4	311	17
27	8.3	270	17
28	9.6	225	17
29	9.5	441	18
30	9.4	217	18

**Table 5.4.4.7 Statistical Performance Check - Test Waveforms Radar Type 4 Characteristics**

Trial No	Pulse Width (µs)	PRI (µs)	No of Pulses
1	12.4	465	16
2	11.6	254	15
3	15.4	373	12
4	19.7	428	14
5	19.1	473	13
6	11.8	280	13
7	13.1	440	16
8	12.2	294	16
9	14.5	384	13
10	16.9	334	16
11	16.2	290	15

12	18.7	479	13
13	13.3	389	15
14	18.6	467	14
15	14.4	438	16
16	17.5	446	14
17	13.6	212	14
18	11.6	476	12
19	18.4	408	13
20	12.9	272	12
21	15.7	274	16
22	20.0	460	15
23	13.3	384	14
24	13.3	397	12
25	11.7	430	15
26	16.6	274	16
27	18.8	415	15
28	16.1	255	14
29	13.4	259	12
30	18.4	460	14

**Table 5.4.4.8 Statistical Performance Check - Test Waveforms Radar Type 5 Characteristics**

Trial No	Burst No	Pulse Width (µs)	PRI (µs)	Chirp Width (MHz)	No of Pulses per Burst
1	1	51.6	1364, 1932, 0	8	2
1	2	65.0	1224, 1480, 1817	10	3
1	3	81.4	1086, 1982, 1896	11	3
1	4	90.9	1779, 1353, 0	10	2
1	5	53.3	1097, 1870, 1114	17	3
1	6	62.1	1188, 1856, 1362	6	3
1	7	71.4	1846, 1425, 0	10	2
1	8	70.6	1826, 1520, 1913	20	3
1	9	89.6	1478, 0, 0	11	1
2	1	54.6	1179, 1014, 1871	18	3
2	2	78.1	1963, 1391, 0	15	2
2	3	71.3	1031, 0, 0	13	1
2	4	73.4	1059, 0, 0	6	1
2	5	80.9	1528, 0, 0	12	1
2	6	79.9	1726, 0, 0	7	1
2	7	52.0	1805, 0, 0	5	1
2	8	99.3	1319, 1454, 1111	14	3
2	9	75.2	1154, 1959, 0	20	2
2	10	71.6	1141, 0, 0	12	1
2	11	50.3	1373, 1434, 0	8	2
2	12	70.6	1146, 1819, 0	19	2
3	1	62.6	1797, 1379, 1229	8	3
3	2	55.2	1821, 1870, 1334	7	3
3	3	87.1	1231, 1385, 1513	12	3
3	4	79.9	1099, 0, 0	5	1
3	5	80.8	1574, 1455, 1875	10	3
3	6	59.5	1017, 1735, 0	16	2
3	7	77.3	1976, 1028, 0	5	2
3	8	60.3	1582, 0, 0	12	1
3	9	59.9	1722, 1993, 1056	11	3
3	10	80.3	1057, 1169, 0	6	2
3	11	98.0	1307, 1180, 1244	17	3
3	12	90.4	1875, 0, 0	7	1
3	13	80.9	1535, 0, 0	20	1
3	14	81.7	1239, 0, 0	9	1

4	1	91.0	1519, 0, 0	7	1
4	2	89.2	1156, 1852, 0	15	2
4	3	84.6	1022, 0, 0	10	1
4	4	91.4	1440, 1265, 1689	8	3
4	5	84.3	1362, 0, 0	7	1
4	6	53.3	1396, 0, 0	8	1
4	7	84.2	1687, 1744, 0	6	2
4	8	55.7	1799, 1010, 0	11	2
4	9	73.2	1840, 0, 0	11	1
4	10	74.0	1636, 1665, 0	20	2
4	11	52.6	1500, 0, 0	9	1
4	12	69.5	1174, 1677, 0	15	2
4	13	82.7	1331, 0, 0	20	1
5	1	59.0	1877, 1090, 0	9	2
5	2	82.5	1331, 1292, 1935	10	3
5	3	60.6	1541, 0, 0	6	1
5	4	57.7	1308, 1784, 1775	20	3
5	5	78.8	1047, 0, 0	19	1
5	6	94.8	1872, 1490, 1913	9	3
5	7	99.8	1397, 0, 0	17	1
5	8	93.4	1849, 0, 0	20	1
5	9	55.9	1840, 1690, 0	5	2
5	10	93.5	1550, 0, 0	13	1
5	11	99.1	1735, 0, 0	10	1
5	12	74.3	1198, 1952, 0	20	2
5	13	96.1	1843, 0, 0	7	1
6	1	96.4	1167, 1754, 0	13	2
6	2	98.3	1458, 1078, 0	16	2
6	3	90.1	1802, 1355, 1697	11	3
6	4	86.5	1187, 1684, 1333	13	3
6	5	74.4	1115, 0, 0	14	1
6	6	60.5	1044, 1743, 0	11	2
6	7	88.0	1417, 1590, 0	13	2
6	8	91.9	1850, 0, 0	9	1
6	9	78.8	1561, 1385, 0	14	2
6	10	80.3	1991, 1600, 1681	12	3
6	11	66.4	1017, 0, 0	17	1
6	12	57.4	1724, 0, 0	7	1

7	1	58.0	1928, 1427, 1895	9	3
7	2	68.4	1424, 1040, 0	8	2
7	3	98.9	1810, 1604, 1685	11	3
7	4	68.7	1836, 0, 0	13	1
7	5	70.8	1278, 1257, 0	9	2
7	6	53.1	1793, 0, 0	7	1
7	7	50.6	1393, 1602, 1059	14	3
7	8	81.5	1453, 1874, 0	9	2
7	9	94.5	1715, 0, 0	8	1
7	10	57.1	1583, 0, 0	6	1
7	11	71.0	1501, 0, 0	18	1
7	12	90.0	1351, 0, 0	10	1
7	13	69.0	1569, 0, 0	5	1
7	14	65.8	1689, 0, 0	19	1
7	15	67.7	1054, 1785, 1473	11	3
7	16	59.6	1852, 0, 0	14	2
8	1	75.5	1039, 0, 0	15	1
8	2	99.3	1376, 0, 0	8	1
8	3	86.7	1787, 1436, 1121	8	3
8	4	72.4	1026, 1693, 0	8	2
8	5	85.2	1320, 1835, 0	16	2
8	6	98.7	1972, 1386, 0	5	2
8	7	95.9	1704, 1783, 1761	13	3
8	8	96.0	1495, 1629, 1017	5	3
8	9	88.0	1186, 1933, 1531	8	3
8	10	89.0	1759, 0, 0	10	1
8	11	94.4	1708, 0, 0	16	1
9	1	85.3	1046, 1984, 1758	12	3
9	2	53.5	1076, 1537, 0	17	2
9	3	65.8	1533, 0, 0	10	1
9	4	59.4	1531, 1282, 0	13	2
9	5	54.3	1815, 1041, 1832	6	3
9	6	57.8	1632, 0, 0	6	1
9	7	85.9	1915, 0, 0	14	1
9	8	50.4	1104, 0, 0	8	1
9	9	82.8	1166, 0, 0	19	1
9	10	50.9	1534, 0, 0	13	1
9	11	93.8	1032, 0, 0	19	1
9	12	63.1	1485, 1409, 0	15	2

9	13	83.4	1649, 0, 0	6	1
9	14	69.1	1370, 1216, 1739	13	3
9	15	53.1	1443, 1297, 0	13	2
9	16	83.3	1841, 1148, 0	18	2
9	17	51.9	1539, 1482, 0	5	2
9	18	68.4	1624, 1641, 0	9	2
9	19	53.0	1156, 1889, 1330	5	3
9	20	75.1	1987, 0, 0	13	1
10	1	99.3	1594, 1054, 0	9	2
10	2	72.1	1753, 1633, 1784	17	3
10	3	51.7	1669, 1850, 0	20	2
10	4	72.1	1456, 1415, 1836	17	3
10	5	59.3	1730, 1256, 1409	7	3
10	6	60.5	1037, 1786, 0	10	2
10	7	70.4	1071, 1634, 1300	18	3
10	8	75.5	1784, 1072, 1415	12	3
10	9	89.6	1122, 0, 0	20	1
11	1	65.0	1160, 1997, 0	10	2
11	2	78.2	1748, 1725, 1814	8	3
11	3	84.9	1957, 1650, 1953	6	3
11	4	81.3	1488, 1105, 1116	8	3
11	5	73.3	1196, 1666, 0	14	2
11	6	81.2	1461, 1632, 0	11	2
11	7	78.3	1351, 1249, 1478	11	3
11	8	78.1	1325, 0, 0	13	1
11	9	86.9	1632, 1671, 1478	10	3
12	1	77.2	1852, 1794, 0	15	2
12	2	84.2	1435, 1894, 1936	18	3
12	3	87.7	1026, 1266, 0	15	2
12	4	70.0	1686, 1996, 0	16	2
12	5	97.4	1548, 1638, 0	10	2
12	6	59.8	1719, 1498, 0	8	2
12	7	67.0	1499, 1762, 0	14	2
12	8	67.7	1575, 1269, 1355	12	3
12	9	89.1	1166, 0, 0	12	1
12	10	98.8	1406, 0, 0	13	1
12	11	64.1	1602, 1817, 0	5	2
12	12	97.2	1467, 1710, 1887	17	3

12	13	58.3	1675, 0, 0	18	1
12	14	68.7	1807, 1003, 0	18	2
12	15	87.6	1916, 0, 0	12	1
13	1	98.4	1073, 1165, 1671	9	3
13	2	98.7	1611, 1045, 0	7	2
13	3	90.3	1160, 1777, 0	18	2
13	4	54.3	1465, 1363, 0	17	2
13	5	70.3	1396, 0, 0	20	1
13	6	95.0	1609, 1235, 0	7	2
13	7	60.6	1926, 1345, 1126	7	3
13	8	53.6	1934, 1049, 1423	7	3
13	9	78.7	1826, 0, 0	10	1
13	10	69.9	1304, 1264, 0	6	2
13	11	73.0	1815, 1003, 1707	16	3
13	12	95.3	1884, 1263, 1330	12	3
13	13	67.4	1161, 1564, 1273	16	3
13	14	88.5	1583, 1617, 0	18	2
13	15	95.2	1464, 1059, 0	14	2
13	16	79.0	1358, 1686, 1964	20	3
13	17	86.7	1583, 1930, 1384	11	3
14	1	77.7	1446, 1700, 0	11	2
14	2	89.0	1686, 0, 0	14	1
14	3	56.3	1214, 1239, 1377	10	3
14	4	74.2	1667, 1592, 1300	20	3
14	5	78.5	1625, 1627, 1752	11	3
14	6	73.2	1855, 0, 0	15	1
14	7	71.8	1969, 1700, 1600	16	3
14	8	80.0	1576, 1431, 0	11	2
14	9	82.6	1580, 1919, 1476	14	3
14	10	96.1	1578, 0, 0	10	1
14	11	53.6	1968, 0, 0	18	1
14	12	99.2	1610, 1565, 0	13	2
14	13	78.2	1453, 1697, 0	17	2
14	14	58.8	1701, 1147, 0	11	2
14	15	88.2	1709, 0, 0	15	1
14	16	81.8	1161, 1687, 1273	8	3
14	17	85.4	1793, 1107, 1548	14	3
14	18	93.4	1440, 1810, 0	14	2
14	19	68.7	1901, 1610, 0	5	2

14	20	60.9	1287, 0, 0	9	1
15	1	53.6	1705, 0, 0	11	1
15	2	54.3	1732, 0, 0	10	1
15	3	58.0	1342, 1679, 1606	9	3
15	4	50.2	1882, 1236, 1942	18	3
15	5	95.5	1219, 1546, 0	8	2
15	6	62.9	1448, 1405, 1724	15	3
15	7	62.2	1557, 1891, 0	11	2
15	8	50.1	1740, 1005, 1628	9	3
15	9	80.6	1560, 1723, 0	19	2
15	10	56.0	1131, 1562, 1586	8	3
15	11	64.9	1632, 1036, 1174	17	3
15	12	84.9	1754, 0, 0	6	1
15	13	73.8	1365, 1503, 1016	11	3
15	14	92.4	1857, 1069, 1678	11	3
15	15	97.9	1612, 0, 0	7	1
16	1	67.7	1016, 1161, 0	10	2
16	2	77.1	1021, 1473, 1704	9	3
16	3	66.0	1630, 1223, 1438	19	3
16	4	92.2	1176, 0, 0	13	1
16	5	81.9	1413, 1460, 1814	13	3
16	6	63.2	1382, 1985, 1926	8	3
16	7	93.7	1881, 0, 0	6	1
16	8	97.4	1450, 1839, 1026	7	3
16	9	73.1	1216, 1989, 0	19	2
16	10	89.0	1382, 0, 0	7	1
16	11	94.7	1430, 0, 0	11	1
16	12	70.1	1684, 0, 0	6	1
16	13	61.0	1619, 1214, 1893	18	3
17	1	69.5	1181, 1387, 1388	19	3
17	2	96.9	1128, 0, 0	19	1
17	3	99.2	1250, 1070, 1852	10	3
17	4	95.0	1432, 1677, 1123	9	3
17	5	84.5	1046, 1279, 1153	12	3
17	6	86.4	1679, 0, 0	16	1
17	7	84.9	1591, 0, 0	19	1
17	8	81.4	1127, 1007, 0	9	2
17	9	98.4	1525, 1193, 1742	10	3



17	10	90.3	1049, 1283, 0	18	2
17	11	64.6	1116, 0, 0	8	1
17	12	66.6	1998, 0, 0	8	1
17	13	64.2	1637, 0, 0	15	1
17	14	60.3	1535, 0, 0	6	1
18	1	97.6	1506, 1045, 1492	19	3
18	2	60.8	1516, 0, 0	16	1
18	3	61.9	1041, 1371, 0	7	2
18	4	62.7	1314, 1522, 1164	20	3
18	5	84.1	1485, 1598, 0	14	2
18	6	62.2	1822, 1808, 1476	12	3
18	7	54.6	1577, 1216, 1826	18	3
18	8	74.7	1403, 1253, 1039	18	3
18	9	92.7	1331, 1049, 0	11	2
18	10	61.7	1833, 1801, 0	17	2
18	11	78.8	1718, 1828, 1587	19	3
19	1	93.2	1364, 1747, 1183	9	3
19	2	87.1	1509, 0, 0	16	1
19	3	94.8	1096, 0, 0	17	1
19	4	79.0	1686, 1728, 1320	17	3
19	5	50.4	1227, 0, 0	5	1
19	6	75.9	1894, 1867, 0	14	2
19	7	93.2	1936, 1614, 1959	6	3
19	8	85.7	1421, 0, 0	9	1
19	9	93.4	1994, 1191, 0	17	2
19	10	83.7	1658, 1597, 0	17	2
19	11	52.5	1277, 0, 0	18	1
19	12	62.5	1556, 0, 0	8	1
19	13	90.9	1316, 1012, 1514	5	3
19	14	83.2	1162, 1658, 0	19	2
20	1	81.4	1924, 1878, 0	19	2
20	2	51.6	1397, 0, 0	10	1
20	3	52.8	1550, 1229, 1765	15	3
20	4	59.7	1908, 1807, 1989	20	3
20	5	96.7	1835, 0, 0	18	1
20	6	67.2	1611, 0, 0	17	1
20	7	87.2	1431, 1468, 0	18	2
20	8	63.7	1365, 0, 0	13	1

20	9	94.7	1669, 1346, 0	7	2
20	10	92.1	1128, 1136, 0	15	2
20	11	55.0	1943, 0, 0	6	1
21	1	73.0	1906, 1758, 1035	7	3
21	2	70.1	1109, 0, 0	15	1
21	3	94.9	1312, 1114, 1626	16	3
21	4	84.2	1789, 0, 0	12	1
21	5	68.7	1102, 0, 0	14	1
21	6	59.3	1955, 1456, 0	10	2
21	7	62.9	1302, 0, 0	9	1
21	8	80.1	1798, 1145, 1335	7	3
21	9	91.7	1608, 0, 0	17	1
21	10	84.0	1647, 0, 0	7	1
21	11	59.0	1079, 1333, 0	19	2
21	12	76.4	1442, 1062, 1846	10	3
21	13	84.8	1549, 1088, 1604	7	3
21	14	67.9	1711, 0, 0	18	1
21	15	99.8	1583, 1339, 1778	8	3
21	16	66.2	1992, 1282, 1960	9	3
22	1	82.4	1535, 1169, 0	12	2
22	2	86.2	1113, 1827, 1841	13	3
22	3	54.8	1596, 1934, 0	13	2
22	4	74.2	1998, 0, 0	16	1
22	5	69.0	1232, 1674, 0	15	2
22	6	75.1	1079, 1808, 0	16	2
22	7	51.3	1301, 1670, 0	9	2
22	8	57.1	1311, 1004, 1849	8	3
22	9	95.3	1050, 0, 0	15	1
23	1	67.8	1253, 1116, 1655	19	3
23	2	70.1	1658, 1430, 0	18	2
23	3	83.1	1059, 0, 0	17	1
23	4	93.3	1396, 1620, 1465	9	3
23	5	67.4	1566, 1704, 0	16	2
23	6	87.4	1944, 1344, 0	6	2
23	7	56.5	1341, 0, 0	8	1
23	8	88.3	1392, 0, 0	19	1
23	9	85.7	1162, 0, 0	18	1
23	10	68.4	1635, 1703, 1290	5	3

23	11	88.1	1307, 1048, 1386	5	3
23	12	61.0	1291, 1903, 0	20	2
23	13	82.8	1947, 0, 0	9	1
24	1	70.2	1781, 0, 0	15	1
24	2	87.2	1133, 1286, 1704	10	3
24	3	56.9	1258, 1078, 0	15	2
24	4	70.2	1861, 1286, 1711	6	3
24	5	53.0	1459, 1827, 0	10	2
24	6	69.1	1927, 0, 0	5	1
24	7	53.4	1221, 1267, 1522	14	3
24	8	90.6	1251, 0, 0	9	1
24	9	52.6	1325, 1553, 1236	18	3
24	10	73.1	1416, 1559, 1564	18	3
24	11	50.5	1977, 0, 0	17	1
24	12	85.4	1663, 1337, 0	13	2
24	13	96.8	1337, 1645, 1722	13	3
24	14	50.4	1331, 0, 0	11	1
24	15	50.3	1222, 1725, 0	8	2
24	16	71.7	1565, 1663, 0	5	2
24	17	51.3	1356, 0, 0	14	1
25	1	70.3	1481, 1078, 1971	15	3
25	2	91.5	1627, 1836, 0	15	2
25	3	56.0	1454, 1818, 0	5	2
25	4	76.3	1283, 1703, 0	17	2
25	5	53.7	1372, 1945, 0	16	2
25	6	61.3	1679, 1717, 0	11	2
25	7	79.9	1301, 1850, 1709	6	3
25	8	83.5	1453, 1943, 1168	13	3
25	9	55.1	1506, 1015, 1989	15	3
25	10	80.5	1717, 1816, 1406	12	3
25	11	73.3	1810, 1759, 1258	6	3
25	12	57.0	1536, 0, 0	7	1
25	13	65.1	1380, 1383, 1417	19	3
25	14	62.8	1335, 1680, 0	15	2
25	15	62.7	1596, 1166, 0	13	2
25	16	96.3	1628, 1150, 0	12	2
25	17	97.5	1694, 1811, 1288	17	3
25	18	79.1	1595, 1350, 1883	13	3
25	19	50.1	1925, 0, 0	18	1

26	1	87.4	1762, 1439, 1059	11	3
26	2	82.7	1505, 1826, 0	14	2
26	3	57.2	1461, 0, 0	8	1
26	4	65.9	1196, 1327, 0	9	2
26	5	85.9	1950, 1964, 0	6	2
26	6	59.2	1609, 1120, 0	10	2
26	7	87.8	1123, 0, 0	16	1
26	8	95.9	1094, 0, 0	14	1
26	9	94.3	1341, 1086, 1577	18	3
26	10	80.8	1546, 1345, 0	19	2
26	11	65.7	1852, 1158, 0	14	2
26	12	71.2	1848, 1059, 1316	14	3
26	13	67.3	1658, 1778, 0	12	2
27	1	82.5	1402, 1621, 1216	16	3
27	2	78.3	1402, 0, 0	13	1
27	3	84.1	1261, 1300, 1283	7	3
27	4	88.9	1631, 1603, 1005	11	3
27	5	57.0	1402, 1708, 1966	18	3
27	6	56.5	1025, 1630, 0	7	2
27	7	64.1	1541, 1362, 1392	14	3
27	8	82.9	1255, 0, 0	19	1
27	9	89.6	1592, 0, 0	16	1
27	10	86.3	1873, 1686, 0	5	2
27	11	50.6	1848, 0, 0	6	1
27	12	69.8	1504, 1313, 1304	6	3
27	13	53.6	1547, 1140, 0	14	2
27	14	53.3	1041, 1943, 1495	18	3
27	15	72.3	1539, 1715, 0	17	2
27	16	63.8	1408, 1280, 1753	19	3
27	17	66.0	1162, 1345, 0	13	2
27	18	97.8	1810, 1934, 0	19	2
27	19	50.5	1228, 0, 0	15	1
27	20	78.6	1479, 0, 0	6	1
28	1	94.0	1320, 1325, 1045	11	3
28	2	77.9	1144, 0, 0	14	1
28	3	99.1	1420, 0, 0	10	1
28	4	73.0	1078, 1234, 1974	9	3
28	5	91.3	1602, 1712, 0	15	2

28	6	67.7	1528, 1306, 0	8	2
28	7	76.2	1654, 1768, 1020	18	3
28	8	57.4	1115, 0, 0	6	1
28	9	71.1	1958, 1566, 1162	18	3
28	10	99.3	2000, 1352, 0	17	2
28	11	66.7	1507, 1663, 1515	20	3
28	12	98.6	1623, 1263, 0	18	2
28	13	86.5	1627, 0, 0	10	1
28	14	70.6	1131, 1983, 0	6	2
28	15	85.5	1452, 0, 0	6	1
28	16	88.6	1683, 1008, 1349	18	3
28	17	59.5	1433, 1751, 1157	17	3
29	1	65.5	1000, 0, 0	10	1
29	2	80.7	1763, 1808, 1896	17	3
29	3	68.8	1742, 0, 0	13	1
29	4	94.0	1560, 1093, 0	7	2
29	5	82.3	1447, 0, 0	14	1
29	6	93.7	1485, 1309, 0	15	2
29	7	78.2	1009, 1705, 1309	10	3
29	8	50.9	1172, 1296, 1738	5	3
29	9	68.4	1503, 1305, 1914	9	3
29	10	53.0	1724, 1220, 1431	8	3
29	11	88.1	1999, 1322, 1857	5	3
29	12	52.8	1031, 1828, 1273	20	3
29	13	90.3	1467, 1519, 1424	8	3
29	14	90.4	1212, 0, 0	18	1
29	15	76.5	1400, 1332, 0	18	2
29	16	92.8	1997, 0, 0	18	1
29	17	65.5	1876, 0, 0	17	1
30	1	98.7	1952, 1680, 0	20	2
30	2	77.5	1201, 1625, 1269	15	3
30	3	53.6	1896, 0, 0	18	1
30	4	73.7	1959, 0, 0	10	1
30	5	60.2	1820, 1570, 0	14	2
30	6	57.8	1101, 0, 0	18	1
30	7	58.9	1911, 1666, 1179	8	3
30	8	84.1	1436, 1557, 0	20	2
30	9	70.7	1070, 1616, 0	14	2
30	10	88.0	1733, 1440, 0	17	2

30	11	90.3	1298, 1518, 1993	9	3
30	12	74.2	1722, 0, 0	8	1
30	13	96.6	1244, 1811, 1546	11	3
30	14	79.9	1177, 0, 0	7	1
30	15	64.6	1878, 1840, 0	10	2
30	16	94.2	1139, 0, 0	16	1
30	17	87.7	1252, 1801, 1913	7	3
30	18	73.9	1875, 1954, 0	8	2

**Table 5.4.4.9 Statistical Performance Check Test Waveforms Radar Type 6 Characteristics**

Trial No	Hopping Frequencies (MHz)
1	5614, 5504, 5684, 5274, 5354, 5528, 5672, 5410, 5651, 5520, 5413, 5543, 5422, 5641, 5442, 5575, 5590, 5606, 5476, 5666, 5459, 5333, 5630, 5262, 5639, 5638, 5308, 5276, 5658, 5585, 5511, 5377, 5407, 5373, 5719, 5565, 5496, 5536, 5519, 5453, 5365, 5448, 5564, 5608, 5320, 5488, 5531, 5254, 5271, 5524, 5551, 5353, 5347, 5469, 5351, 5677, 572, 5516, 5394, 5558, 5640, 5691, 5340, 5439, 5464, 5705, 5306, 5703, 5495, 5673, 5301, 5533, 5624, 5435, 5466, 5360, 5438, 5597, 5547, 5577, 5342, 5300, 5550, 5349, 5593, 5618, 5296, 5554, 5598, 5508, 5670, 5467, 5674, 5710, 5567, 5616, 5255, 5544, 5434, 5539
2	5534, 5336, 5379, 5573, 5663, 5389, 5380, 5649, 5404, 5666, 5674, 5516, 5285, 5587, 5312, 5548, 5318, 5465, 5384, 5438, 5412, 5708, 5433, 5448, 5275, 5705, 5319, 5410, 5443, 5612, 5405, 5596, 5469, 5571, 5311, 5270, 5570, 5720, 5418, 5581, 5624, 5583, 5515, 5654, 5493, 5254, 5495, 5263, 5677, 5591, 5288, 5678, 5371, 5541, 5496, 5302, 5447, 5382, 5485, 5701, 5676, 5291, 5623, 5529, 5316, 5282, 5672, 5694, 5532, 5320, 5542, 5503, 5716, 5454, 5603, 5517, 5452, 5252, 5265, 5432, 5474, 5584, 5690, 5464, 5576, 5518, 5305, 5324, 5281, 5639, 5298, 5340, 5620, 5491, 5463, 5673, 5566, 5293, 5321, 5277
3	5452, 5314, 5577, 5572, 5654, 5581, 5378, 5476, 5321, 5325, 5542, 5619, 5277, 5449, 5524, 5559, 5454, 5324, 5341, 5367, 5395, 5480, 5374, 5446, 5631, 5578, 5611, 5640, 5605, 5273, 5444, 5274, 5697, 5404, 5677, 5485, 5604, 5407, 5507, 5679, 5487, 5608, 5484, 5478, 5271, 5634, 5479, 5346, 5439, 5279, 5644, 5412, 5705, 5637, 5573, 5718, 5546, 5636, 5593, 5329, 5317, 5703, 5302, 5526, 5461, 5310, 5414, 5424, 5416, 5658, 5707, 5562, 5543, 5286, 5710, 5301, 5421, 5651, 5468, 5586, 5434, 5629, 5690, 5394, 5255, 5409, 5440, 5666, 5451, 5561, 5354, 5387, 5657, 5646, 5598, 5470, 5254, 5591, 5372, 5262
4	5631, 5333, 5647, 5724, 5479, 5341, 5353, 5470, 5469, 5612, 5583, 5572, 5307, 5347, 5688, 5568, 5384, 5653, 5464, 5455, 5473, 5505, 5581, 5589, 5588, 5658, 5406, 5396, 5690, 5364, 5502, 5397, 5352, 5385, 5681, 5517, 5606, 5630, 5434, 5636, 5355, 5254, 5575, 5538, 5527, 5670, 5687, 5331, 5297, 5350, 5560, 5594, 5263, 5351, 5567, 5702, 5466, 5308, 5274, 5346, 5272, 5295, 5419, 5626, 5721, 5449, 5499, 5604, 5649, 5481, 5674, 5627, 5460, 5393, 5387, 5595, 5483, 5574, 5445, 5398, 5421, 5524, 5685, 5506, 5565, 5261, 5459, 5370, 5682, 5301, 5650, 5488, 5278, 5376, 5476, 5661, 5608, 5369, 5368, 5576
5	5384, 5706, 5721, 5556, 5699, 5648, 5464, 5559, 5675, 5693, 5461, 5328, 5257, 5585, 5705, 5438, 5671, 5632, 5692, 5664, 5619, 5660, 5375, 5314, 5303, 5720, 5409, 5336, 5578, 5250, 5545, 5505, 5481, 5338, 5359, 5597, 5698, 5707, 5702, 5553, 5618, 5412, 5544, 5530, 5373, 5694, 5503, 5306, 5426, 5492, 5696, 5574, 5510, 5644, 5591, 5659, 5661, 5638, 5527, 5334, 5473, 5493, 5364, 5450, 5365, 5716, 5525, 5710, 5630, 5403, 5592, 5292, 5606, 5666, 5487, 5723, 5526, 5288, 5573, 5332, 5499, 5424, 5552, 5317, 5539, 5276, 5472, 5498, 5672, 5376, 5399, 5407, 5575, 5603, 5657, 5286, 5691, 5290, 5686, 5724
6	5319, 5526, 5711, 5511, 5684, 5450, 5294, 5629, 5560, 5459, 5369, 5466, 5623, 5283, 5620, 5558, 5539, 5514, 5691, 5544, 5632, 5402, 5400, 5290, 5339, 5681, 5635, 5655, 5455, 5441, 5298, 5567, 5665, 5491, 5307, 5721, 5508, 5525, 5285, 5406, 5318, 5431, 5663, 5467, 5572, 5351, 5519, 5689, 5645, 5472, 5427, 5674, 5270, 5379, 5680, 5676, 5252, 5341, 5314, 5296, 5638, 5499, 5578, 5329, 5657, 5641, 5672, 5261, 5251, 5315, 5520, 5600, 5687, 5332, 5618, 5644, 5366, 5542, 5668, 5533, 5367, 5303, 5693, 5654, 5368, 5462, 5468, 5268, 5424, 5517, 5579, 5330, 5291, 5388, 5301, 5608, 5371, 5522, 5513, 5605

7	5362, 5298, 5704, 5438, 5626, 5512, 5558, 5580, 5425, 5359, 5533, 5648, 5453, 5401, 5273, 5250, 5341, 5290, 5646, 5477, 5281, 5520, 5294, 5303, 5564, 5490, 5556, 5389, 5340, 5262, 5593, 5557, 5505, 5715, 5531, 5570, 5338, 5614, 5540, 5585, 5488, 5506, 5562, 5308, 5334, 5459, 5515, 5544, 5543, 5444, 5592, 5252, 5516, 5439, 5375, 5652, 5356, 5384, 5358, 5411, 5596, 5343, 5377, 5699, 5607, 5447, 5717, 5395, 5370, 5430, 5269, 5483, 5291, 5496, 5624, 5410, 5685, 5548, 5357, 5319, 5602, 5617, 5591, 5511, 5461, 5723, 5283, 5684, 5277, 5351, 5397, 5383, 5609, 5449, 5538, 5350, 5530, 5361, 5271, 5301
8	5346, 5420, 5467, 5285, 5602, 5370, 5502, 5270, 5525, 5605, 5288, 5445, 5472, 5626, 5509, 5642, 5722, 5529, 5383, 5541, 5335, 5320, 5408, 5356, 5671, 5347, 5490, 5254, 5682, 5282, 5328, 5634, 5721, 5441, 5493, 5297, 5466, 5514, 5390, 5470, 5424, 5622, 5267, 5480, 5334, 5260, 5275, 5555, 5283, 5402, 5571, 5532, 5542, 5641, 5590, 5594, 5720, 5284, 5460, 5273, 5363, 5663, 5258, 5558, 5293, 5324, 5657, 5439, 5692, 5597, 5406, 5298, 5495, 5679, 5343, 5349, 5536, 5668, 5585, 5616, 5547, 5498, 5373, 5312, 5586, 5577, 5295, 5253, 5508, 5561, 5695, 5700, 5434, 5271, 5430, 5412, 5268, 5501, 5438, 5269
9	5485, 5346, 5520, 5302, 5333, 5713, 5478, 5637, 5470, 5688, 5350, 5575, 5409, 5289, 5318, 5496, 5356, 5579, 5602, 5641, 5344, 5479, 5599, 5634, 5381, 5666, 5588, 5457, 5343, 5595, 5458, 5617, 5489, 5433, 5612, 5378, 5649, 5547, 5357, 5526, 5621, 5471, 5692, 5405, 5392, 5404, 5562, 5459, 5622, 5256, 5310, 5277, 5620, 5418, 5276, 5442, 5516, 5543, 5387, 5488, 5560, 5375, 5611, 5665, 5615, 5507, 5525, 5461, 5711, 5604, 5330, 5581, 5255, 5600, 5338, 5672, 5364, 5440, 5451, 5667, 5439, 5495, 5582, 5452, 5377, 5326, 5455, 5281, 5272, 5540, 5267, 5324, 5301, 5561, 5477, 5329, 5544, 5328, 5380, 5264
10	5269, 5419, 5276, 5317, 5597, 5654, 5559, 5315, 5460, 5703, 5370, 5362, 5298, 5380, 5538, 5720, 5625, 5602, 5667, 5713, 5312, 5628, 5641, 5350, 5487, 5664, 5717, 5615, 5640, 5293, 5378, 5536, 5409, 5422, 5545, 5514, 5367, 5287, 5689, 5648, 5264, 5715, 5369, 5590, 5355, 5529, 5719, 5258, 5399, 5714, 5690, 5482, 5649, 5354, 5606, 5275, 5424, 5638, 5326, 5288, 5627, 5418, 5575, 5430, 5360, 5617, 5509, 5286, 5384, 5530, 5564, 5338, 5472, 5599, 5402, 5398, 5569, 5610, 5453, 5622, 5414, 5572, 5598, 5412, 5358, 5440, 5695, 5523, 5364, 5406, 5716, 5433, 5479, 5607, 5521, 5494, 5432, 5451, 5621, 5375
11	5621, 5518, 5718, 5500, 5405, 5443, 5526, 5614, 5694, 5413, 5327, 5331, 5379, 5426, 5425, 5471, 5564, 5365, 5645, 5475, 5573, 5437, 5385, 5332, 5532, 5654, 5414, 5557, 5277, 5479, 5356, 5294, 5304, 5455, 5649, 5546, 5619, 5406, 5701, 5522, 5300, 5724, 5592, 5258, 5345, 5658, 5646, 5512, 5521, 5260, 5474, 5382, 5515, 5674, 5711, 5488, 5384, 5687, 5603, 5683, 5501, 5259, 5690, 5543, 5497, 5415, 5402, 5601, 5550, 5317, 5628, 5492, 5483, 5361, 5632, 5265, 5656, 5517, 5297, 5399, 5639, 5420, 5513, 5715, 5262, 5695, 5334, 5703, 5296, 5431, 5421, 5490, 5325, 5419, 5678, 5545, 5351, 5467, 5391, 5538
12	5271, 5360, 5398, 5306, 5366, 5553, 5466, 5361, 5586, 5369, 5555, 5379, 5303, 5326, 5668, 5626, 5578, 5528, 5627, 5650, 5410, 5371, 5705, 5280, 5541, 5566, 5264, 5455, 5305, 5704, 5677, 5348, 5476, 5400, 5605, 5278, 5395, 5623, 5591, 5629, 5521, 5330, 5703, 5293, 5610, 5638, 5377, 5267, 5411, 5406, 5252, 5589, 5405, 5598, 5679, 5289, 5284, 5403, 5415, 5320, 5328, 5611, 5720, 5393, 5547, 5671, 5691, 5692, 5617, 5614, 5661, 5364, 5422, 5260, 5674, 5257, 5388, 5318, 5250, 5502, 5551, 5644, 5689, 5613, 5301, 5460, 5334, 5479, 5294, 5642, 5343, 5375, 5458, 5448, 5503, 5536, 5365, 5256, 5438, 5299



13	5610, 5581, 5455, 5644, 5403, 5390, 5329, 5640, 5330, 5662, 5665, 5559, 5441, 5633, 5457, 5627, 5370, 5692, 5666, 5263, 5267, 5488, 5385, 5309, 5445, 5353, 5424, 5405, 5425, 5720, 5541, 5469, 5355, 5465, 5549, 5684, 5716, 5587, 5656, 5568, 5664, 5356, 5432, 5503, 5311, 5551, 5718, 5655, 5595, 5253, 5540, 5341, 5649, 5715, 5593, 5284, 5312, 5711, 5298, 5319, 5687, 5454, 5569, 5448, 5638, 5556, 5624, 5546, 5400, 5597, 5393, 5500, 5412, 5270, 5534, 5480, 5336, 5574, 5257, 5563, 5299, 5490, 5434, 5637, 5709, 5322, 5552, 5308, 5594, 5654, 5367, 5466, 5446, 5282, 5318, 5658, 5606, 5333, 5547, 5313
14	5519, 5583, 5717, 5294, 5461, 5396, 5252, 5630, 5558, 5492, 5412, 5572, 5612, 5455, 5543, 5571, 5390, 5265, 5567, 5261, 5382, 5625, 5584, 5496, 5370, 5502, 5286, 5258, 5581, 5376, 5311, 5454, 5556, 5440, 5541, 5589, 5544, 5343, 5337, 5592, 5613, 5686, 5531, 5565, 5525, 5706, 5331, 5297, 5306, 5398, 5310, 5510, 5594, 5408, 5691, 5689, 5369, 5665, 5462, 5368, 5639, 5504, 5546, 5687, 5471, 5350, 5611, 5724, 5566, 5255, 5275, 5712, 5452, 5277, 5485, 5253, 5676, 5304, 5453, 5723, 5620, 5517, 5361, 5538, 5477, 5532, 5623, 5339, 5560, 5522, 5299, 5439, 5563, 5347, 5486, 5349, 5621, 5668, 5697, 5557
15	5464, 5721, 5530, 5293, 5434, 5465, 5674, 5359, 5695, 5358, 5701, 5697, 5429, 5258, 5724, 5259, 5275, 5669, 5706, 5564, 5676, 5550, 5718, 5631, 5700, 5590, 5350, 5723, 5584, 5686, 5556, 5339, 5404, 5400, 5490, 5368, 5601, 5438, 5622, 5641, 5395, 5592, 5579, 5250, 5544, 5555, 5608, 5650, 5532, 5576, 5619, 5643, 5570, 5422, 5673, 5585, 5661, 5654, 5703, 5675, 5664, 5432, 5268, 5419, 5446, 5380, 5583, 5369, 5562, 5510, 5312, 5439, 5458, 5602, 5515, 5253, 5378, 5363, 5572, 5276, 5307, 5715, 5286, 5492, 5403, 5453, 5538, 5271, 5610, 5441, 5457, 5665, 5578, 5406, 5399, 5431, 5615, 5518, 5495, 5536
16	5476, 5556, 5526, 5305, 5467, 5546, 5456, 5517, 5351, 5509, 5271, 5387, 5435, 5597, 5577, 5381, 5274, 5392, 5609, 5339, 5417, 5334, 5580, 5325, 5323, 5709, 5681, 5676, 5563, 5539, 5623, 5675, 5356, 5666, 5520, 5553, 5699, 5639, 5723, 5611, 5283, 5348, 5462, 5529, 5402, 5518, 5250, 5284, 5663, 5390, 5370, 5617, 5615, 5288, 5261, 5415, 5538, 5266, 5541, 5315, 5374, 5560, 5431, 5477, 5655, 5443, 5612, 5506, 5651, 5706, 5635, 5583, 5311, 5690, 5297, 5382, 5656, 5430, 5292, 5688, 5259, 5280, 5385, 5554, 5294, 5670, 5438, 5475, 5640, 5360, 5300, 5652, 5451, 5719, 5521, 5703, 5362, 5567, 5673, 5608
17	5377, 5540, 5513, 5355, 5594, 5720, 5667, 5532, 5603, 5439, 5449, 5325, 5537, 5438, 5713, 5501, 5370, 5674, 5578, 5640, 5685, 5652, 5340, 5437, 5634, 5431, 5357, 5613, 5324, 5318, 5529, 5528, 5623, 5419, 5678, 5692, 5706, 5264, 5605, 5564, 5514, 5402, 5584, 5610, 5368, 5498, 5550, 5444, 5252, 5316, 5707, 5672, 5319, 5295, 5473, 5580, 5262, 5609, 5643, 5476, 5590, 5312, 5489, 5467, 5363, 5500, 5645, 5599, 5642, 5281, 5628, 5321, 5379, 5655, 5436, 5334, 5543, 5369, 5478, 5424, 5615, 5579, 5468, 5460, 5710, 5313, 5267, 5341, 5315, 5531, 5650, 5718, 5289, 5658, 5405, 5342, 5556, 5466, 5470, 5331
18	5301, 5548, 5357, 5556, 5554, 5520, 5506, 5396, 5545, 5631, 5703, 5425, 5690, 5375, 5528, 5429, 5345, 5510, 5306, 5609, 5657, 5544, 5661, 5456, 5578, 5635, 5339, 5441, 5691, 5477, 5533, 5655, 5258, 5603, 5338, 5509, 5617, 5259, 5709, 5524, 5330, 5664, 5496, 5542, 5532, 5705, 5634, 5426, 5531, 5311, 5722, 5407, 5347, 5611, 5354, 5654, 5381, 5711, 5670, 5586, 5561, 5277, 5316, 5371, 5452, 5457, 5669, 5377, 5500, 5373, 5461, 5310, 5448, 5369, 5597, 5390, 5413, 5720, 5463, 5353, 5392, 5262, 5499, 5493, 5543, 5398, 5278, 5579, 5697, 5560, 5676, 5491, 5256, 5281, 5592, 5415, 5326, 5455, 5651, 5257


19	5521, 5721, 5501, 5320, 5363, 5581, 5436, 5548, 5631, 5691, 5309, 5571, 5690, 5276, 5392, 5261, 5471, 5371, 5660, 5463, 5718, 5537, 5491, 5683, 5645, 5595, 5586, 5396, 5346, 5350, 5437, 5582, 5653, 5492, 5264, 5603, 5385, 5328, 5376, 5649, 5272, 5475, 5460, 5473, 5438, 5270, 5666, 5524, 5268, 5326, 5705, 5330, 5349, 5596, 5361, 5305, 5514, 5646, 5675, 5520, 5416, 5572, 5534, 5574, 5580, 5430, 5584, 5613, 5353, 5458, 5551, 5668, 5265, 5311, 5696, 5562, 5421, 5465, 5527, 5590, 5647, 5422, 5632, 5621, 5474, 5266, 5477, 5391, 5420, 5512, 5604, 5327, 5351, 5456, 5498, 5338, 5255, 5323, 5342, 5292
20	5471, 5435, 5670, 5551, 5324, 5343, 5683, 5659, 5681, 5642, 5650, 5491, 5715, 5675, 5555, 5554, 5639, 5436, 5590, 5476, 5469, 5544, 5383, 5606, 5575, 5341, 5302, 5647, 5614, 5643, 5425, 5391, 5577, 5618, 5628, 5421, 5603, 5686, 5322, 5406, 5635, 5457, 5724, 5301, 5366, 5610, 5651, 5462, 5270, 5558, 5609, 5255, 5682, 5709, 5607, 5569, 5719, 5371, 5543, 5397, 5312, 5417, 5334, 5352, 5572, 5494, 5326, 5400, 5546, 5597, 5490, 5465, 5283, 5660, 5268, 5353, 5573, 5285, 5410, 5396, 5408, 5668, 5475, 5339, 5481, 5498, 5582, 5484, 5279, 5534, 5578, 5411, 5531, 5253, 5376, 5321, 5583, 5710, 5557, 5499
21	5377, 5471, 5454, 5582, 5336, 5580, 5399, 5416, 5484, 5629, 5252, 5692, 5487, 5724, 5279, 5482, 5401, 5717, 5250, 5363, 5292, 5676, 5509, 5293, 5300, 5299, 5541, 5451, 5623, 5565, 5354, 5288, 5701, 5566, 5298, 5341, 5420, 5657, 5632, 5546, 5558, 5412, 5307, 5710, 5531, 5662, 5404, 5325, 5283, 5457, 5469, 5365, 5506, 5350, 5532, 5708, 5411, 5548, 5540, 5534, 5694, 5267, 5287, 5671, 5555, 5504, 5320, 5517, 5410, 5672, 5311, 5388, 5327, 5551, 5596, 5396, 5553, 5359, 5306, 5563, 5437, 5425, 5337, 5333, 5351, 5520, 5529, 5263, 5606, 5638, 5628, 5321, 5695, 5445, 5432, 5604, 5612, 5715, 5360, 5430
22	5478, 5548, 5571, 5367, 5703, 5660, 5368, 5272, 5260, 5420, 5282, 5608, 5540, 5365, 5690, 5339, 5309, 5519, 5428, 5706, 5582, 5386, 5526, 5671, 5361, 5678, 5380, 5372, 5542, 5623, 5533, 5421, 5462, 5639, 5481, 5285, 5617, 5628, 5484, 5297, 5427, 5291, 5304, 5414, 5682, 5604, 5693, 5390, 5264, 5552, 5409, 5369, 5493, 5496, 5410, 5543, 5636, 5321, 5429, 5510, 5692, 5255, 5513, 5534, 5615, 5591, 5634, 5418, 5326, 5419, 5599, 5263, 5547, 5489, 5432, 5379, 5673, 5465, 5472, 5573, 5576, 5713, 5559, 5658, 5487, 5688, 5598, 5697, 5494, 5437, 5685, 5586, 5436, 5490, 5592, 5385, 5664, 5719, 5670, 5711
23	5558, 5649, 5417, 5602, 5378, 5564, 5259, 5401, 5553, 5261, 5677, 5551, 5557, 5625, 5373, 5404, 5435, 5355, 5529, 5285, 5521, 5668, 5323, 5372, 5308, 5594, 5270, 5501, 5676, 5274, 5600, 5329, 5348, 5685, 5672, 5689, 5275, 5606, 5635, 5413, 5638, 5695, 5328, 5400, 5414, 5371, 5349, 5409, 5483, 5359, 5304, 5370, 5462, 5464, 5640, 5532, 5552, 5657, 5604, 5573, 5458, 5342, 5317, 5353, 5500, 5392, 5648, 5571, 5271, 5438, 5711, 5487, 5603, 5681, 5488, 5718, 5489, 5284, 5408, 5662, 5531, 5365, 5610, 5703, 5363, 5499, 5310, 5457, 5585, 5440, 5475, 5631, 5520, 5474, 5411, 5650, 5335, 5420, 5476, 5264
24	5385, 5611, 5477, 5562, 5317, 5670, 5293, 5462, 5560, 5627, 5304, 5648, 5399, 5604, 5717, 5639, 5503, 5555, 5687, 5494, 5512, 5353, 5640, 5392, 5427, 5387, 5628, 5396, 5665, 5431, 5417, 5656, 5633, 5632, 5719, 5607, 5591, 5471, 5708, 5542, 5587, 5380, 5696, 5323, 5479, 5397, 5395, 5581, 5269, 5410, 5588, 5590, 5573, 5556, 5440, 5457, 5526, 5705, 5343, 5281, 5443, 5527, 5393, 5383, 5458, 5498, 5412, 5545, 5657, 5564, 5663, 5534, 5439, 5649, 5553, 5362, 5408, 5409, 5313, 5495, 5356, 5724, 5723, 5664, 5643, 5481, 5677, 5580, 5398, 5721, 5583, 5280, 5600, 5601, 5407, 5619, 5474, 5707, 5681, 5522

25	5548, 5588, 5700, 5560, 5514, 5403, 5353, 5630, 5406, 5606, 5543, 5332, 5295, 5639, 5384, 5716, 5267, 5298, 5674, 5358, 5331, 5484, 5262, 5478, 5544, 5487, 5686, 5400, 5493, 5485, 5256, 5338, 5475, 5534, 5252, 5582, 5506, 5286, 5721, 5513, 5663, 5585, 5715, 5308, 5483, 5680, 5454, 5450, 5265, 5550, 5590, 5407, 5620, 5554, 5563, 5284, 5356, 5635, 5266, 5515, 5690, 5436, 5341, 5306, 5583, 5650, 5350, 5416, 5255, 5668, 5481, 5591, 5419, 5386, 5522, 5561, 5611, 5719, 5310, 5489, 5368, 5443, 5316, 5402, 5319, 5621, 5390, 5363, 5482, 5724, 5626, 5480, 5645, 5593, 5291, 5649, 5380, 5633, 5614, 5287
26	5564, 5468, 5686, 5414, 5618, 5332, 5641, 5315, 5719, 5514, 5549, 5426, 5700, 5455, 5280, 5653, 5439, 5511, 5463, 5287, 5289, 5445, 5589, 5349, 5535, 5548, 5684, 5565, 5637, 5296, 5346, 5547, 5254, 5358, 5705, 5275, 5473, 5334, 5257, 5545, 5597, 5304, 5625, 5316, 5668, 5538, 5534, 5506, 5550, 5628, 5604, 5722, 5586, 5421, 5342, 5720, 5561, 5311, 5605, 5267, 5495, 5639, 5619, 5515, 5288, 5266, 5259, 5648, 5568, 5385, 5452, 5361, 5553, 5338, 5269, 5271, 5610, 5651, 5458, 5571, 5281, 5299, 5417, 5376, 5601, 5283, 5609, 5694, 5462, 5693, 5413, 5523, 5344, 5435, 5616, 5427, 5478, 5265, 5423, 5665
27	5312, 5493, 5343, 5314, 5547, 5615, 5390, 5381, 5571, 5360, 5449, 5315, 5703, 5461, 5482, 5480, 5471, 5719, 5568, 5642, 5607, 5684, 5543, 5395, 5288, 5720, 5422, 5656, 5481, 5681, 5528, 5613, 5385, 5520, 5657, 5387, 5653, 5633, 5675, 5716, 5598, 5685, 5475, 5306, 5666, 5522, 5273, 5665, 5474, 5411, 5545, 5523, 5718, 5250, 5579, 5262, 5420, 5362, 5674, 5478, 5498, 5307, 5408, 5538, 5407, 5702, 5337, 5648, 5517, 5505, 5636, 5304, 5326, 5509, 5406, 5596, 5608, 5428, 5450, 5530, 5358, 5485, 5612, 5345, 5510, 5521, 5696, 5354, 5431, 5616, 5711, 5297, 5320, 5527, 5396, 5415, 5310, 5488, 5333, 5277
28	5546, 5465, 5575, 5417, 5303, 5428, 5714, 5470, 5664, 5283, 5288, 5455, 5290, 5713, 5593, 5378, 5425, 5366, 5498, 5317, 5254, 5277, 5539, 5443, 5472, 5491, 5258, 5369, 5391, 5352, 5404, 5362, 5574, 5604, 5582, 5662, 5614, 5313, 5345, 5466, 5339, 5529, 5515, 5723, 5432, 5570, 5359, 5439, 5724, 5654, 5271, 5701, 5494, 5592, 5436, 5544, 5307, 5697, 5350, 5433, 5510, 5268, 5315, 5615, 5452, 5505, 5402, 5535, 5497, 5531, 5282, 5253, 5573, 5526, 5430, 5525, 5721, 5367, 5463, 5361, 5251, 5682, 5683, 5661, 5306, 5471, 5327, 5286, 5401, 5278, 5297, 5501, 5264, 5384, 5658, 5653, 5287, 5685, 5376, 5449
29	5279, 5414, 5308, 5449, 5329, 5412, 5527, 5667, 5623, 5348, 5335, 5342, 5691, 5649, 5520, 5620, 5473, 5646, 5396, 5498, 5282, 5660, 5653, 5578, 5299, 5417, 5548, 5361, 5269, 5356, 5370, 5366, 5714, 5541, 5290, 5489, 5441, 5359, 5497, 5633, 5479, 5513, 5350, 5318, 5550, 5487, 5256, 5558, 5651, 5706, 5416, 5415, 5320, 5650, 5654, 5617, 5367, 5526, 5357, 5463, 5566, 5565, 5608, 5468, 5721, 5382, 5375, 5719, 5469, 5629, 5346, 5708, 5315, 5322, 5457, 5551, 5640, 5493, 5426, 5675, 5670, 5435, 5663, 5352, 5363, 5343, 5543, 5438, 5297, 5662, 5590, 5619, 5556, 5509, 5418, 5334, 5325, 5545, 5330, 5503
30	5483, 5557, 5673, 5422, 5547, 5477, 5707, 5438, 5561, 5712, 5282, 5412, 5338, 5367, 5296, 5638, 5548, 5504, 5265, 5446, 5685, 5521, 5613, 5555, 5697, 5470, 5692, 5429, 5683, 5426, 5544, 5677, 5676, 5527, 5322, 5304, 5419, 5541, 5381, 5460, 5313, 5630, 5471, 5503, 5451, 5586, 5499, 5657, 5554, 5556, 5704, 5258, 5699, 5493, 5636, 5670, 5537, 5603, 5719, 5647, 5396, 5562, 5574, 5262, 5395, 5672, 5359, 5500, 5257, 5609, 5365, 5667, 5482, 5389, 5320, 5531, 5289, 5425, 5476, 5333, 5403, 5652, 5522, 5585, 5274, 5624, 5596, 5385, 5637, 5703, 5394, 5309, 5651, 5722, 5643, 5285, 5343, 5485, 5457, 5418

\*Pulse Width (μs) = 1; PRI (μs) = 333; No of Pulses per Burst = 9 and No of Bursts = 100.

## 6 PHOTOGRAPHS OF EUT SETUP

The setup photo of the DFS test was provided below.



## 7 LIST OF TEST EQUIPMENT

Table 7.1 List of Test Equipment Used

Asset ID	Manufacturer	Type	Description	Model	Serial	Calibration Date	Calibration Due	Calibration Type
<a href="#">E514</a>	EMCO	Horn Antenna	Double Ridged Horn 1-18 Ghz	3115	6427	2019-01-23	2021-01-23	Requires Calibration
<a href="#">E518</a>	EMCO	Horn Antenna	Double Ridged Horn 1-18 Ghz	3115	6431	2019-01-23	2021-01-23	Requires Calibration
<a href="#">E1356</a>	Hewlett Packard	Pre-Amplifier	Pre-Amplifier 1-26.5GHz	8449B	3008A01353	2018-09-10	2020-09-10	Requires Calibration
<a href="#">E1123</a>	IXIA Technologies	Traffic Generator & Performance Analyzer		WaveTest 20	WT20-X1120005	2012-10-11	2015-10-11	Calibration Not Required
<a href="#">E907</a>	Rohde & Schwarz	Test Receiver	EMI (20Hz to 40 GHz)-150 +30dBm	ESIB40	100101	2018-04-17	2020-04-17	Requires Calibration

## 8 TEST FACILITIES

All measurement facilities used to collect the measurement data under normal condition are located at 600-700 Mountain Avenue, Murray Hill, New Jersey 07974-0636 USA. The field strength measurements of radiated spurious emissions are made in an FCC and IC registered semi-anechoic chamber AR9 (FCC Site Registration Number: 896745, IC Filing Numbers: 6933F-9). The sites were constructed and are continuously in conformance with the requirements of ANSI C63.4 and CISPR Publication 32.

Nokia Global Product Compliance Laboratory is accredited with the US Department of Commerce National Institute of Standards and Technology's National Voluntary Laboratory Accreditation Program (NVLAP) for satisfactory compliance with criteria established in Title 15, Part 7 Code of Federal Regulations for offering test services for selected test methods in Electromagnetic Compatibility; Voluntary Control Council for Interference (VCCI), Japan; Australian Communications and Media Authority (ACMA). The laboratory is ISO 9001:2008 Certified.



## 9 REFERENCES

- [1]. FCC-ISED-CE Dynamic Frequency Selection
- [2]. Title 47 Code of Federal Regulations (CFR) Parts 2 and 15.
- [3]. FCC KDB 905462 D02, Compliance Measurement Procedures for Unlicensed-National Information Infrastructure Devices Operating in the 5250-5350 Mhz and 5470-5725 MHz Bands Incorporating Dynamic Frequency Selection, April 8, 2016, v02.