

Exhibit 11 – Test Setup Photographs

from Part 96 Test Report


4.8 PHOTOGRAPHS OF THE TEST SETUPS

Response:

The photographs of the test setups for the FW2QMBOM1 Band 48 , FCC ID: 2AD8UFW2QMBOM1 are attached below.


4.8.1 Transmitter Antenna Port Measurements

Test Setup for RF Power, Modulation, PAR, Occupied Bandwidth and Conducted Spurious Emissions.




4.8.2 Transmitter Antenna Port Contention Protocol (LBT) Measurements

Test Setup for Antenna Port Contention Protocol (LBT).




4.8.3 Radiated Test Setup


Radiated Test Setup 30 MHz – 1 GHz



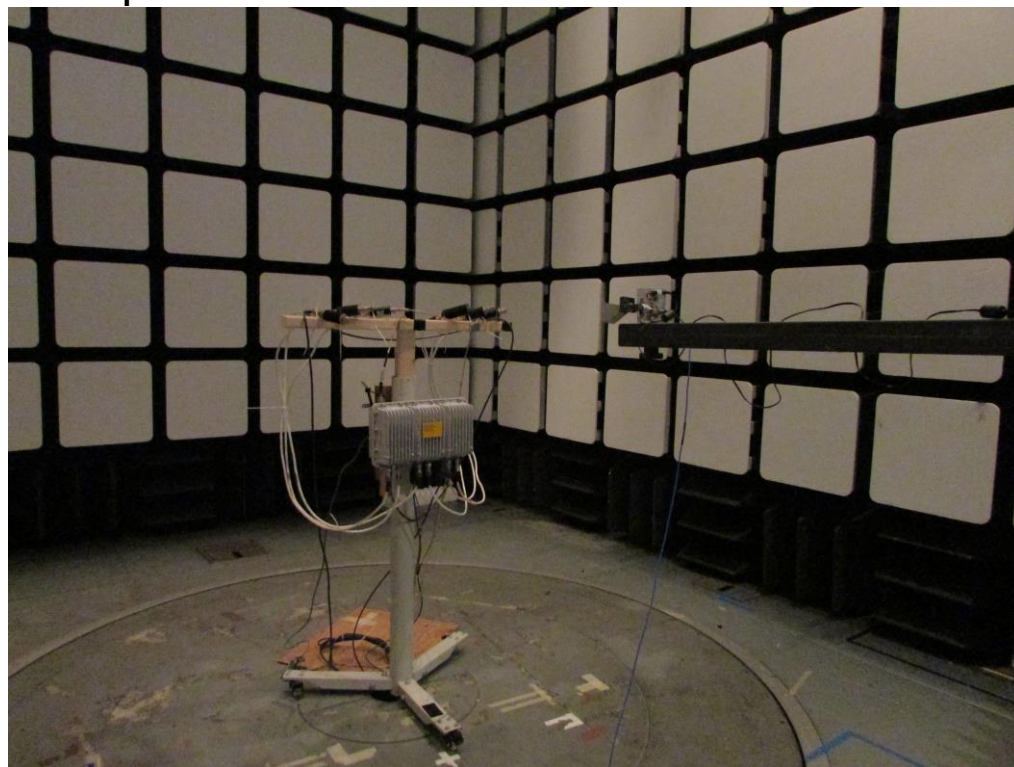
Radiated Test Setup 1 GHz – 18 GHz



Radiated Test Setup 18 GHz- 26.5 GHz





Radiated Test Setup 26.5 GHz - 40 GHz



4.8.4 Frequency Stability Test Photos









4.8.5 Spectrum Allocation Server Protocol Test Photos

