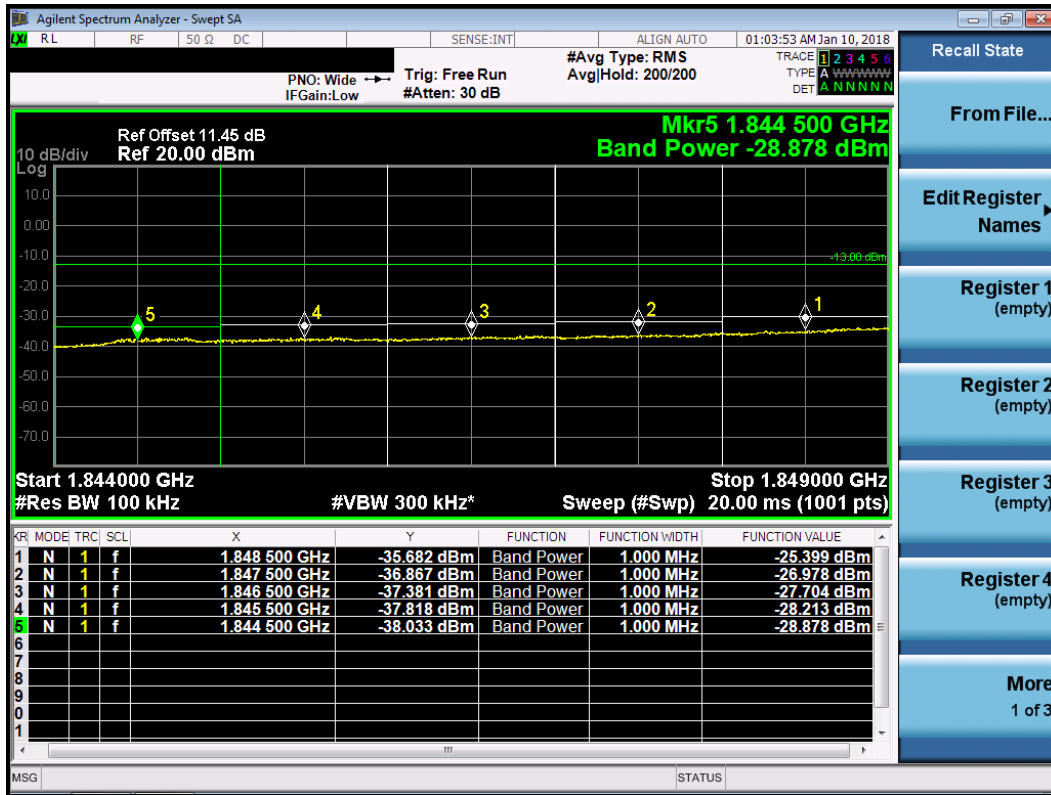
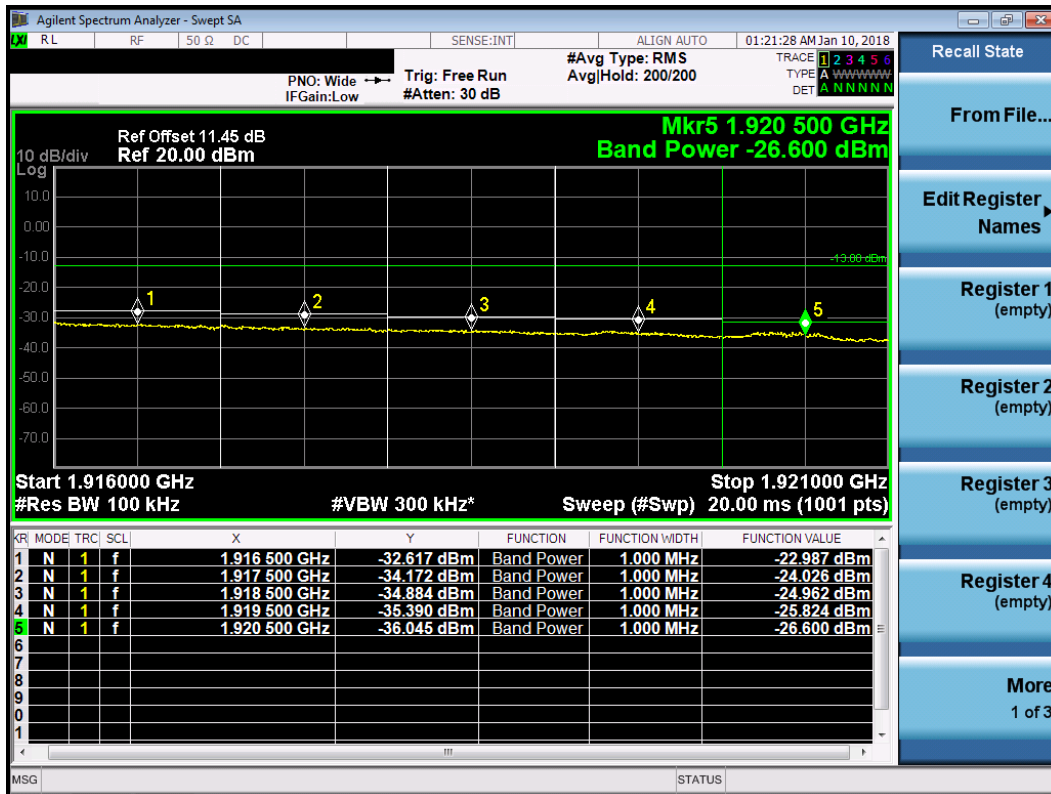


Measured Band Edge Result									
Channel Bandwidth (MHz)	Modulation	Freq. (MHz)	RB Size	RB offset	Range (MHz)	ANT 0 (dBm)	ANT 2 (dBm)	Total (dBm)	Limit (dBm)
10	QPSK	1855	1	0	1849~1848	-35.198	-36.392	-32.74	-13.00
					1848~1847	-41.808	-42.481	-39.12	-13.00
					1847~1846	-41.036	-42.682	-38.77	-13.00
					1846~1845	-44.915	-46.451	-42.61	-13.00
					1845~1844	-46.826	-47.958	-44.34	-13.00
10	QPSK	1855	50	0	1849~1848	-25.399	-25.657	-22.52	-13.00
					1848~1847	-26.978	-26.587	-23.77	-13.00
					1847~1846	-27.704	-26.754	-24.19	-13.00
					1846~1845	-28.213	-27.445	-24.80	-13.00
					1845~1844	-28.878	-27.912	-25.36	-13.00
10	QPSK	1910	1	49	1916~1917	-37.262	-36.427	-33.81	-13.00
					1917~1918	-43.184	-42.400	-39.76	-13.00
					1918~1919	-41.763	-43.319	-39.46	-13.00
					1919~1920	-46.180	-46.301	-43.23	-13.00
					1920~1921	-48.038	-47.684	-44.85	-13.00
10	QPSK	1910	50	0	1916~1917	-24.779	-22.987	-20.78	-13.00
					1917~1918	-26.006	-24.026	-21.89	-13.00
					1918~1919	-26.636	-24.962	-22.71	-13.00
					1919~1920	-27.316	-25.824	-23.50	-13.00
					1920~1921	-28.190	-26.600	-24.31	-13.00

Worst Plot of QPSK, Low Channel

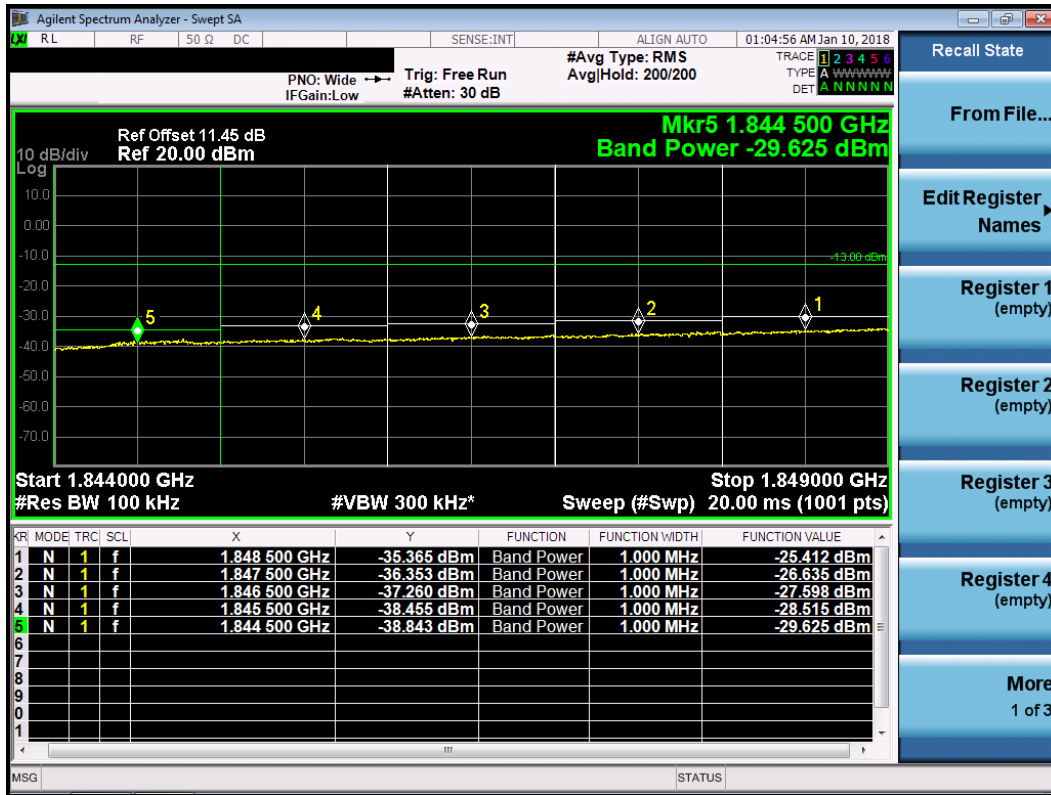


Worst Plot of QPSK, High Channel

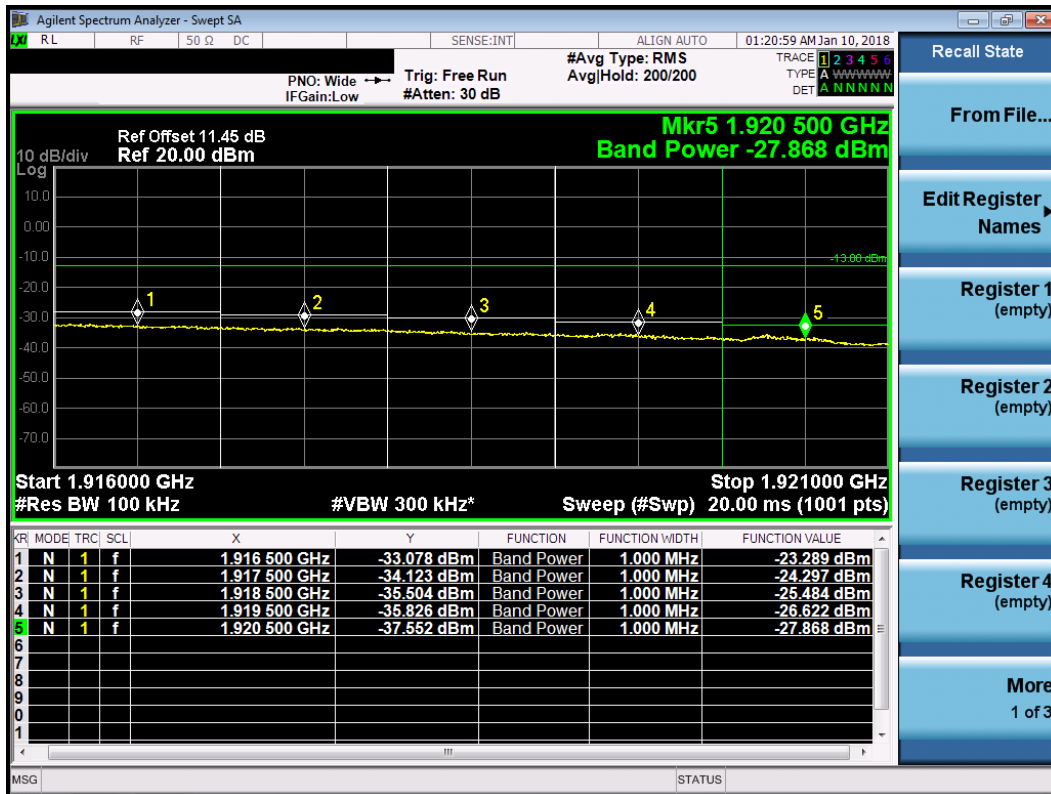


Measured Band Edge Result									
Channel Bandwidth (MHz)	Modulation	Freq. (MHz)	RB Size	RB offset	Range (MHz)	ANT 0 (dBm)	ANT 2 (dBm)	Total (dBm)	Limit (dBm)
10	16QAM	1855	1	0	1849~1848	-36.356	-37.547	-33.90	-13.00
					1848~1847	-42.520	-43.372	-39.91	-13.00
					1847~1846	-42.480	-42.771	-39.61	-13.00
					1846~1845	-45.725	-47.191	-43.39	-13.00
					1845~1844	-47.180	-48.456	-44.76	-13.00
10	16QAM	1855	50	0	1849~1848	-25.412	-27.106	-23.17	-13.00
					1848~1847	-26.635	-27.987	-24.25	-13.00
					1847~1846	-27.598	-28.731	-25.12	-13.00
					1846~1845	-28.515	-29.573	-26.00	-13.00
					1845~1844	-29.625	-30.513	-27.04	-13.00
10	16QAM	1910	1	49	1916~1917	-38.353	-37.650	-34.98	-13.00
					1917~1918	-43.936	-43.167	-40.52	-13.00
					1918~1919	-43.426	-44.273	-40.82	-13.00
					1919~1920	-47.139	-46.986	-44.05	-13.00
					1920~1921	-48.471	-48.119	-45.28	-13.00
10	16QAM	1910	50	0	1916~1917	-25.310	-23.289	-21.17	-13.00
					1917~1918	-26.387	-24.297	-22.21	-13.00
					1918~1919	-27.258	-25.484	-23.27	-13.00
					1919~1920	-28.037	-26.622	-24.26	-13.00
					1920~1921	-29.175	-27.868	-25.46	-13.00

Worst Plot of 16QAM, Low Channel

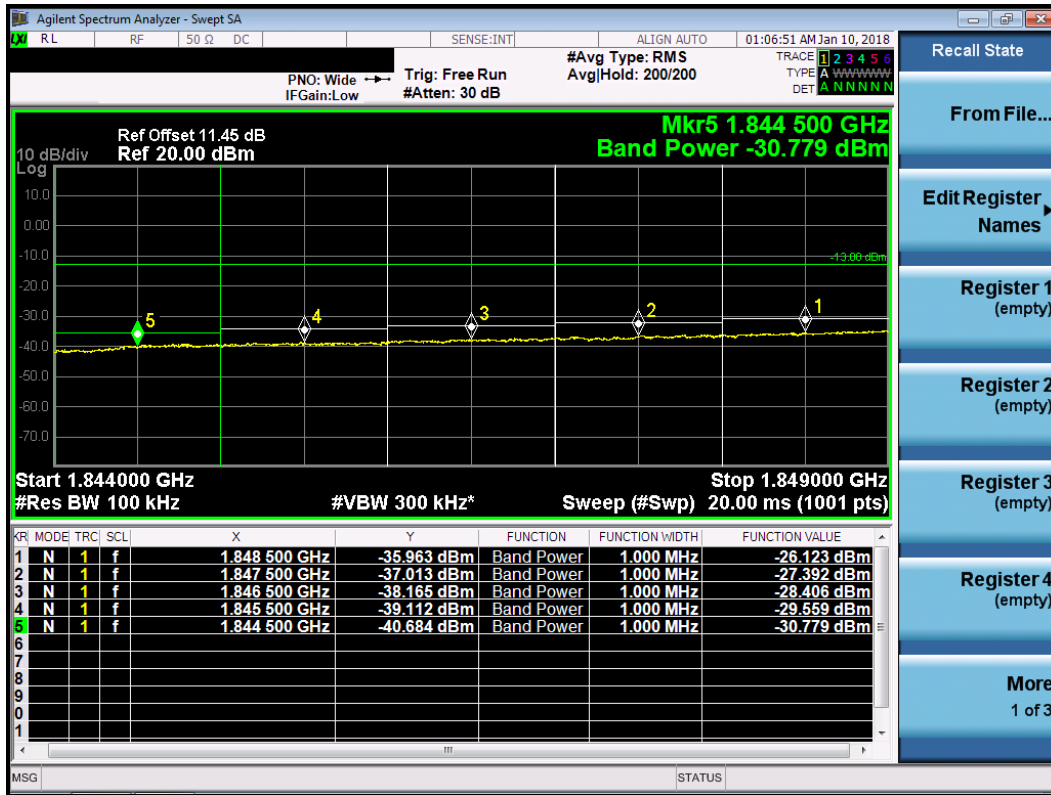


Worst Plot of 16QAM, High Channel

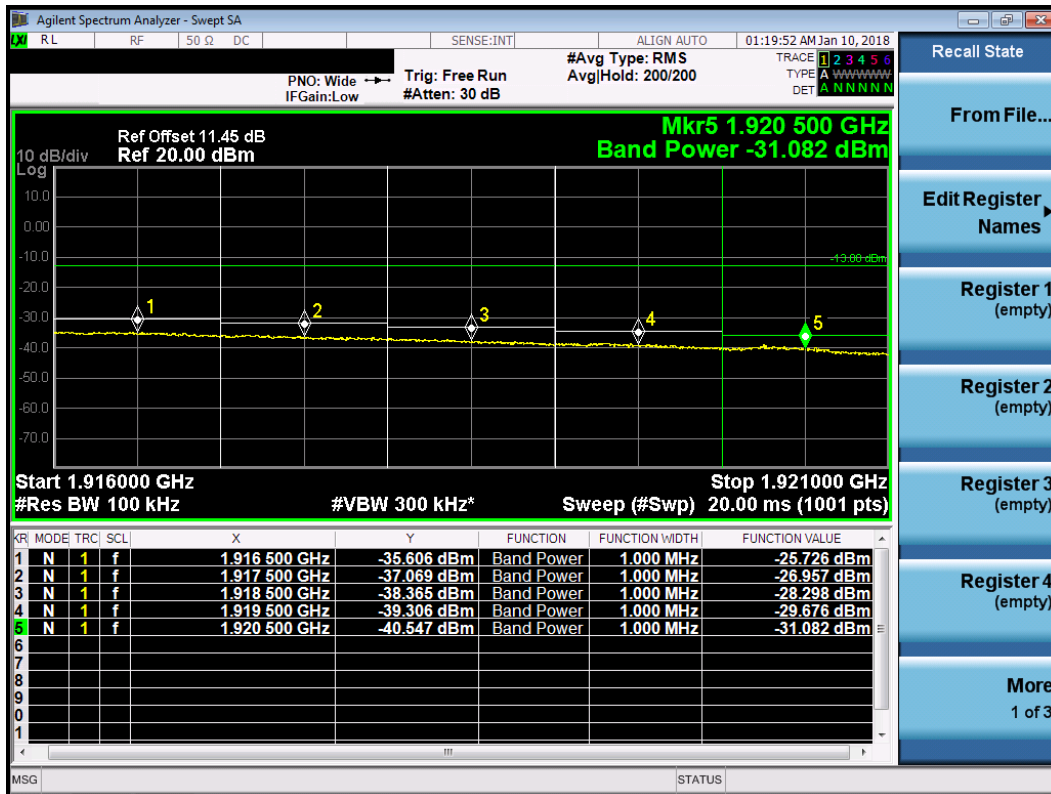


Measured Band Edge Result									
Channel Bandwidth (MHz)	Modulation	Freq. (MHz)	RB Size	RB offset	Range (MHz)	ANT 0 (dBm)	ANT 2 (dBm)	Total (dBm)	Limit (dBm)
10	64QAM	1855	1	0	1849~1848	-37.028	-39.070	-34.92	-13.00
					1848~1847	-43.027	-44.756	-40.80	-13.00
					1847~1846	-44.006	-44.561	-41.26	-13.00
					1846~1845	-46.520	-48.504	-44.39	-13.00
					1845~1844	-47.639	-49.496	-45.46	-13.00
10	64QAM	1855	50	0	1849~1848	-26.123	-27.082	-23.57	-13.00
					1848~1847	-27.392	-28.324	-24.82	-13.00
					1847~1846	-28.406	-29.292	-25.82	-13.00
					1846~1845	-29.559	-30.299	-26.90	-13.00
					1845~1844	-30.779	-31.675	-28.19	-13.00
10	64QAM	1910	1	49	1916~1917	-39.221	-38.542	-35.86	-13.00
					1917~1918	-44.752	-43.960	-41.33	-13.00
					1918~1919	-45.446	-45.124	-42.27	-13.00
					1919~1920	-48.176	-47.987	-45.07	-13.00
					1920~1921	-49.385	-49.044	-46.20	-13.00
10	64QAM	1910	50	0	1916~1917	-28.778	-25.726	-23.98	-13.00
					1917~1918	-29.891	-26.957	-25.17	-13.00
					1918~1919	-30.866	-28.298	-26.38	-13.00
					1919~1920	-31.843	-29.676	-27.62	-13.00
					1920~1921	-33.164	-31.082	-28.99	-13.00

Worst Plot of 64QAM, Low Channel

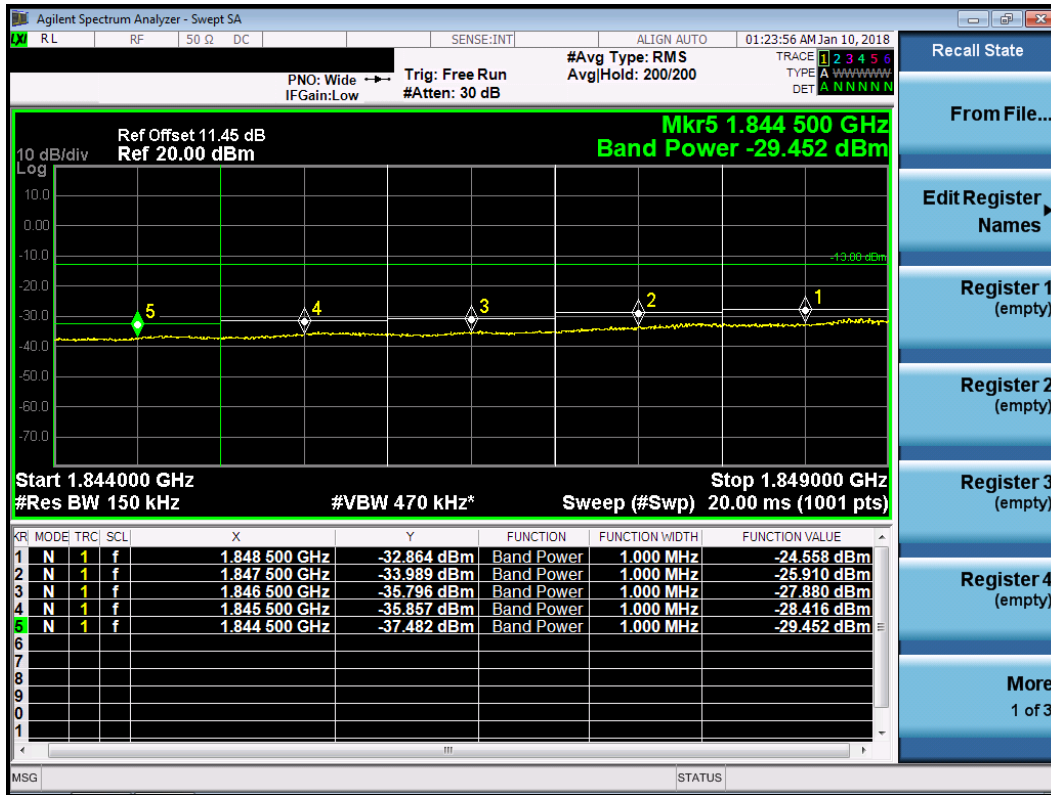


Worst Plot of 64QAM, High Channel

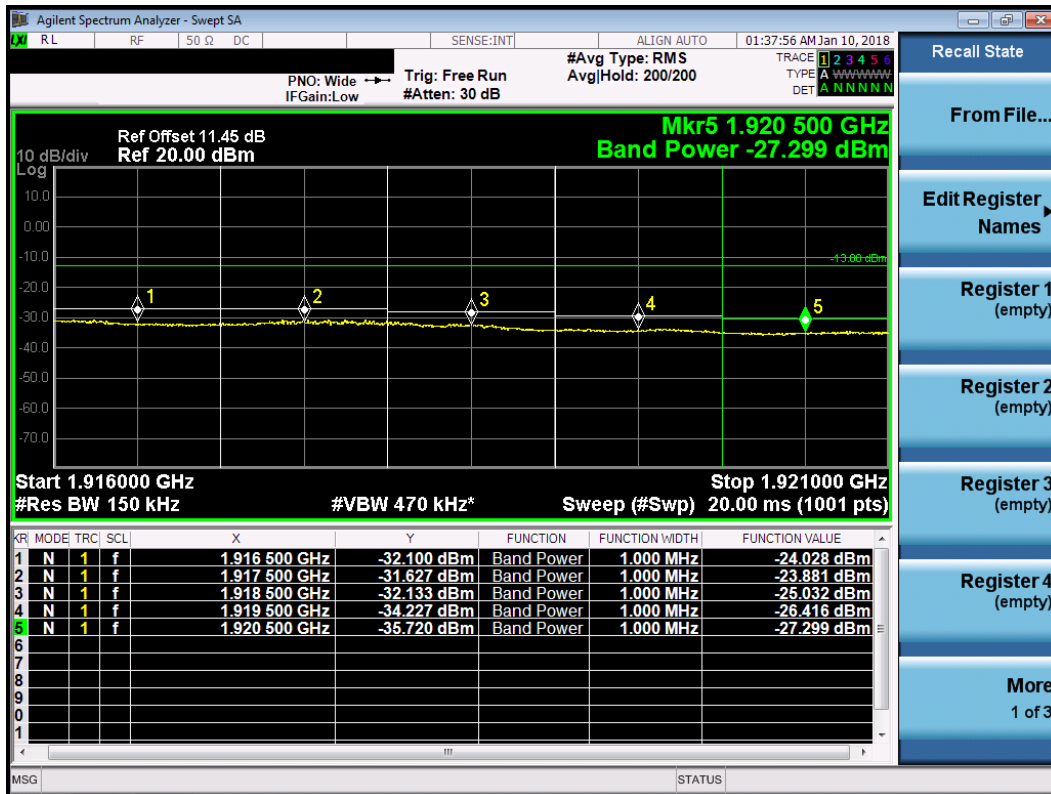


Measured Band Edge Result									
Channel Bandwidth (MHz)	Modulation	Freq. (MHz)	RB Size	RB offset	Range (MHz)	ANT 0 (dBm)	ANT 2 (dBm)	Total (dBm)	Limit (dBm)
15	QPSK	1857.5	1	0	1849~1848	-35.413	-36.547	-32.93	-13.00
					1848~1847	-39.890	-40.485	-37.17	-13.00
					1847~1846	-42.293	-43.008	-39.63	-13.00
					1846~1845	-44.511	-45.601	-42.01	-13.00
					1845~1844	-42.214	-40.977	-38.54	-13.00
15	QPSK	1857.5	75	0	1849~1848	-25.634	-24.558	-22.05	-13.00
					1848~1847	-26.450	-25.910	-23.16	-13.00
					1847~1846	-27.680	-27.880	-24.77	-13.00
					1846~1845	-28.234	-28.416	-25.31	-13.00
					1845~1844	-29.327	-29.452	-26.38	-13.00
15	QPSK	1907.5	1	74	1916~1917	-37.954	-36.926	-34.40	-13.00
					1917~1918	-42.029	-40.606	-38.25	-13.00
					1918~1919	-44.376	-43.128	-40.70	-13.00
					1919~1920	-46.375	-45.485	-42.90	-13.00
					1920~1921	-39.608	-40.267	-36.91	-13.00
15	QPSK	1907.5	75	0	1916~1917	-24.028	-24.109	-21.06	-13.00
					1917~1918	-23.881	-24.479	-21.16	-13.00
					1918~1919	-25.032	-25.532	-22.26	-13.00
					1919~1920	-26.416	-26.561	-23.48	-13.00
					1920~1921	-27.299	-27.361	-24.32	-13.00

Worst Plot of QPSK, Low Channel

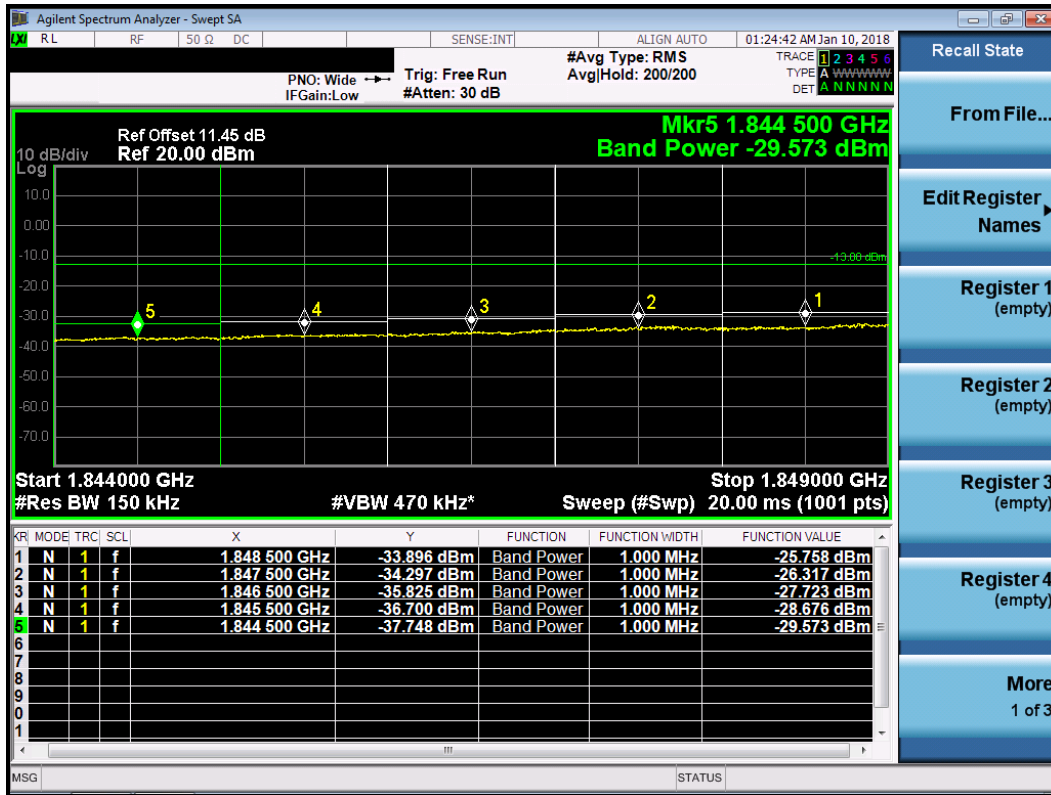


Worst Plot of QPSK, High Channel

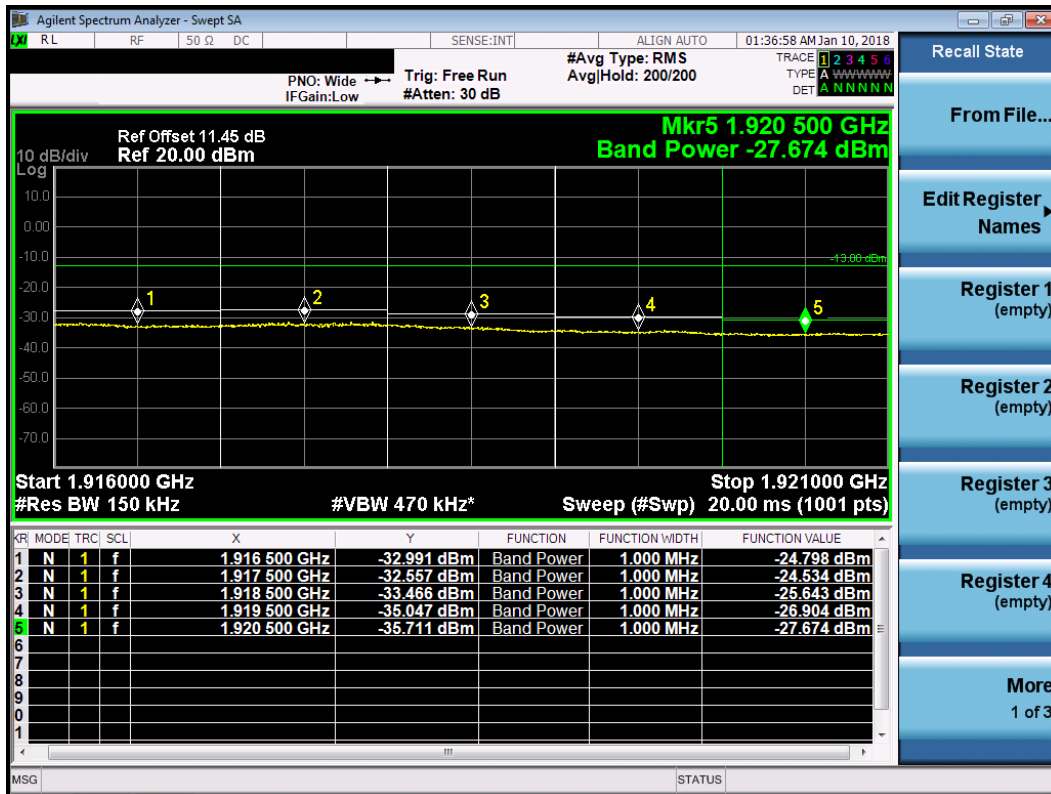


Measured Band Edge Result									
Channel Bandwidth (MHz)	Modulation	Freq. (MHz)	RB Size	RB offset	Range (MHz)	ANT 0 (dBm)	ANT 2 (dBm)	Total (dBm)	Limit (dBm)
15	16QAM	1857.5	1	0	1849~1848	-36.348	-37.362	-33.82	-13.00
					1848~1847	-40.635	-41.326	-37.96	-13.00
					1847~1846	-42.946	-43.778	-40.33	-13.00
					1846~1845	-45.115	-46.232	-42.63	-13.00
					1845~1844	-43.543	-41.932	-39.65	-13.00
15	16QAM	1857.5	75	0	1849~1848	-25.758	-26.296	-23.01	-13.00
					1848~1847	-26.317	-26.887	-23.58	-13.00
					1847~1846	-27.723	-28.562	-25.11	-13.00
					1846~1845	-28.676	-29.682	-26.14	-13.00
					1845~1844	-29.573	-30.196	-26.86	-13.00
15	16QAM	1907.5	1	74	1916~1917	-38.957	-37.828	-35.35	-13.00
					1917~1918	-43.002	-41.351	-39.09	-13.00
					1918~1919	-45.487	-43.948	-41.64	-13.00
					1919~1920	-47.478	-46.150	-43.75	-13.00
					1920~1921	-42.358	-41.377	-38.83	-13.00
15	16QAM	1907.5	75	0	1916~1917	-24.798	-25.434	-22.09	-13.00
					1917~1918	-24.534	-25.486	-21.97	-13.00
					1918~1919	-25.643	-27.094	-23.30	-13.00
					1919~1920	-26.904	-28.464	-24.60	-13.00
					1920~1921	-27.674	-29.211	-25.36	-13.00

Worst Plot of 16QAM, Low Channel

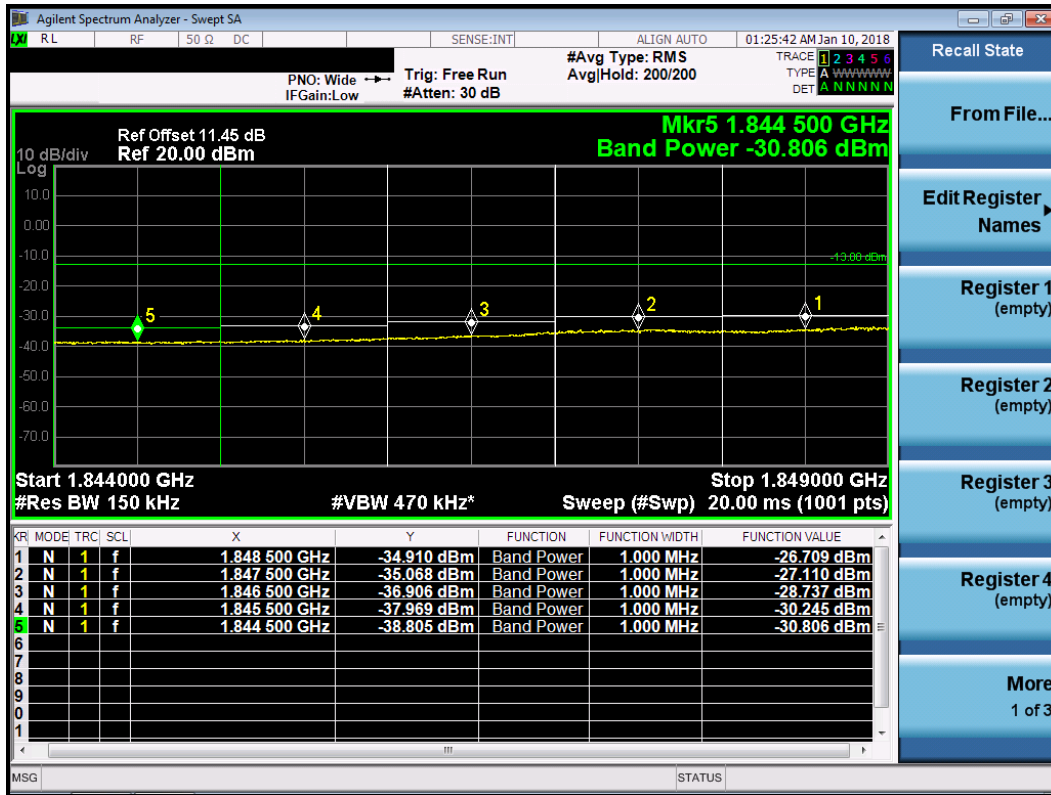


Worst Plot of 16QAM, High Channel

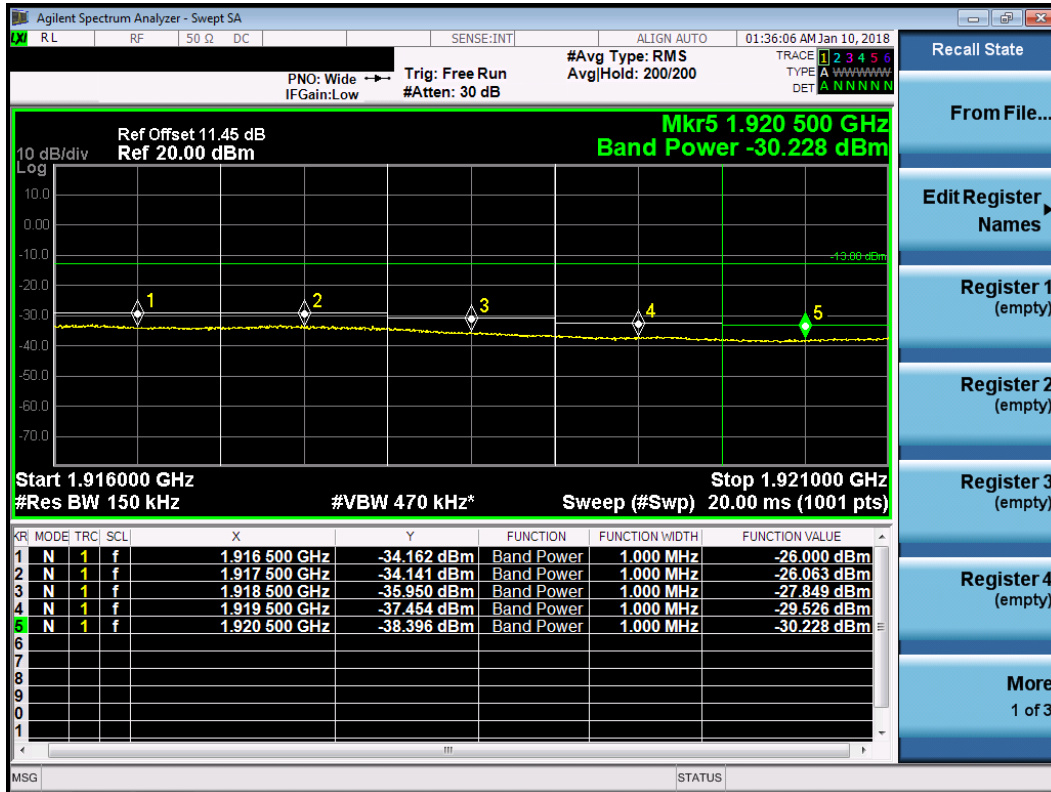


Measured Band Edge Result									
Channel Bandwidth (MHz)	Modulation	Freq. (MHz)	RB Size	RB offset	Range (MHz)	ANT 0 (dBm)	ANT 2 (dBm)	Total (dBm)	Limit (dBm)
15	64QAM	1857.5	1	0	1849~1848	-37.284	-39.175	-35.12	-13.00
					1848~1847	-41.414	-42.852	-39.06	-13.00
					1847~1846	-43.634	-45.210	-41.34	-13.00
					1846~1845	-45.713	-47.557	-43.53	-13.00
					1845~1844	-44.569	-44.579	-41.56	-13.00
15	64QAM	1857.5	75	0	1849~1848	-28.428	-26.709	-24.47	-13.00
					1848~1847	-29.011	-27.110	-24.95	-13.00
					1847~1846	-30.613	-28.737	-26.56	-13.00
					1846~1845	-31.686	-30.245	-27.90	-13.00
					1845~1844	-32.628	-30.806	-28.61	-13.00
15	64QAM	1907.5	1	74	1916~1917	-39.705	-38.428	-36.01	-13.00
					1917~1918	-43.732	-42.350	-39.98	-13.00
					1918~1919	-46.142	-44.899	-42.47	-13.00
					1919~1920	-47.986	-47.125	-44.52	-13.00
					1920~1921	-42.487	-42.412	-39.44	-13.00
15	64QAM	1907.5	75	0	1916~1917	-27.760	-26.000	-23.78	-13.00
					1917~1918	-27.482	-26.063	-23.70	-13.00
					1918~1919	-28.595	-27.849	-25.20	-13.00
					1919~1920	-29.925	-29.526	-26.71	-13.00
					1920~1921	-30.737	-30.228	-27.46	-13.00

Worst Plot of 64QAM, Low Channel

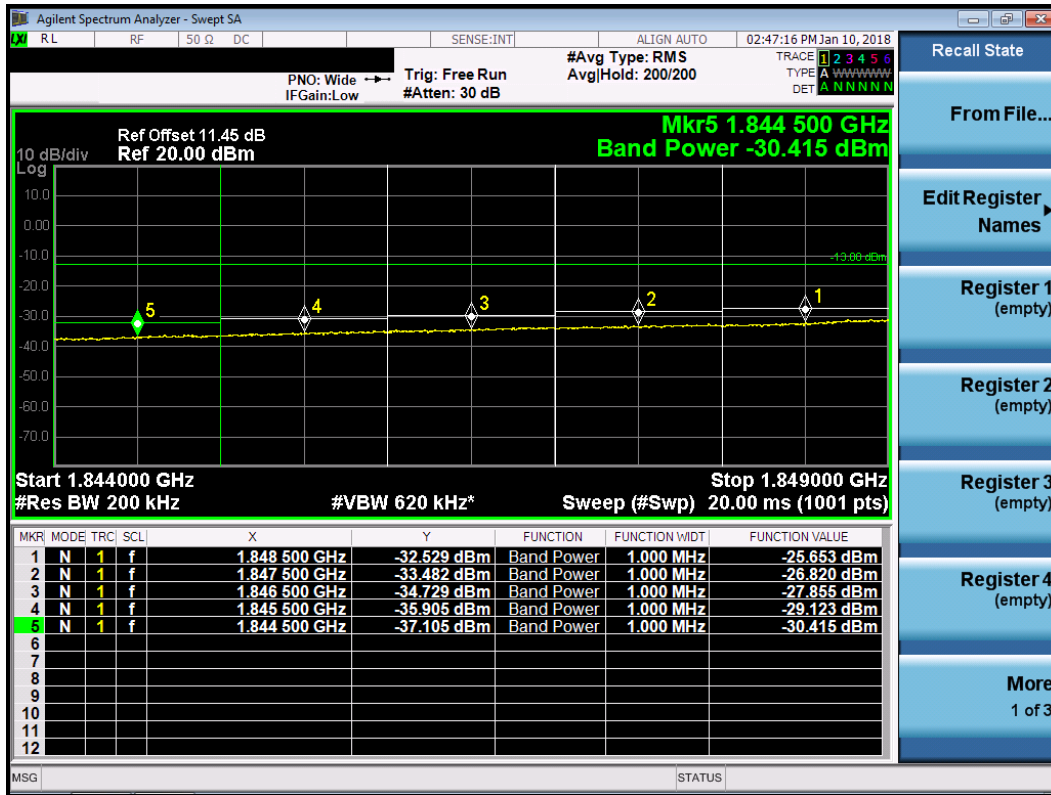


Worst Plot of 64QAM, High Channel

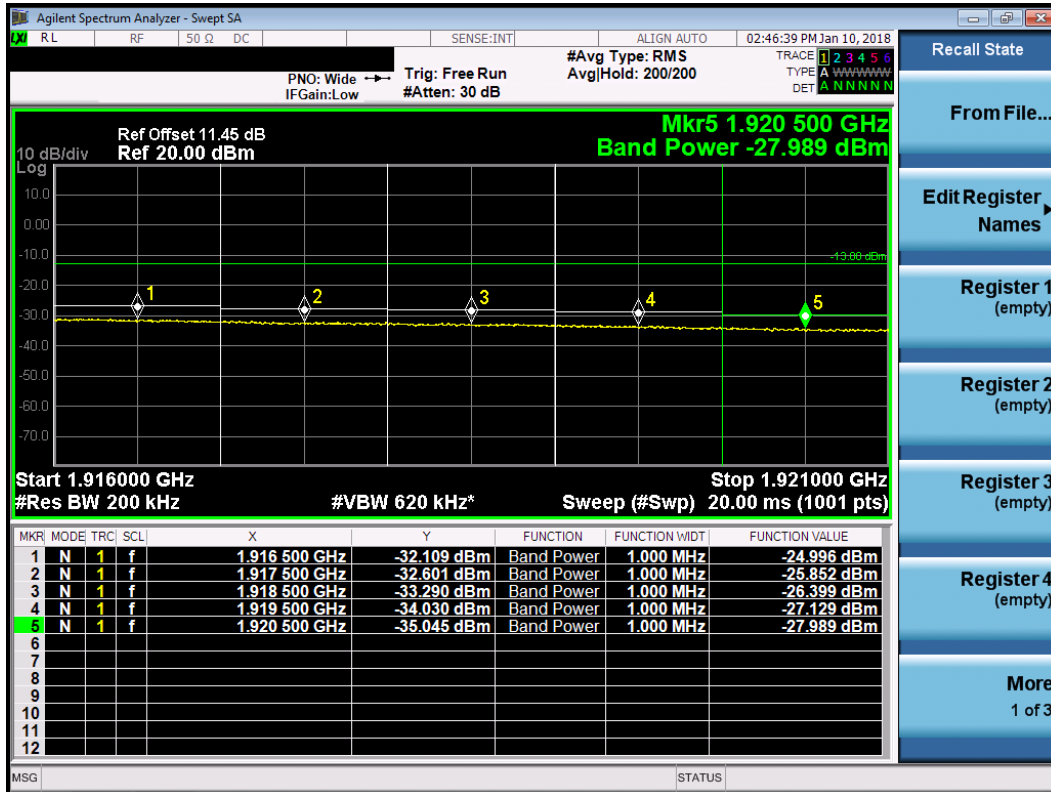


Measured Band Edge Result									
Channel Bandwidth (MHz)	Modulation	Freq. (MHz)	RB Size	RB offset	Range (MHz)	ANT 0 (dBm)	ANT 2 (dBm)	Total (dBm)	Limit (dBm)
20	QPSK	1860	1	0	1849~1848	-37.473	-38.048	-34.74	-13.00
					1848~1847	-39.376	-39.793	-36.57	-13.00
					1847~1846	-42.760	-43.230	-39.98	-13.00
					1846~1845	-44.539	-45.385	-41.93	-13.00
					1845~1844	-46.022	-47.245	-43.58	-13.00
20	QPSK	1860	100	0	1849~1848	-26.442	-25.653	-23.02	-13.00
					1848~1847	-27.459	-26.820	-24.12	-13.00
					1847~1846	-28.347	-27.855	-25.08	-13.00
					1846~1845	-29.073	-29.123	-26.09	-13.00
					1845~1844	-30.364	-30.415	-27.38	-13.00
20	QPSK	1905	1	99	1916~1917	-39.085	-37.994	-35.50	-13.00
					1917~1918	-41.227	-39.994	-37.56	-13.00
					1918~1919	-44.470	-43.349	-40.86	-13.00
					1919~1920	-46.352	-45.464	-42.88	-13.00
					1920~1921	-47.707	-46.931	-44.29	-13.00
20	QPSK	1905	100	0	1916~1917	-25.105	-24.996	-22.04	-13.00
					1917~1918	-25.772	-25.852	-22.80	-13.00
					1918~1919	-26.326	-26.399	-23.35	-13.00
					1919~1920	-26.757	-27.129	-23.93	-13.00
					1920~1921	-27.541	-27.989	-24.75	-13.00

Worst Plot of QPSK, Low Channel

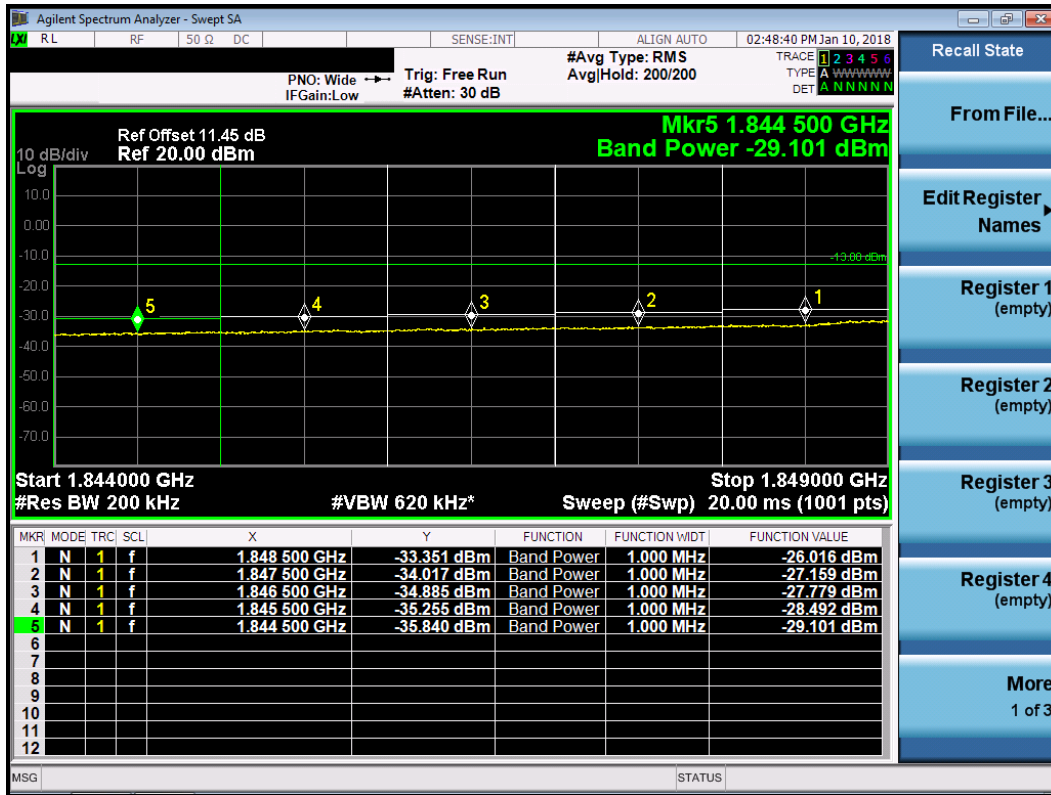


Worst Plot of QPSK, High Channel

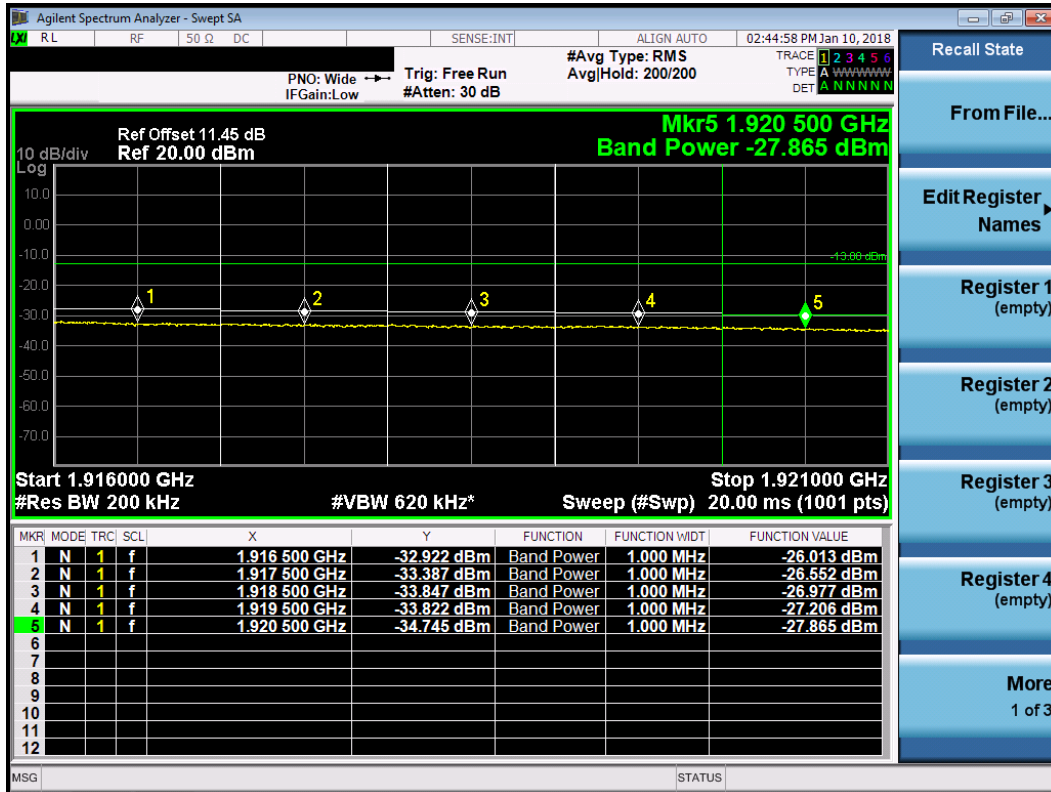


Measured Band Edge Result									
Channel Bandwidth (MHz)	Modulation	Freq. (MHz)	RB Size	RB offset	Range (MHz)	ANT 0 (dBm)	ANT 2 (dBm)	Total (dBm)	Limit (dBm)
20	16QAM	1860	1	0	1849~1848	-38.047	-38.818	-35.41	-13.00
					1848~1847	-39.967	-40.616	-37.27	-13.00
					1847~1846	-43.218	-43.970	-40.57	-13.00
					1846~1845	-44.998	-46.002	-42.46	-13.00
					1845~1844	-46.477	-47.739	-44.05	-13.00
20	16QAM	1860	100	0	1849~1848	-26.499	-26.016	-23.24	-13.00
					1848~1847	-27.345	-27.159	-24.24	-13.00
					1847~1846	-28.013	-27.779	-24.88	-13.00
					1846~1845	-28.695	-28.492	-25.58	-13.00
					1845~1844	-29.685	-29.101	-26.37	-13.00
20	16QAM	1905	1	99	1916~1917	-39.857	-38.914	-36.35	-13.00
					1917~1918	-42.023	-40.814	-38.37	-13.00
					1918~1919	-45.066	-43.981	-41.48	-13.00
					1919~1920	-46.901	-46.095	-43.47	-13.00
					1920~1921	-48.189	-47.477	-44.81	-13.00
20	16QAM	1905	100	0	1916~1917	-26.013	-26.061	-23.03	-13.00
					1917~1918	-26.552	-26.823	-23.68	-13.00
					1918~1919	-26.977	-27.449	-24.20	-13.00
					1919~1920	-27.206	-28.177	-24.65	-13.00
					1920~1921	-27.865	-28.890	-25.34	-13.00

Worst Plot of 16QAM, Low Channel

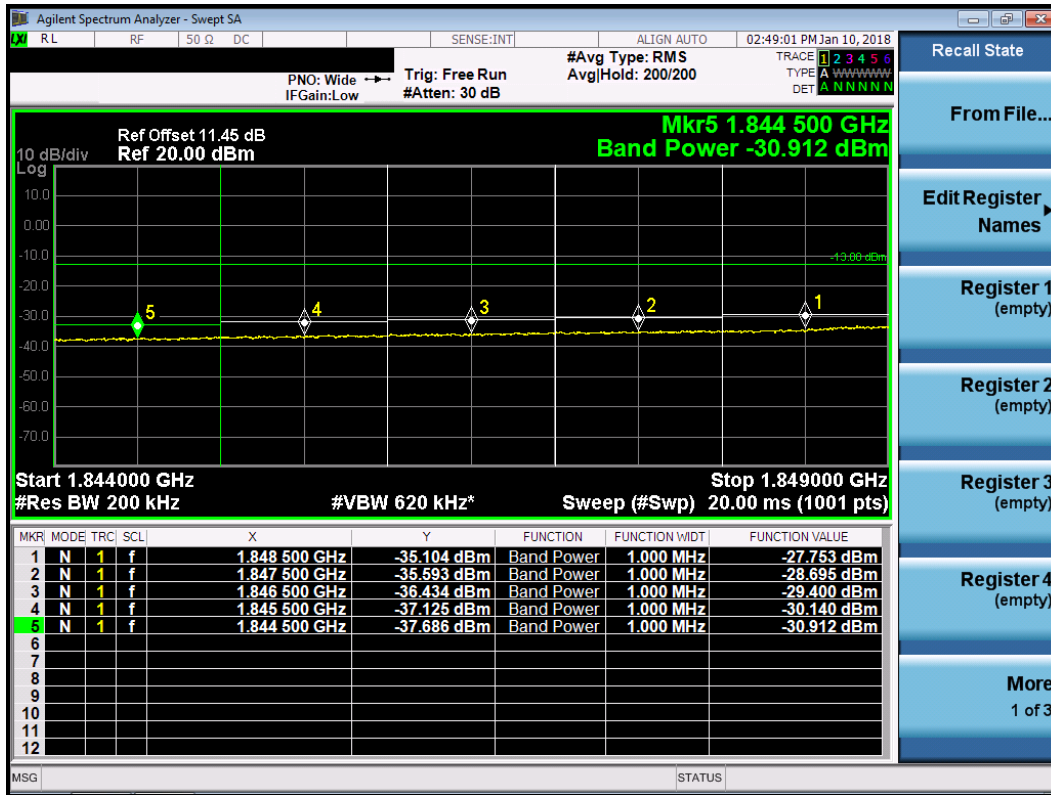


Worst Plot of 16QAM, High Channel

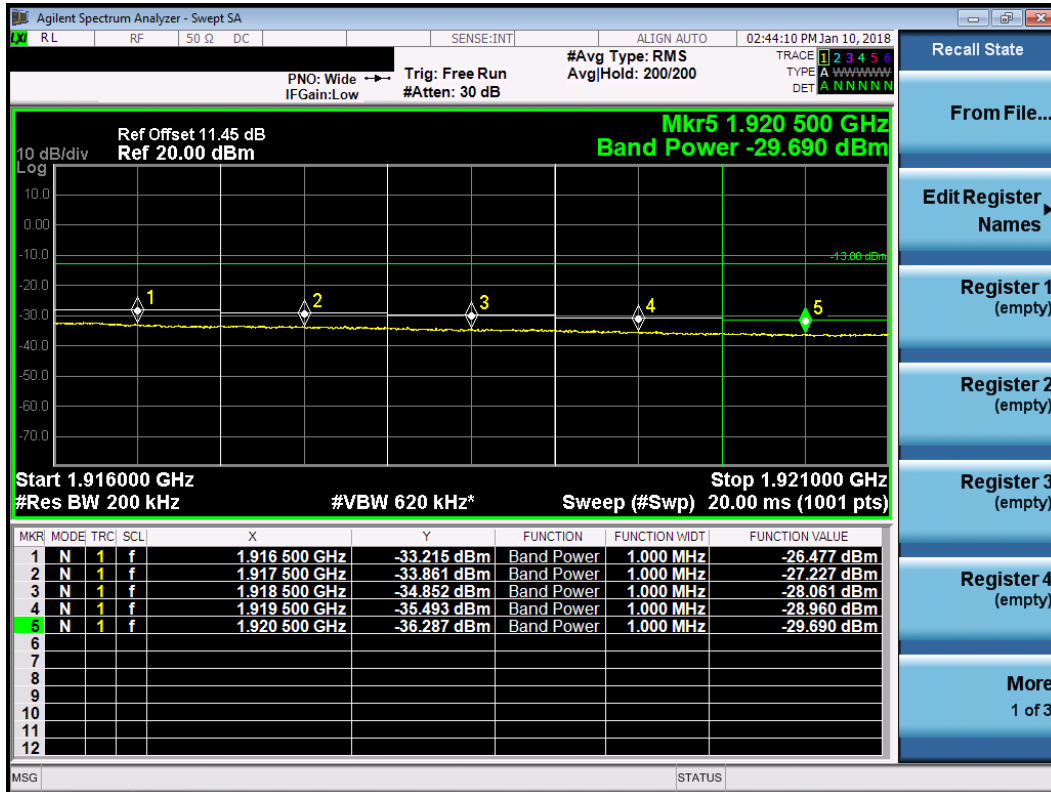


Measured Band Edge Result									
Channel Bandwidth (MHz)	Modulation	Freq. (MHz)	RB Size	RB offset	Range (MHz)	ANT 0 (dBm)	ANT 2 (dBm)	Total (dBm)	Limit (dBm)
20	64QAM	1860	1	0	1849~1848	-38.938	-39.749	-36.31	-13.00
					1848~1847	-40.774	-41.440	-38.08	-13.00
					1847~1846	-43.925	-44.693	-41.28	-13.00
					1846~1845	-45.627	-46.655	-43.10	-13.00
					1845~1844	-46.969	-48.201	-44.53	-13.00
20	64QAM	1860	100	0	1849~1848	-28.669	-27.753	-25.18	-13.00
					1848~1847	-29.324	-28.695	-25.99	-13.00
					1847~1846	-30.176	-29.400	-26.76	-13.00
					1846~1845	-31.161	-30.140	-27.61	-13.00
					1845~1844	-32.343	-30.912	-28.56	-13.00
20	64QAM	1905	1	99	1916~1917	-40.845	-39.823	-37.29	-13.00
					1917~1918	-42.929	-41.695	-39.26	-13.00
					1918~1919	-46.063	-44.978	-42.48	-13.00
					1919~1920	-47.795	-47.069	-44.41	-13.00
					1920~1921	-49.083	-48.476	-45.76	-13.00
20	64QAM	1905	100	0	1916~1917	-26.863	-26.477	-23.66	-13.00
					1917~1918	-27.477	-27.227	-24.34	-13.00
					1918~1919	-27.885	-28.061	-24.96	-13.00
					1919~1920	-28.338	-28.960	-25.63	-13.00
					1920~1921	-29.002	-29.690	-26.32	-13.00

Worst Plot of 64QAM, Low Channel

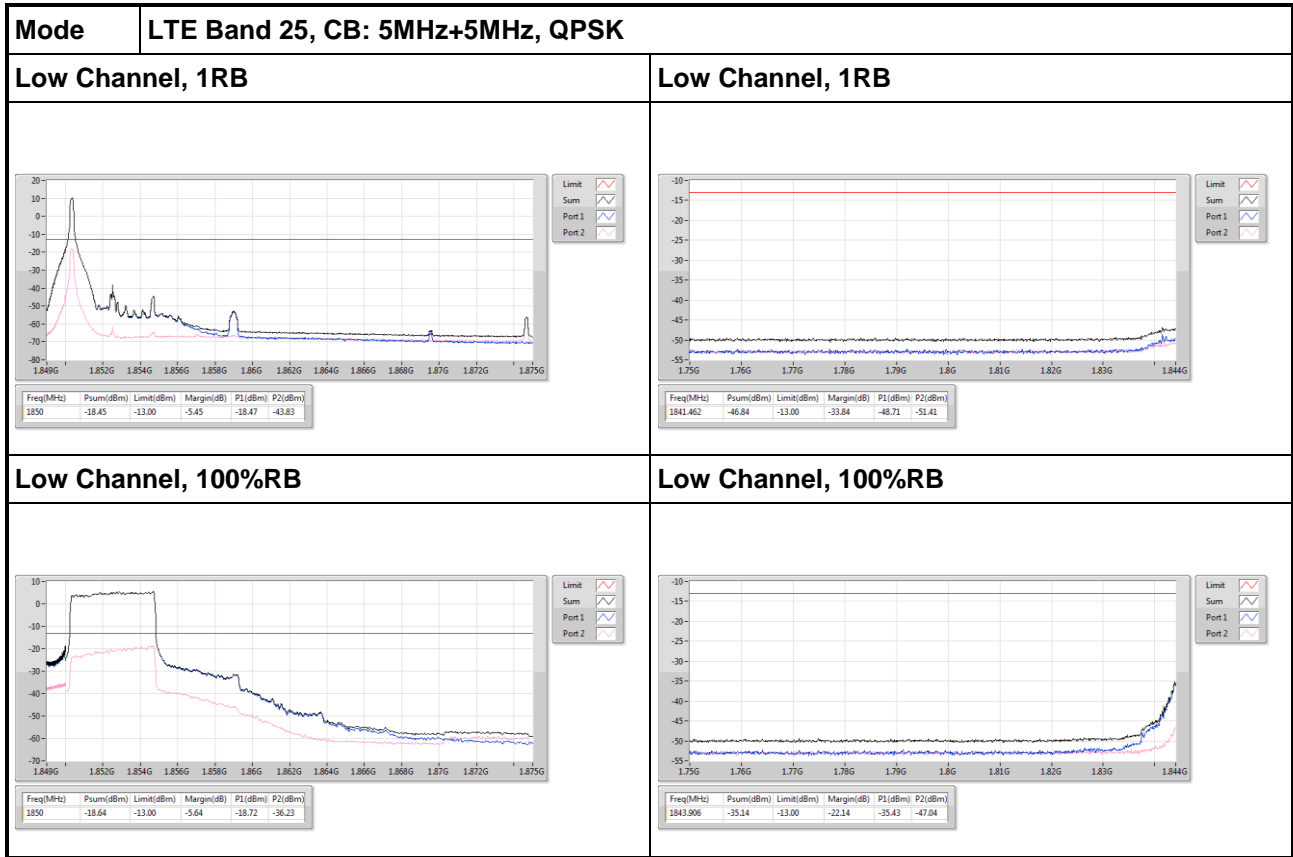


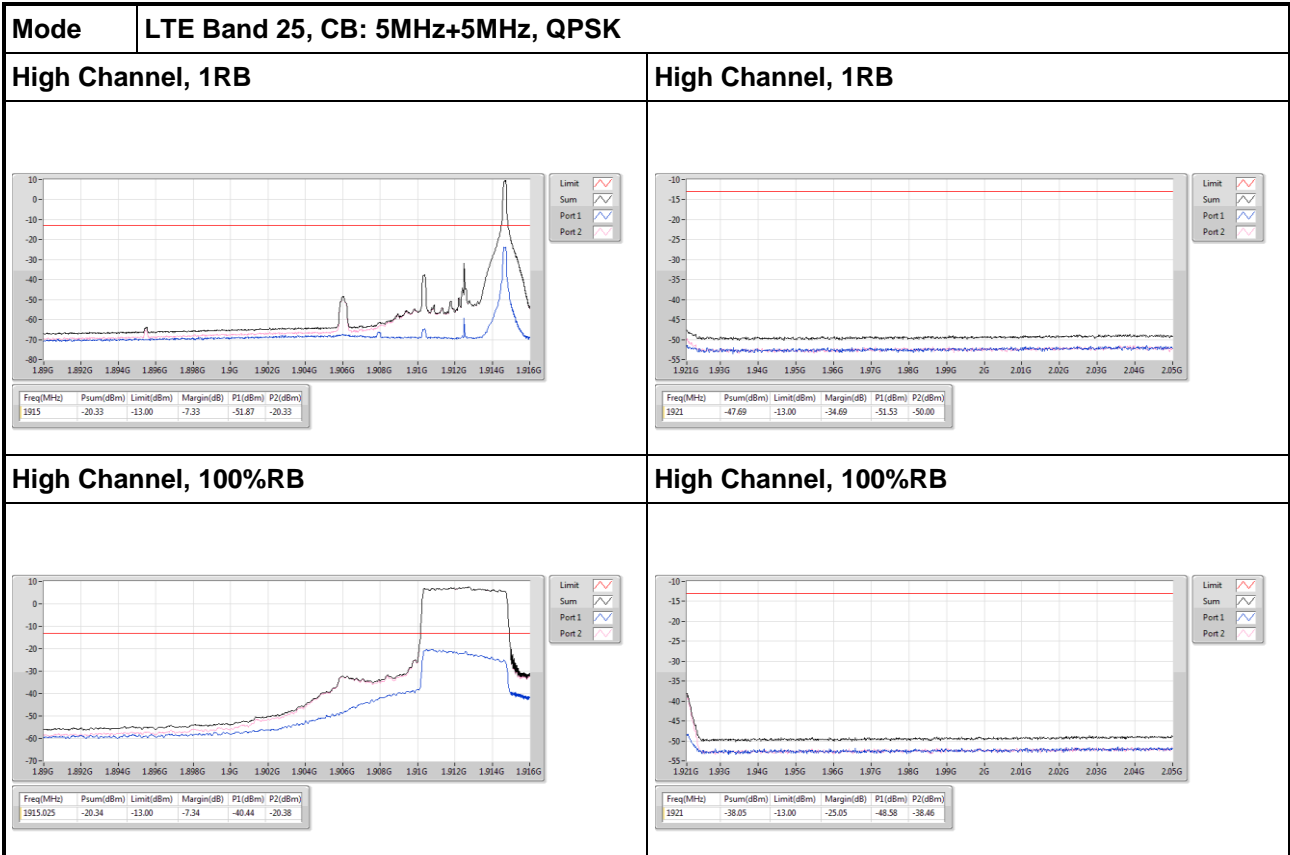
Worst Plot of 64QAM, High Channel

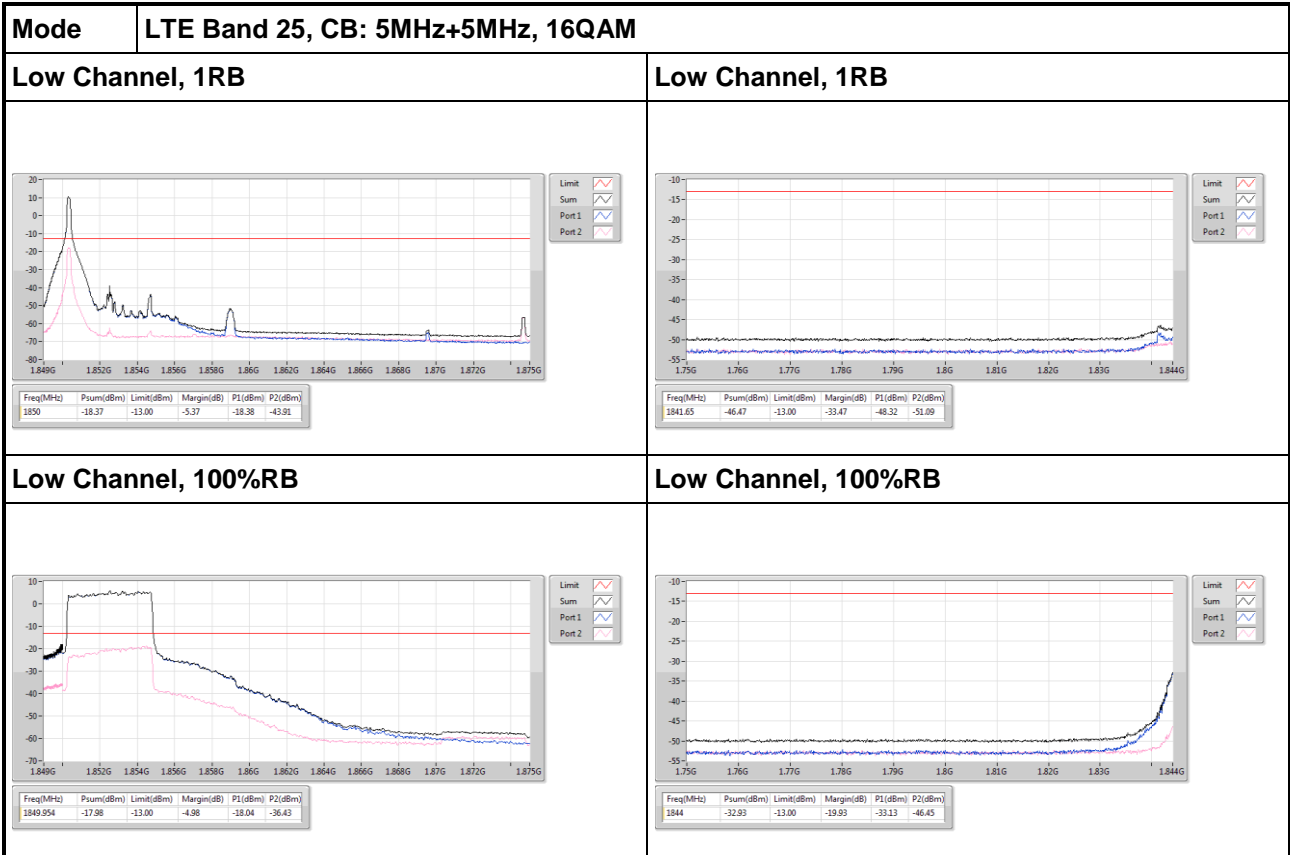


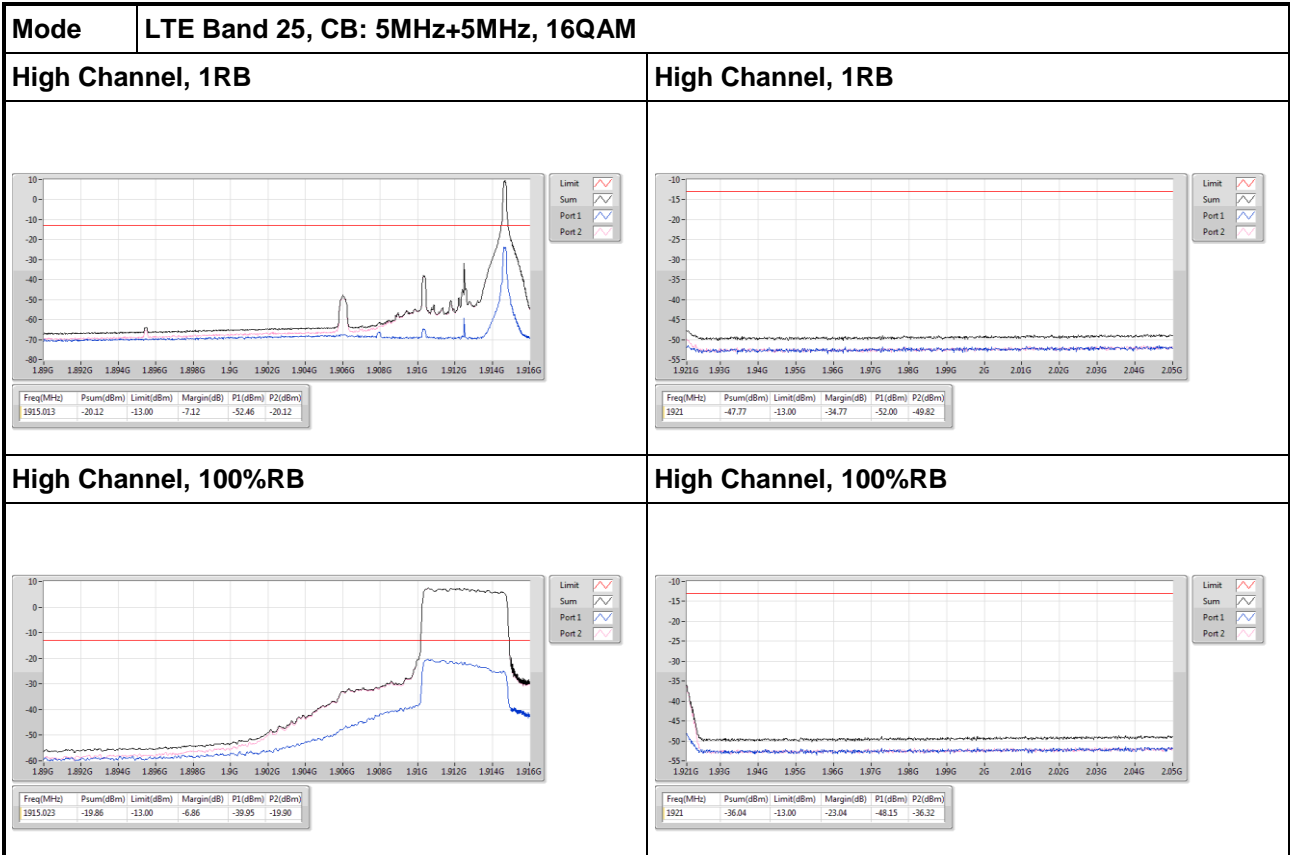
3.4.6 Test Result of Band Edge_CA mode

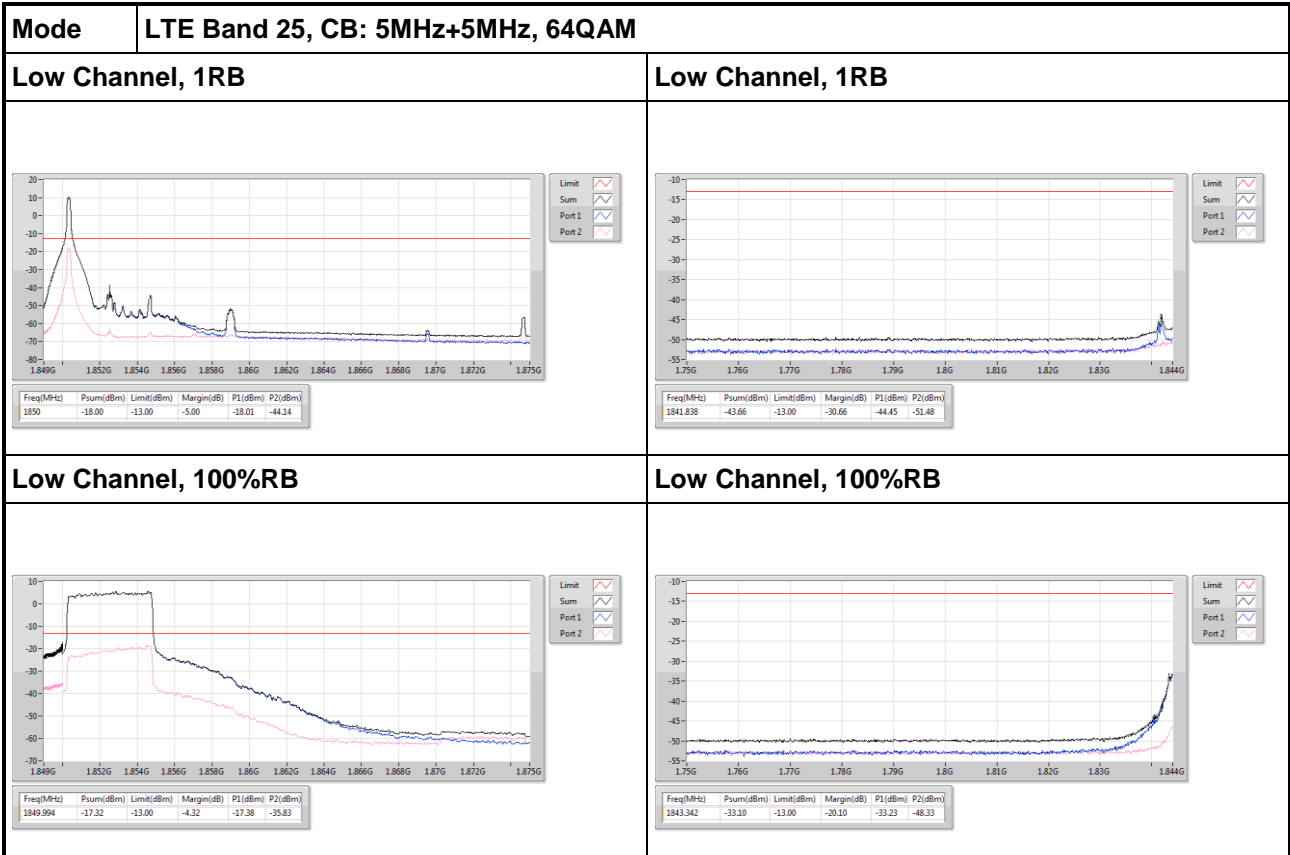
LTE Band 25, CB: 5MHz+5MHz

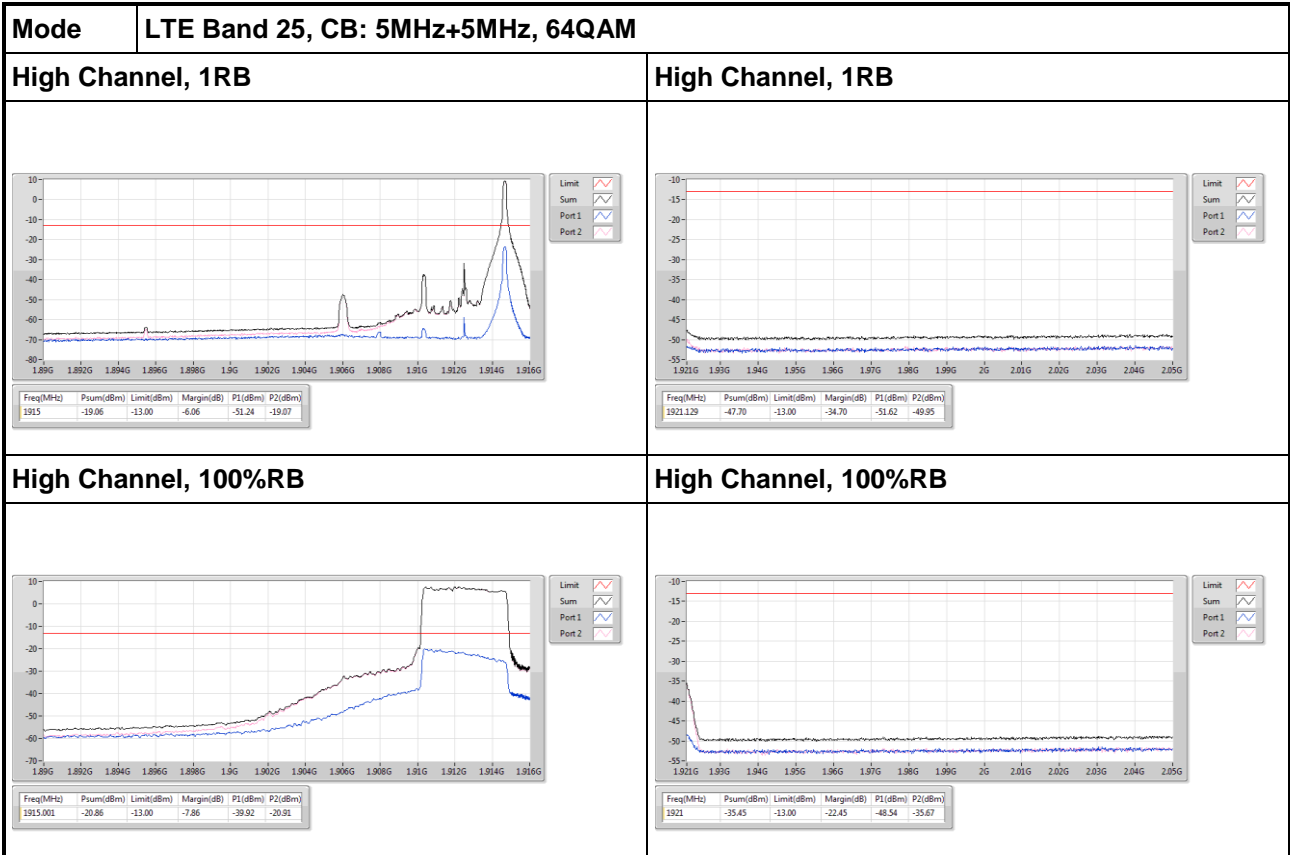




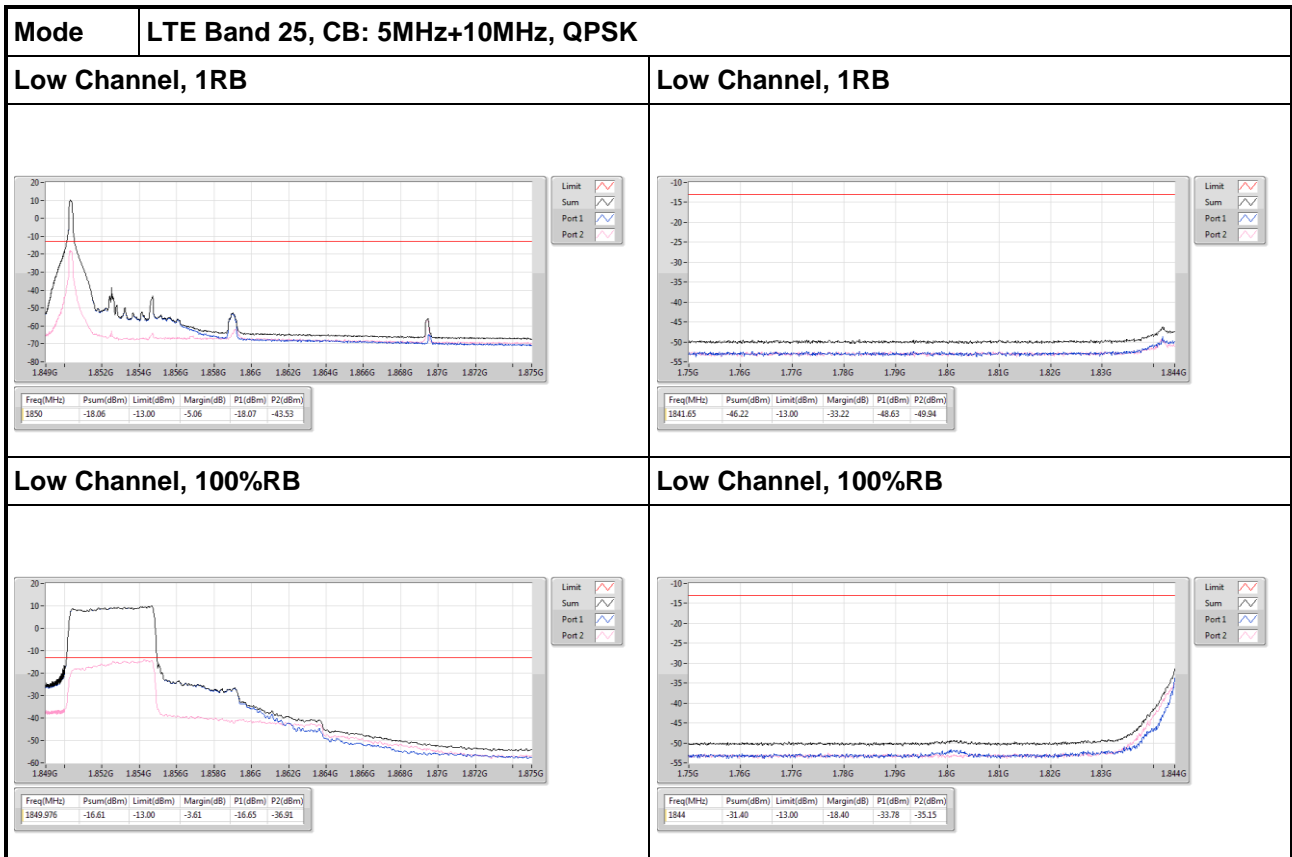


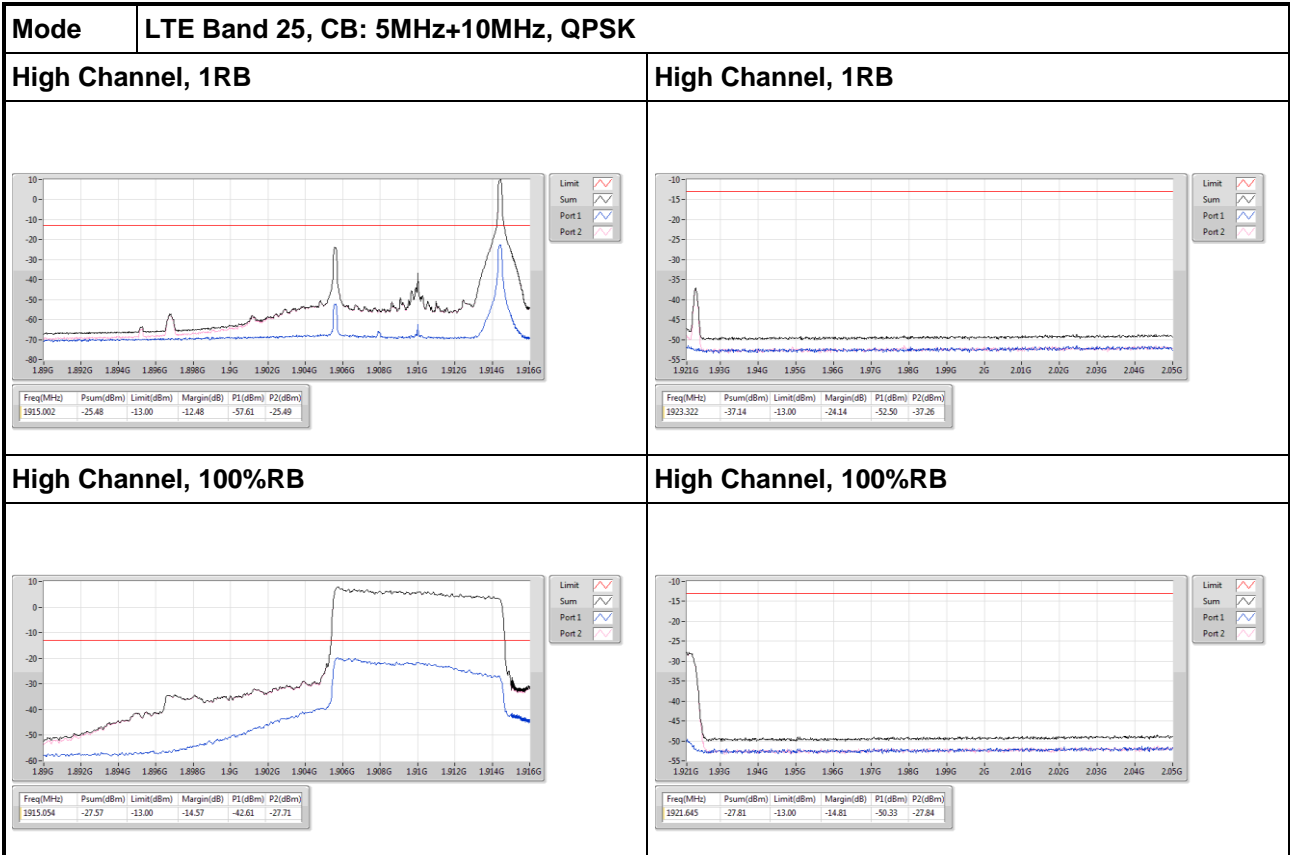


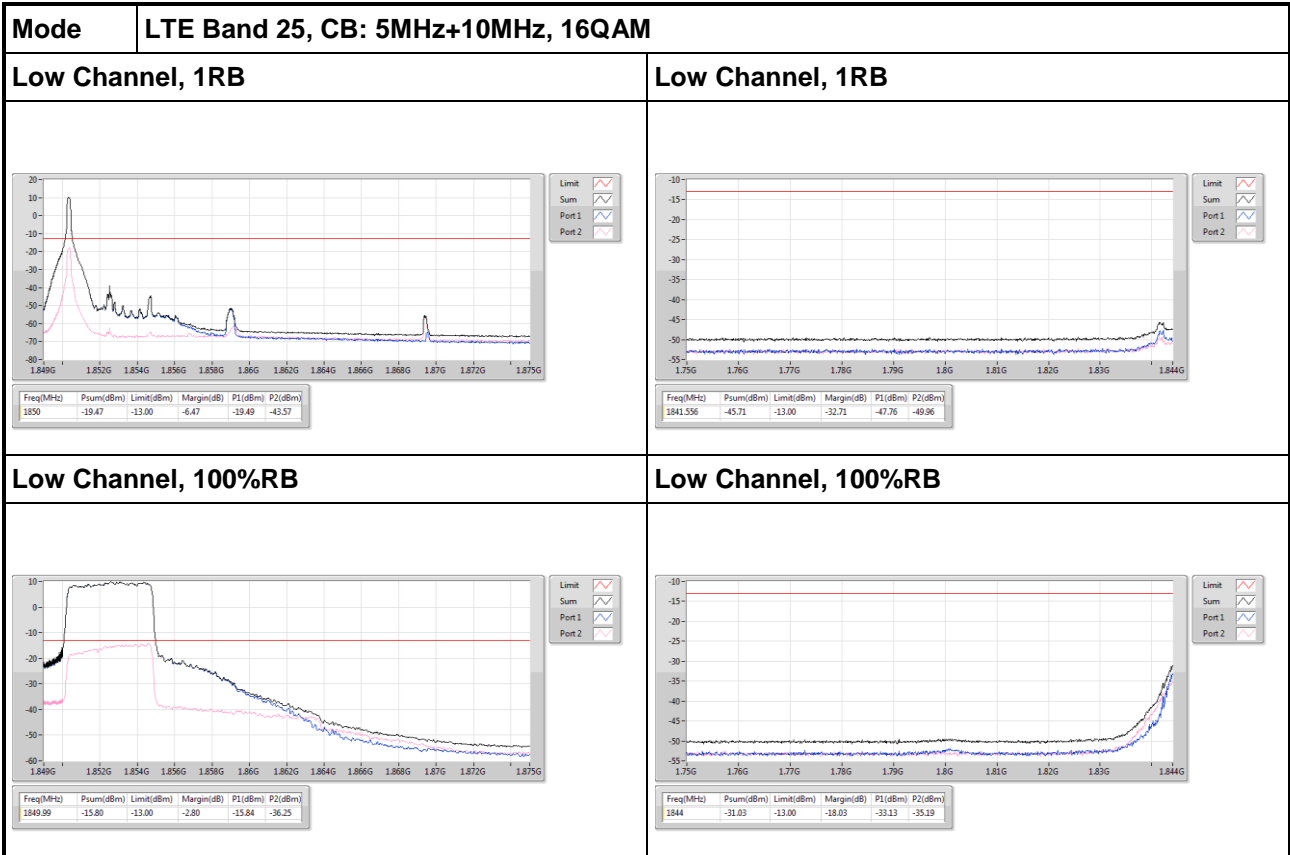


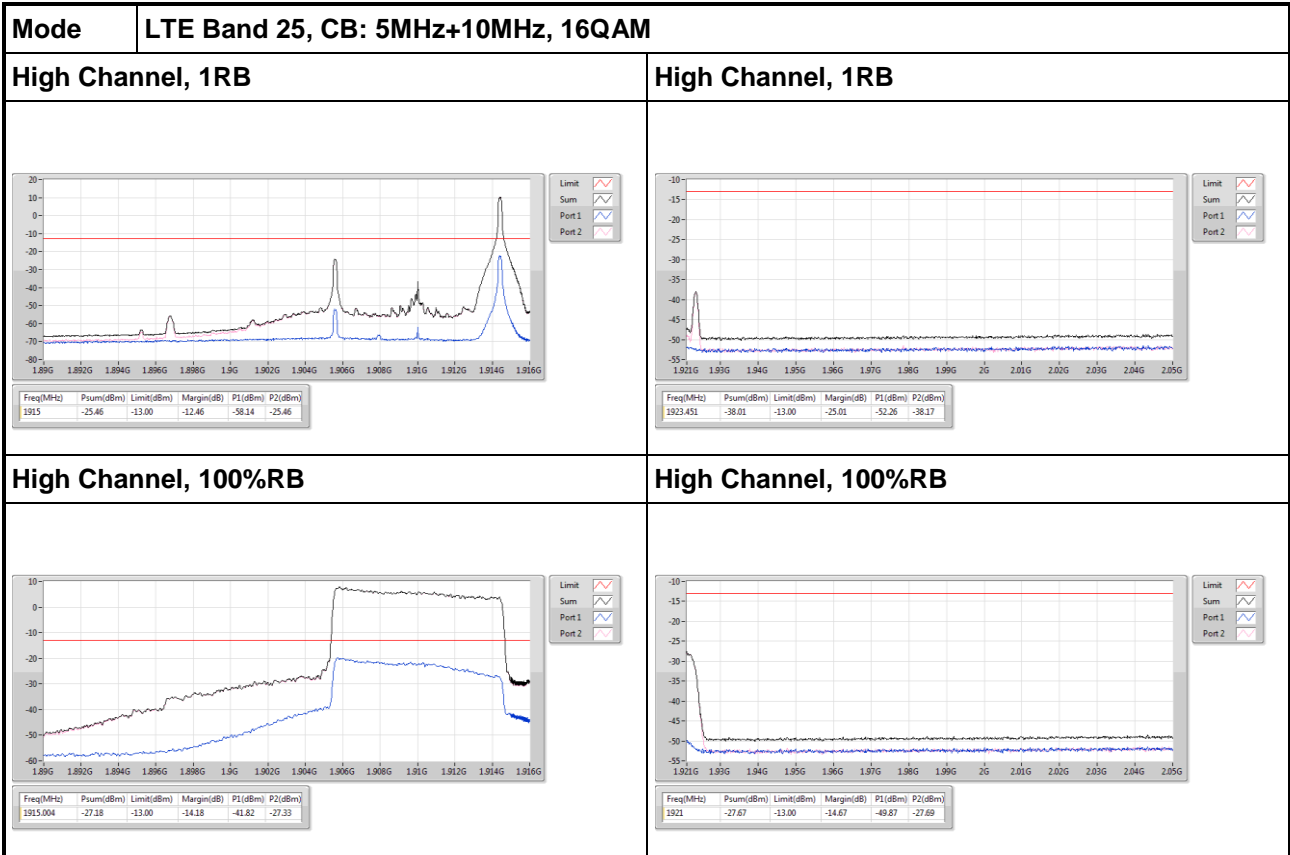


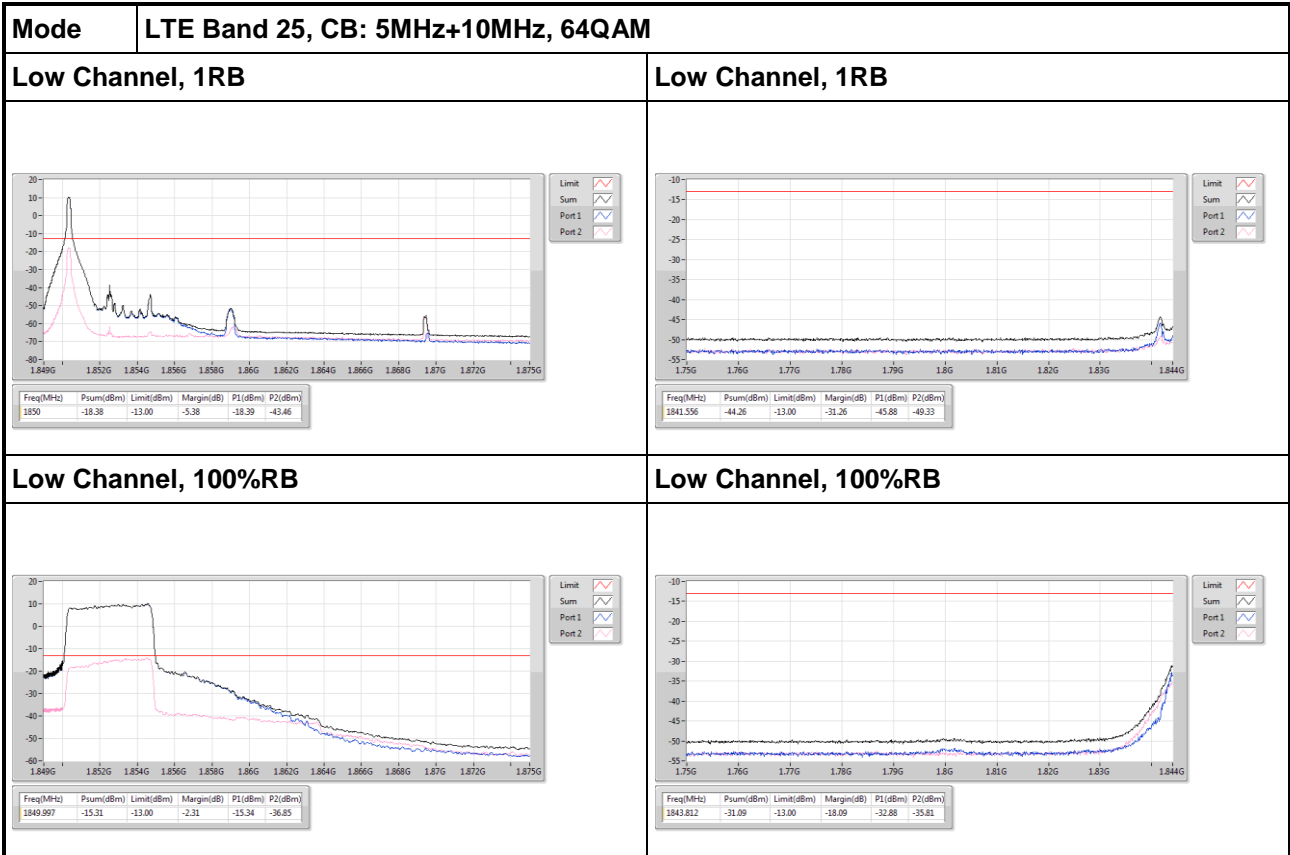
LTE Band 25, CB: 5MHz+10MHz

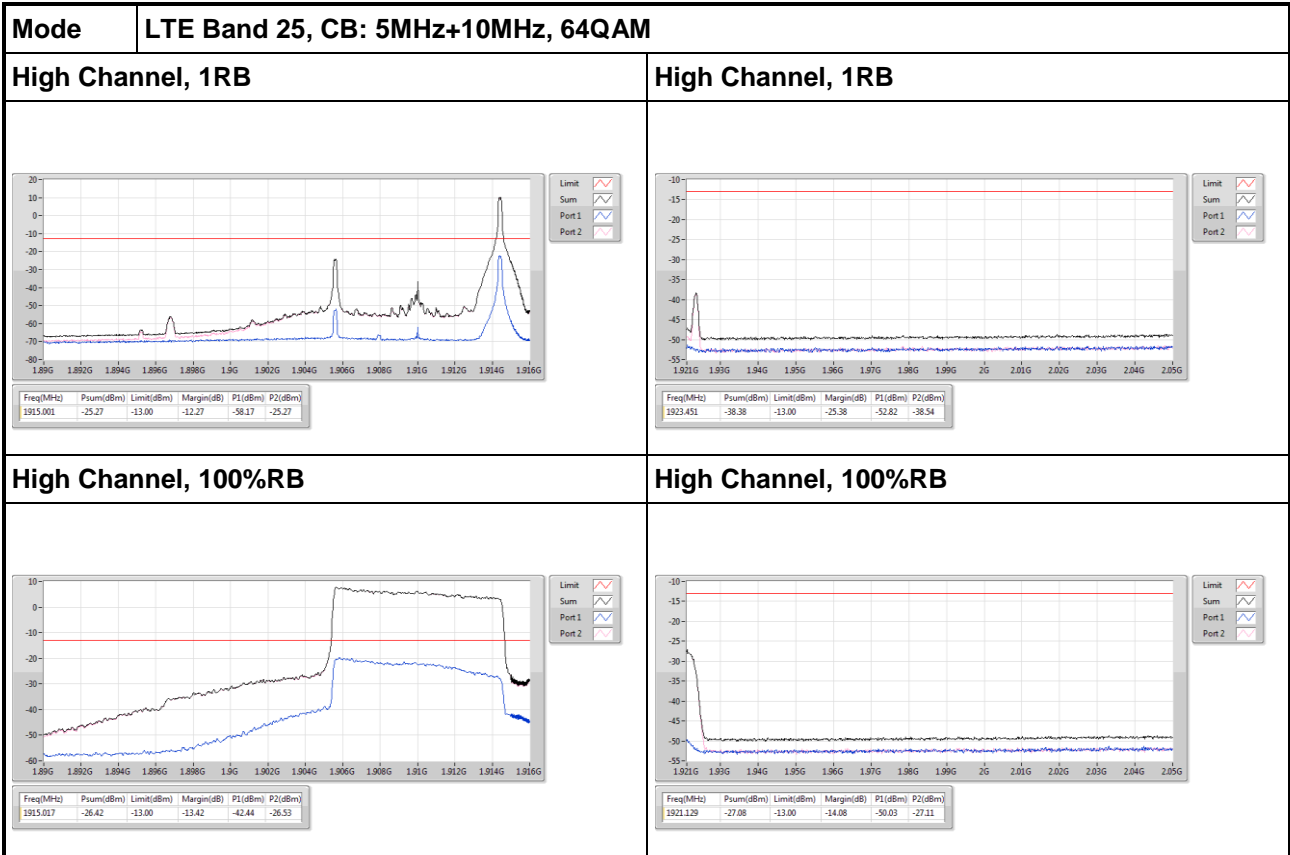




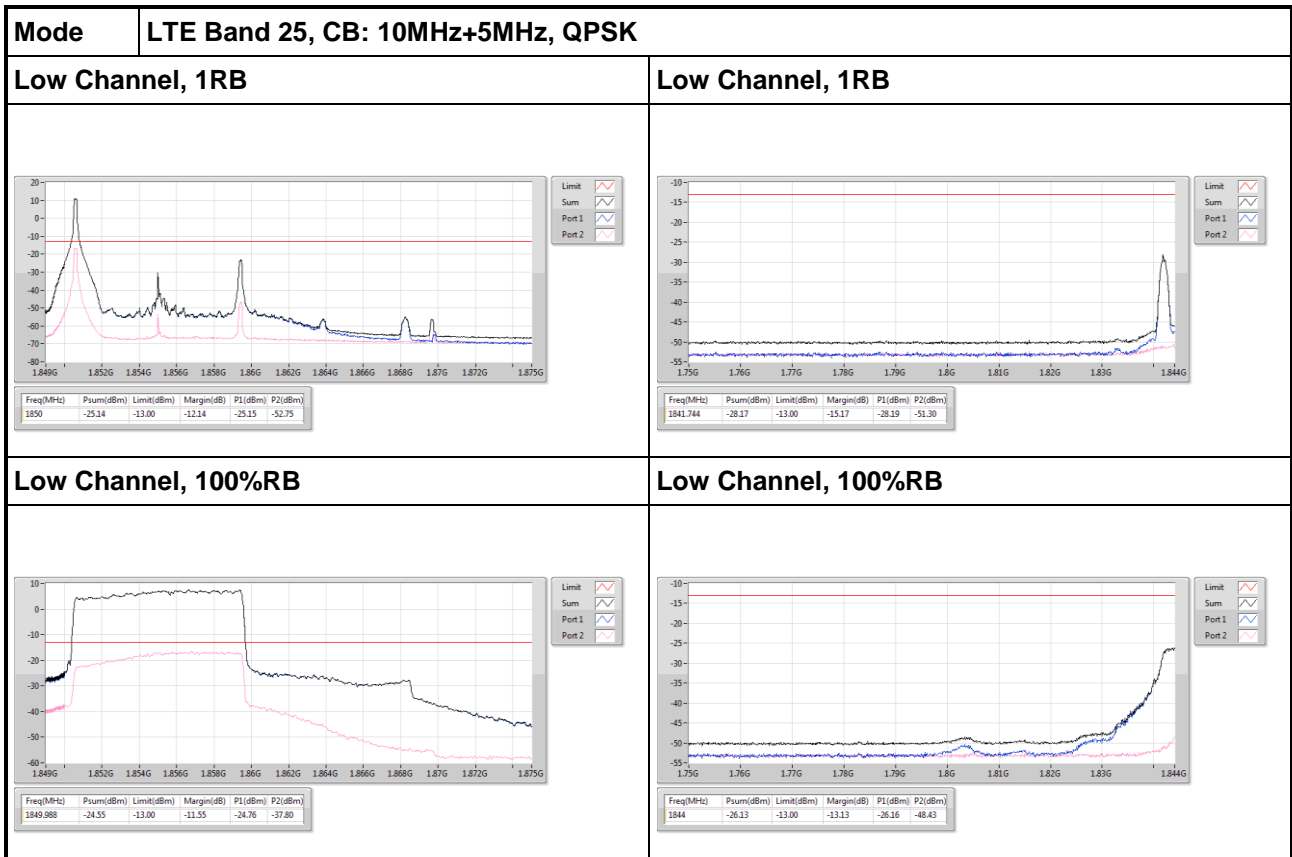


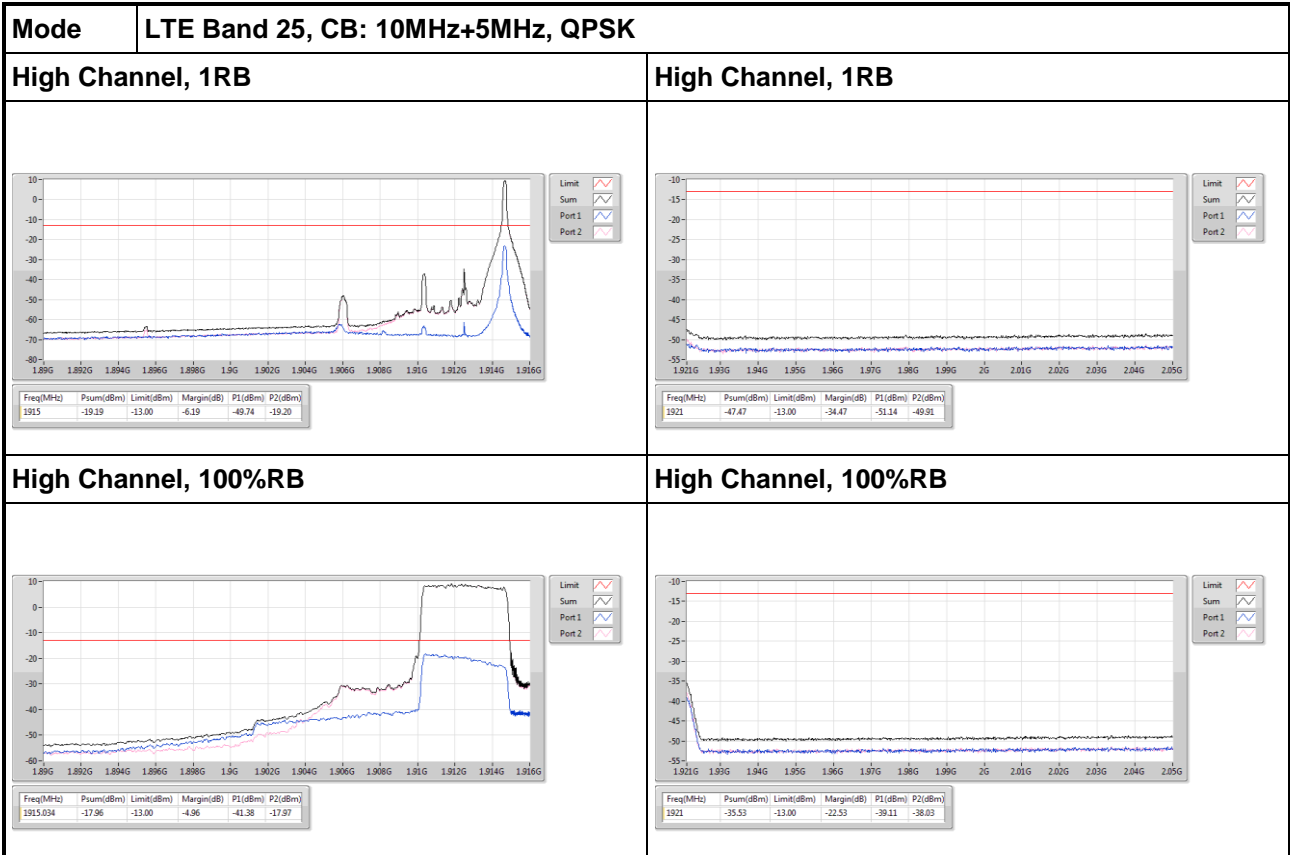


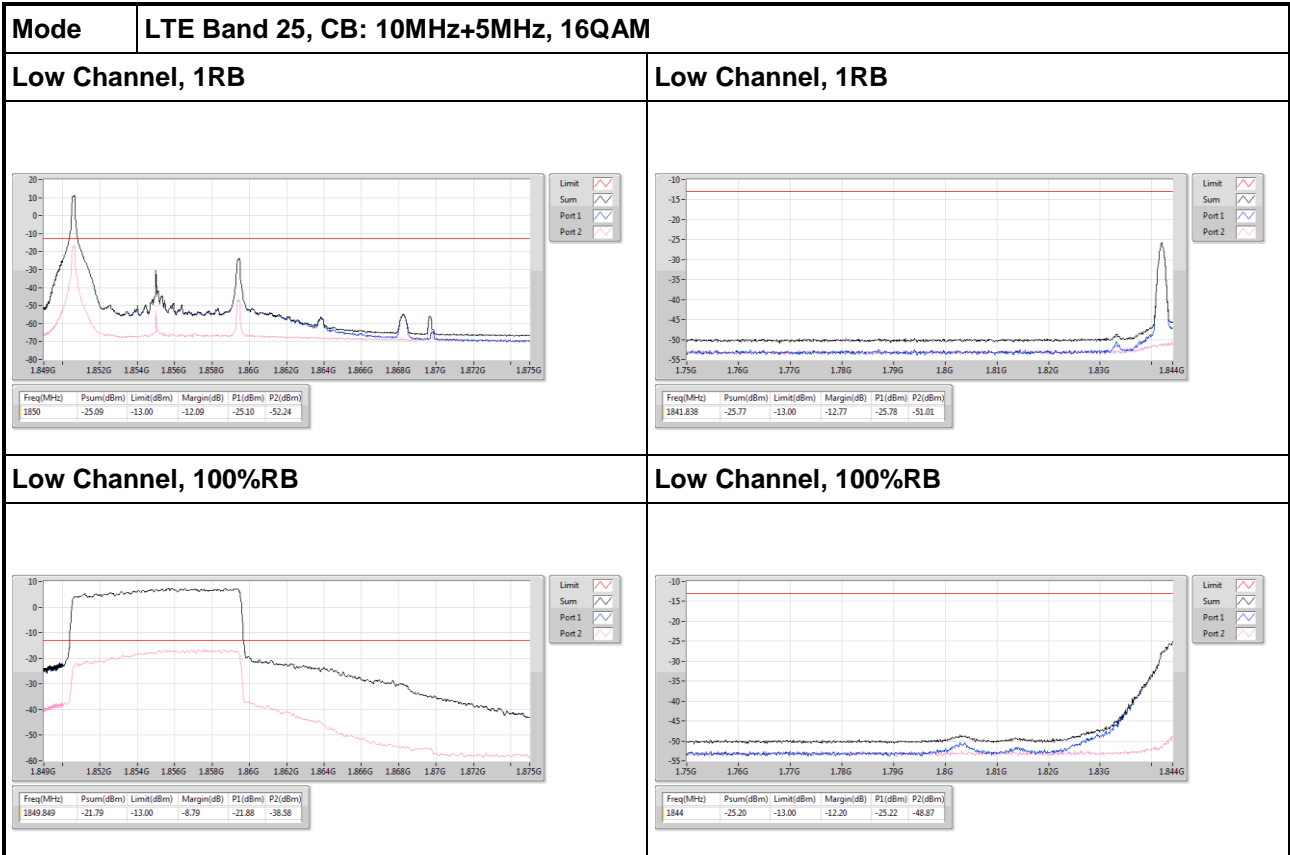


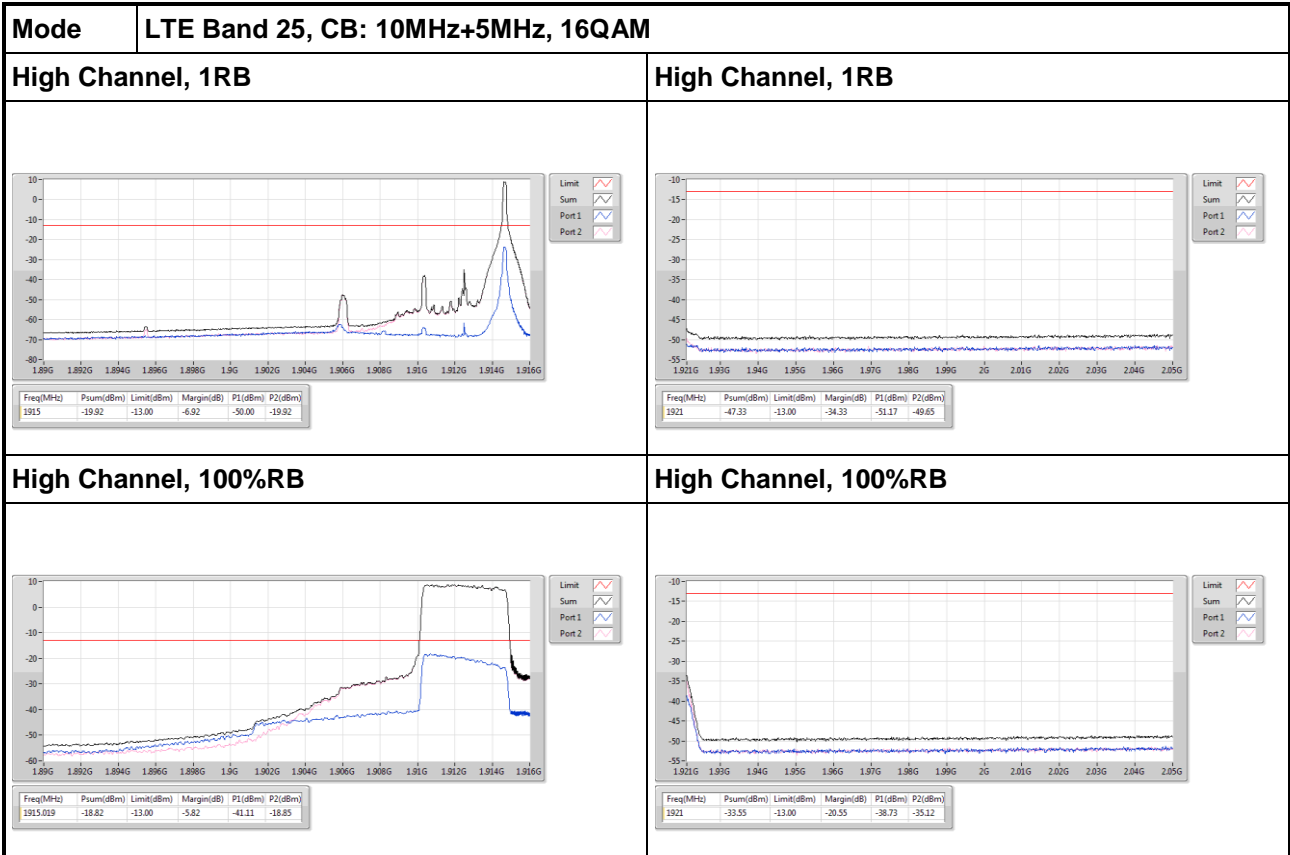


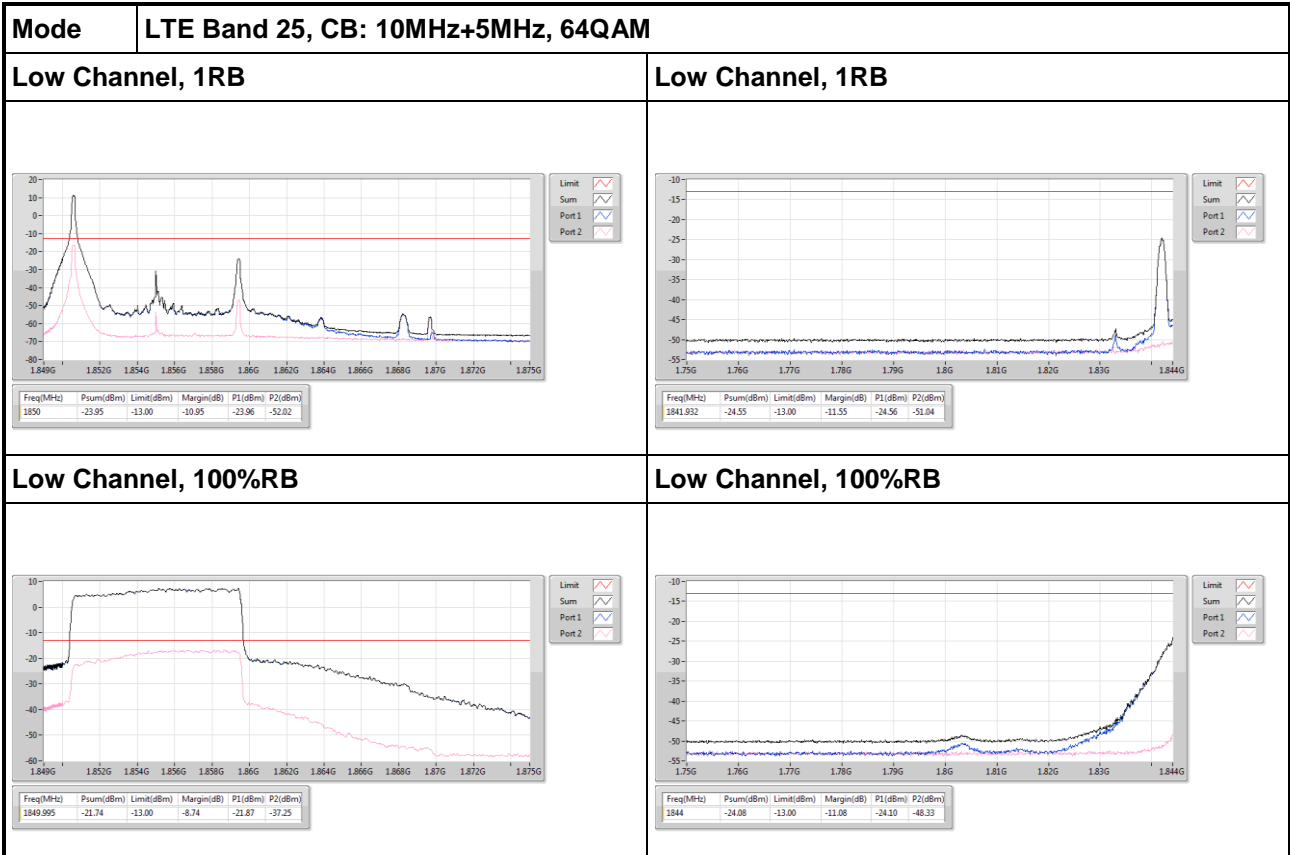
LTE Band 25, CB: 10MHz+5MHz

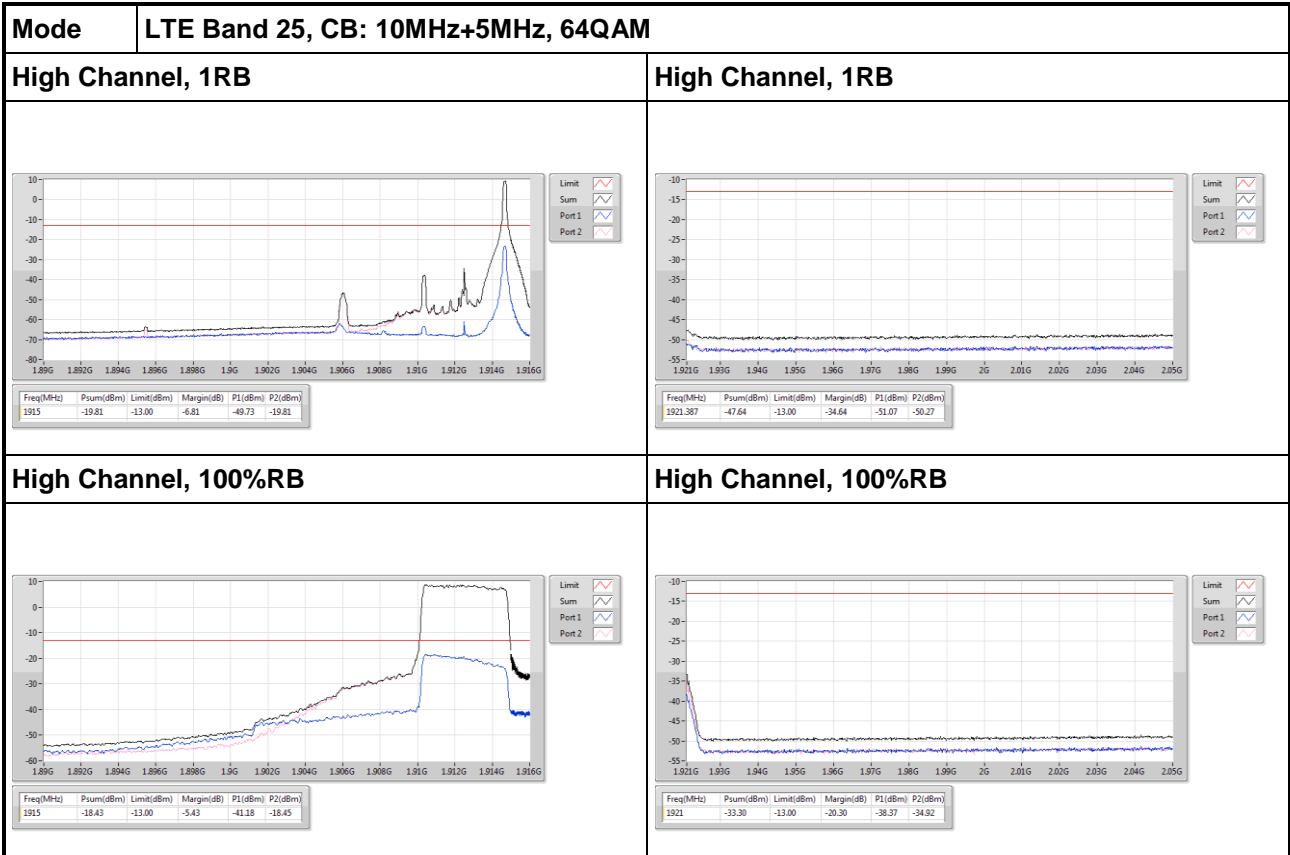






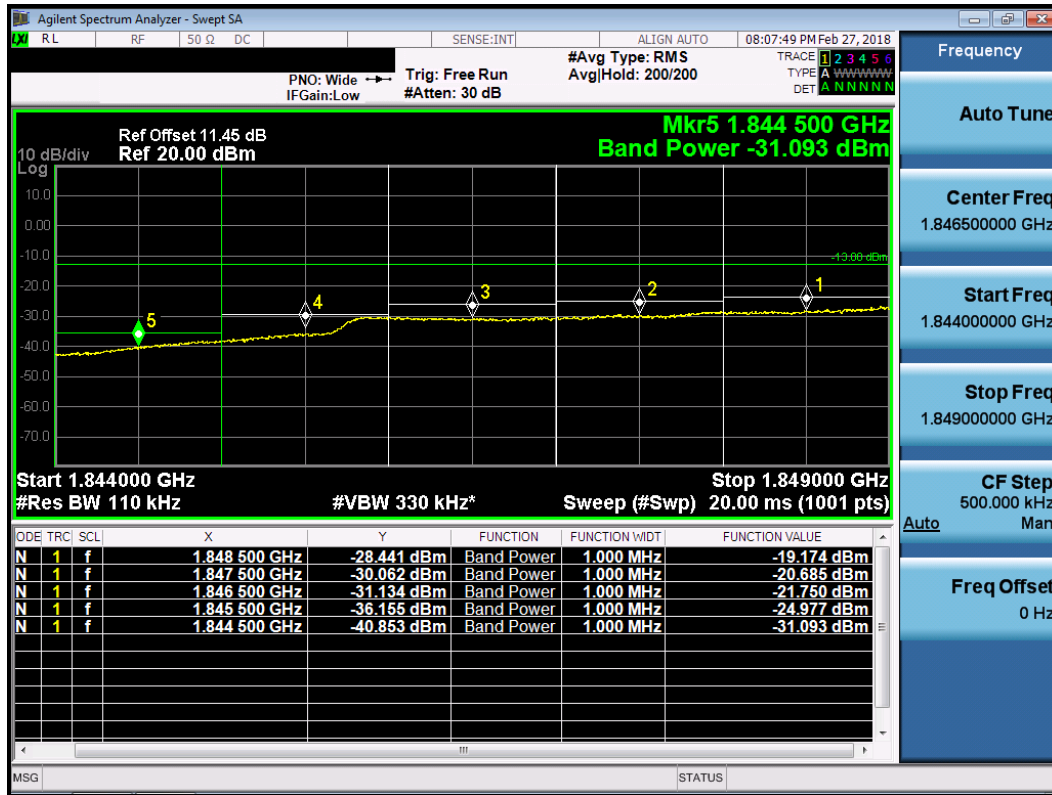




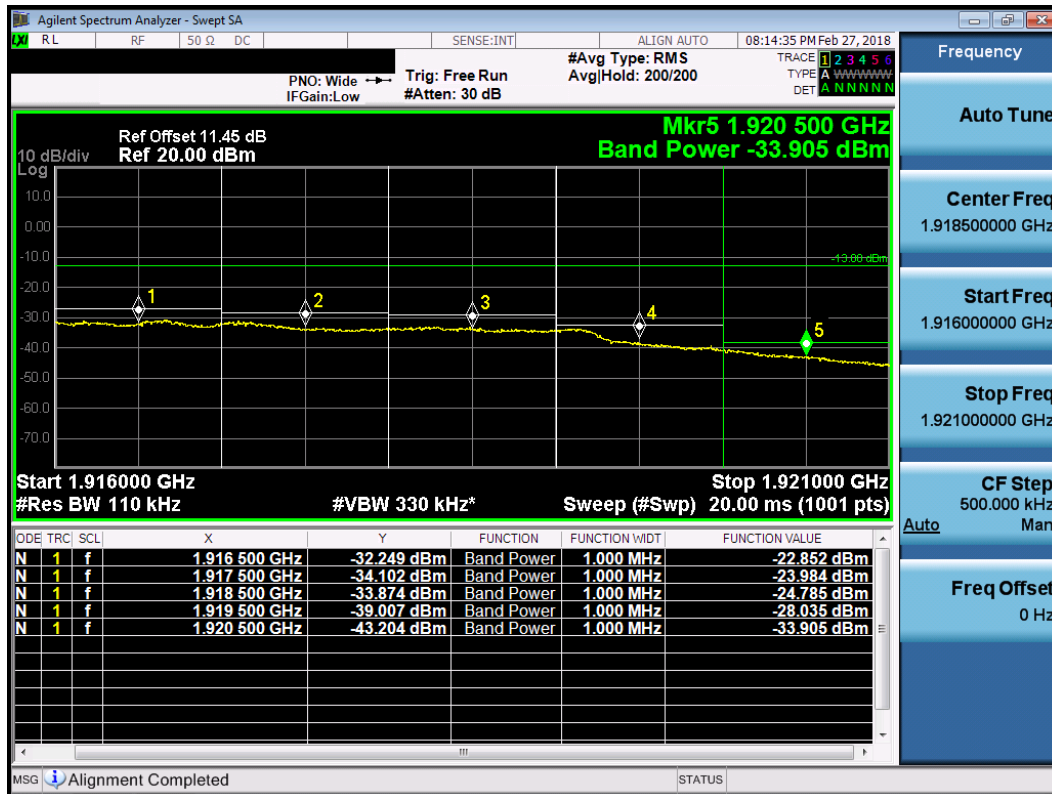


Measured Band Edge Result												
Channel Bandwidth (MHz)	Modulation	PCC Freq. (MHz)	SCC Freq. (MHz)	PCC RB		SCC RB		Range (MHz)	ANT 0 (dBm)	ANT 2 (dBm)	Total (dBm)	Limit (dBm)
				size	offset	size	offset					
5+5	QPSK	1852.5	1912.5	1	0	1	0	1849~1848	-36.599	-48.088	-36.30	-13
								1848~1847	-43.424	-49.525	-42.47	-13
								1847~1846	-45.351	-49.407	-43.91	-13
								1846~1845	-46.695	-49.791	-44.96	-13
								1845~1844	-48.501	-50.315	-46.30	-13
				25	0	25	0	1849~1848	-19.174	-30.087	-18.84	-13
								1848~1847	-20.685	-32.596	-20.41	-13
								1847~1846	-21.750	-35.556	-21.57	-13
								1846~1845	-24.977	-40.055	-24.84	-13
								1845~1844	-31.093	-43.802	-30.87	-13
				1	24	1	24	1916~1917	-49.689	-38.081	-37.79	-13
								1917~1918	-50.197	-43.891	-42.98	-13
								1918~1919	-50.073	-45.046	-43.86	-13
								1919~1920	-50.158	-46.210	-44.74	-13
								1920~1921	-50.526	-48.535	-46.41	-13
				25	0	25	0	1916~1917	-34.766	-22.852	-22.58	-13
								1917~1918	-37.552	-23.984	-23.80	-13
								1918~1919	-41.312	-24.785	-24.69	-13
								1919~1920	-45.316	-28.035	-27.95	-13
								1920~1921	-47.078	-33.905	-33.70	-13

Worst Plot of QPSK, Low Channel

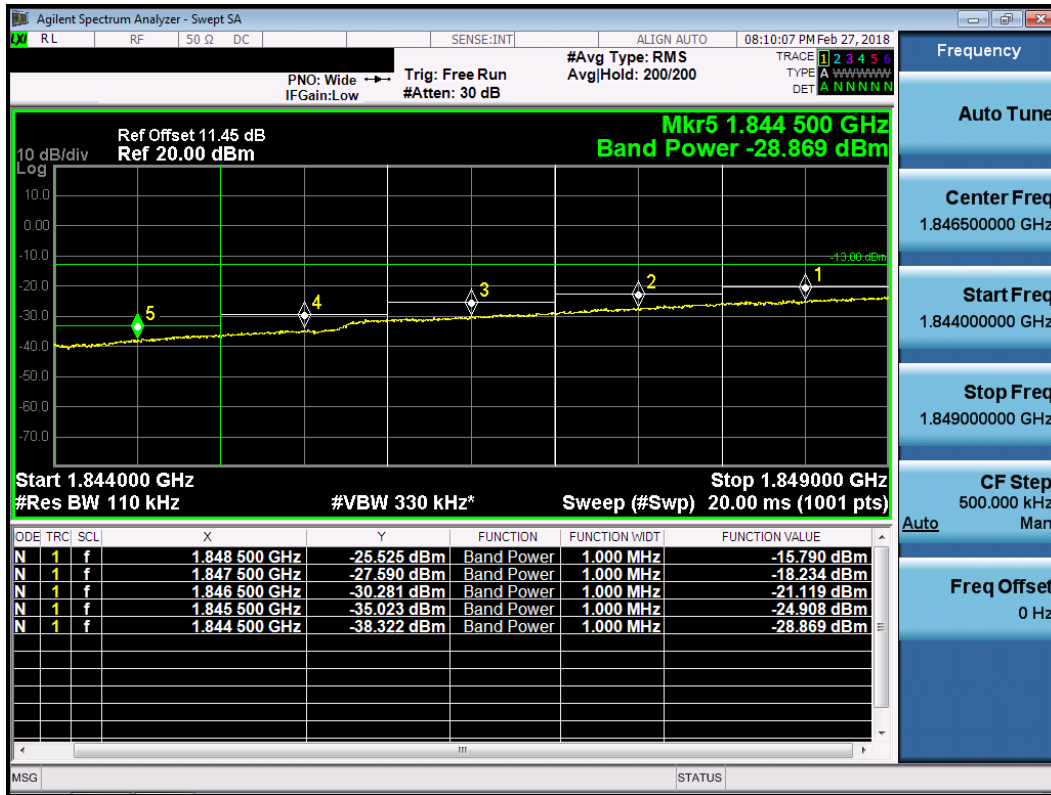


Worst Plot of QPSK, High Channel

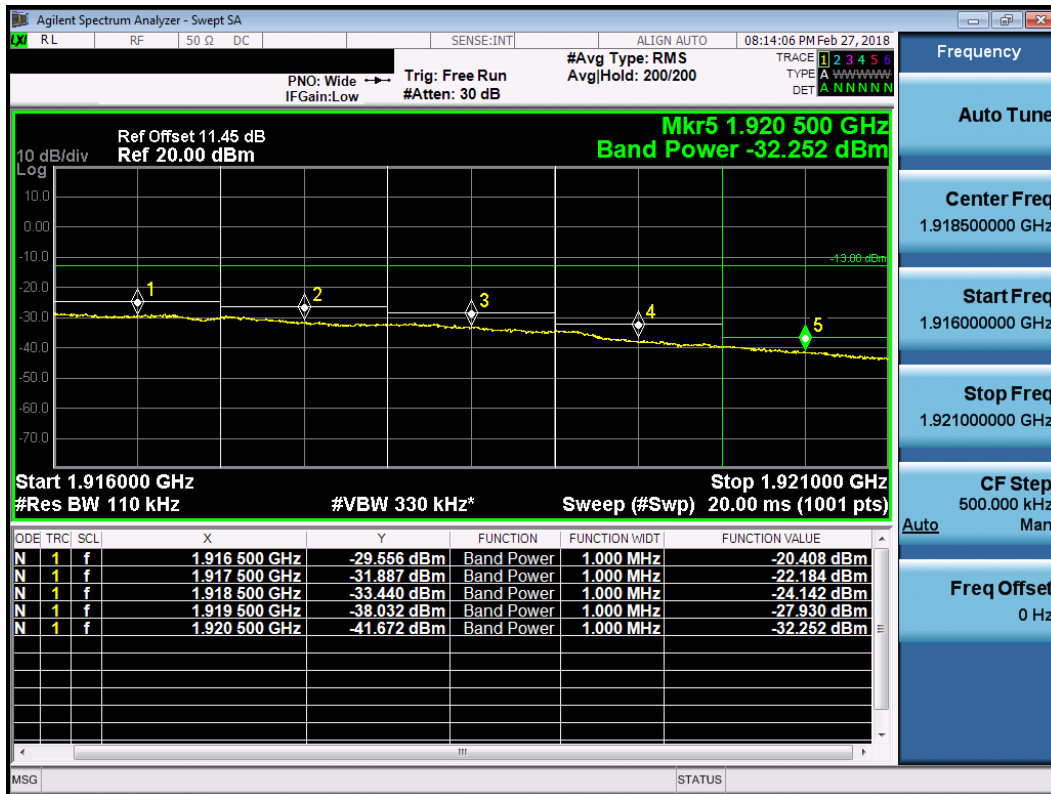


Measured Band Edge Result												
Channel Bandwidth (MHz)	Modulation	PCC Freq. (MHz)	SCC Freq. (MHz)	PCC RB		SCC RB		Range (MHz)	ANT 0 (dBm)	ANT 2 (dBm)	Total (dBm)	Limit (dBm)
				size	offset	size	offset					
5+5	16QAM	1852.5	1912.5	1	0	1	0	1849~1848	-36.446	-48.244	-36.17	-13
								1848~1847	-43.307	-49.568	-42.38	-13
								1847~1846	-44.699	-49.212	-43.38	-13
								1846~1845	-46.196	-49.677	-44.59	-13
								1845~1844	-48.413	-50.394	-46.28	-13
				25	0	25	0	1849~1848	-15.790	-29.555	-15.61	-13
								1848~1847	-18.234	-32.226	-18.06	-13
								1847~1846	-21.119	-35.375	-20.96	-13
								1846~1845	-24.908	-39.046	-24.74	-13
								1845~1844	-28.869	-42.703	-28.69	-13
				1	24	1	24	1916~1917	-49.758	-38.067	-37.78	-13
								1917~1918	-50.279	-43.879	-42.98	-13
								1918~1919	-50.016	-44.397	-43.34	-13
								1919~1920	-50.138	-45.686	-44.35	-13
								1920~1921	-50.588	-48.601	-46.47	-13
				25	0	25	0	1916~1917	-34.027	-20.408	-20.22	-13
								1917~1918	-37.097	-22.184	-22.05	-13
								1918~1919	-41.121	-24.142	-24.06	-13
								1919~1920	-44.702	-27.930	-27.84	-13
								1920~1921	-46.620	-32.252	-32.10	-13

Worst Plot of 16QAM, Low Channel

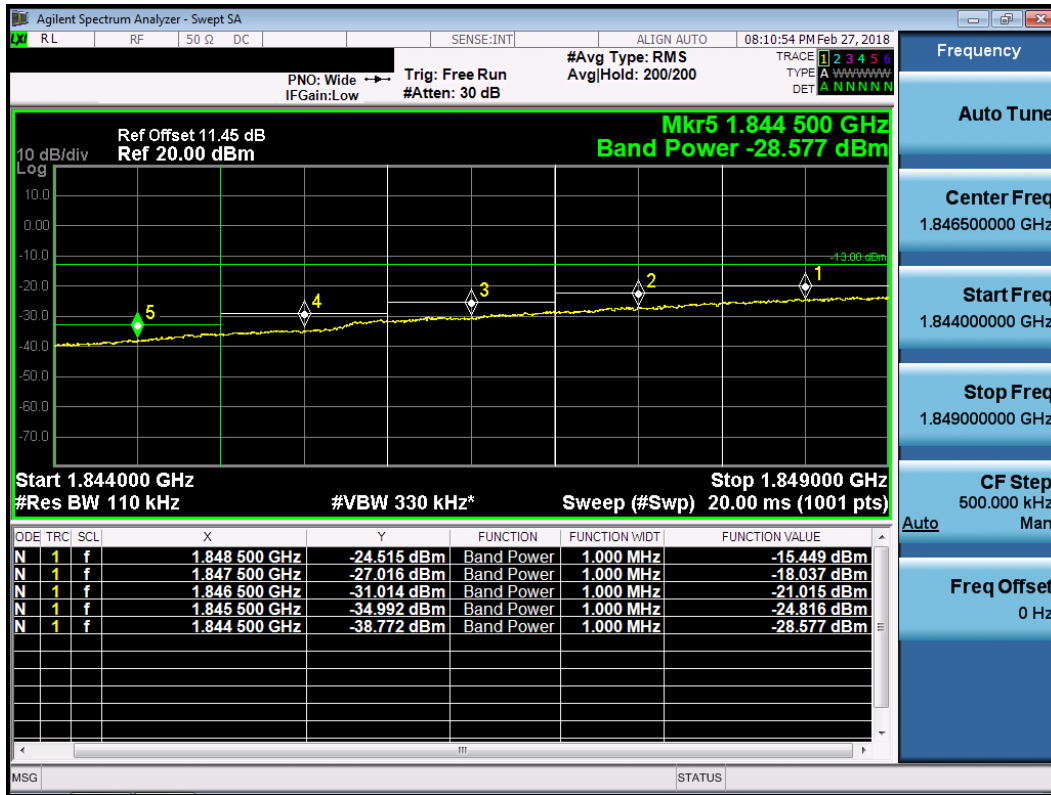


Worst Plot of 16QAM, High Channel

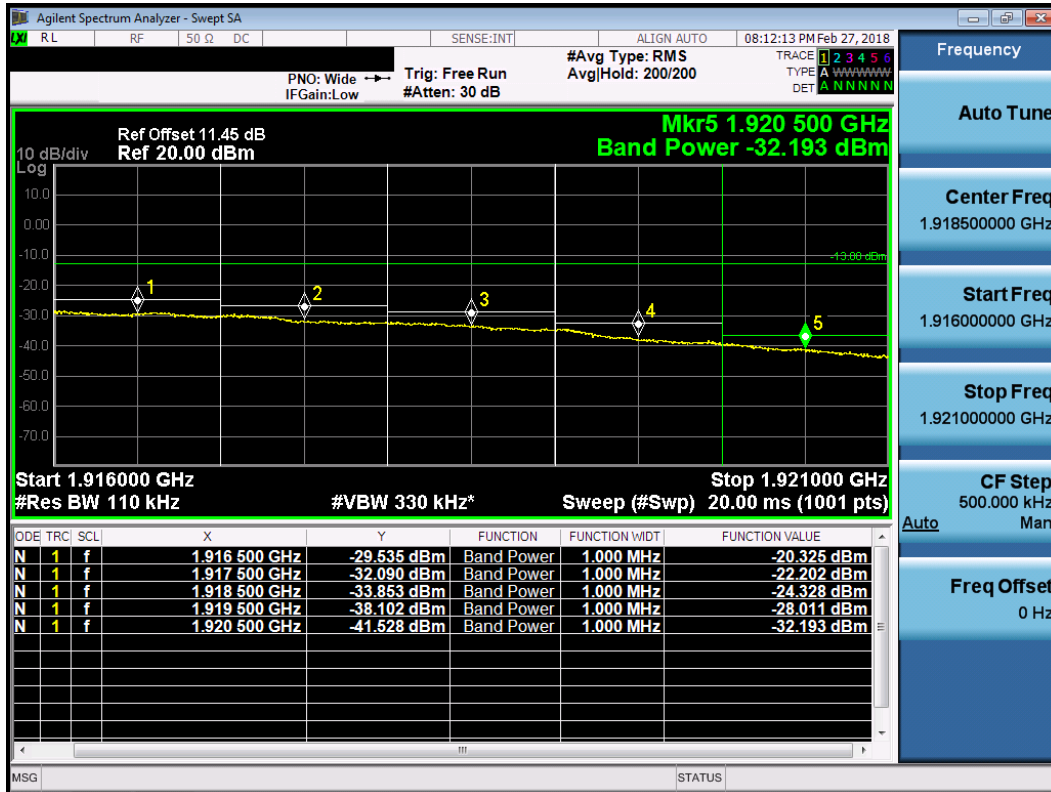


Measured Band Edge Result												
Channel Bandwidth (MHz)	Modulation	PCC Freq. (MHz)	SCC Freq. (MHz)	PCC RB		SCC RB		Range (MHz)	ANT 0 (dBm)	ANT 2 (dBm)	Total (dBm)	Limit (dBm)
				size	offset	size	offset					
5+5	64QAM	1852.5	1912.5	1	0	1	0	1849~1848	-35.758	-48.031	-35.51	-13
								1848~1847	-42.990	-49.536	-42.12	-13
								1847~1846	-44.067	-49.254	-42.92	-13
								1846~1845	-45.651	-49.620	-44.19	-13
								1845~1844	-48.309	-50.383	-46.21	-13
				25	0	25	0	1849~1848	-15.449	-29.515	-15.28	-13
								1848~1847	-18.037	-32.186	-17.87	-13
								1847~1846	-21.015	-35.468	-20.86	-13
								1846~1845	-24.816	-39.102	-24.66	-13
								1845~1844	-28.577	-42.729	-28.41	-13
				1	24	1	24	1916~1917	-49.745	-37.914	-37.64	-13
								1917~1918	-50.220	-43.650	-42.79	-13
								1918~1919	-50.010	-44.283	-43.25	-13
								1919~1920	-50.121	-45.584	-44.27	-13
								1920~1921	-50.613	-48.639	-46.50	-13
				25	0	25	0	1916~1917	-33.919	-20.325	-20.14	-13
								1917~1918	-37.076	-22.202	-22.06	-13
								1918~1919	-41.084	-24.328	-24.24	-13
								1919~1920	-44.556	-28.011	-27.92	-13
								1920~1921	-46.460	-32.193	-32.03	-13

Worst Plot of 64QAM, Low Channel

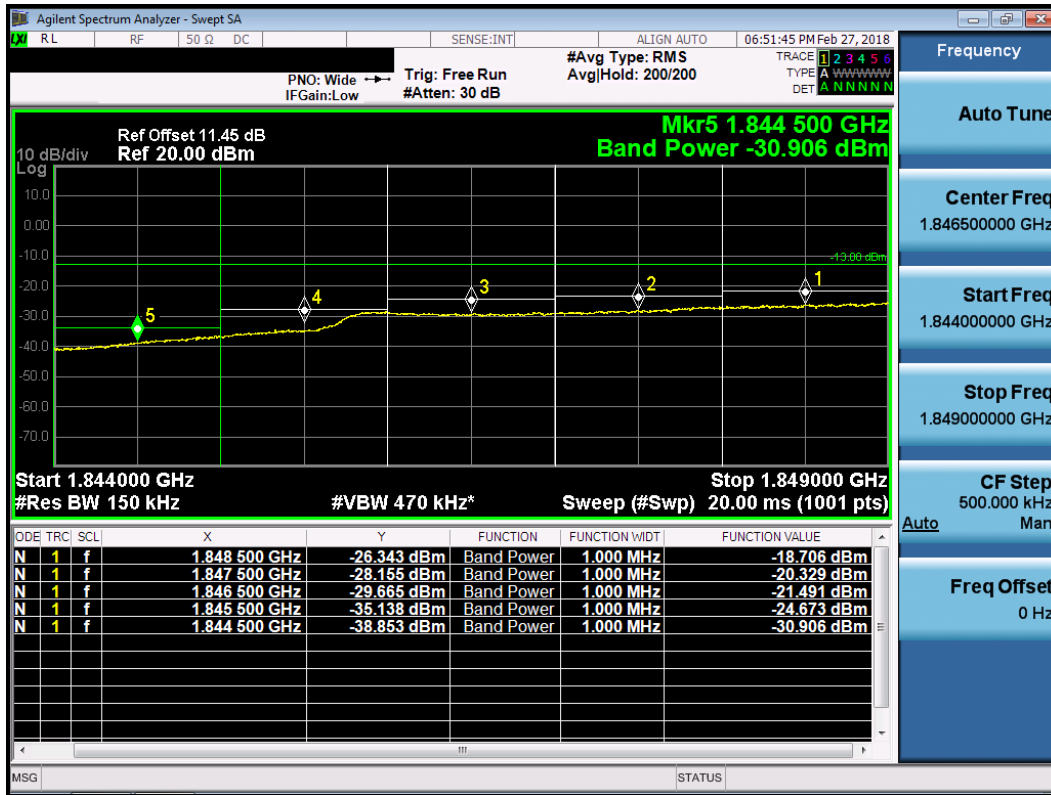


Worst Plot of 64QAM, High Channel

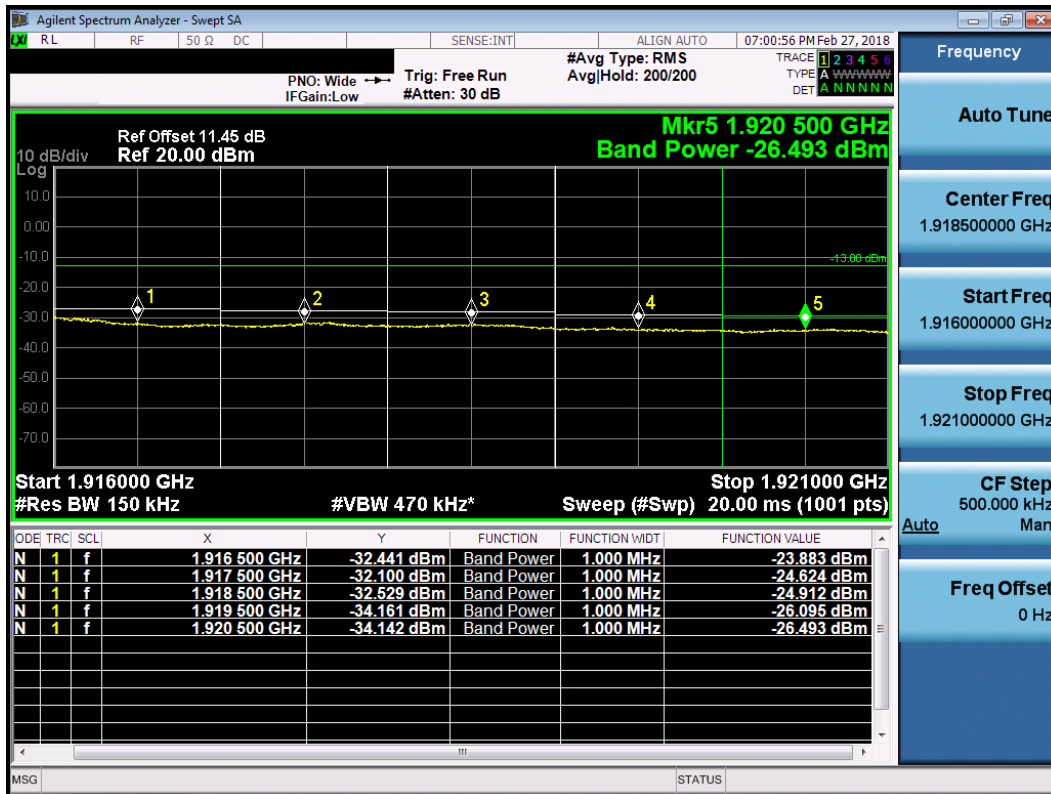


Measured Band Edge Result												
Channel Bandwidth (MHz)	Modulation	PCC Freq. (MHz)	SCC Freq. (MHz)	PCC RB		SCC RB		Range (MHz)	ANT 0 (dBm)	ANT 2 (dBm)	Total (dBm)	Limit (dBm)
				size	offset	size	offset					
5+10	QPSK	1852.5	1910.0	1	0	1	0	1849~1848	-36.393	-47.734	-36.09	-13
								1848~1847	-43.302	-48.868	-42.24	-13
								1847~1846	-45.397	-49.194	-43.88	-13
								1846~1845	-46.777	-49.407	-44.89	-13
								1845~1844	-48.484	-49.773	-46.07	-13
				25	0	50	0	1849~1848	-18.706	-29.625	-18.37	-13
								1848~1847	-20.329	-30.263	-19.91	-13
								1847~1846	-21.491	-31.553	-21.08	-13
								1846~1845	-24.673	-31.742	-23.89	-13
								1845~1844	-30.906	-33.005	-28.82	-13
				1	24	1	49	1916~1917	-50.075	-35.931	-35.77	-13
								1917~1918	-50.494	-40.966	-40.51	-13
								1918~1919	-50.617	-41.945	-41.39	-13
								1919~1920	-50.741	-45.438	-44.32	-13
								1920~1921	-50.731	-47.604	-45.88	-13
				25	0	50	0	1916~1917	-38.408	-23.883	-23.73	-13
								1917~1918	-41.186	-24.624	-24.53	-13
								1918~1919	-44.442	-24.912	-24.86	-13
								1919~1920	-47.181	-26.095	-26.06	-13
								1920~1921	-48.167	-26.493	-26.46	-13

Worst Plot of QPSK, Low Channel



Worst Plot of QPSK, High Channel



Measured Band Edge Result												
Channel Bandwidth (MHz)	Modulation	PCC Freq. (MHz)	SCC Freq. (MHz)	PCC RB		SCC RB		Range (MHz)	ANT 0 (dBm)	ANT 2 (dBm)	Total (dBm)	Limit (dBm)
				size	offset	size	offset					
5+10	16QAM	1852.5	1910.0	1	0	1	0	1849~1848	-36.393	-47.330	-36.06	-13
								1848~1847	-43.071	-48.891	-42.06	-13
								1847~1846	-44.627	-49.146	-43.31	-13
								1846~1845	-45.932	-49.269	-44.28	-13
								1845~1844	-48.332	-49.756	-45.98	-13
				25	0	50	0	1849~1848	-15.870	-28.487	-15.64	-13
								1848~1847	-18.303	-29.333	-17.97	-13
								1847~1846	-21.103	-30.667	-20.65	-13
								1846~1845	-24.990	-31.570	-24.13	-13
								1845~1844	-28.773	-33.020	-27.39	-13
				1	24	1	49	1916~1917	-50.171	-35.828	-35.67	-13
								1917~1918	-50.517	-41.019	-40.56	-13
								1918~1919	-50.654	-41.889	-41.35	-13
								1919~1920	-50.791	-45.378	-44.28	-13
								1920~1921	-50.797	-47.287	-45.69	-13
				25	0	50	0	1916~1917	-37.694	-21.723	-21.61	-13
								1917~1918	-40.778	-22.623	-22.56	-13
								1918~1919	-44.453	-23.226	-23.19	-13
								1919~1920	-46.845	-24.753	-24.73	-13
								1920~1921	-48.040	-25.561	-25.54	-13