

3.4 Channel Edge

3.4.1 Limit of Channel Edge

For all fixed digital user stations, the attenuation factor shall be not less than $43 + 10 \log (P)$ dB at the channel edge

3.4.2 Test Procedures

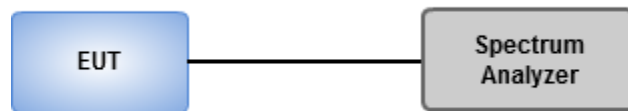
Frequency in 2615~2695 MHz.

- 1 Set RBW = 51 ~ 200 kHz, VBW = 160 ~ 620 kHz for channel bandwidth 5 ~ 20 MHz, detector = RMS, sweep time = auto
- 2 Use channel power measurement function of spectrum analyzer to integrate power over necessary bandwidth.

Frequency below 2615 and above 2695 MHz.

- 1 Set RBW = 1MHz, VBW= 3MHz detector = RMS, sweep time = auto.
- 2 Record the max trace value and capture the test plot.

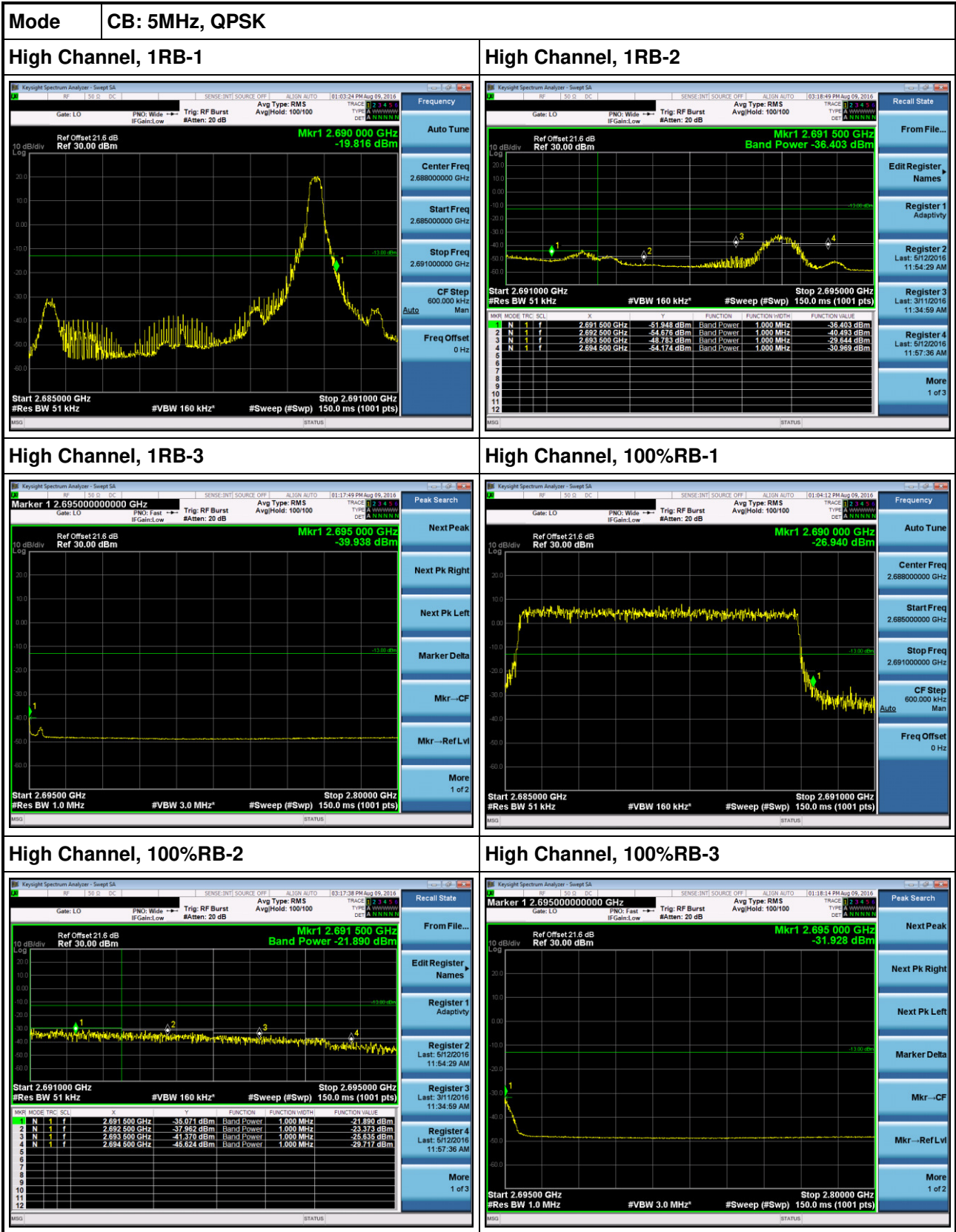
3.4.3 Test Setup

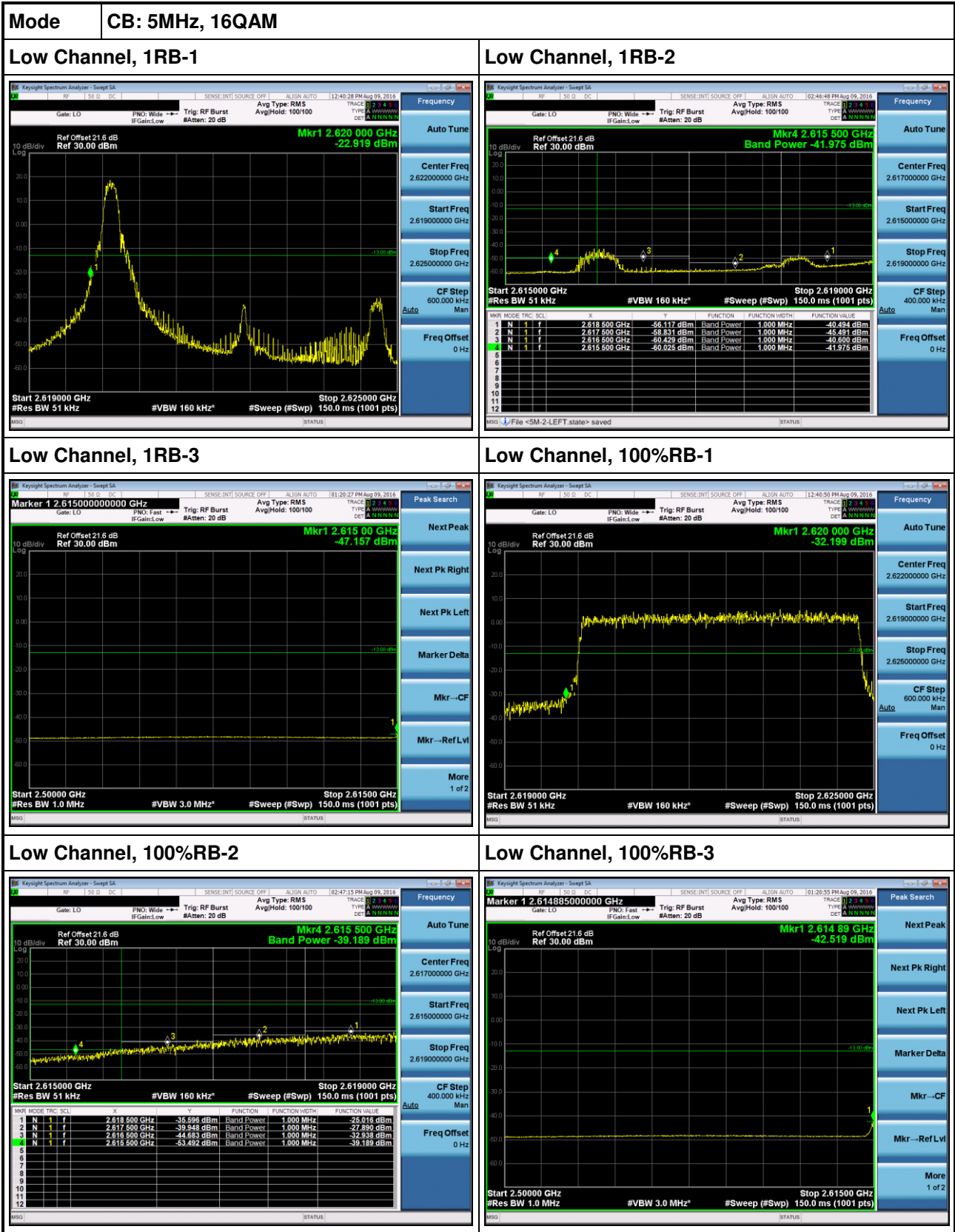


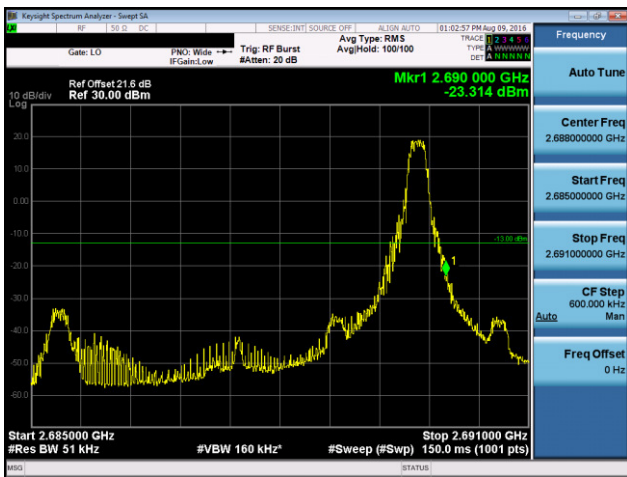

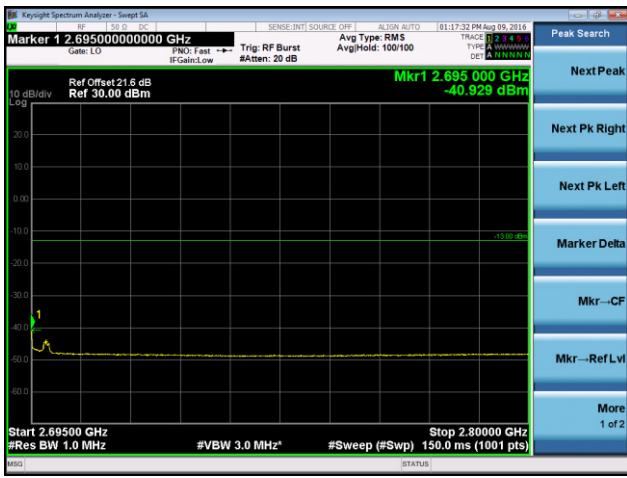
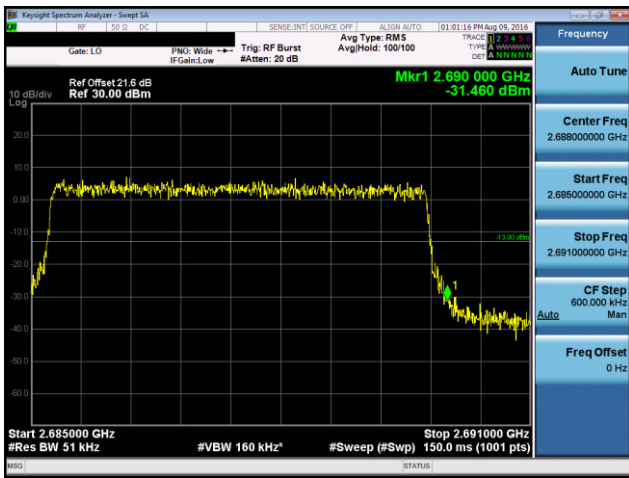
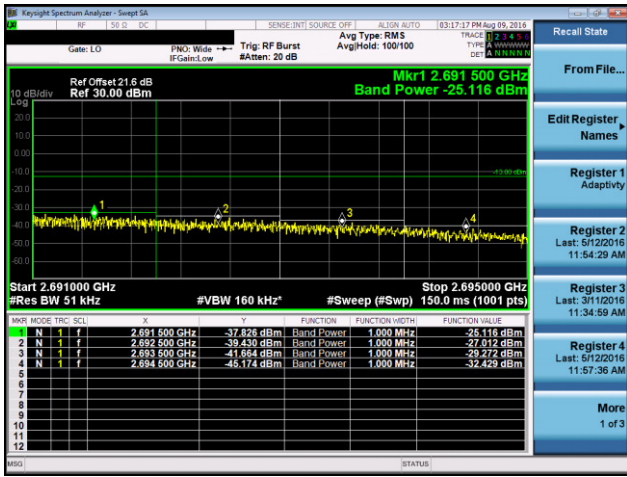
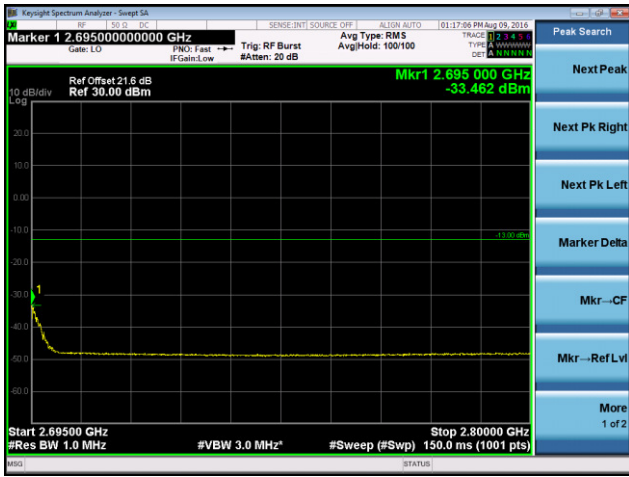
3.4.4 Test Result of Band Edge

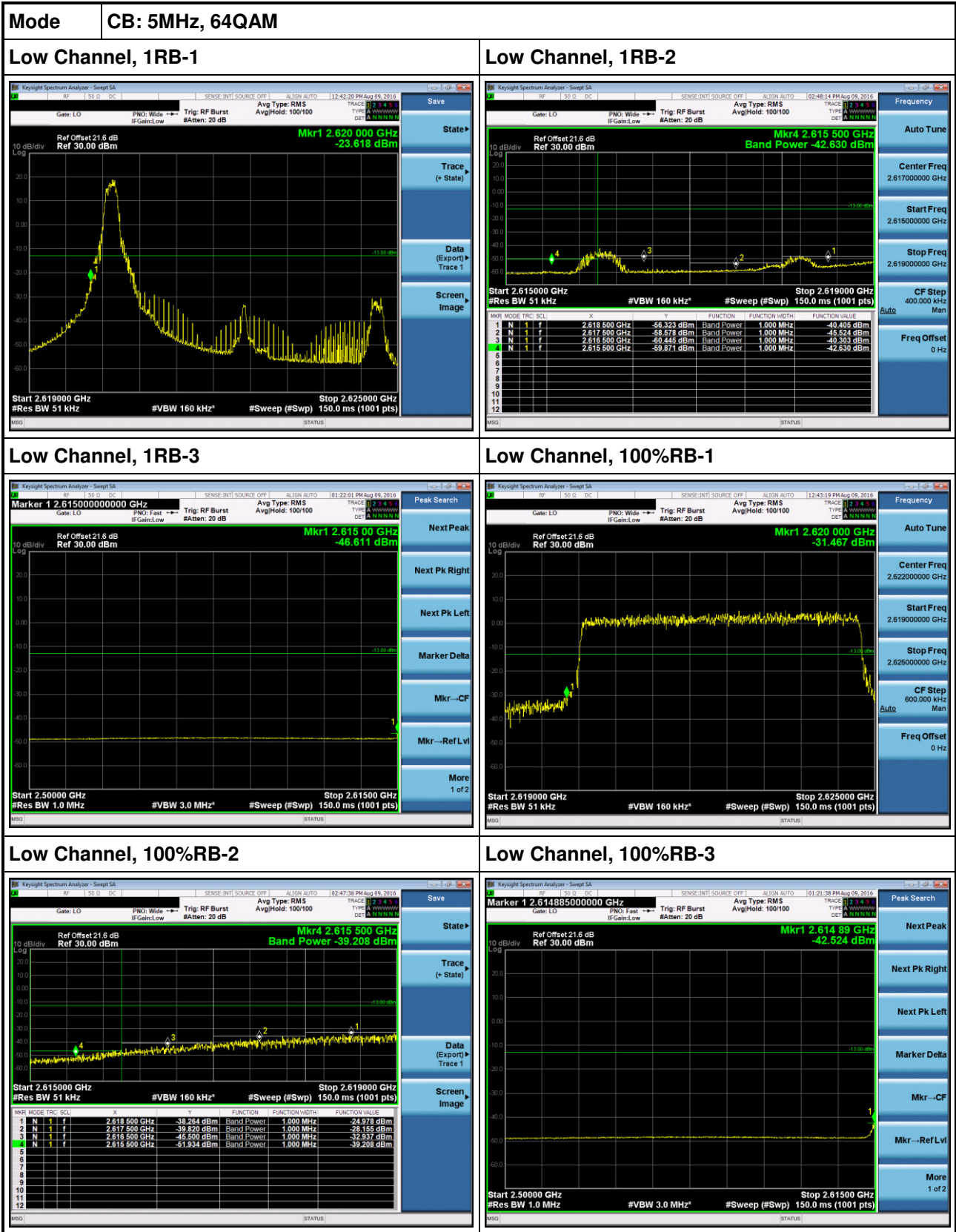
CB: 5MHz

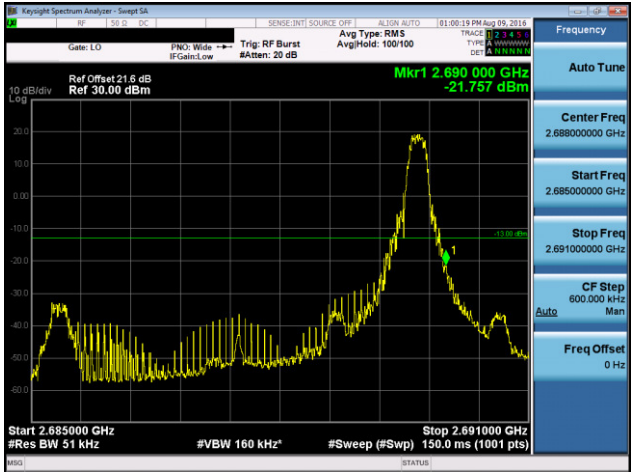

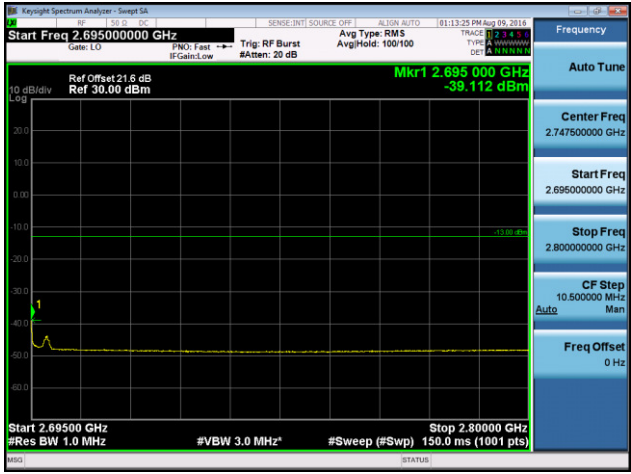
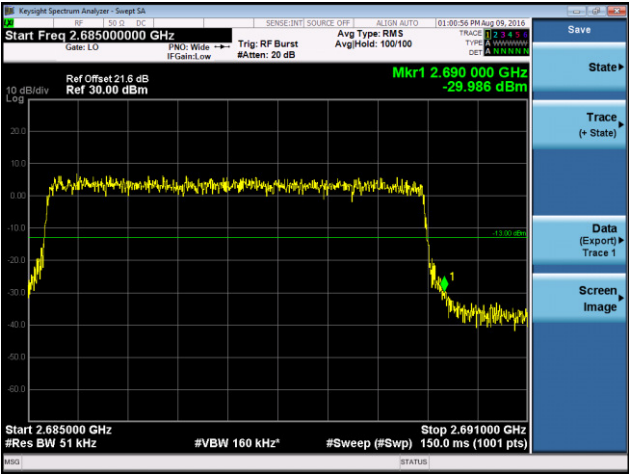
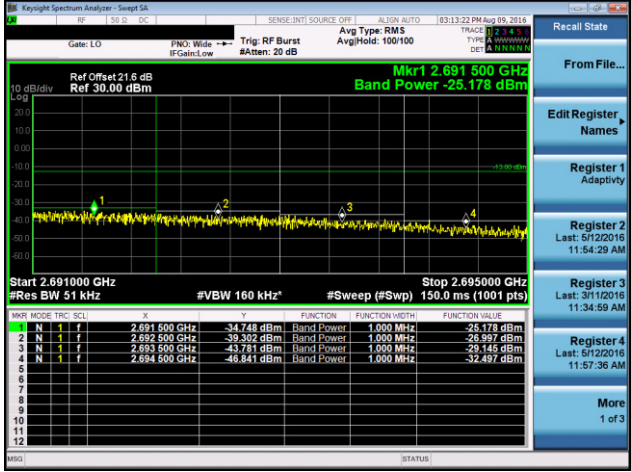
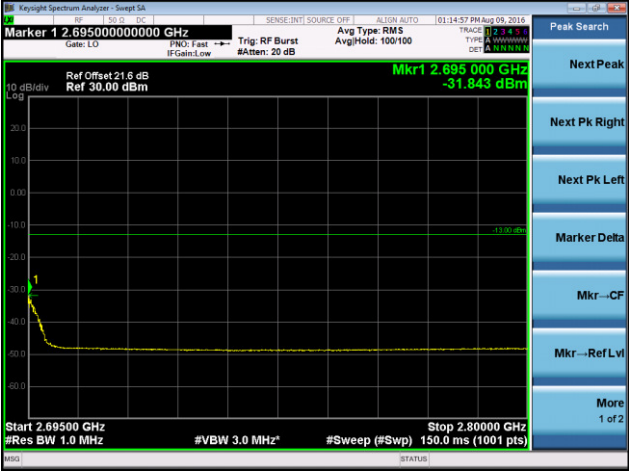






Mode CB: 5MHz, 16QAM																																									
High Channel, 1RB-1	High Channel, 1RB-2																																								
	 <table border="1" style="font-size: 8px; margin-top: 10px;"> <thead> <tr> <th>MKR</th> <th>MODE</th> <th>TRC</th> <th>SCL</th> <th>F</th> <th>FUNCTION</th> <th>FUNCTION WIDTH</th> <th>FUNCTION VALUE</th> </tr> </thead> <tbody> <tr> <td>2</td> <td>N</td> <td>1</td> <td>f</td> <td>2.691500 GHz</td> <td>Band Power</td> <td>1.000 MHz</td> <td>-37.491 dBm</td> </tr> <tr> <td>3</td> <td>N</td> <td>1</td> <td>f</td> <td>2.692500 GHz</td> <td>Band Power</td> <td>1.000 MHz</td> <td>-41.847 dBm</td> </tr> <tr> <td>4</td> <td>N</td> <td>1</td> <td>f</td> <td>2.693500 GHz</td> <td>Band Power</td> <td>1.000 MHz</td> <td>-30.736 dBm</td> </tr> <tr> <td>5</td> <td>N</td> <td>1</td> <td>f</td> <td>2.694500 GHz</td> <td>Band Power</td> <td>1.000 MHz</td> <td>-32.643 dBm</td> </tr> </tbody> </table>	MKR	MODE	TRC	SCL	F	FUNCTION	FUNCTION WIDTH	FUNCTION VALUE	2	N	1	f	2.691500 GHz	Band Power	1.000 MHz	-37.491 dBm	3	N	1	f	2.692500 GHz	Band Power	1.000 MHz	-41.847 dBm	4	N	1	f	2.693500 GHz	Band Power	1.000 MHz	-30.736 dBm	5	N	1	f	2.694500 GHz	Band Power	1.000 MHz	-32.643 dBm
MKR	MODE	TRC	SCL	F	FUNCTION	FUNCTION WIDTH	FUNCTION VALUE																																		
2	N	1	f	2.691500 GHz	Band Power	1.000 MHz	-37.491 dBm																																		
3	N	1	f	2.692500 GHz	Band Power	1.000 MHz	-41.847 dBm																																		
4	N	1	f	2.693500 GHz	Band Power	1.000 MHz	-30.736 dBm																																		
5	N	1	f	2.694500 GHz	Band Power	1.000 MHz	-32.643 dBm																																		
High Channel, 1RB-3	High Channel, 100%RB-1																																								
																																									
High Channel, 100%RB-2	High Channel, 100%RB-3																																								
 <table border="1" style="font-size: 8px; margin-top: 10px;"> <thead> <tr> <th>MKR</th> <th>MODE</th> <th>TRC</th> <th>SCL</th> <th>F</th> <th>FUNCTION</th> <th>FUNCTION WIDTH</th> <th>FUNCTION VALUE</th> </tr> </thead> <tbody> <tr> <td>2</td> <td>N</td> <td>1</td> <td>f</td> <td>2.691500 GHz</td> <td>Band Power</td> <td>1.000 MHz</td> <td>-25.116 dBm</td> </tr> <tr> <td>3</td> <td>N</td> <td>1</td> <td>f</td> <td>2.692500 GHz</td> <td>Band Power</td> <td>1.000 MHz</td> <td>-27.612 dBm</td> </tr> <tr> <td>4</td> <td>N</td> <td>1</td> <td>f</td> <td>2.693500 GHz</td> <td>Band Power</td> <td>1.000 MHz</td> <td>-29.272 dBm</td> </tr> <tr> <td>5</td> <td>N</td> <td>1</td> <td>f</td> <td>2.694500 GHz</td> <td>Band Power</td> <td>1.000 MHz</td> <td>-32.429 dBm</td> </tr> </tbody> </table>	MKR	MODE	TRC	SCL	F	FUNCTION	FUNCTION WIDTH	FUNCTION VALUE	2	N	1	f	2.691500 GHz	Band Power	1.000 MHz	-25.116 dBm	3	N	1	f	2.692500 GHz	Band Power	1.000 MHz	-27.612 dBm	4	N	1	f	2.693500 GHz	Band Power	1.000 MHz	-29.272 dBm	5	N	1	f	2.694500 GHz	Band Power	1.000 MHz	-32.429 dBm	
MKR	MODE	TRC	SCL	F	FUNCTION	FUNCTION WIDTH	FUNCTION VALUE																																		
2	N	1	f	2.691500 GHz	Band Power	1.000 MHz	-25.116 dBm																																		
3	N	1	f	2.692500 GHz	Band Power	1.000 MHz	-27.612 dBm																																		
4	N	1	f	2.693500 GHz	Band Power	1.000 MHz	-29.272 dBm																																		
5	N	1	f	2.694500 GHz	Band Power	1.000 MHz	-32.429 dBm																																		



Mode CB: 5MHz, 64QAM																																																							
High Channel, 1RB-1																																																							
	 <table border="1"> <thead> <tr> <th>MKR</th> <th>MODE</th> <th>TRC</th> <th>SCL</th> <th>X</th> <th>Y</th> <th>FUNCTION</th> <th>FUNCTION WIDTH</th> <th>FUNCTION VALUE</th> </tr> </thead> <tbody> <tr> <td>1</td> <td>N</td> <td>1</td> <td>f</td> <td>2.691500 GHz</td> <td>-37.973 dBm</td> <td>Band Power</td> <td>1.000 MHz</td> <td>-37.973 dBm</td> </tr> <tr> <td>2</td> <td>N</td> <td>1</td> <td>f</td> <td>2.692500 GHz</td> <td>-56.094 dBm</td> <td>Band Power</td> <td>1.000 MHz</td> <td>-41.692 dBm</td> </tr> <tr> <td>3</td> <td>N</td> <td>1</td> <td>f</td> <td>2.693500 GHz</td> <td>-53.748 dBm</td> <td>Band Power</td> <td>1.000 MHz</td> <td>-39.780 dBm</td> </tr> <tr> <td>4</td> <td>N</td> <td>1</td> <td>f</td> <td>2.694500 GHz</td> <td>-56.385 dBm</td> <td>Band Power</td> <td>1.000 MHz</td> <td>-32.075 dBm</td> </tr> </tbody> </table>	MKR	MODE	TRC	SCL	X	Y	FUNCTION	FUNCTION WIDTH	FUNCTION VALUE	1	N	1	f	2.691500 GHz	-37.973 dBm	Band Power	1.000 MHz	-37.973 dBm	2	N	1	f	2.692500 GHz	-56.094 dBm	Band Power	1.000 MHz	-41.692 dBm	3	N	1	f	2.693500 GHz	-53.748 dBm	Band Power	1.000 MHz	-39.780 dBm	4	N	1	f	2.694500 GHz	-56.385 dBm	Band Power	1.000 MHz	-32.075 dBm									
MKR	MODE	TRC	SCL	X	Y	FUNCTION	FUNCTION WIDTH	FUNCTION VALUE																																															
1	N	1	f	2.691500 GHz	-37.973 dBm	Band Power	1.000 MHz	-37.973 dBm																																															
2	N	1	f	2.692500 GHz	-56.094 dBm	Band Power	1.000 MHz	-41.692 dBm																																															
3	N	1	f	2.693500 GHz	-53.748 dBm	Band Power	1.000 MHz	-39.780 dBm																																															
4	N	1	f	2.694500 GHz	-56.385 dBm	Band Power	1.000 MHz	-32.075 dBm																																															
High Channel, 1RB-3																																																							
																																																							
High Channel, 100%RB-2																																																							
 <table border="1"> <thead> <tr> <th>MKR</th> <th>MODE</th> <th>TRC</th> <th>SCL</th> <th>X</th> <th>Y</th> <th>FUNCTION</th> <th>FUNCTION WIDTH</th> <th>FUNCTION VALUE</th> </tr> </thead> <tbody> <tr> <td>1</td> <td>N</td> <td>1</td> <td>f</td> <td>2.691500 GHz</td> <td>-25.178 dBm</td> <td>Band Power</td> <td>1.000 MHz</td> <td>-25.178 dBm</td> </tr> <tr> <td>2</td> <td>N</td> <td>1</td> <td>f</td> <td>2.692500 GHz</td> <td>-34.748 dBm</td> <td>Band Power</td> <td>1.000 MHz</td> <td>-28.575 dBm</td> </tr> <tr> <td>3</td> <td>N</td> <td>1</td> <td>f</td> <td>2.693500 GHz</td> <td>-39.302 dBm</td> <td>Band Power</td> <td>1.000 MHz</td> <td>-28.597 dBm</td> </tr> <tr> <td>4</td> <td>N</td> <td>1</td> <td>f</td> <td>2.694500 GHz</td> <td>-43.781 dBm</td> <td>Band Power</td> <td>1.000 MHz</td> <td>-29.145 dBm</td> </tr> <tr> <td>5</td> <td>N</td> <td>1</td> <td>f</td> <td>2.695500 GHz</td> <td>-46.841 dBm</td> <td>Band Power</td> <td>1.000 MHz</td> <td>-32.497 dBm</td> </tr> </tbody> </table>	MKR	MODE	TRC	SCL	X	Y	FUNCTION	FUNCTION WIDTH	FUNCTION VALUE	1	N	1	f	2.691500 GHz	-25.178 dBm	Band Power	1.000 MHz	-25.178 dBm	2	N	1	f	2.692500 GHz	-34.748 dBm	Band Power	1.000 MHz	-28.575 dBm	3	N	1	f	2.693500 GHz	-39.302 dBm	Band Power	1.000 MHz	-28.597 dBm	4	N	1	f	2.694500 GHz	-43.781 dBm	Band Power	1.000 MHz	-29.145 dBm	5	N	1	f	2.695500 GHz	-46.841 dBm	Band Power	1.000 MHz	-32.497 dBm	
MKR	MODE	TRC	SCL	X	Y	FUNCTION	FUNCTION WIDTH	FUNCTION VALUE																																															
1	N	1	f	2.691500 GHz	-25.178 dBm	Band Power	1.000 MHz	-25.178 dBm																																															
2	N	1	f	2.692500 GHz	-34.748 dBm	Band Power	1.000 MHz	-28.575 dBm																																															
3	N	1	f	2.693500 GHz	-39.302 dBm	Band Power	1.000 MHz	-28.597 dBm																																															
4	N	1	f	2.694500 GHz	-43.781 dBm	Band Power	1.000 MHz	-29.145 dBm																																															
5	N	1	f	2.695500 GHz	-46.841 dBm	Band Power	1.000 MHz	-32.497 dBm																																															