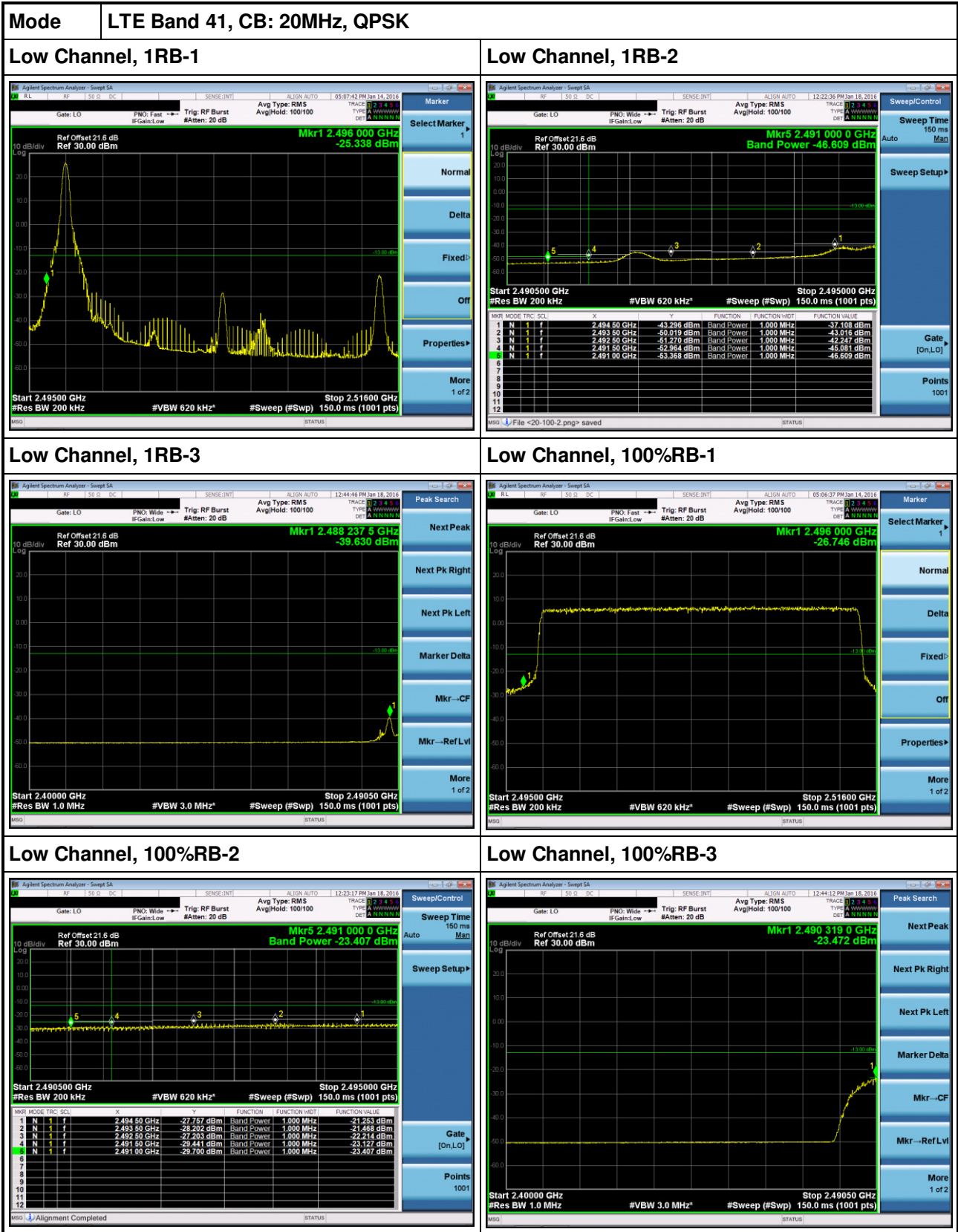
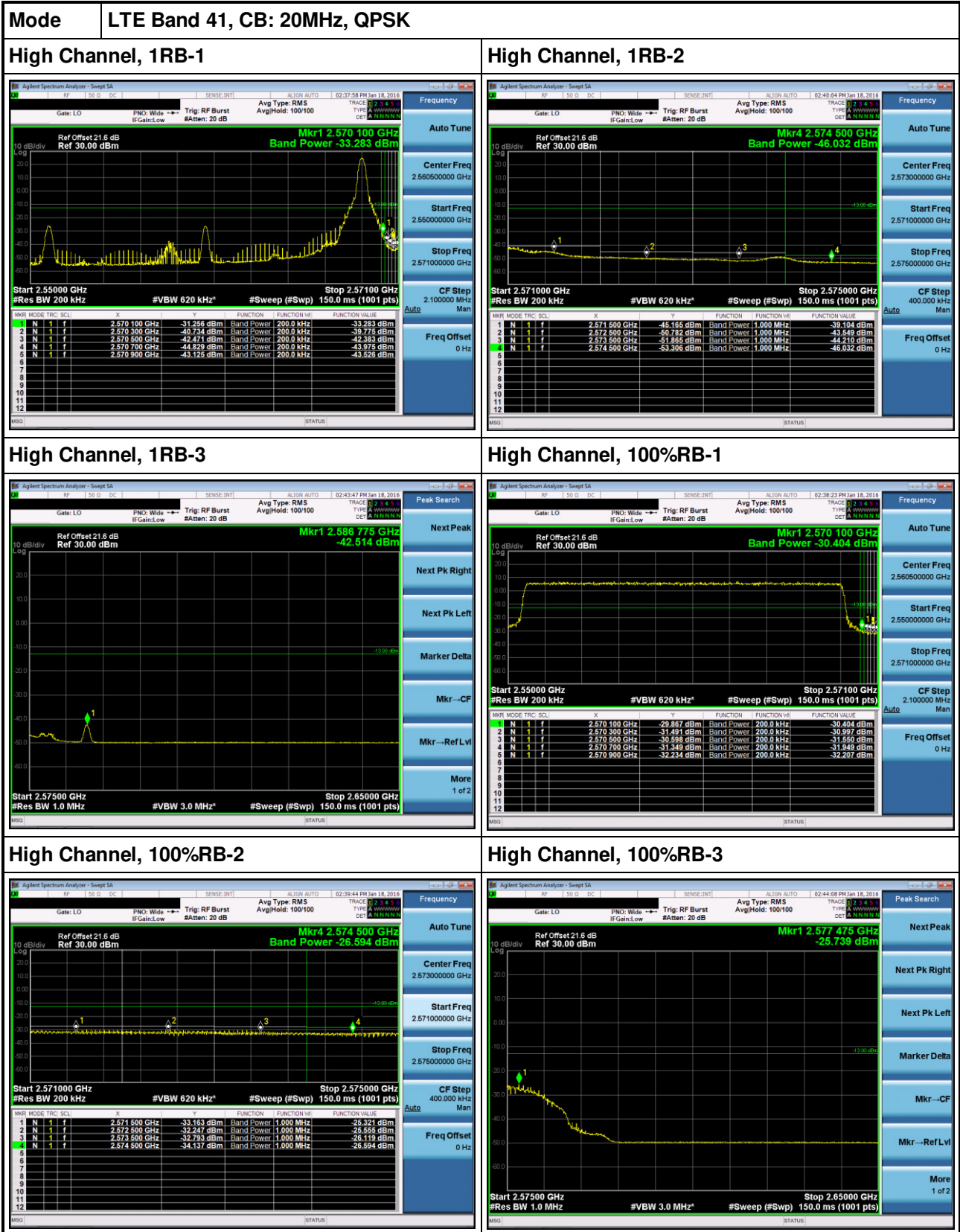
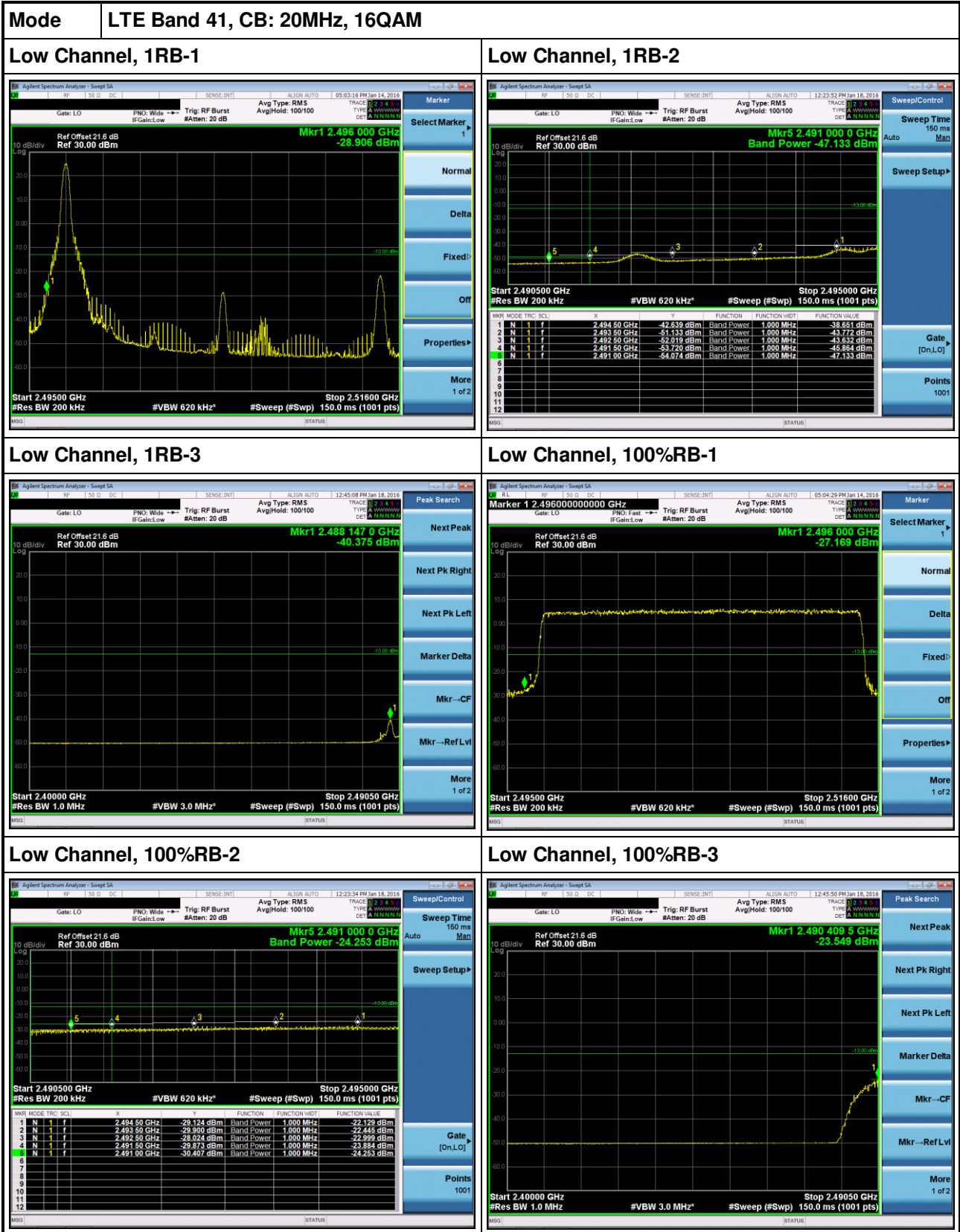
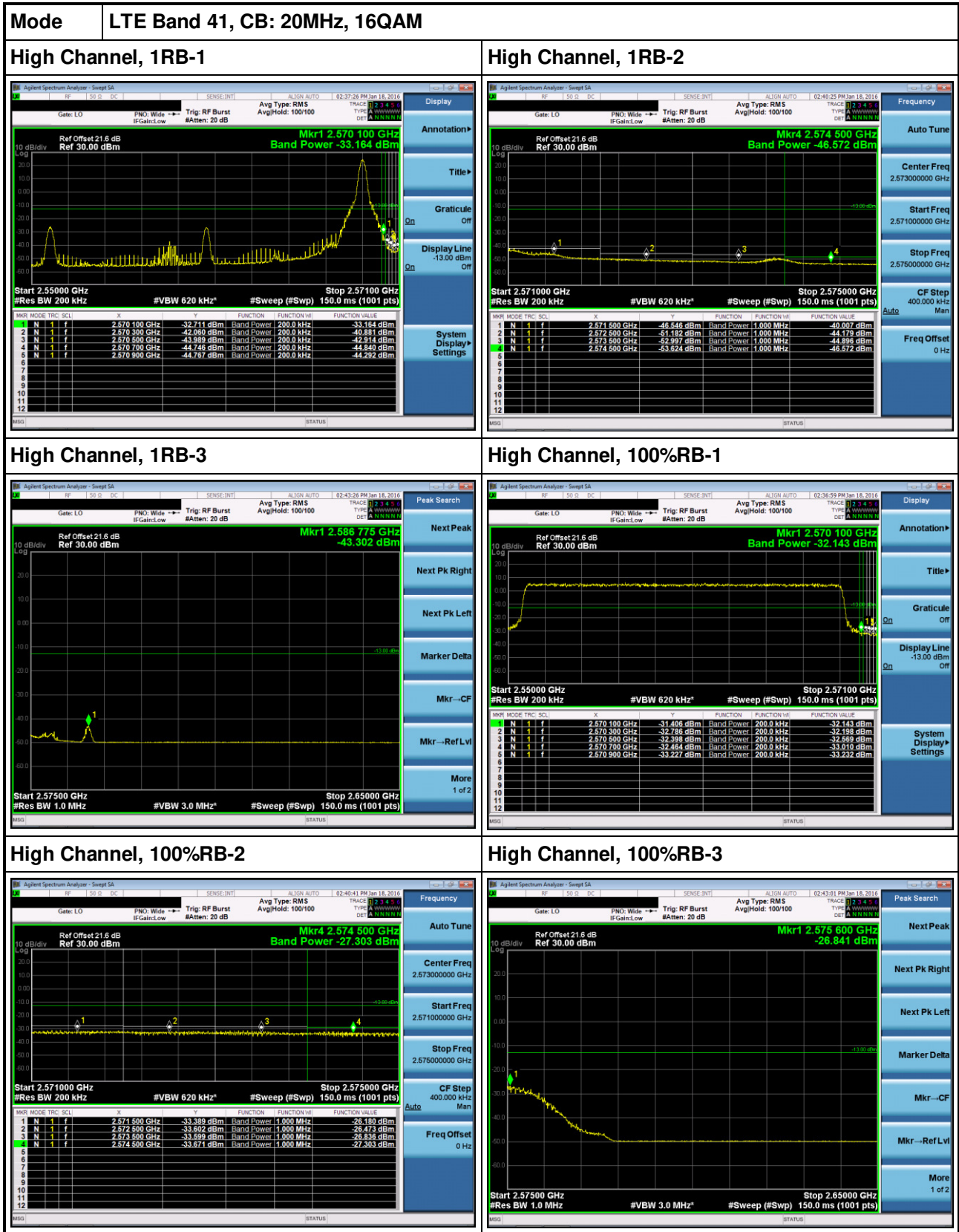


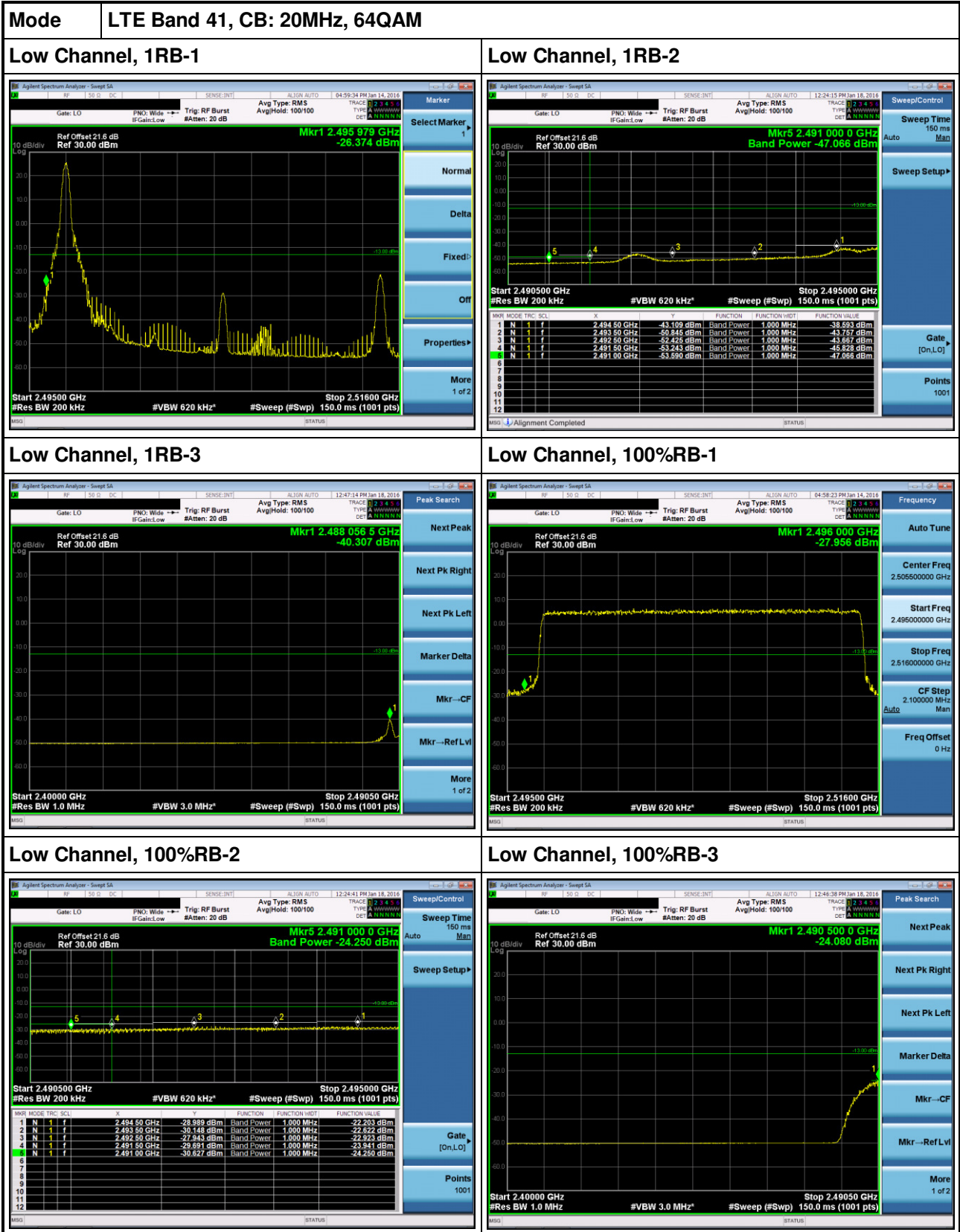
LTE Band 41, CB: 20MHz

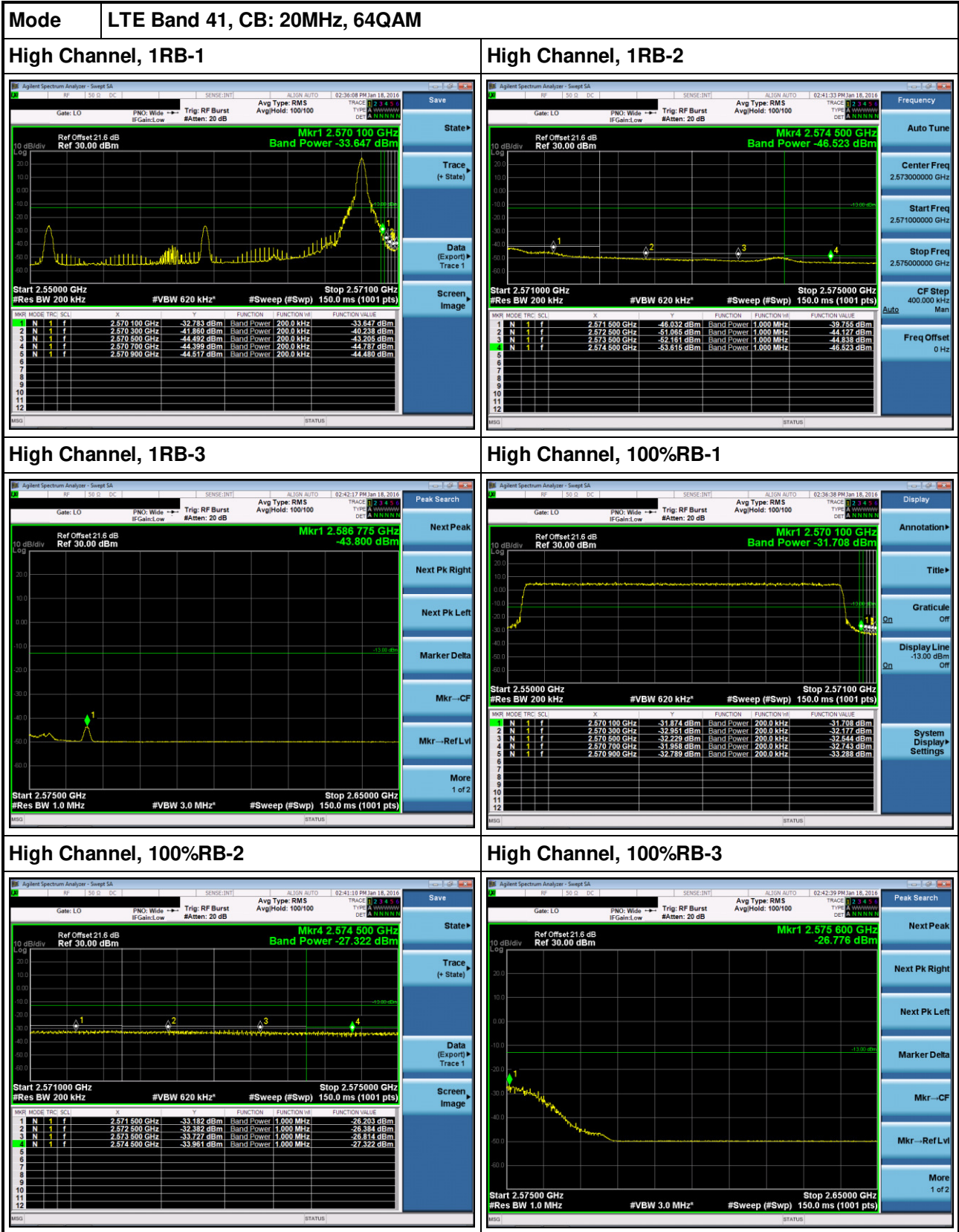










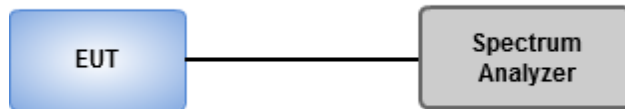


3.5 Emission and Occupied Bandwidth

3.5.1 Test Procedures

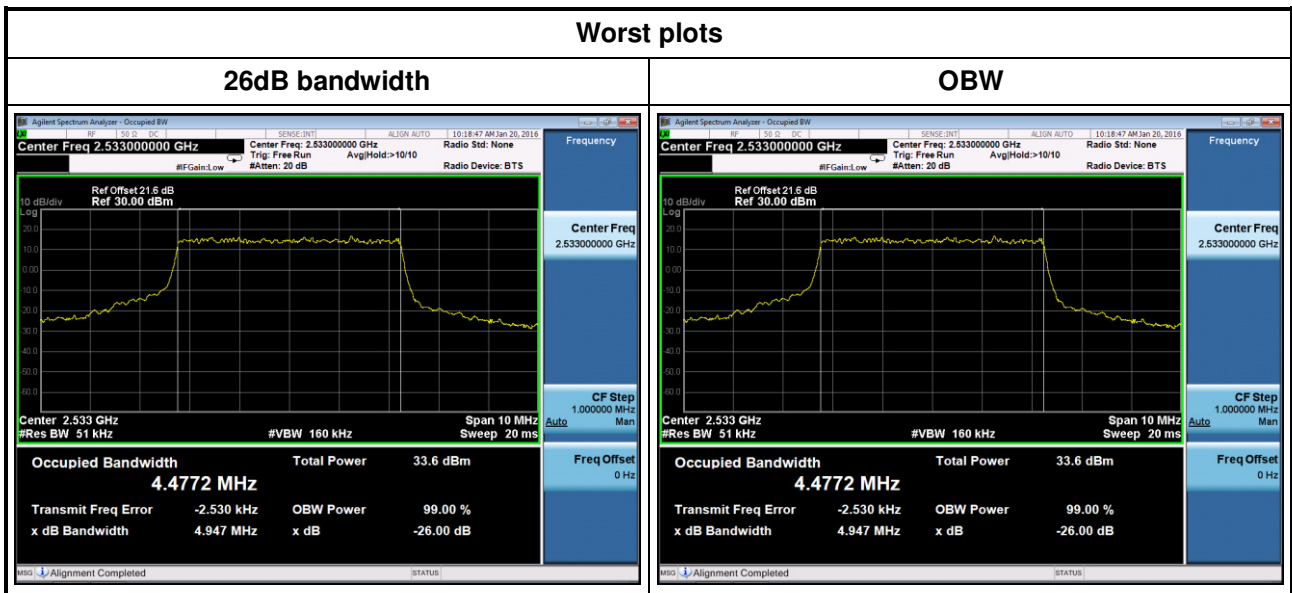
1. Set resolution bandwidth (RBW) = 51~200 kHz, Video bandwidth=160~620kHz for 5 ~ 20 MHz channel bandwidth.
2. Set Detector = Peak, Trace mode = max hold, Sweep = auto couple, Allow the trace to stabilize.
3. Using 26dB and occupied bandwidth measurement function of spectrum analyzer to measure bandwidth.

3.5.2 Test Setup



3.5.3 Test Result of Occupied Bandwidth

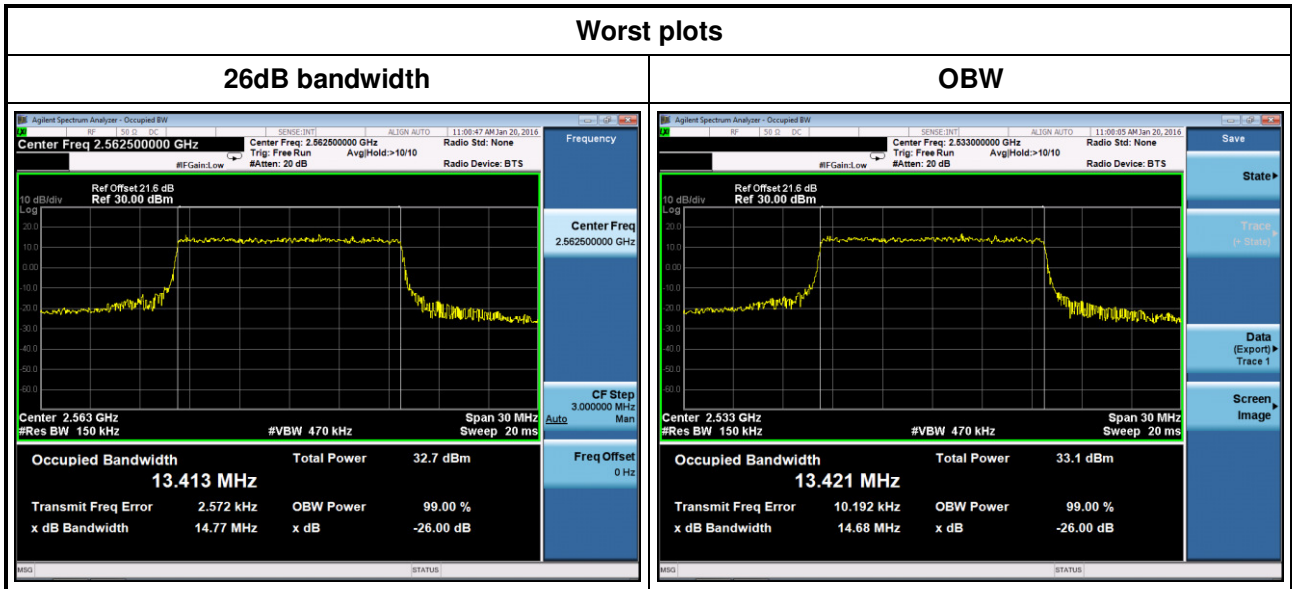
Channel Bandwidth (MHz)	Modulation	Frequency (MHz)	26dB BW (MHz)	99% OBW (MHz)
5	QPSK	2498.5	4.939	4.48
5	QPSK	2533.0	4.947	4.48
5	QPSK	2567.5	4.939	4.47
5	16QAM	2498.5	4.900	4.47
5	16QAM	2533.0	4.903	4.47
5	16QAM	2567.5	4.901	4.47
5	64QAM	2498.5	4.906	4.46
5	64QAM	2533.0	4.902	4.46
5	64QAM	2567.5	4.904	4.46



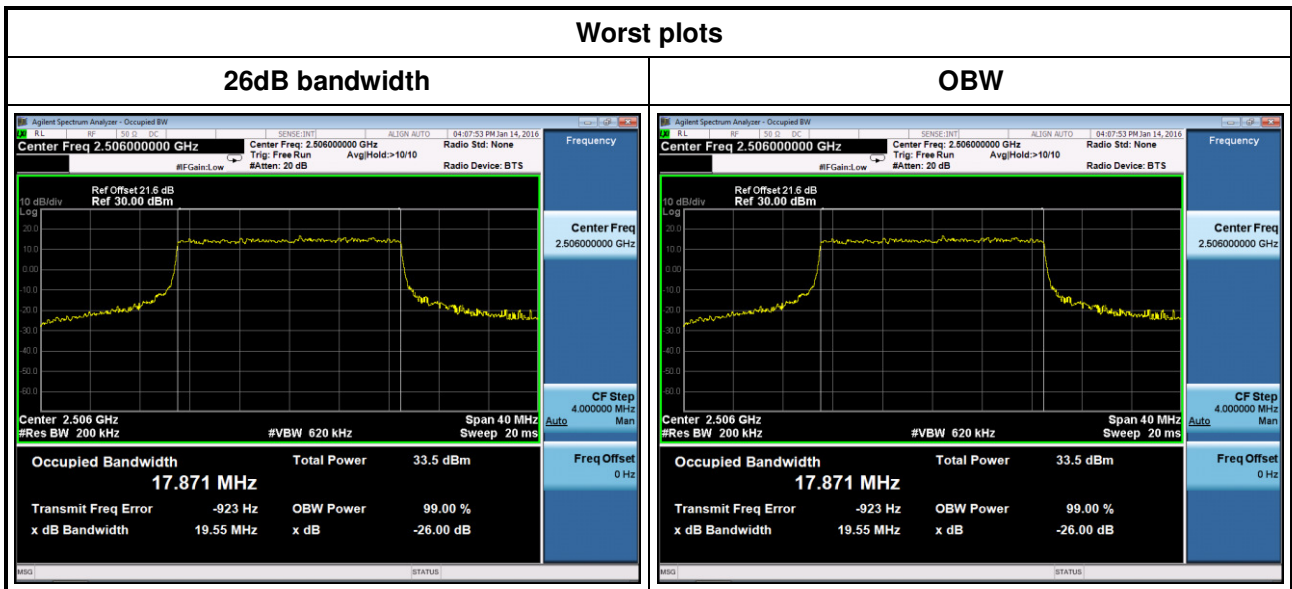
Channel Bandwidth (MHz)	Modulation	Frequency (MHz)	26dB BW (MHz)	99% OBW (MHz)
10	QPSK	2501.0	9.608	8.93
10	QPSK	2533.0	9.609	8.92
10	QPSK	2565.0	9.625	8.93
10	16QAM	2501.0	9.682	8.92
10	16QAM	2533.0	9.735	8.92
10	16QAM	2565.0	9.643	8.91
10	64QAM	2501.0	9.736	8.93
10	64QAM	2533.0	9.741	8.93
10	64QAM	2565.0	9.748	8.93



Channel Bandwidth (MHz)	Modulation	Frequency (MHz)	26dB BW (MHz)	99% OBW (MHz)
15	QPSK	2503.5	14.63	13.42
15	QPSK	2533.0	14.65	13.41
15	QPSK	2562.5	14.66	13.42
15	16QAM	2503.5	13.42	13.42
15	16QAM	2533.0	13.42	13.42
15	16QAM	2562.5	13.42	13.42
15	64QAM	2503.5	14.71	13.42
15	64QAM	2533.0	14.68	13.42
15	64QAM	2562.5	14.77	13.41



Channel Bandwidth (MHz)	Modulation	Frequency (MHz)	26dB BW (MHz)	99% OBW (MHz)
20	QPSK	2506.0	19.35	17.87
20	QPSK	2533.0	19.33	17.86
20	QPSK	2560.0	19.34	17.87
20	16QAM	2506.0	19.55	17.87
20	16QAM	2533.0	19.39	17.87
20	16QAM	2560.0	19.46	17.87
20	64QAM	2506.0	19.39	17.84
20	64QAM	2533.0	19.31	17.83
20	64QAM	2560.0	19.31	17.84



3.6 Frequency Stability

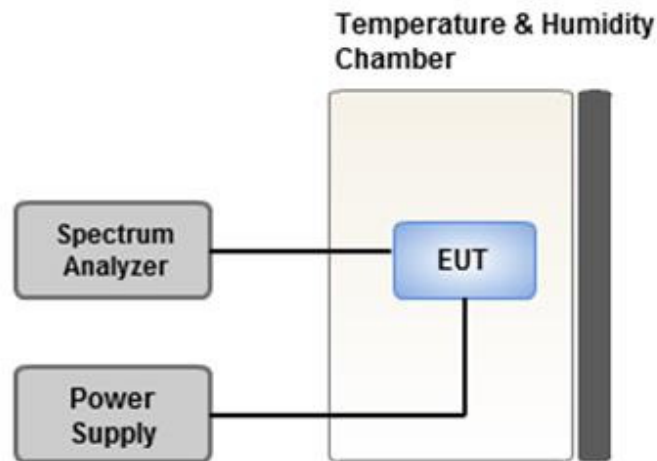
3.6.1 Limit of Frequency Stability

The frequency stability shall be sufficient to ensure that the fundamental emissions stay within the authorized bands of operation

3.6.2 Test Procedures

1. EUT was placed at temperature chamber and connected to an external power supply.
2. Temperature and voltage condition shall be tested to confirm frequency stability.
3. Temperature range is from -40~60°C and voltage range is from lowest to highest working voltage.
4. Tem Link up EUT and simulator. Confirm frequency drift value of simulator and record it.

3.6.3 Test Setup



3.6.4 Test Result of Frequency Stability

LTE Band 41					
Temperature (°C)	Voltage (ac)	Frequency Drift (ppm)			
		CB: 5MHz	CB: 10MHz	CB: 15MHz	CB: 20MHz
60	120	0.014	0.017	0.017	0.017
50	120	0.013	0.017	0.017	0.013
40	120	0.014	0.017	0.017	0.017
30	120	0.015	0.018	0.018	0.014
20	120	0.013	0.015	0.017	0.015
10	120	0.011	0.014	0.016	0.017
0	120	0.009	0.015	0.018	0.015
-10	120	0.011	0.015	0.017	0.014
-20	120	0.012	0.016	0.017	0.017
-30	120	0.013	0.015	0.016	0.014
-40	120	0.013	0.017	0.015	0.017
20	138	0.013	0.016	0.018	0.017
20	102	0.010	0.014	0.017	0.015

4 Test laboratory information

Established in 2012, ICC provides foremost EMC & RF Testing and advisory consultation services by our skilled engineers and technicians. Our services employ a wide variety of advanced edge test equipment and one of the widest certification extents in the business.

International Certification Corp, it is our definitive objective is to institute long term, trust-based associations with our clients. The expectation we set up with our clients is based on outstanding service, practical expertise and devotion to a certified value structure. Our passion is to grant our clients with best EMC / RF services by oriented knowledgeable and accommodating staff.

Our Test sites are located at Linkou District and Kwei Shan Hsiang. Location map can be found on our website <http://www.icertifi.com.tw>.

Linkou

Tel: 886-2-2601-1640

No. 30-2, Ding Fwu Tsuen, Lin Kou
District, New Taipei City, Taiwan,
R.O.C.

Kwei Shan

Tel: 886-3-271-8666

No. 3-1, Lane 6, Wen San 3rd
St., Kwei Shan Hsiang, Tao
Yuan Hsien 333, Taiwan, R.O.C.

Kwei Shan Site II

Tel: 886-3-271-8640

No. 14-1, Lane 19, Wen San 3rd
St., Kwei Shan Hsiang, Tao
Yuan Hsien 333, Taiwan, R.O.C.

If you have any suggestion, please feel free to contact us as below information

Tel: 886-3-271-8666

Fax: 886-3-318-0155

Email: ICC_Service@icertifi.com.tw

==END==