

## Exhibit 3

### Test Setup Photos

#### **SECTION 2.1033(c) (21) Test Setup Photographs**

Contain at least one drawing or photograph showing the test set-up for each of the required types of tests applicable to the device for which certification is requested. These drawings or photographs must show enough detail to confirm other information contained in the test report. Any photographs used must be focused originals without glare or dark spots and must clearly show the test configuration used.

#### **Response:**

The following Photos show the test setup for the measurements in the Test Report.

**PHOTOGRAPH(S) OF EUT ARRANGEMENT  
DURING OCCUPIED BANDWIDTH/SPURIOUS EMISSIONS TESTING**





EXHIBIT 3

PHOTOGRAPH(S) OF EUT ARRANGEMENT  
DURING OCCUPIED BANDWIDTH/SPURIOUS EMISSIONS TESTING

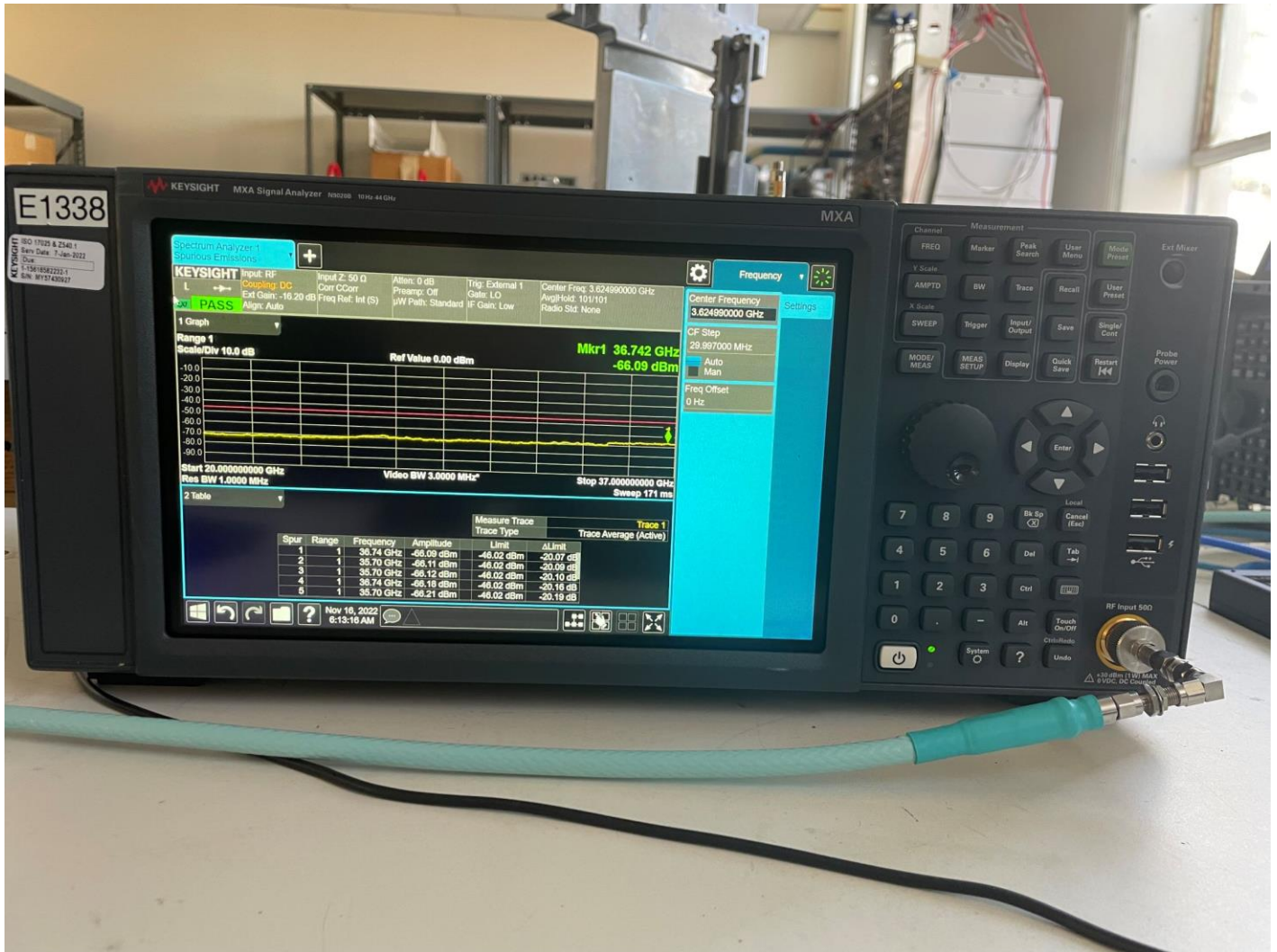


EXHIBIT 3

PHOTOGRAPH(S) OF EUT ARRANGEMENT  
DURING SPURIOUS RADIATED EMISSIONS TESTING




EXHIBIT 3

PHOTOGRAPH(S) OF EUT ARRANGEMENT  
DURING SPURIOUS RADIATED EMISSIONS TESTING




EXHIBIT 3

PHOTOGRAPH(S) OF EUT ARRANGEMENT  
DURING SPURIOUS RADIATED EMISSIONS TESTING

