

Exhibit 14 Photographs of the Test Setups

SECTION 2.1033(c) (21)

Contain at least one drawing or photograph showing the test set-up for each of the required types of tests applicable to the device for which certification is requested. These drawings or photographs must show enough detail to confirm other information contained in the test report. Any photographs used must be focused originals without glare or dark spots and must clearly show the test configuration used.

Response:

The photographs of the test setups for the **Nokia AWGUC AirScale mmWave 2T2R n258 60dBm EIRP, FCC ID: 2AD8UAWGUCD01** are below.

.

Exhibit 14 – PHOTOGRAPHS OF THE TEST SETUPS *continued*

Radiated Emissions and Radio Measurements Test Photos

Product Set up in AR-8



Radio Testing AR-8




Exhibit 14 - Test Setup Photographs –*continued*

30 MHz-1 GHz AR-4



1 GHz – 18 GHz AR-4




Exhibit 14 - Test Setup Photographs –continued

18GHz-40 GHz AR-4



40GHz-60 GHz AR-4




Exhibit 14 - Test Setup Photographs –continued

60GHz-90 GHz AR-4



90GHz-100 GHz AR-4




Exhibit 14 – Test Setup Photographs - *continued*

AR-4 Testing Control Room




Exhibit 14 - Test Setup Photographs –continued

Frequency Stability - AWGUC/D in thermal chamber



Thermal Test Support Equipment Setup

