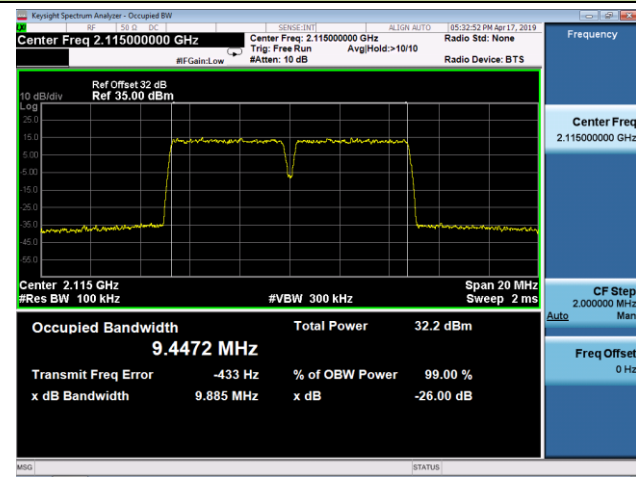


5 + 5MHz Channel Bandwidth

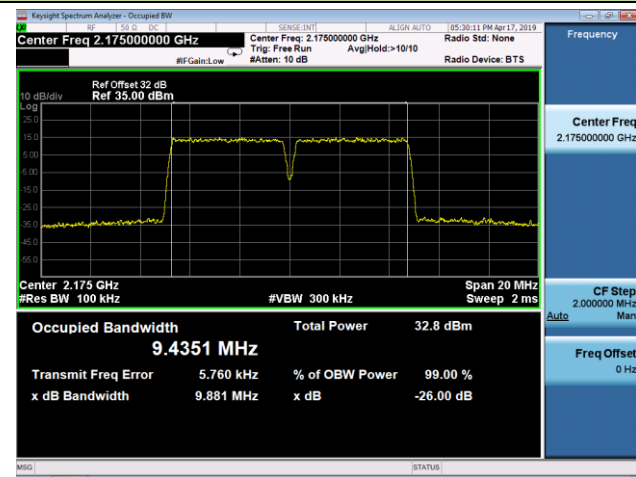
2112.5MHz + 2117.5MHz



2140.0MHz + 2145.0MHz

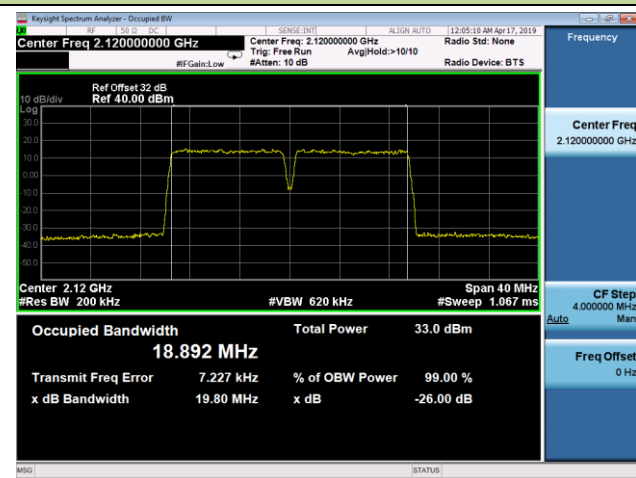


2172.5MHz + 2177.5MHz

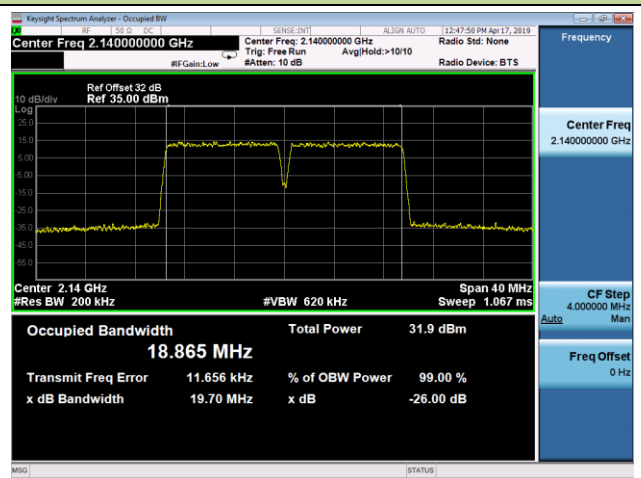


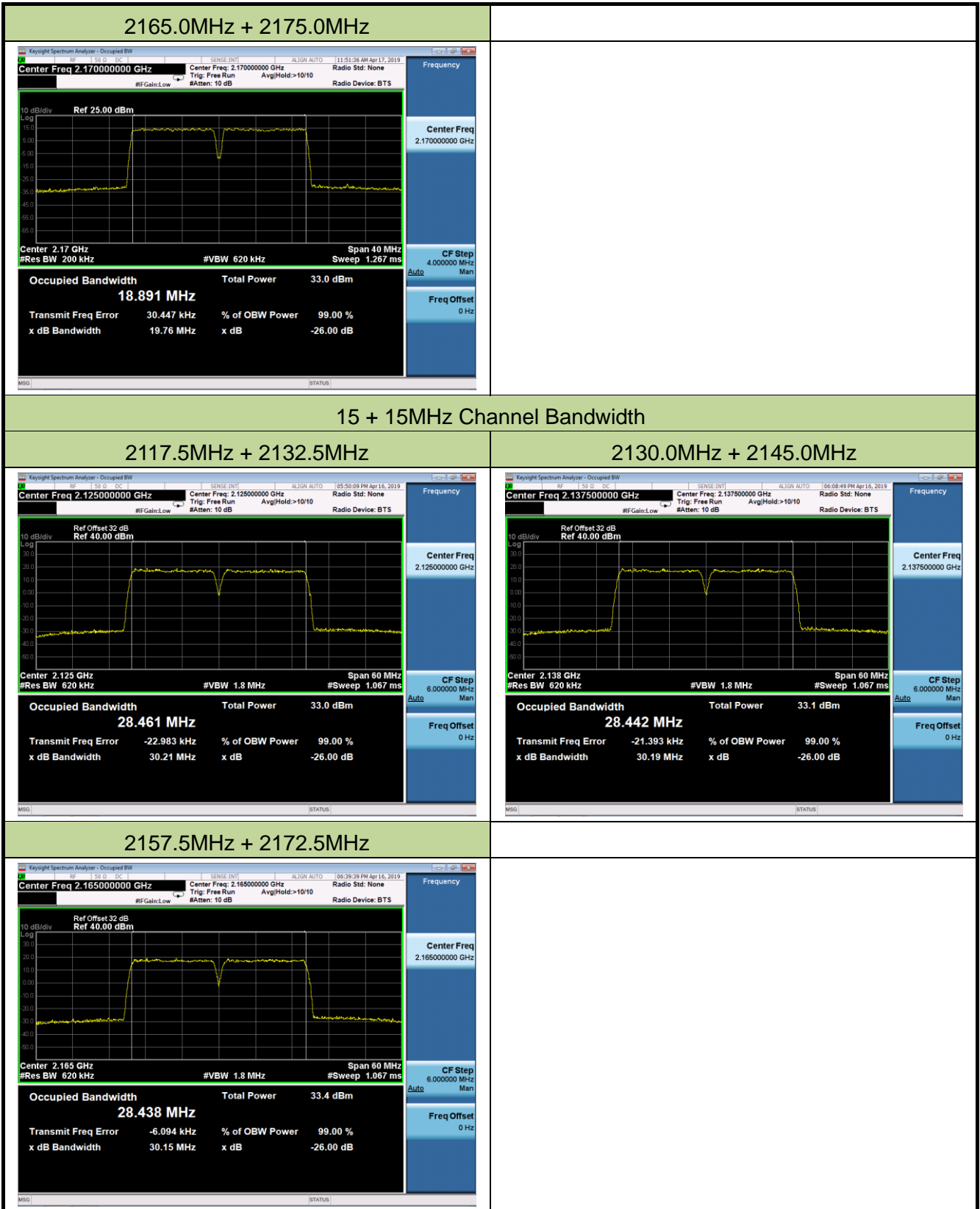
10 + 10MHz Channel Bandwidth

2115.0MHz + 2125.0MHz



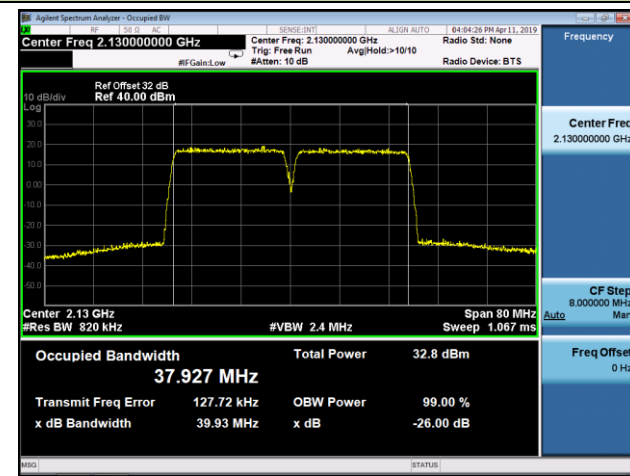
2135.0MHz + 2145.0MHz



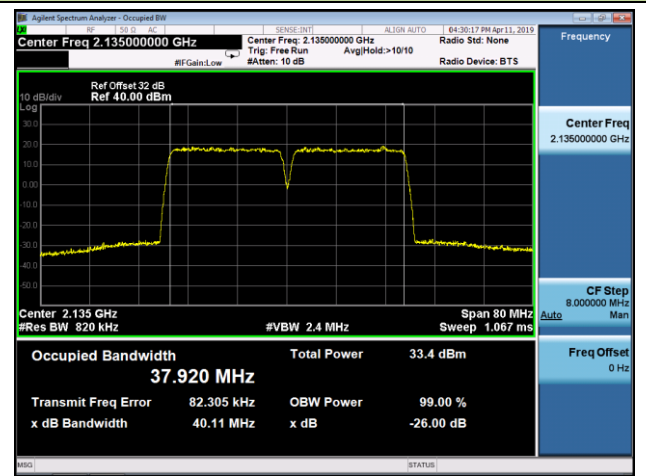


20 + 20MHz Channel Bandwidth

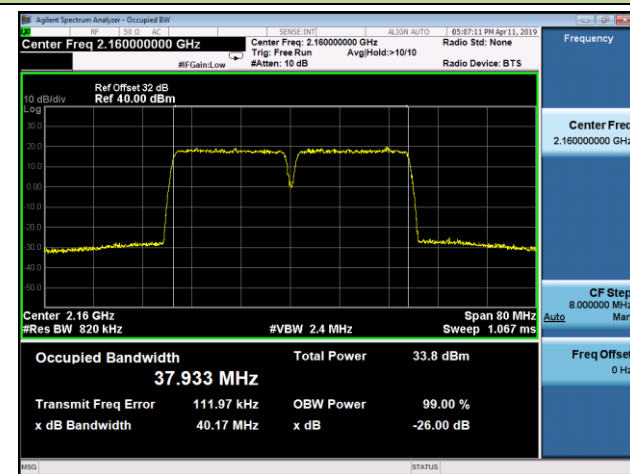
2120.0MHz + 2140.0MHz



2125.0MHz + 2145.0MHz



2150.0MHz + 2170.0MHz



## 6.5. Band Edge Measurement

### 6.5.1. Test Limit

The power of any emission outside of the authorized operating frequency ranges must be attenuated below the transmitting power (P) by a factor of at least  $43 + 10 \log(P)$  dB. The emission limit equal to -13dBm

This device can be implemet MIMO function, so the limit of spurious emissions needs to be reduced by  $10 \cdot \log(\text{Numbers}_{\text{Ant}})$  according to FCC KDB 662911 D01 guidance.

The limit is adjusted to  $-13 \text{ dBm} - 10 \cdot \log(2) = -16.01 \text{ dBm}$

### 6.5.2. Test Procedure Used

KDB 971168 D01v03r01 - Section 6.1

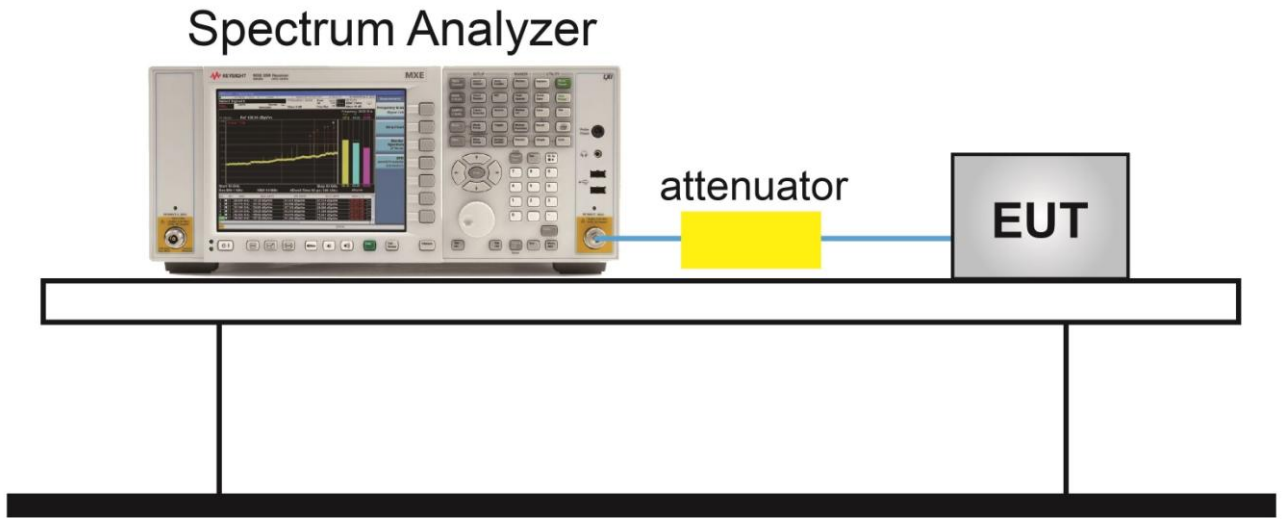
ANSI C63.26-2015 - Section 5.7.1

### 6.5.3. Test Setting

1. Set the analyzer frequency to low or high channel.
2. RBW = The nominal RBW shall be in the range of 1% to 5% of the anticipated OBW;
3. VBW  $\geq 3 \cdot$ RBW
4. Sweep time = auto
5. Detector = power averaging (rms)
6. Set sweep trigger to "free run."
7. Trace average at least 100 traces in power averaging (rms) mode if sweep is set to auto-couple.

To accurately determine the average power over the on and off time of the transmitter, it can be necessary to increase the number of traces to be averaged above 100, or if using a manually configured sweep time, increase the sweep time.

### 6.5.4. Test Setup



**6.5.5. Test Setup**

Product	AirScale Indoor Radio ASiR-pRRH	Test Engineer	Peter Xu
Test Site	SR2	Test Date	2019/01/30 ~ 2019/04/22
Test Item	Band Edge - LTE Band 2 (Single Carrier)		

Channel	Frequency (MHz)	Channel Bandwidth (MHz)	Max Band Edge (dBm)		Limit (dBm)	Result
			Ant 0	Ant 1		
<b>QPSK</b>						
625	1932.5	5	-31.26	-31.94	≤ -16.01	Pass
1175	1987.5	5	-33.25	-32.81	≤ -16.01	Pass
650	1935.0	10	-34.82	-35.70	≤ -16.01	Pass
1150	1985.0	10	-35.26	-34.85	≤ -16.01	Pass
675	1937.5	15	-34.74	-36.04	≤ -16.01	Pass
1125	1982.5	15	-37.30	-36.68	≤ -16.01	Pass
700	1940.0	20	-33.23	-33.64	≤ -16.01	Pass
1100	1980.0	20	-34.77	-34.44	≤ -16.01	Pass
<b>16QAM</b>						
625	1932.5	5	-31.57	-32.41	≤ -16.01	Pass
1175	1987.5	5	-32.11	-32.23	≤ -16.01	Pass
650	1935.0	10	-34.85	-35.96	≤ -16.01	Pass
1150	1985.0	10	-35.42	-35.22	≤ -16.01	Pass
675	1937.5	15	-35.56	-36.18	≤ -16.01	Pass
1125	1982.5	15	-36.89	-36.48	≤ -16.01	Pass
700	1940.0	20	-33.97	-33.41	≤ -16.01	Pass
1100	1980.0	20	-34.86	-34.55	≤ -16.01	Pass
<b>64QAM</b>						
625	1932.5	5	-31.76	-32.63	≤ -16.01	Pass
1175	1987.5	5	-32.56	-31.54	≤ -16.01	Pass
650	1935.0	10	-34.85	-35.80	≤ -16.01	Pass
1150	1985.0	10	-35.37	-34.97	≤ -16.01	Pass
675	1937.5	15	-35.34	-35.45	≤ -16.01	Pass
1125	1982.5	15	-36.64	-36.58	≤ -16.01	Pass
700	1940.0	20	-33.51	-33.41	≤ -16.01	Pass
1100	1980.0	20	-35.27	-34.55	≤ -16.01	Pass

Channel	Frequency (MHz)	Channel Bandwidth (MHz)	Max Band Edge (dBm)		Limit (dBm)	Result
			Ant 0	Ant 1		
256QAM						
625	1932.5	5	-31.65	-32.54	≤ -16.01	Pass
1175	1987.5	5	-32.31	-31.87	≤ -16.01	Pass
650	1935.0	10	-34.98	-35.81	≤ -16.01	Pass
1150	1985.0	10	-35.29	-35.15	≤ -16.01	Pass
675	1937.5	15	-35.50	-35.52	≤ -16.01	Pass
1125	1982.5	15	-36.77	-36.49	≤ -16.01	Pass
700	1940.0	20	-33.02	-34.20	≤ -16.01	Pass
1100	1980.0	20	-35.32	-34.18	≤ -16.01	Pass



Product	AirScale Indoor Radio ASiR-pRRH	Test Engineer	Peter Xu
Test Site	SR2	Test Date	2019/01/30 ~ 2019/04/22
Test Item	Band Edge - LTE Band 2 (Multi Carrier)		

Channel	Frequency (MHz)	Channel Bandwidth (MHz)	Max Band Edge (dBm)		Limit (dBm)	Result
			Ant 0	Ant 1		
<b>QPSK</b>						
625 + 675	1932.5 + 1937.5	5 + 5	-36.45	-35.49	≤ -16.01	Pass
1125 + 1175	1982.5 + 1987.5	5 + 5	-34.71	-35.94	≤ -16.01	Pass
650 + 750	1935.0 + 1945.0	10 + 10	-38.97	-39.05	≤ -16.01	Pass
1050 + 1150	1975.0 + 1985.0	10 + 10	-39.24	-39.50	≤ -16.01	Pass
675 + 825	1937.5 + 1952.5	15 + 15	-39.05	-39.53	≤ -16.01	Pass
975 + 1125	1967.5 + 1982.5	15 + 15	-40.37	-40.48	≤ -16.01	Pass
700 + 900	1940.0 + 1960.0	20 + 20	-39.84	-38.89	≤ -16.01	Pass
900 + 1100	1960.0 + 1980.0	20 + 20	-41.75	-41.68	≤ -16.01	Pass
<b>16QAM</b>						
625 + 675	1932.5 + 1937.5	5 + 5	-36.44	-35.39	≤ -16.01	Pass
1125 + 1175	1982.5 + 1987.5	5 + 5	-36.35	-37.42	≤ -16.01	Pass
650 + 750	1935.0 + 1945.0	10 + 10	-37.60	-38.36	≤ -16.01	Pass
1050 + 1150	1975.0 + 1985.0	10 + 10	-39.05	-39.43	≤ -16.01	Pass
675 + 825	1937.5 + 1952.5	15 + 15	-38.45	-39.58	≤ -16.01	Pass
975 + 1125	1967.5 + 1982.5	15 + 15	-40.51	-40.10	≤ -16.01	Pass
700 + 900	1940.0 + 1960.0	20 + 20	-39.51	-38.47	≤ -16.01	Pass
900 + 1100	1960.0 + 1980.0	20 + 20	-40.71	-40.78	≤ -16.01	Pass
<b>64QAM</b>						
625 + 675	1932.5 + 1937.5	5 + 5	-37.32	-36.25	≤ -16.01	Pass
1125 + 1175	1982.5 + 1987.5	5 + 5	-36.44	-36.21	≤ -16.01	Pass
650 + 750	1935.0 + 1945.0	10 + 10	-38.16	-39.74	≤ -16.01	Pass
1050 + 1150	1975.0 + 1985.0	10 + 10	-39.87	-39.72	≤ -16.01	Pass
675 + 825	1937.5 + 1952.5	15 + 15	-39.17	-39.67	≤ -16.01	Pass
975 + 1125	1967.5 + 1982.5	15 + 15	-40.06	-39.84	≤ -16.01	Pass
700 + 900	1940.0 + 1960.0	20 + 20	-39.50	-38.92	≤ -16.01	Pass
900 + 1100	1960.0 + 1980.0	20 + 20	-41.11	-41.44	≤ -16.01	Pass

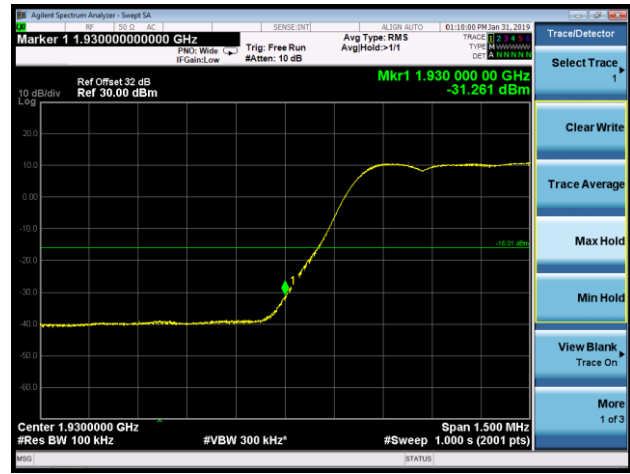


Channel	Frequency (MHz)	Channel Bandwidth (MHz)	Max Band Edge (dBm)		Limit (dBm)	Result
			Ant 0	Ant 1		
256QAM						
625 + 675	1932.5 + 1937.5	5 + 5	-37.63	-36.21	≤ -16.01	Pass
1125 + 1175	1982.5 + 1987.5	5 + 5	-36.04	-36.47	≤ -16.01	Pass
650 + 750	1935.0 + 1945.0	10 + 10	-39.27	-39.59	≤ -16.01	Pass
1050 + 1150	1975.0 + 1985.0	10 + 10	-39.87	-40.25	≤ -16.01	Pass
675 + 825	1937.5 + 1952.5	15 + 15	-39.21	-39.49	≤ -16.01	Pass
975 + 1125	1967.5 + 1982.5	15 + 15	-40.16	-39.61	≤ -16.01	Pass
700 + 900	1940.0 + 1960.0	20 + 20	-39.74	-38.94	≤ -16.01	Pass
900 + 1100	1960.0 + 1980.0	20 + 20	-40.49	-41.31	≤ -16.01	Pass

Band Edge - Ant 0 (QPSK)

5MHz Channel Bandwidth

1932.5MHz

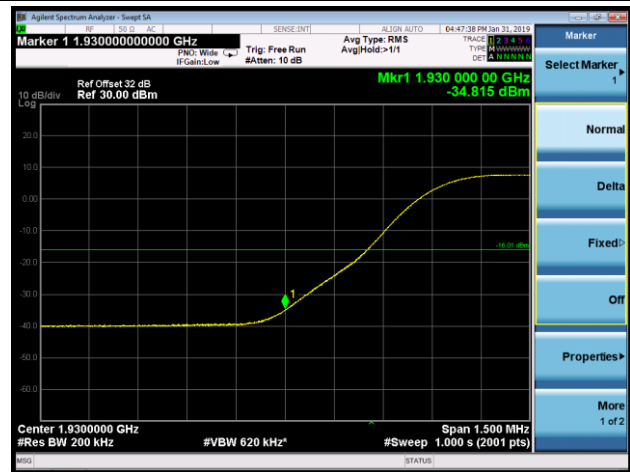


1987.5MHz



10MHz Channel Bandwidth

1935.0MHz

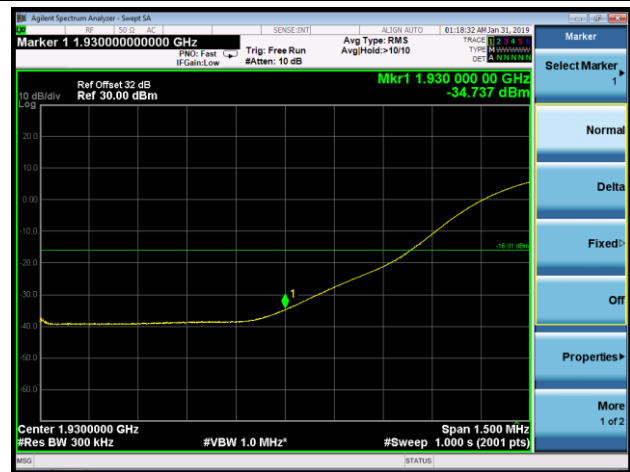


1985.0MHz



15MHz Channel Bandwidth

1937.5MHz



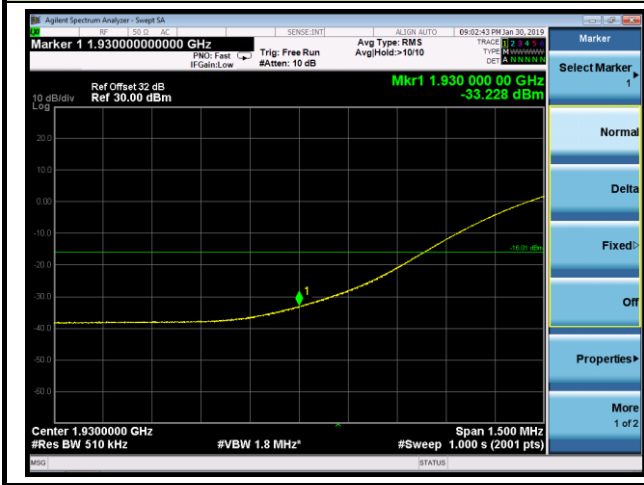
1982.5MHz



20MHz Channel Bandwidth

1940.0MHz

1980.0MHz



5 + 5MHz Channel Bandwidth

1932.5MHz + 1937.5MHz

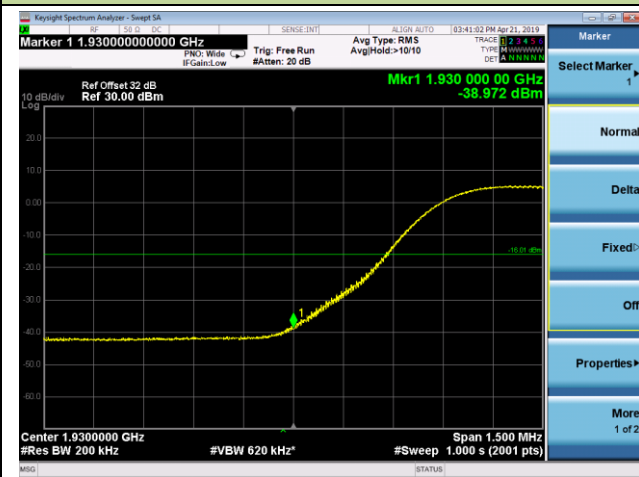


1982.5MHz + 1987.5MHz

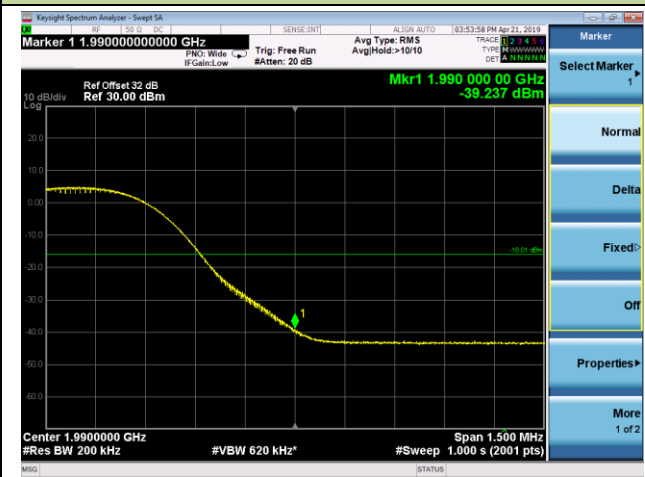


10 + 10MHz Channel Bandwidth

1935.0MHz + 1945.0MHz

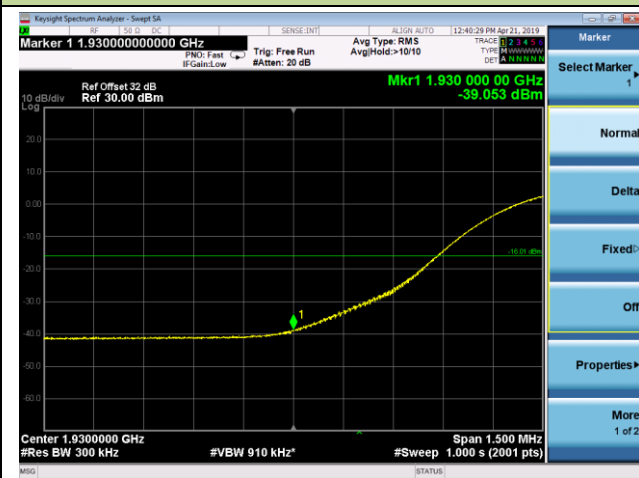


1975.0MHz + 1985.0MHz

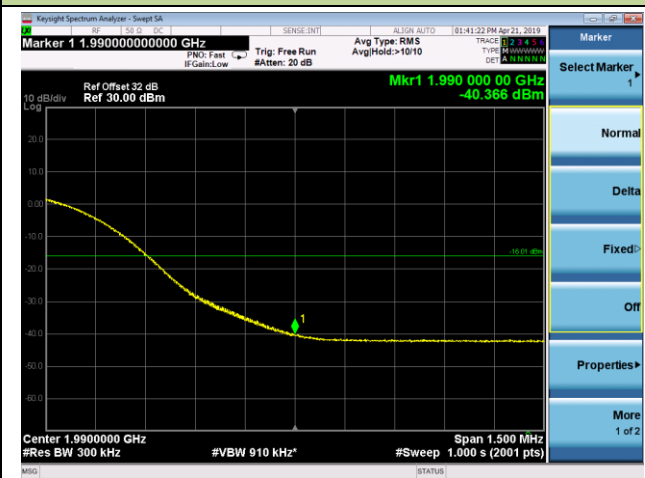


15 + 15MHz Band Edge

1937.5MHz + 1952.5MHz

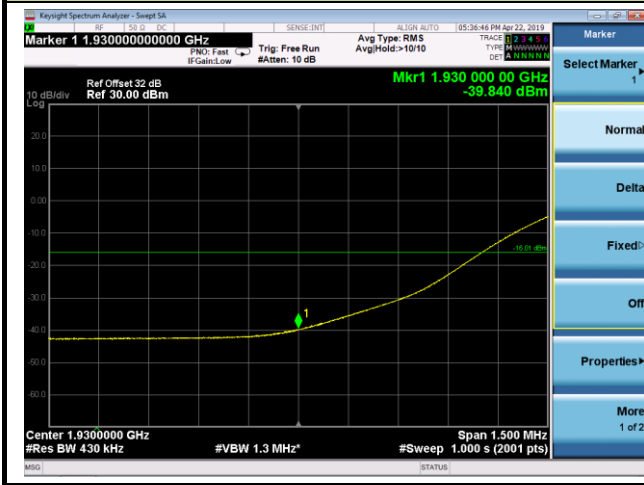


1967.5MHz + 1982.5MHz



20 + 20MHz Band Edge

1940.0MHz + 1960.0MHz



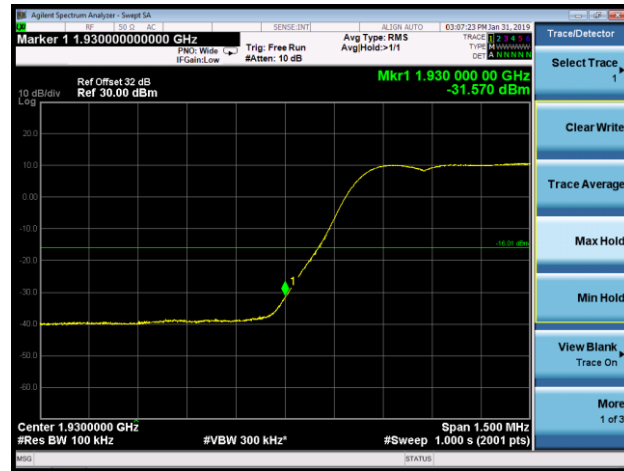
1960.0MHz + 1980.0MHz



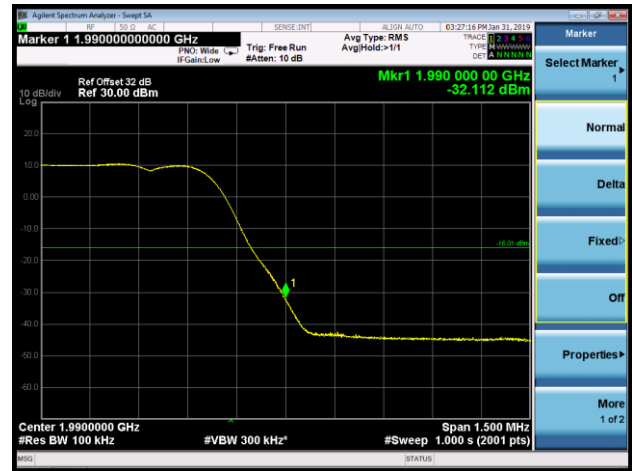
### Band Edge - Ant 0 (16QAM)

#### 5MHz Channel Bandwidth

1932.5MHz



1987.5MHz

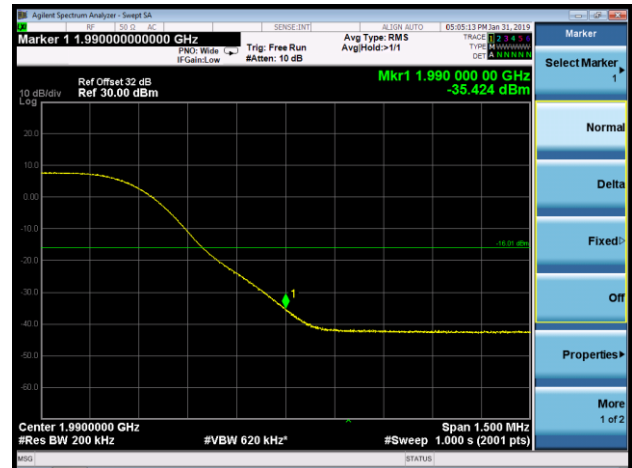


#### 10MHz Channel Bandwidth

1935.0MHz

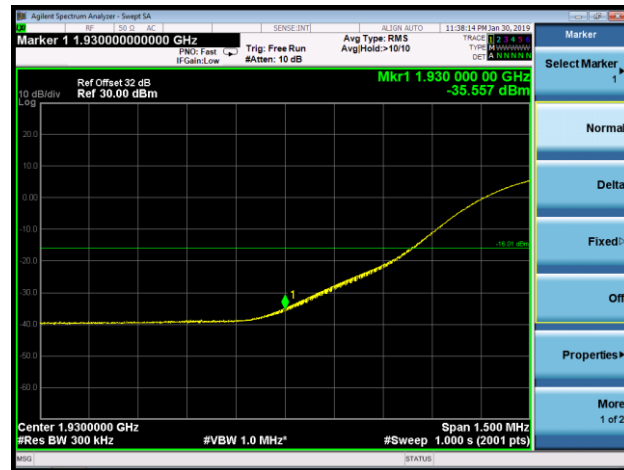


1985.0MHz

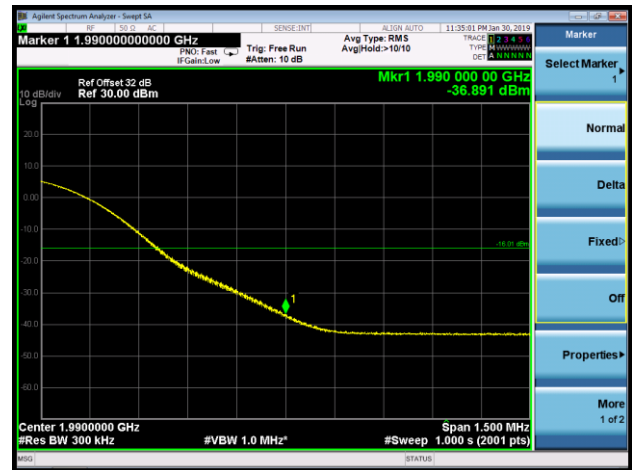


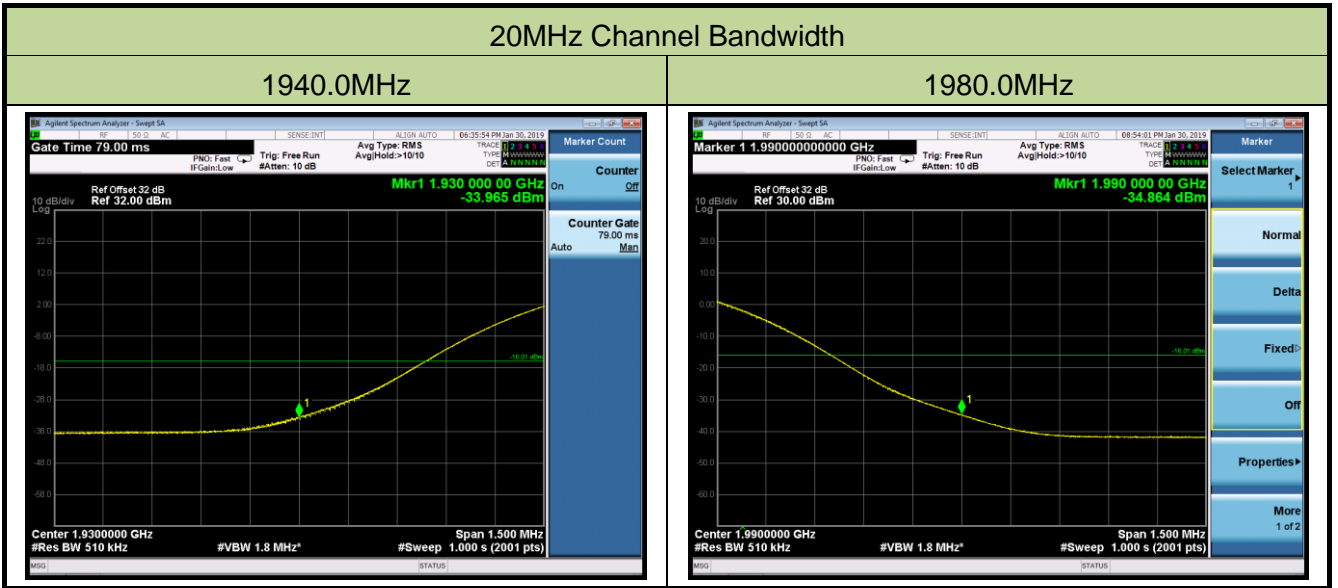
#### 15MHz Channel Bandwidth

1937.5MHz



1982.5MHz





5 + 5MHz Channel Bandwidth

1932.5MHz + 1937.5MHz



1982.5MHz + 1987.5MHz



10 + 10MHz Channel Bandwidth

1935.0MHz + 1945.0MHz



1975.0MHz + 1985.0MHz



15 + 15MHz Band Edge

1937.5MHz + 1952.5MHz



1967.5MHz + 1982.5MHz



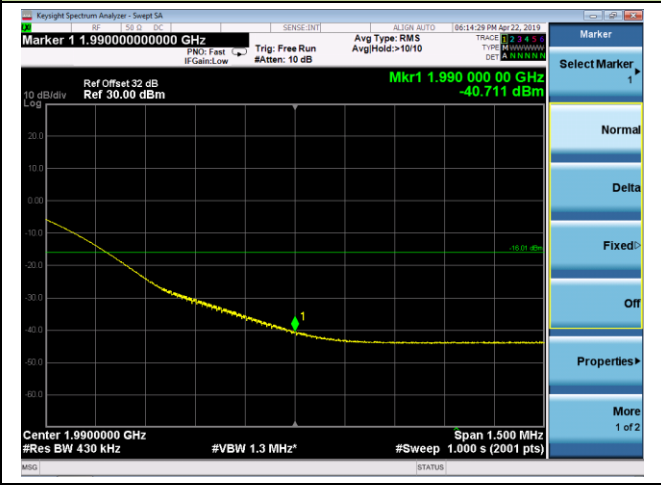


20 + 20MHz Band Edge

1940.0MHz + 1960.0MHz



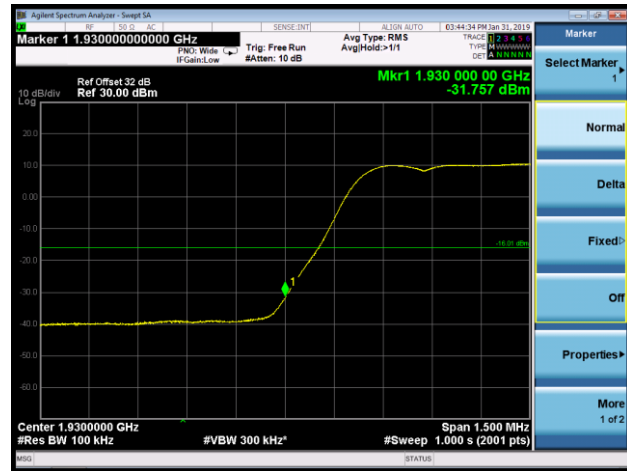
1960.0MHz + 1980.0MHz



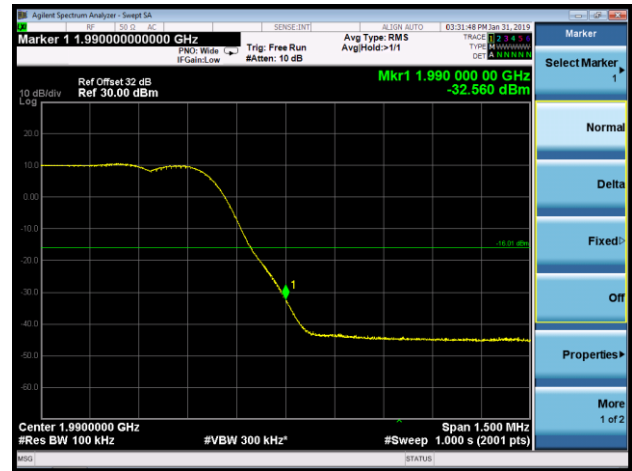
Band Edge - Ant 0 (64QAM)

5MHz Channel Bandwidth

1932.5MHz

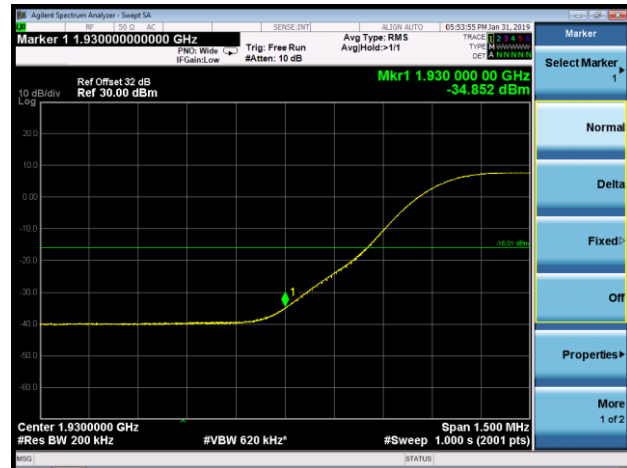


1987.5MHz

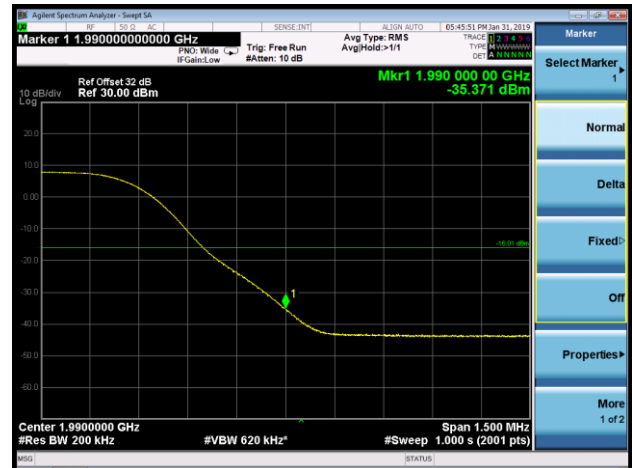


10MHz Channel Bandwidth

1935.0MHz

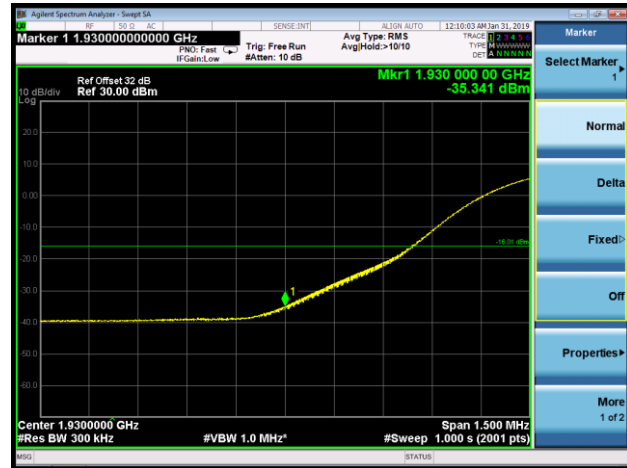


1985.0MHz

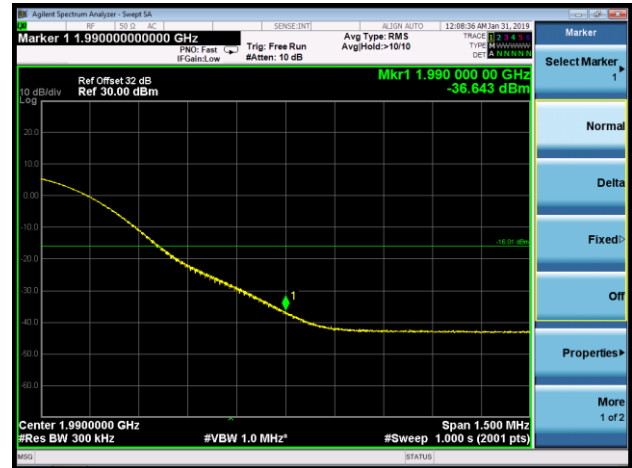


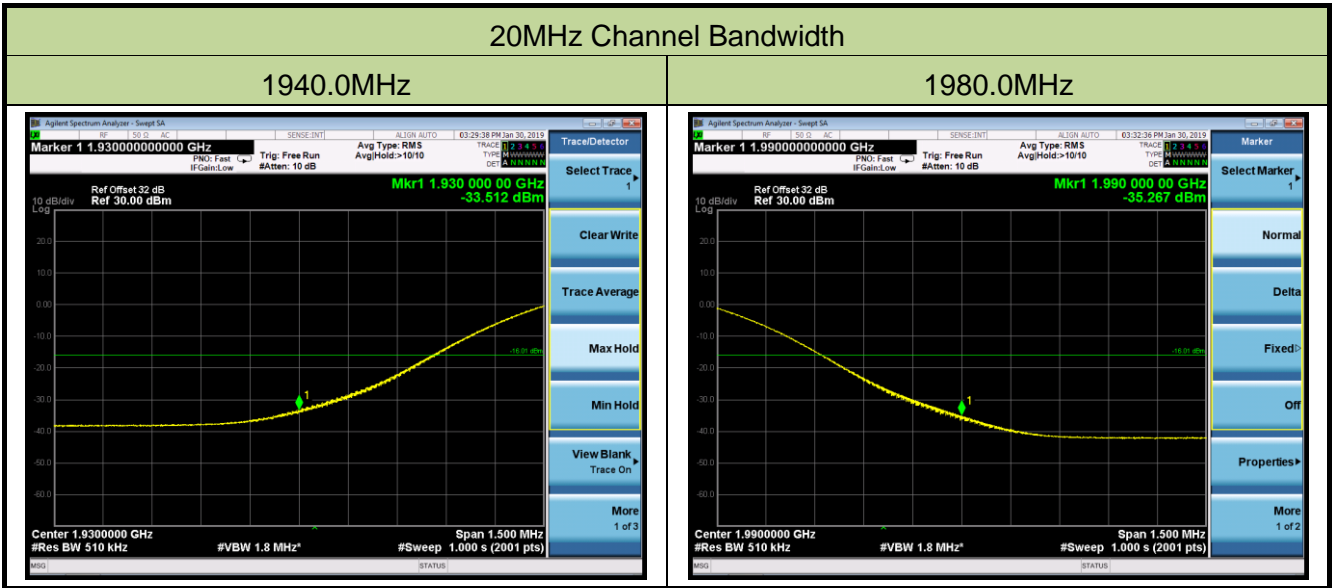
15MHz Channel Bandwidth

1937.5MHz



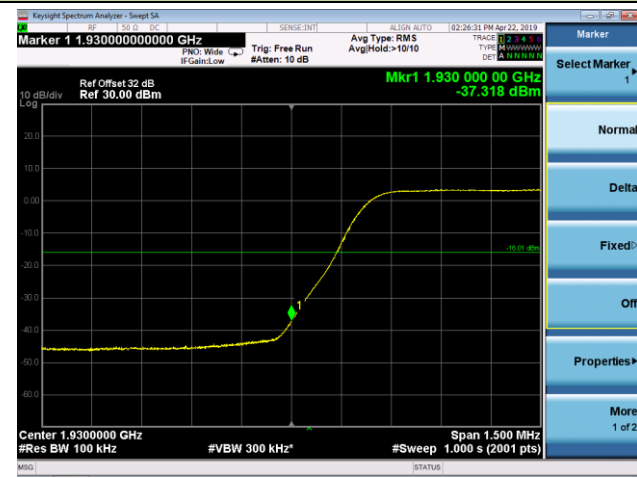
1982.5MHz





5 + 5MHz Channel Bandwidth

1932.5MHz + 1937.5MHz

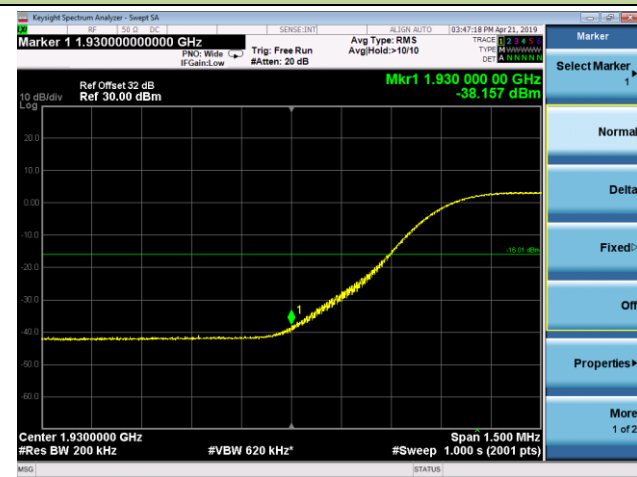


1982.5MHz + 1987.5MHz



10 + 10MHz Channel Bandwidth

1935.0MHz + 1945.0MHz

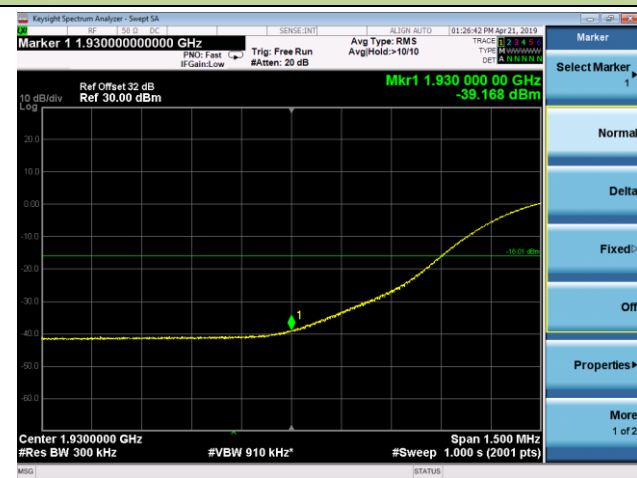


1975.0MHz + 1985.0MHz



15 + 15MHz Band Edge

1937.5MHz + 1952.5MHz

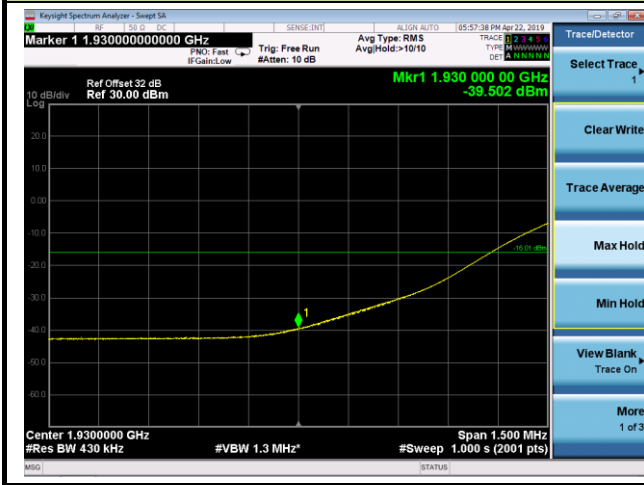


1967.5MHz + 1982.5MHz



20 + 20MHz Band Edge

1940.0MHz + 1960.0MHz



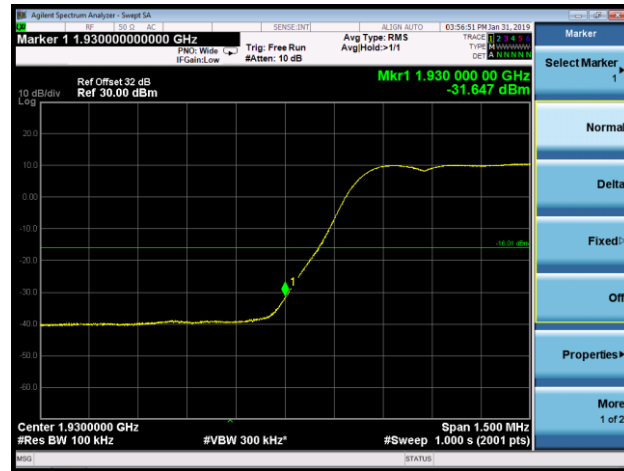
1960.0MHz + 1980.0MHz



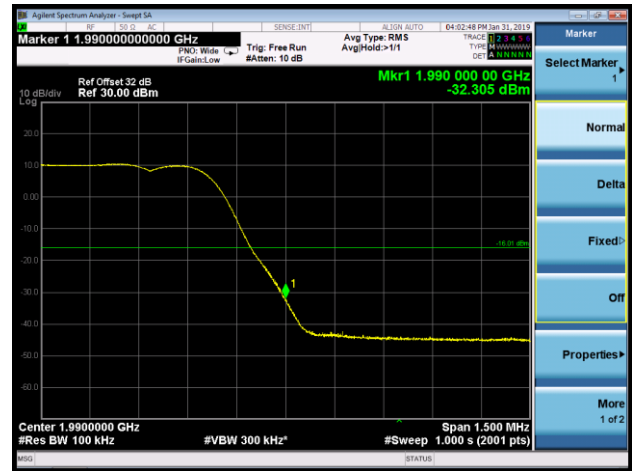
Band Edge - Ant 0 (256QAM)

5MHz Channel Bandwidth

1932.5MHz

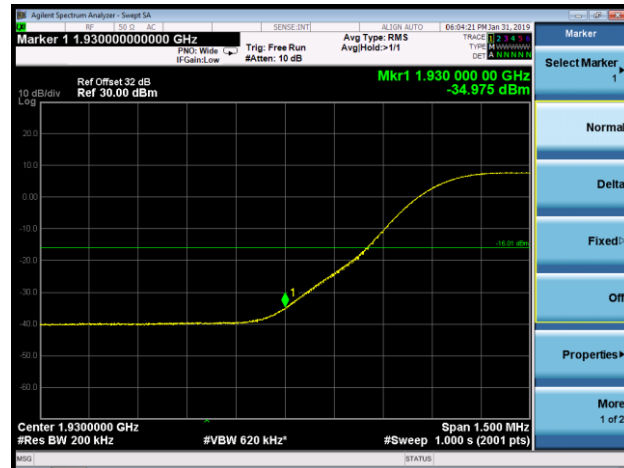


1987.5MHz

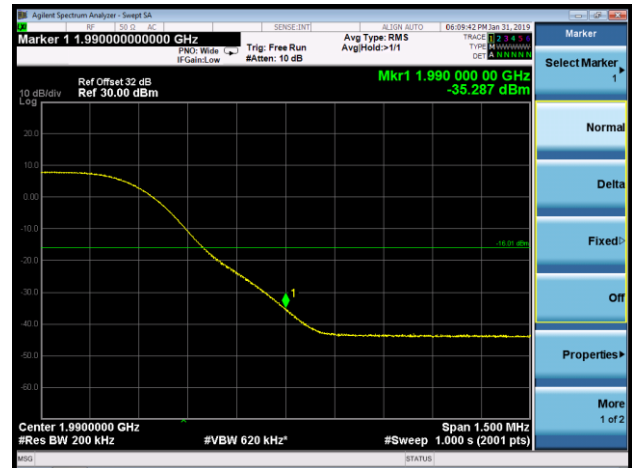


10MHz Channel Bandwidth

1935.0MHz

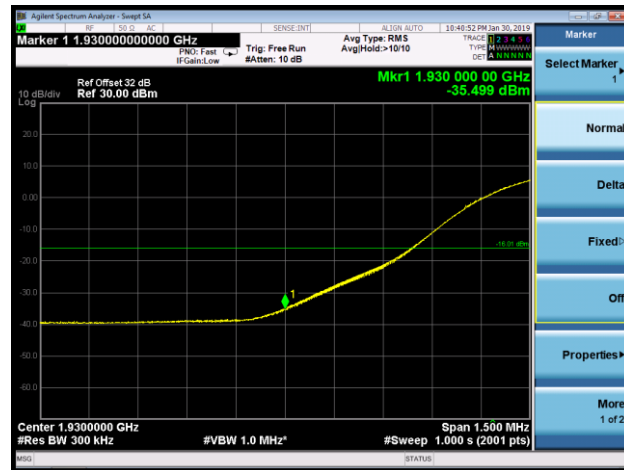


1985.0MHz

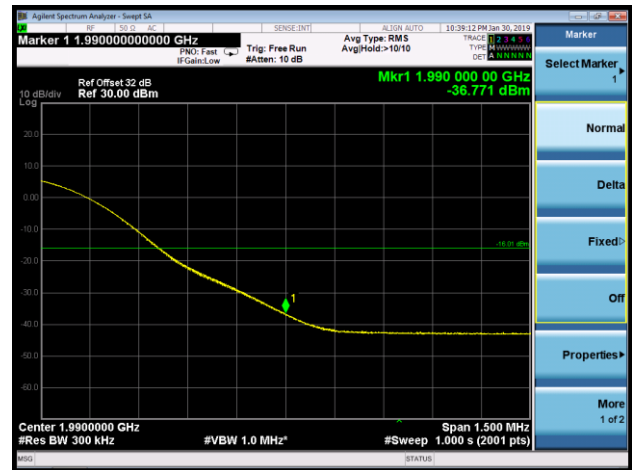


15MHz Channel Bandwidth

1937.5MHz



1982.5MHz



20MHz Channel Bandwidth

1940.0MHz

1980.0MHz

