

## Exhibit 12 TEST SETUPS PHOTOGRAPHS

.

### SECTION 2.1033(c) (21)

Contain at least one drawing or photograph showing the test set-up for each of the required types of tests applicable to the device for which certification is requested. These drawings or photographs must show enough detail to confirm other information contained in the test report. Any photographs used must be focused originals without glare or dark spots and must clearly show the test configuration used.

### Response:

The photographs of the test setups for the **AirScale 28 GHz Radio Unit (AEUD + AEUE) Band 30, FCC ID: 2AD8UAEUDAEUE01** are below.

.

Exhibit 12 –continued


PHOTOGRAPHS OF THE TEST SETUPS

Response:


The photographs of the test setups for the **AirScale 28 GHz Radio Unit (AEUD-AEUE) Band 30, FCC ID: 2AD8UAEUDAEUE01** are provided in the Filing exhibits.

Radiated Emissions and Radio Measurements Test Photos

Product Set up in AR-4



Product Set up in AR-8



Product Set up in AR-9





Exhibit 12 –continued  
Test Setup Photographs


Base of Unit AEUD




Base of Unit AEUE




**Radiated Emissions 30 MHz-1 GHz at 3m**




**Radiated Emissions 1 GHz – 18 GHz at 3m**




**Radiated Emissions 18 GHz – 26.5 GHz at 3m**




**Radiated Emissions 26.5 GHz – 40 GHz at 3m**




**Radiated Emissions 40 GHz – 60 GHz GHz at 4m**




**60 GHz – 90 GHz GHz at 4**



Radiated Emissions 90 GHz – 100 GHz at 4



Radio Measurements 26-31 GHz at 4 m



Test and Support Equipment

