

Exhibit 12 Test Setup Photos.

SECTION 2.1033(c) (21)

Contain at least one drawing or photograph showing the test set-up for each of the required types of tests applicable to the device for which certification is requested. These drawings or photographs must show enough detail to confirm other information contained in the test report. Any photographs used must be focused originals without glare or dark spots and must clearly show the test configuration used.


Response:

The photographs of the test setups for the **AirScale 28 GHz Radio Unit (AEUB) Band 30, FCC ID: 2AD8UAEUB01** are below.


Radiated Emissions and Radio Measurements Test Photos

The photographs of the test setups for the **AirScale 28 GHz Radio Unit (AEUB) Band 30, FCC ID: 2AD8UAEUB01** are provided in the Filing exhibits.


Radiated Emissions and Radio Measurements Test Photos




Product Set up on Tower




Base of Unit




30 MHz- 1 GHz



1 GHz – 18 GHz



18 GHz – 26.5 GHz



Radiated Radio Measurements 26.5 GHz – 40 GHz

Typical Radiated Emissions 40 GHz – 100 GHz

