

1 Annex A – Test setup

1.1 List of Pictures

Picture 1: EUT position 1 2

Picture 2: EUT position 2 2

Picture 3: EUT position 3 3

Picture 4: test setup radiated emissions 9 kHz - 30 MHz, CDC, front view 4

Picture 5: test setup radiated emissions 9 kHz - 30 MHz, CDC, rear view 4

Picture 6: test setup radiated emissions 30 MHz - 1 GHz, CDC, front view 5

Picture 7: test setup radiated emissions 30 MHz - 1 GHz, CDC, rear view 5

Picture 8: test setup radiated emissions, OATS, front view 6

Picture 9: test setup radiated emissions, OATS, rear view 6

Picture 10: EUT test setup conducted measurements 7

Picture 11: EUT test setup radiated emissions > 1GHz - front view 8

Picture 12: EUT test setup radiated emissions > 1GHz - front view (detail) 8

Picture 13: EUT test setup radiated emissions > 1GHz - rear view 9




EMV **TESTHAUS** GmbH
Gustav-Hertz-Straße 35
94315 Straubing
Germany


CHIPOLO d.o.o.
Bluetooth enabled item finder
CPM6



Picture 1: EUT position 1



Picture 2: EUT position 2




Picture 3: EUT position 3



Picture 4: test setup radiated emissions 9 kHz - 30 MHz, CDC, front view



Picture 5: test setup radiated emissions 9 kHz - 30 MHz, CDC, rear view



Picture 6: test setup radiated emissions 30 MHz - 1 GHz, CDC, front view




Picture 7: test setup radiated emissions 30 MHz - 1 GHz, CDC, rear view




Picture 8: test setup radiated emissions, OATS, front view




Picture 9: test setup radiated emissions, OATS, rear view




Picture 10: EUT test setup conducted measurements



Picture 11: EUT test setup radiated emissions > 1GHz - front view



Picture 12: EUT test setup radiated emissions > 1GHz - front view (detail)



Picture 13: EUT test setup radiated emissions > 1GHz - rear view