

Sonitor Sense™ SmartBadge™ Labels

All SmartBadge™ models are marked with two labels containing product information and certification/approval information.

Certification information label placement and content

The label containing the certification information is placed under the replaceable battery. The SmartBadge™ products will be delivered to the customer without the battery being installed, so the FCC and IC numbers are visible before the product is taken into use.

Note that the “Made in Country” text will be modified to contain the name of the country based on the production location of the individual product in question.



Figure 1 SmartBadge™ product label placement

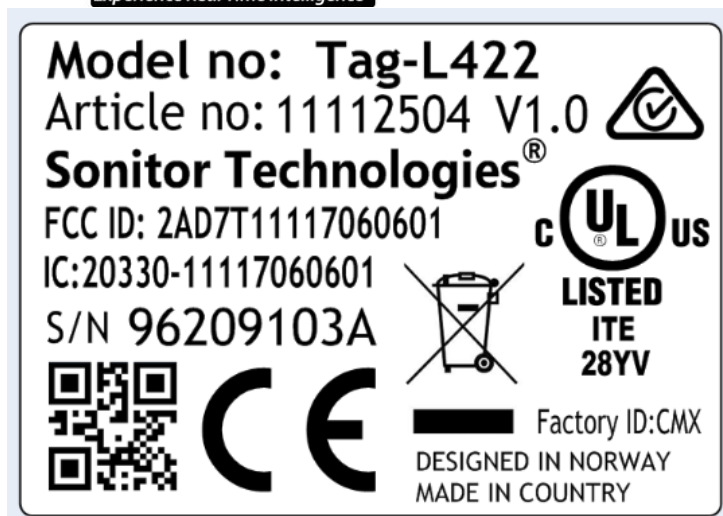


Figure 2 L422 product label




Figure 3 L432 product label




Figure 4 L433 product label

The placement and content of the serial number and product model label

The label containing the serial number (MAC) of the equipment and the model information is placed on the outside of the product.



Figure 5 Placement of the serial number and model information label



Figure 6 L422 serial number and model information label




Figure 7 L432 serial number and model information label



Figure 8 L433 serial number and model information label

Label material

Only label materials that are UL listed for the use on the enclosure surface are used. The products are tested for durability of labels during the UL inspection.

Component	Description	Part no.	Manuf.
Material	One of the alternatives listed below (matte preferred)		
Alt. 1	Label facestock, PET, with ink #1, UL file PGJI2.MH10014	PET	CANNING PRINTING CO LTD (Guangdong, China)
Alt. 2	Label facestock, 1M MAT CH PET, UL file PGDQ2.MH26636	1M MAT CH PET	CANNING PRINTING CO LTD (Guangdong, China)
Alt. 3	Label facestock, CLEAR PET, WHITE PET, 2M MAT CH PET, UL file PGDQ2.MH26636	CLEAR PET, WHITE PET, 2M MAT CH PET	CANNING PRINTING CO LTD (Guangdong, China)
Alt. 4	Removed due to RF issues		
Alt. 5	Label facestock, Matte White polyester, High strength adhesive #310 Acrylic, with ink #1, UL file PGJI2.MH16411	3M 7815	3M
Alt. 6	Removed due to RF issues		
Alt. 7	Label facestock, Matte White polyester, Adhesive HP-395, with ink #1, UL file PGJI2.MH16411	3M 7814	3M

Alt. 8	Label facestock, Glossy White, High strength adhesive #310 Acrylic, with ink #2, UL file PGJ12.MH16411	3M 7816	3M
Alt. 12	Label facestock, White, with ink #6, UL file PGJ12.MH16431	S-514	Strålfors
Alt. 13	Label facestock, White, with ink #7, UL file PGJ12.MH16431	S-514	Strålfors
Alt. 14	Label facestock, White, with ink #8, UL file PGJ12.MH16431	S-514	Strålfors
Alt. 15	Label facestock, Glossy White, with ink #2, UL file PGJ12.MH18322	Z-Ultimate 5A [GL]	Zebra Technologies Europe Ltd
Finish	Optional PP lamination over print		
Printer	Any Thermal Transfer Printer		