

FCC PART 15 SUBPART C TEST REPORT

for

WIFLY

Model No.: RN-171

FCC ID: T9J-RN171

of

Applicant: **ROVING NETWORKS, INC.**

Address: **809 UNIVERSITY AVENUE. LOS GATOS, CA 95032 U.S.A.**

Tested and Prepared

by

Worldwide Testing Services (Taiwan) Co., Ltd.

FCC Registration No.: 930600

Industry Canada filed test laboratory Reg. No. IC 5679A-1

A2LA Accredited No.: 2732.01



Report No.: W6M21012-11105-C-1

6F, NO. 58, LANE 188, RUEY-KUANG RD., NEIHU TAIPEI 114, TAIWAN, R.O.C.
TEL: 886-2-66068877 FAX: 886-2-66068879 E-mail: wts@wts-lab.com



Registration number: W6M21012-11105-C-1
FCC ID: T9J-RN171

TABLE OF CONTENTS

1	GENERAL INFORMATION.....	2
1.1	NOTES.....	2
1.2	TESTING LABORATORY	3
1.2.1	Location	3
1.2.2	Details of accreditation status	3
1.3	DETAILS OF APPROVAL HOLDER.....	3
1.4	APPLICATION DETAILS	4
1.5	GENERAL INFORMATION OF TEST ITEM	4
1.6	TEST STANDARDS.....	5
2	TECHNICAL TEST	6
2.1	SUMMARY OF TEST RESULTS	6
2.2	TEST ENVIRONMENT	6
2.3	TEST EQUIPMENT LIST.....	7
2.4	GENERAL TEST PROCEDURE	10
3	TEST RESULTS (ENCLOSURE)	12
3.1	PEAK OUTPUT POWER (TRANSMITTER).....	13
3.2	EQUIVALENT ISOTROPIC RADIATED POWER.....	15
3.3	RF EXPOSURE COMPLIANCE REQUIREMENTS	15
3.4	TRANSMITTER RADIATED EMISSIONS IN RESTRICTED BANDS.....	16
3.5	SPURIOUS EMISSIONS (TX)	17
3.6	RADIATED EMISSION ON THE BAND EDGE	40
3.7	MINIMUM 6 DB BANDWIDTH	41
3.8	PEAK POWER SPECTRAL DENSITY	42
3.9	RADIATED EMISSION FROM RECEIVER PART.....	43
3.10	POWER LINE CONDUCTED EMISSION	44



Worldwide Testing Services(Taiwan) Co., Ltd.

Registration number: W6M21012-11105-C-1
FCC ID: T9J-RN171

1 General Information

1.1 Notes

The purpose of conformity testing is to increase the probability of adherence to the essential requirements or conformity specifications, as appropriate.

The complexity of the technical specifications, however, means that full and thorough testing is impractical for both technical and economic reasons.

Furthermore, there is no guarantee that a test sample which has passed all the relevant tests conforms to a specification.

Neither is there any guarantee that such a test sample will interwork with other genuinely open systems. The existence of the tests nevertheless provides the confidence that the test sample possesses the qualities as maintained and that its performance generally conforms to representative cases of communications equipment.

The test results of this test report relate exclusively to the item tested as specified in 1.5.

The test report may only be reproduced or published in full.

Reproduction or publication of extracts from the report requires the prior written approval of the Worldwide Testing Services(Taiwan) Co., Ltd.

Specific Conditions:

Usage of the hereunder tested device in combination with other integrated or external antennas requires at least additional output power measurements, spurious emission measurements, conducted emission measurements (AC supply lines) and radio frequency exposure evaluations for each individual configuration performed, for certification by FCC.

The test sample is able to work according IEEE 802.11 b/g.

This report is related to FCC Part 15 C (DSSS and OFDM device).

Tester:

February 8, 2011

Rick Chen

Date

WTS-Lab.

Name

Signature

Technical responsibility for area of testing:

February 8, 2011

Chang Tse-Ming

Date

WTS

Name

Signature



Worldwide Testing Services(Taiwan) Co., Ltd.

Registration number: W6M21012-11105-C-1
FCC ID: T9J-RN171

1.2 Testing laboratory

1.2.1 Location

OATS
No.5-1, Shuang Sing Village,
LiShuei Rd., Wanli Township,
Taipei County 207, Taiwan (R.O.C.)
Company
Worldwide Testing Services(Taiwan) Co., Ltd.
6F, NO. 58, LANE 188, RUEY-KUANG RD.
NEIHU, TAIPEI 114, TAIWAN R.O.C.
Tel : 886-2-66068877
Fax : 886-2-66068879

1.2.2 Details of accreditation status

Accredited testing laboratory

A2LA accredited number: 2732.01

FCC filed test laboratory Reg. No. 930600

Industry Canada filed test laboratory Reg. No. IC 5679A-1



Test location, where different from Worldwide Testing Services (Taiwan) Co., Ltd. :

Name: ./.
Accredited number: ./.
Street: ./.
Town: ./.
Country: ./.
Telephone: ./.
Fax: ./.

1.3 Details of approval holder

Name: ROVING NETWORKS, INC.
Street: 809 UNIVERSITY AVENUE. LOS GATOS, CA 95032
Town: ./.
Country: U.S.A.
Telephone: 408-395-6539
Fax: 603-843-7550



Registration number: W6M21012-11105-C-1
FCC ID: T9J-RN171

1.4 Application details

Date of receipt of test item: December 17, 2010
Date of test: from December 20, 2010 to January 25, 2011

1.5 General information of Test item

Type of test item: WIFLY
Model Number: RN-171
Brand Name: ROVING NETWORKS
Multi-listing model number: ./.
Photos: see Appendix

Technical data

Frequency band: 2.4 GHz – 2.4835 GHz

11b, 11g

Frequency (ch 1 or A): 2.412 GHz
Frequency (ch 6 or B): 2.437 GHz
Frequency (ch 11 or C): 2.462 GHz

Number of Channels: 11
Operation modes: duplex
Modulation Type: DSSS / OFDM
Fixed point-to-point operation: Yes / No

Type of Antenna:

Antenna 1: Dipole antenna ; antenna gain: 2.2 dBi
Antenna 2: Dipole antenna; antenna gain: 1 dBi
Antenna 3: PCB antenna ; antenna gain: 0 dBi
Antenna 4: Wired antenna ; antenna gain: 0 dBi
Antenna 5: Chip antenna; antenna gain: 0 dBi

Power supply: 7 Vdc (from host)
Emission designator: 11b: DSSS: 16M0G1D
11g: OFDM: 16M5W7D

Host device: none



Worldwide Testing Services(Taiwan) Co., Ltd.

Registration number: W6M21012-11105-C-1
FCC ID: T9J-RN171

Classification :

Fixed Device	<input type="checkbox"/>
Mobile Device (Human Body distance > 20cm)	<input type="checkbox"/>
Portable Device (Human Body distance < 20cm)	<input type="checkbox"/>
Modular Radio Device	<input checked="" type="checkbox"/>

Transmitter

Unom

Mode A (802.11b)

Power (ch 1 or A):	Conducted: 17.77 dBm
Power (ch 6 or B):	Conducted: 17.96 dBm
Power (ch 11 or C):	Conducted: 18.27 dBm

Mode B (802.11g)

Power (ch 1 or A):	Conducted: 17.09 dBm
Power (ch 6 or B):	Conducted: 16.47 dBm
Power (ch 11 or C):	Conducted: 16.87 dBm

Manufacturer: (if applicable)

Name:	./.
Street:	./.
Town:	./.
Country:	./.

1.6 Test standards

Technical standard : FCC RULES PART 15 SUBPART C § 15.247 (2009-10)



Registration number: W6M21012-11105-C-1

FCC ID: T9J-RN171

2 Technical test

2.1 Summary of test results

No deviations from the technical specification(s) were ascertained in the course of the tests performed.

or

The deviations as specified in 2.5 were ascertained in the course of the tests performed.

2.2 Test environment

Temperature: 23 °C
Relative humidity content: 20 ... 75 %
Air pressure: 86 ... 103 kPa
Power supply: 7 Vdc (from host)
Extreme conditions parameters: ./.



Registration number: W6M21012-11105-C-1

FCC ID: T9J-RN171

2.3 Test Equipment List

No.	Test equipment	Type	Serial No.	Manufacturer	Cal. Date	Next Cal. Date
ETSTW-CE 001	EMI TEST RECEIVER	ESHS10	842121/013	R&S	2010/9/2	2011/9/1
ETSTW-CE 004	ZWEILEITER-V-NETZNACHBILDUNG TWO-LINE V-NETWORK	ESH3-Z5	840731/011	R&S	2010/3/2	2011/3/1
ETSTW-CE 005	Line-Impedance Stabilisation Network	NNBM 8126D	137	Schwarzbeck	2010/9/8	2011/9/7
ETSTW-CE 006	IMPULSBEGRENZER PULSE LIMITER	ESH3-Z2	100226	R&S	2010/5/8	2011/5/7
ETSTW-CE 007	SPECTRUM ANALYZER 5GHz	FSB	849670/001	R&S	Pre-test Use NCR	
ETSTW-CE 008	HF-EICHLITUNG RF STEP ATTENUATOR 139dB DPSP	334.6010.02	844581/024	R&S	Function Test	
ETSTW-CE 009	TEMP.&HUMIDITY CHAMBER	GTH-225-40-1P-U	MAA0305-009	GIANT FORCE	2010/7/21	2011/7/20
ETSTW-CE 013	CISPR 22 TWO BALANCED TELECOM PAIRS IMPEDANCE STABILIZATION NETWORK	FCC-TLISN-T4-02	20242	FCC	2010/10/21	2011/10/20
ETSTW-CE 015	CISPR 22 TWO BALANCED TELECOM PAIRS IMPEDANCE STABILIZATION NETWORK	FCC-TLISN-T8-02	20307	FCC	2010/9/6	2011/9/5
ETSTW-RE 002	Function Generator	33220A	MY43004982	Agilent	Function Test	
ETSTW-RE 003	EMI TEST RECEIVER	ESI 26	831438/001	R&S	2010/8/10	2011/8/9
ETSTW-RE 004	EMI TEST RECEIVER	ESI 40	832427/004	R&S	2010/9/14	2011/9/13
ETSTW-RE 005	EMI TEST RECEIVER	ESVS10	843207/020	R&S	2010/9/2	2011/9/1
ETSTW-RE 006	Attenuator 10dB	50HF-010-5N-1	None	STEP	2010/3/5	2011/3/4
ETSTW-RE 010	ABSORBING CLAMP	MDS 21	3469	Schwarzbeck	2010/9/6	2011/9/5
ETSTW-RE 012	TUNABLE BANDREJECT FILTER	D.C 0309	146	K&L	Function Test	
ETSTW-RE 013	TUNABLE BANDREJECT FILTER	D.C 0336	397	K&L	Function Test	
ETSTW-RE 018	MICROWAVE HORN ANTENNA	AT4560	27212	AR	2010/10/4	2011/10/3
ETSTW-RE 020	MICROWAVE HORN ANTENNA	AT4002A	306915	AR	Function Test	
ETSTW-RE 021	SWEEP GENERATOR	SWM05	835130/010	R&S	2010/8/20	2011/8/19
ETSTW-RE 027	Passive Loop Antenna	6512	00034563	EMCO	2010/7/22	2011/7/21
ETSTW-RE 028	Log-Periodic Dipole Array Antenna	3148	34429	EMCO	2010/4/14	2011/4/13
ETSTW-RE 029	Biconical Antenna	3109	33524	EMCO	2010/4/14	2011/4/13
ETSTW-RE 030	Double-Ridged Guide Horn Antenna	3117	00035224	EMCO	2010/3/2	2011/3/1
ETSTW-RE 032	Millivoltmeter	URV 55	849086/013	R&S	2010/10/4	2011/10/3
ETSTW-RE 033	WaveRunner 6000A Serie Oscilloscope	WAVERUNNER 6100A	LCRY0604P14508	LeCroy	Function Test	
ETSTW-RE 034	Power Sensor	URV5-Z4	839313/006	R&S	2010/10/4	2011/10/3
ETSTW-RE 042	Biconical Antenna	HK116	100172	R&S	2011/1/6	2012/1/5
ETSTW-RE 044	Log-Periodic Antenna	HL050	100094	R&S	2010/5/11	2011/5/10
ETSTW-RE 047	PSA SERIES SPECTRUM ANALYZER	E4445A	MY46181369	Agilent	Pre-test Use NCR	
ETSTW-RE 048	Triple Loop Antenna	HXYZ 9170	HXYZ 9170-134	Schwarzbeck	2010/8/30	2011/8/29
ETSTW-RE 049	TRILOG Super Broadband test Antenna	VULB 9160	9160-3185	Schwarzbeck	2010/4/13	2011/4/12



Worldwide Testing Services(Taiwan) Co., Ltd.

Registration number: W6M21012-11105-C-1
FCC ID: T9J-RN171

ETSTW-RE 050	Attenuator 10dB	50HF-010-1	None	JFW	2010/3/5	2011/3/4
ETSTW-RE 051	Attenuator 6dB	50HF-006-1	None	JFW	2010/3/5	2011/3/4
ETSTW-RE 053	Attenuator 3dB	50HF-003-1	None	JFW	2010/3/5	2011/3/4
ETSTW-RE 055	SPECTRUM ANALYZER	FSU 26	200074	R&S	2010/6/3	2011/6/2
ETSTW-RE 060	Attenuator 30dB	5015-30	F651012z-01	ATM	2009/3/6	2011/3/6
ETSTW-RE 061	Amplifier Module	CHC 1	None	ETS	2010/9/27	2011/9/26
ETSTW-RE 062	Amplifier Module	CHC 2	None	KMIC	2010/11/30	2011/11/29
ETSTW-RE 064	Bluetooth Test Set	MT8852B-042	6K00005709	Anritsu	Function Test	
ETSTW-RE 065	Amplifier	AMF-6F-18002650-25-10P	941608	MITEQ	2010/4/13	2011/4/12
ETSTW-RE 066	Highpass Filter	H1G013G1	206015	MICROWAVE CIRCUITS, INC.	2010/3/5	2011/3/4
ETSTW-RE 072	CELL SITE TEST SET	8921A	3339A00375	HP	2010/10/7	2011/10/6
ETSTW-RE 073	Power Meter	N1911A	MY45100769	Agilent	2011/1/6	2012/1/5
ETSTW-RE 074	Power Sensor	N1921A	MY45241198	Agilent	2011/1/6	2012/1/5
ETSTW-RE 081	Highpass Filter	H03G13G1	4260-02 DC0428	MICROWAVE CIRCUITS, INC.	2010/3/5	2011/3/4
ETSTW-RE 096	SIGNAL GENERATOR	SMIQ 03B	102274	R&S	2010/5/31	2011/5/30
ETSTW-RE 099	DC Block	50DB-007-1	None	JFW	2010/3/5	2011/3/4
ETSTW-RE 105	2.4GHz Notch Filter	NO124411	39555	MICROWAVE CIRCUITS, INC.	2010/3/25	2011/3/24
ETSTW-RE 106	Humidity Temperature Meter	TES-1366	091011113	TES	2010/3/25	2011/3/24
ETSTW-GSM 002	Universal Radio Communication Tester	CMU 200	109439	R&S	2010/10/7	2011/10/6
ETSTW-GSM 019	Band Reject Filter	WRCTF824/849-822/851-40/12+9SS	3	WI	2011/1/6	2012/1/5
ETSTW-GSM 020	Band Reject Filter	WRCD1747/1748-1743/1752-32/5SS	1	WI	2011/1/6	2012/1/5
ETSTW-GSM 021	Band Reject Filter	WRCD1879.5/1880.5-1875.5/1884.5-32/5SS	3	WI	2011/1/6	2012/1/5
ETSTW-GSM 022	Band Reject Filter	WRCT901.9/903.1-904.25-50/8SS	1	WI	2011/1/6	2012/1/5
ETSTW-GSM 023	Power Divider	4901.19.A	None	SUHNER	2010/9/20	2011/9/19
ETSTW-Cable 002	Microwave Cable	SUCOFLEX 104 (S Cable 7)	238093	HUBER+SUHNER	2010/9/27	2011/9/26
ETSTW-Cable 003	Microwave Cable	SUCOFLEX 104 (S Cable 11)	209953	HUBER+SUHNER	2010/9/27	2011/9/26
ETSTW-Cable 010	BNC Cable	5 M BNC Cable	None	JYE BAO CO.,LTD.	2010/3/5	2011/3/4
ETSTW-Cable 011	BNC Cable	BNC Cable 1	None	JYE BAO CO.,LTD.	2010/8/19	2011/8/18
ETSTW-Cable 012	BNC Cable	BNC Cable 2	None	JYE BAO CO.,LTD.	2010/8/19	2011/8/18
ETSTW-Cable 013	Microwave Cable	SUCOFLEX 104 (S Cable 5)	232345	HUBER+SUHNER	2010/3/5	2011/3/4
ETSTW-Cable 022	N TYPE Cable	OATS Cable 3	0002	JYE BAO CO.,LTD.	2010/3/5	2011/3/4
ETSTW-Cable 028	Microwave Cable	FA147A0015M2020	30064-2	UTIFLEX	2010/9/13	2011/9/12
ETSTW-Cable 029	Microwave Cable	FA147A0015M2020	30064-3	UTIFLEX	2010/9/13	2011/9/12
ETSTW-Cable 031	Microwave Cable	SUCOFLEX 104 (S Cable 10)	238092	HUBER+SUHNER	2010/11/30	2011/11/29
ETSTW-Cable 039	Microwave Cable	SUCOFLEX 104 (S Cable 19)	316739	HUBER+SUHNER	2010/3/5	2011/3/4



Worldwide Testing Services(Taiwan) Co., Ltd.

Registration number: W6M21012-11105-C-1
FCC ID: T9J-RN171

ETSTW-Cable 043	Microwave Cable	SUCOFLEX 104	317576	HUBER+SUHNER	2010/11/30	2011/11/29
ETSTW-Cable 047	Microwave Cable	SUCOFLEX 104	325518	HUBER+SUHNER	2010/11/30	2011/11/29
WTSTW-SW 001	EMI TEST SOFTWARE	Harmonics-1000	None	EMC PARTNER	HARCS Version 4.16 Firmware Version 2.18	
WTSTW-SW 002	EMI TEST SOFTWARE	EZ_EMCC	None	Farad	Version ETS-03A1	
WTSTW-SW 003	EMS TEST SOFTWARE	i2	None	AUDIX	Version 3.2007-8-17b	
WTSTW-SW 005	GSM Fading Level Correction	GSMFadLevCor	None	R&S	Version 1.66	



Registration number: W6M21012-11105-C-1
FCC ID: T9J-RN171

2.4 General Test Procedure

POWER LINE CONDUCTED INTERFERENCE: The procedure used was ANSI STANDARD C63.4-2003 using a 50 μ H LISN (if necessary). Both lines were observed. The bandwidth of the spectrum analyzer was 10 kHz with an appropriate sweep speed.

RADIATION INTERFERENCE: The test procedure used was according to ANSI STANDARD C63.4-2003 employing a spectrum analyzer. For investigated frequency is equal to or below 1GHz, the RBW and VBW of the spectrum analyzer was 100 kHz and 100kHz respectively with an appropriate sweep speed. For investigated frequency is above 1GHz, both of RBW and VBW of the spectrum analyzer were 1 MHz with an appropriate sweep speed. The analyzer was calibrated in dB above a microvolt at the output of the antenna.

FORMULA OF CONVERSION FACTORS: The Field Strength at 3m was established by adding the meter reading of the spectrum analyzer (which is set to read in units of dB μ V) to the antenna correction factor supplied by the antenna manufacturer. The antenna correction factors are stated in terms of dB.

Example:

Freq (MHz) METER READING + ACF + CABLE LOSS (to the receiver) = FS
33 20 dB μ V + 10.36 dB + 6 dB = 36.36 dB μ V/m @3m

The EUT was placed on a table 80 cm high and with dimensions of 1m by 1.5m (non metallic table) and arranged according to ANSI C63.4-2003 Section 13.1.2. The table used for radiated measurements is capable of continuous rotation. The spectrum was scanned from 30 MHz to the frequency specified as follows:

- (1) If the intentional radiator operates below 10 GHz: to the tenth harmonic of the highest fundamental frequency or to 40 GHz, whichever is lower.
- (2) If the intentional radiator operates at or above 10 GHz and below 30 GHz: to the fifth harmonic of the highest fundamental frequency or to 100 GHz, whichever is lower.
- (3) If the intentional radiator operates at or above 30 GHz: to the fifth harmonic of the highest fundamental frequency or to 200 GHz, whichever is lower, unless specified otherwise elsewhere in the rules.
- (4) If the intentional radiator contains a digital device, regardless of whether this digital device controls the functions of the intentional radiator or the digital device is used for additional control or function purposes other than to enable the operation of the intentional radiator, the frequency range shall be investigated up to the range specified in paragraphs (a)(1)-(a)(3) of this section or the range applicable to the digital device, as shown in paragraph (b)(1) of this Section, whichever is the higher frequency range of investigation.

For hand-held devices, a exploratory test was performed with three (3) orthogonal planes to determine the highest emissions.

Measurements were made by Worldwide Testing Services(Taiwan) Co., Ltd. at the registered open field test site located at No.5-1, Shuang Sing Village, LiShuei Rd., Wanli Township, Taipei County 207, Taiwan (R.O.C.) The Registration Number: 930600.



Registration number: W6M21012-11105-C-1

FCC ID: T9J-RN171

When an emission was found, the table was rotated to produce the maximum signal strength. At this point, the antenna was raised and lowered from 1m to 4m. The antenna was placed in both the horizontal and vertical planes.

When the radiated emission limits are expressed in terms of the average value of the emission, and pulsed operation is employed, the measurement field strength shall be determined by averaging over one complete pulse train, including blanking intervals, as long as the pulse train does not exceed 0.1 seconds. As an alternative (provided the transmitter operates for longer than 0.1 seconds) or in cases where the pulse train exceeds 0.1 seconds, the measured field strength shall be determined from the average absolute voltage during a 0.1 second interval during which the field strength is at its maximum value.

The formula is as follows:

Average = Peak + Duty Factor

Duty Factor = $20 \log(\text{dwell time}/T)$

T = 100ms when the pulse train period is over 100 ms or the period of the pulse train.

Modified Limits for peak according to 15.35 (b) = Max Permitted average Limits + 20dB



Registration number: W6M21012-11105-C-1

FCC ID: T9J-RN171

3 Test results (enclosure)

TEST CASE	Para. Number	Required	Test passed	Test failed
Peak Output Power	15.247(b)(3)	<input checked="" type="checkbox"/>	<input checked="" type="checkbox"/>	<input type="checkbox"/>
Equivalent radiated Power	15.247(b)(3)	<input checked="" type="checkbox"/>	<input checked="" type="checkbox"/>	<input type="checkbox"/>
Spurious Emissions radiated – Transmitter operating	15.247(c): 15.209	<input checked="" type="checkbox"/>	<input checked="" type="checkbox"/>	<input type="checkbox"/>
Band Edge Measurement	15.247(c)	<input checked="" type="checkbox"/>	<input checked="" type="checkbox"/>	<input type="checkbox"/>
Minimum 6 dB Bandwidth	15.247(a)(2)	<input checked="" type="checkbox"/>	<input checked="" type="checkbox"/>	<input type="checkbox"/>
Peak Power Spectral Density	15.247(d)	<input checked="" type="checkbox"/>	<input checked="" type="checkbox"/>	<input type="checkbox"/>
Radiated Emission from Receiver Part	15.109	<input type="checkbox"/>	<input type="checkbox"/>	<input type="checkbox"/>
Power Line Conducted Emission	15.207	<input type="checkbox"/>	<input type="checkbox"/>	<input type="checkbox"/>



Registration number: W6M21012-11105-C-1
 FCC ID: T9J-RN171

3.1 Peak Output Power (transmitter)

FCC Rule: 15.247(b)(3)

This measurement applies to equipment with an integral antenna and to equipment with an antenna connector and equipped with an antenna as declared by the applicant.

The power was measured with modulation (declared by the applicant).

Mode A 802.11b

Test condition		Conducted Power		
		Channel A	Channel B	Channel C
$T_{nom} = 23^{\circ}C$	$V_{nom} = 7 V$	[dBm]	[dBm]	[dBm]
		17.77	17.96	18.27

Mode B 802.11g

Test condition		Conducted Power		
		Channel A	Channel B	Channel C
$T_{nom} = 23^{\circ}C$	$V_{nom} = 7 V$	[dBm]	[dBm]	[dBm]
		17.09	16.47	16.87

Mode A 802.11b

Test condition	Signal Field strength TX highest power mode
$T_{nom} = \text{--}^{\circ}C, V_{nom} = \text{--} V$	dB $\mu V/m$
Frequency [MHz]	--
--	--

Mode B 802.11g

Test condition	Signal Field strength TX highest power mode
$T_{nom} = \text{--}^{\circ}C, V_{nom} = \text{--} V$	dB $\mu V/m$
Frequency [MHz]	--
--	--

Limits:

Frequency MHz	Power dBm
902 - 928	30
2400 - 2483.5	30
5725 - 5850	30



Worldwide Testing Services(Taiwan) Co., Ltd.

Registration number: W6M21012-11105-C-1
FCC ID: T9J-RN171

In case of employing transmitter antennas having antenna gain > 6 dBi and using fixed point-to point operation consider §15.247 (b)(4)

Test equipment used: ETSTW-RE 055

Explanation: The diagrams for the peak output power measurements are included in Appendix.



Registration number: W6M21012-11105-C-1
 FCC ID: T9J-RN171

3.2 Equivalent isotropic radiated power

FCC Rule: 15.247(b)(3)

EIRP = max. conducted output power + antenna gain
 EIRP = 18.27 dBm + 2.2 dBi
 = 20.47 dBm

Limit: EIRP = +36 dBm for Antenna gain <2.08dBi

Test equipment used: ETSTW-RE 055

3.3 RF Exposure Compliance Requirements

FCC OET Bulletin 65 Edition 97.01 determines the equations for predicting RF fields and applicable limits.

The prediction for power density in the far-field but will over-predict power density in the near field, where it could be used for walking a “worst case” or conservative prediction.

$$S = \frac{PG}{4\pi R^2}$$

- S – Power Density
- P – Output power ERP
- R – Distance
- D – Cable Loss
- AG – Antenna Gain

Item	Unit	Value	Remarks
P	mW	67.14	Peak value
D	dB		
AG	dBi	2.2	
G		1.66	Calculated Value
R	cm	20	Assumed value
S	mW/cm ²	0.022	Calculated value

Limits:

Limit for General Population / Uncontrolled Exposure	
Frequency (MHz)	Power Density (mW/cm ²)
1500 – 100.000	1.0



Registration number: W6M21012-11105-C-1

FCC ID: T9J-RN171

3.4 Transmitter Radiated Emissions in Restricted Bands

FCC Rules: 15.247 (c), 15.205, 15.209, 15.35

Radiated emission measurements were performed from 30 MHz to 26500 MHz.

For radiated emission tests, the analyzer setting was as followings:

Frequency \leq 1 GHz, RBW:100 kHz, VBW: 100 kHz (Peak measurements)

Frequency $>$ 1 GHz, RBW: 1 MHz, VBW: 1 MHz (Peak measurements)

Frequency $>$ 1 GHz , RBW:1 MHz , VBW: 10 Hz (Average measurements)

Limits.

For frequencies below 1GHz:

Frequency of Emission (MHz)	Field strength (microvolts/meter)	Field Strength (dB microvolts/meter)
30 - 88	100	40.0
88 - 216	150	43.5
216 - 960	200	46.0
Above	500	54.0

For frequencies above 1GHz (Average measurements).

Guidance on Measurement of Digit Transmission Systems:

“If the emission is pulsed, modify the unit for continuous operation, use the setting shown above, then correct the reading by subtracting the peak-average correction factor, derived from the appropriate duty cycle calculation.”

The correction factor, based on the total channel dwell time in a 100 ms period, may be mathematically applied to a measurement made with an average detector, to further reduce the value.

Duty cycle correction = $20 \log (\text{dwell time} / 100\text{ms})$

Note: No duty cycle correction was added to the reading of this EUT.

Explanation: see attached diagrams in Appendix.



Registration number: W6M21012-11105-C-1

FCC ID: T9J-RN171

3.5 Spurious Emissions (tx)

Spurious emission was measured with modulation (declared by manufacturer).

In any 100 kHz bandwidth outside the frequency band in which the intentional radiator is operating, the radio frequency power that is produced by the intentional radiator shall be at least 20dB below that in the 100 kHz bandwidth within the band that contains the highest level of the desired power, based on either an RF conducted or a radiated measurement. Attenuation below the general limits specified in § 15.209(a) is not required. In addition, radiated emissions which fall in the restricted bands, as defined in § 15.205(a), must also comply with the radiated emission limits specified in § 15.209(a) (see § 15.205(c))

FCC Rule: 15.247(c), 15.35

For out of band emissions that are close to or that exceed the 20 dB attenuation requirement described in the specification, radiated measurements were performed at a 3 m separation distance to determine whether these emissions complied with the general radiated emission requirement.

Limits:

For frequencies above 1GHz (Peak measurements).

Modified Limit for peak according to 15.35 (b) = Max Permitted average Limits + 20dB

For frequencies above 1GHz (Average measurements).

Max. reading – 20dB

Max. reading – 20 dB

Guidance on Measurement of Digit Transmission Systems:

“If the emission is pulsed, modify the unit for continuous operation, use the settings shown above, then correct the reading by subtracting the peak-average correction factor, derived from the appropriate duty cycle calculation.”

The correction factor, based on the total channel dwell time in a 100 ms period, may be mathematically applied to a measurement made with an average detector, to further reduce the value.

Duty Cycle correction = $20 \log (\text{dwell time}/100\text{ms})$

Test equipment used: ETSTW-RE 003, ETSTW-RE 004, ETSTW-RE 018, ETSTW-RE 028,
ETSTW-RE 029, ETSTW-RE 030, ETSTW-RE 044

Note: No duty cycle correction was added to the reading of EUT.



Worldwide Testing Services(Taiwan) Co., Ltd.

Registration number: W6M21012-11105-C-1

FCC ID: T9J-RN171

SAMPLE CALCULATION OF LIMIT. All results will be updated by an automatic measuring system in accordance with point 2.3.

Calculation of test results:

Such factors like antenna correction, cable loss, external attenuation etc. are already included in the provided measurement results. This is done by using validated test software and calibrated test system according the accreditation requirements.

The peak and average spurious emission plots was measured with the average limits.

In the Table being listed the critical peak and average value and exhibit the compliance with the above calculated Limits.

If in the column's correction factor states a value then the max. Field strength in the same row is corrected by a value gained from the "Correction Factor".

Antenna 1

Model: RN-171 Date: 2011/1/5
 Mode: 802.11b CH1 Temperature: 21.1 °C Engineer: Rick
 Polarization: Horizontal Humidity: 48 %

Frequency (MHz)	Reading (dBuV)	Detector	Factor (dB)	Result (dBuV/m)	Limit (dBuV/m)	Margin (dB)	Table Degree (Deg.)	Ant. High (cm)
167.9760	14.64	peak	15.64	30.28	43.50	-13.22	140	150
983.1662	7.16	peak	27.83	34.99	54.00	-19.01	130	150

Frequency (MHz)	Reading (dBuV)		Factor (dB) Corr.	Result @3m (dBuV/m)		Limit @3m (dBuV/m)		Margin (dB)	Table Degree (Deg.)	Ant. High (cm)
	Peak	Ave.		Peak	Ave.	Peak	Ave.			
4824.0000	46.25	---	-4.94	41.31	---	74.00	54.00	-32.69	260	150
7236.0000	49.80	---	-2.37	47.43	---	74.00	54.00	-26.57	210	150
9648.0000	31.22	---	12.83	44.05	---	74.00	54.00	-29.95	260	150
12060.0000	30.55	---	15.92	46.47	---	74.00	54.00	-27.53	110	150

Polarization: Vertical

Frequency (MHz)	Reading (dBuV)	Detector	Factor (dB)	Result (dBuV/m)	Limit (dBuV/m)	Margin (dB)	Table Degree (Deg.)	Ant. High (cm)
134.4288	16.33	peak	15.01	31.34	43.50	-12.16	130	150
611.4230	4.97	peak	22.86	27.83	46.00	-18.17	210	150

Frequency (MHz)	Reading (dBuV)		Factor (dB) Corr.	Result @3m (dBuV/m)		Limit @3m (dBuV/m)		Margin (dB)	Table Degree (Deg.)	Ant. High (cm)
	Peak	Ave.		Peak	Ave.	Peak	Ave.			
4824.0000	46.44	---	-4.94	41.50	---	74.00	54.00	-32.50	140	150
7236.0000	47.69	---	-2.37	45.32	---	74.00	54.00	-28.68	280	150
9648.0000	30.78	---	12.83	43.61	---	74.00	54.00	-30.39	110	150
12060.0000	30.76	---	15.92	46.68	---	74.00	54.00	-27.32	260	150



Worldwide Testing Services(Taiwan) Co., Ltd.

Registration number: W6M21012-11105-C-1
FCC ID: T9J-RN171

Mode: 802.11b CH6
Polarization: Horizontal

Frequency (MHz)	Reading (dBuV)	Detector	Factor (dB)	Result (dBuV/m)	Limit (dBuV/m)	Margin (dB)	Table Degree (Deg.)	Ant. High (cm)
124.6894	15.96	peak	14.32	30.28	43.50	-13.22	140	150
991.5832	8.37	peak	27.85	36.22	54.00	-17.78	330	150

Frequency (MHz)	Reading (dBuV)		Factor (dB) Corr.	Result @3m (dBuV/m)		Limit @3m (dBuV/m)		Margin (dB)	Table Degree (Deg.)	Ant. High (cm)
	Peak	Ave.		Peak	Ave.	Peak	Ave.			
4874.0000	46.08	---	-4.86	41.22	---	74.00	54.00	-32.78	160	150
7311.0000	47.67	---	-2.76	44.91	---	74.00	54.00	-29.09	210	150
9748.0000	31.03	---	12.80	43.83	---	74.00	54.00	-30.17	260	150
12185.0000	29.61	---	16.40	46.01	---	74.00	54.00	-27.99	210	150

Polarization: Vertical

Frequency (MHz)	Reading (dBuV)	Detector	Factor (dB)	Result (dBuV/m)	Limit (dBuV/m)	Margin (dB)	Table Degree (Deg.)	Ant. High (cm)
135.5110	15.97	peak	15.10	31.07	43.50	-12.43	300	150
983.1662	8.10	peak	27.83	35.93	54.00	-18.07	260	150

Frequency (MHz)	Reading (dBuV)		Factor (dB) Corr.	Result @3m (dBuV/m)		Limit @3m (dBuV/m)		Margin (dB)	Table Degree (Deg.)	Ant. High (cm)
	Peak	Ave.		Peak	Ave.	Peak	Ave.			
4874.0000	46.56	---	-4.86	41.70	---	74.00	54.00	-32.30	160	150
7311.0000	48.08	---	-2.76	45.32	---	74.00	54.00	-28.68	210	150
9748.0000	30.65	---	12.80	43.45	---	74.00	54.00	-30.55	290	150
12185.0000	30.2	---	16.40	46.60	---	74.00	54.00	-27.40	210	150

Mode: 802.11b CH11

Polarization: Horizontal

Frequency (MHz)	Reading (dBuV)	Detector	Factor (dB)	Result (dBuV/m)	Limit (dBuV/m)	Margin (dB)	Table Degree (Deg.)	Ant. High (cm)
121.4430	15.68	peak	14.11	29.79	43.50	-13.71	260	150
966.3327	8.42	peak	27.77	36.19	54.00	-17.81	110	150



Worldwide Testing Services(Taiwan) Co., Ltd.

Registration number: W6M21012-11105-C-1

FCC ID: T9J-RN171

Frequency (MHz)	Reading (dBuV)		Factor (dB) Corr.	Result @3m (dBuV/m)		Limit @3m (dBuV/m)		Margin (dB)	Table Degree (Deg.)	Ant. High (cm)
	Peak	Ave.		Peak	Ave.	Peak	Ave.			
4924.0000	45.52	---	-4.89	40.63	---	74.00	54.00	-33.37	250	150
7386.0000	46.84	---	-3.09	43.75	---	74.00	54.00	-30.25	210	150
9848.0000	29.7	---	13.02	42.72	---	74.00	54.00	-31.28	250	150
12310.0000	29.64	---	16.46	46.10	---	74.00	54.00	-27.90	140	150

Polarization: Vertical

Frequency (MHz)	Reading (dBuV)	Detector	Factor (dB)	Result (dBuV/m)	Limit (dBuV/m)	Margin (dB)	Table Degree (Deg.)	Ant. High (cm)
169.0580	15.02	peak	15.59	30.61	43.50	-12.89	210	150
998.5972	8.27	peak	27.88	36.15	54.00	-17.85	230	150

Frequency (MHz)	Reading (dBuV)		Factor (dB) Corr.	Result @3m (dBuV/m)		Limit @3m (dBuV/m)		Margin (dB)	Table Degree (Deg.)	Ant. High (cm)
	Peak	Ave.		Peak	Ave.	Peak	Ave.			
4924.0000	45.60	---	-4.89	40.71	---	74.00	54.00	-33.29	290	150
7386.0000	47.73	---	-3.09	44.64	---	74.00	54.00	-29.36	210	150
9848.0000	30.00	---	13.02	43.02	---	74.00	54.00	-30.98	280	150
12310.0000	29.97	---	16.46	46.43	---	74.00	54.00	-27.57	120	150

Mode: 802.11g CH1

Polarization: Horizontal

Frequency (MHz)	Reading (dBuV)	Detector	Factor (dB)	Result (dBuV/m)	Limit (dBuV/m)	Margin (dB)	Table Degree (Deg.)	Ant. High (cm)
134.4288	19.72	peak	15.01	34.73	43.50	-8.77	130	150
611.4230	7.90	peak	22.86	30.76	46.00	-15.24	230	150

Frequency (MHz)	Reading (dBuV)		Factor (dB) Corr.	Result @3m (dBuV/m)		Limit @3m (dBuV/m)		Margin (dB)	Table Degree (Deg.)	Ant. High (cm)
	Peak	Ave.		Peak	Ave.	Peak	Ave.			
4824.0000	46.44	---	-4.94	41.50	---	74.00	54.00	-32.50	120	150
7236.0000	47.38	---	-2.37	45.01	---	74.00	54.00	-28.99	280	150
9648.0000	29.65	---	12.83	42.48	---	74.00	54.00	-31.52	260	150
12060.0000	30.37	---	15.92	46.29	---	74.00	54.00	-27.71	210	150



Worldwide Testing Services(Taiwan) Co., Ltd.

Registration number: W6M21012-11105-C-1
FCC ID: T9J-RN171

Polarization: Vertical

Frequency (MHz)	Reading (dBuV)	Detector	Factor (dB)	Result (dBuV/m)	Limit (dBuV/m)	Margin (dB)	Table Degree (Deg.)	Ant. High (cm)
130.6413	17.74	peak	14.71	32.45	43.50	-11.05	140	150
610.0200	6.58	peak	22.84	29.42	46.00	-16.58	150	150

Frequency (MHz)	Reading (dBuV)		Factor (dB) Corr.	Result @3m (dBuV/m)		Limit @3m (dBuV/m)		Margin (dB)	Table Degree (Deg.)	Ant. High (cm)
	Peak	Ave.		Peak	Ave.	Peak	Ave.			
4824.0000	46.82	---	-4.94	41.88	---	74.00	54.00	-32.12	280	150
7236.0000	47.59	---	-2.37	45.22	---	74.00	54.00	-28.78	210	150
9648.0000	29.79	---	12.83	42.62	---	74.00	54.00	-31.38	100	150
12060.0000	30.86	---	15.92	46.78	---	74.00	54.00	-27.22	260	150

Mode: 802.11g CH6

Polarization: Horizontal

Frequency (MHz)	Reading (dBuV)	Detector	Factor (dB)	Result (dBuV/m)	Limit (dBuV/m)	Margin (dB)	Table Degree (Deg.)	Ant. High (cm)
166.8937	15.48	peak	15.70	31.18	43.50	-12.32	160	150
997.1943	8.89	peak	27.87	36.76	54.00	-17.24	240	150

Frequency (MHz)	Reading (dBuV)		Factor (dB) Corr.	Result @3m (dBuV/m)		Limit @3m (dBuV/m)		Margin (dB)	Table Degree (Deg.)	Ant. High (cm)
	Peak	Ave.		Peak	Ave.	Peak	Ave.			
4874.0000	46.17	---	-4.86	41.31	---	74.00	54.00	-32.69	140	150
7311.0000	48.27	---	-2.76	45.51	---	74.00	54.00	-28.49	280	150
9848.0000	30.77	---	13.02	43.79	---	74.00	54.00	-30.21	140	150
12185.0000	29.22	---	16.40	45.62	---	74.00	54.00	-28.38	280	150

Polarization: Vertical

Frequency (MHz)	Reading (dBuV)	Detector	Factor (dB)	Result (dBuV/m)	Limit (dBuV/m)	Margin (dB)	Table Degree (Deg.)	Ant. High (cm)
136.5931	16.20	peak	15.18	31.38	43.50	-12.12	200	150
612.8256	7.28	peak	22.87	30.15	46.00	-15.85	130	150

Frequency (MHz)	Reading (dBuV)		Factor (dB) Corr.	Result @3m (dBuV/m)		Limit @3m (dBuV/m)		Margin (dB)	Table Degree (Deg.)	Ant. High (cm)
	Peak	Ave.		Peak	Ave.	Peak	Ave.			
4874.0000	45.33	---	-4.86	40.47	---	74.00	54.00	-33.53	280	150
7311.0000	47.18	---	-2.76	44.42	---	74.00	54.00	-29.58	210	150
9748.0000	30.95	---	12.80	43.75	---	74.00	54.00	-30.25	140	150
12185.0000	30.09	---	16.40	46.49	---	74.00	54.00	-27.51	280	150



Worldwide Testing Services(Taiwan) Co., Ltd.

Registration number: W6M21012-11105-C-1

FCC ID: T9J-RN171

Mode: 802.11g CH11

Polarization: Horizontal

Frequency (MHz)	Reading (dBuV)	Detector	Factor (dB)	Result (dBuV/m)	Limit (dBuV/m)	Margin (dB)	Table Degree (Deg.)	Ant. High (cm)
123.6072	15.58	peak	14.25	29.83	43.50	-13.67	180	150
608.6173	8.84	peak	22.83	31.67	46.00	-14.33	200	150

Frequency (MHz)	Reading (dBuV)		Factor (dB) Corr.	Result @3m (dBuV/m)		Limit @3m (dBuV/m)		Margin (dB)	Table Degree (Deg.)	Ant. High (cm)
	Peak	Ave.		Peak	Ave.	Peak	Ave.			
4924.0000	46.50	---	-4.89	41.61	---	74.00	54.00	-32.39	290	150
7386.0000	47.24	---	-3.09	44.15	---	74.00	54.00	-29.85	210	150
9848.0000	31.65	---	13.02	44.67	---	74.00	54.00	-29.33	270	150
12310.0000	31.57	---	16.46	48.03	---	74.00	54.00	-25.97	210	150

Polarization: Vertical

Frequency (MHz)	Reading (dBuV)	Detector	Factor (dB)	Result (dBuV/m)	Limit (dBuV/m)	Margin (dB)	Table Degree (Deg.)	Ant. High (cm)
123.6072	18.52	peak	14.25	32.77	43.50	-10.73	210	150
611.4230	6.85	peak	22.86	29.71	46.00	-16.29	220	150

Frequency (MHz)	Reading (dBuV)		Factor (dB) Corr.	Result @3m (dBuV/m)		Limit @3m (dBuV/m)		Margin (dB)	Table Degree (Deg.)	Ant. High (cm)
	Peak	Ave.		Peak	Ave.	Peak	Ave.			
4924.0000	44.56	---	-4.89	39.67	---	74.00	54.00	-34.33	100	150
7386.0000	47.75	---	-3.09	44.66	---	74.00	54.00	-29.34	290	150
9848.0000	31.75	---	13.02	44.77	---	74.00	54.00	-29.23	210	150
12310.0000	31.84	---	16.46	48.3	---	74.00	54.00	-25.70	270	150

Antenna 2

Mode: 802.11b CH1

Polarization: Horizontal

Frequency (MHz)	Reading (dBuV)	Detector	Factor (dB)	Result (dBuV/m)	Limit (dBuV/m)	Margin (dB)	Table Degree (Deg.)	Ant. High (cm)
123.0661	15.67	peak	14.21	29.88	43.50	-13.62	150	150
608.6173	7.46	peak	22.83	30.29	46.00	-15.71	260	150



Worldwide Testing Services(Taiwan) Co., Ltd.

Registration number: W6M21012-11105-C-1
FCC ID: T9J-RN171

Frequency (MHz)	Reading (dBuV)		Factor (dB) Corr.	Result @3m (dBuV/m)		Limit @3m (dBuV/m)		Margin (dB)	Table Degree (Deg.)	Ant. High (cm)
	Peak	Ave.		Peak	Ave.	Peak	Ave.			
4824.0000	46.74	---	-4.94	41.80	---	74.00	54.00	-32.20	160	150
7236.0000	48.18	---	-2.37	45.81	---	74.00	54.00	-28.19	220	150
9648.0000	30.05	---	12.83	42.88	---	74.00	54.00	-31.12	100	150
12060.0000	30.71	---	15.92	46.63	---	74.00	54.00	-27.37	270	150

Polarization: Vertical

Frequency (MHz)	Reading (dBuV)	Detector	Factor (dB)	Result (dBuV/m)	Limit (dBuV/m)	Margin (dB)	Table Degree (Deg.)	Ant. High (cm)
165.8115	17.73	peak	15.75	33.48	43.50	-10.02	260	150
610.0200	6.29	peak	22.84	29.13	46.00	-16.87	300	150

Frequency (MHz)	Reading (dBuV)		Factor (dB) Corr.	Result @3m (dBuV/m)		Limit @3m (dBuV/m)		Margin (dB)	Table Degree (Deg.)	Ant. High (cm)
	Peak	Ave.		Peak	Ave.	Peak	Ave.			
4824.0000	46.09	---	-2.94	43.15	---	74.00	54.00	-30.85	120	150
7236.0000	48.25	---	-0.37	47.88	---	74.00	54.00	-26.12	280	150
9648.0000	30.72	---	12.83	43.55	---	74.00	54.00	-30.45	130	150
12060.0000	31.49	---	15.92	47.41	---	74.00	54.00	-26.59	280	150

Mode: 802.11b CH6

Polarization: Horizontal

Frequency (MHz)	Reading (dBuV)	Detector	Factor (dB)	Result (dBuV/m)	Limit (dBuV/m)	Margin (dB)	Table Degree (Deg.)	Ant. High (cm)
167.9760	15.18	peak	15.64	30.82	43.50	-12.68	180	150
610.0200	8.04	peak	22.84	30.88	46.00	-15.12	290	150

Frequency (MHz)	Reading (dBuV)		Factor (dB) Corr.	Result @3m (dBuV/m)		Limit @3m (dBuV/m)		Margin (dB)	Table Degree (Deg.)	Ant. High (cm)
	Peak	Ave.		Peak	Ave.	Peak	Ave.			
4874.0000	46.34	---	-4.86	41.48	---	74.00	54.00	-32.52	130	150
7311.0000	48.88	---	-2.76	46.12	---	74.00	54.00	-27.88	290	150
9748.0000	30.82	---	12.80	43.62	---	74.00	54.00	-30.38	100	150
12185.0000	31.73	---	16.40	48.13	---	74.00	54.00	-25.87	260	150

Polarization: Vertical

Frequency (MHz)	Reading (dBuV)	Detector	Factor (dB)	Result (dBuV/m)	Limit (dBuV/m)	Margin (dB)	Table Degree (Deg.)	Ant. High (cm)
135.5110	16.02	peak	15.10	31.12	43.50	-12.38	150	150
610.0200	6.48	peak	22.84	29.32	46.00	-16.68	220	150



Worldwide Testing Services(Taiwan) Co., Ltd.

Registration number: W6M21012-11105-C-1
FCC ID: T9J-RN171

Frequency (MHz)	Reading (dBuV)		Factor (dB) Corr.	Result @3m (dBuV/m)		Limit @3m (dBuV/m)		Margin (dB)	Table Degree (Deg.)	Ant. High (cm)
	Peak	Ave.		Peak	Ave.	Peak	Ave.			
4874.0000	46.75	---	-4.86	41.89	---	74.00	54.00	-32.11	120	150
7311.0000	48.21	---	-2.76	45.45	---	74.00	54.00	-28.55	250	150
9748.0000	29.88	---	12.80	42.68	---	74.00	54.00	-31.32	170	150
12185.0000	30.76	---	16.40	47.16	---	74.00	54.00	-26.84	90	150

Mode: 802.11b CH11

Polarization: Horizontal

Frequency (MHz)	Reading (dBuV)	Detector	Factor (dB)	Result (dBuV/m)	Limit (dBuV/m)	Margin (dB)	Table Degree (Deg.)	Ant. High (cm)
123.6072	16.43	peak	14.25	30.68	43.50	-12.82	180	150
610.0200	7.56	peak	22.84	30.40	46.00	-15.60	140	150

Frequency (MHz)	Reading (dBuV)		Factor (dB) Corr.	Result @3m (dBuV/m)		Limit @3m (dBuV/m)		Margin (dB)	Table Degree (Deg.)	Ant. High (cm)
	Peak	Ave.		Peak	Ave.	Peak	Ave.			
4924.0000	46.10	---	-4.89	41.21	---	74.00	54.00	-32.79	270	150
7386.0000	47.58	---	-3.09	44.49	---	74.00	54.00	-29.51	280	150
9848.0000	30.15	---	13.02	43.17	---	74.00	54.00	-30.83	160	150
12310.0000	32.1	---	16.46	48.56	---	74.00	54.00	-25.44	220	150

Polarization: Vertical

Frequency (MHz)	Reading (dBuV)	Detector	Factor (dB)	Result (dBuV/m)	Limit (dBuV/m)	Margin (dB)	Table Degree (Deg.)	Ant. High (cm)
133.8877	15.18	peak	14.97	30.15	43.50	-13.35	210	150
611.4230	7.69	peak	22.86	30.55	46.00	-15.45	230	150

Frequency (MHz)	Reading (dBuV)		Factor (dB) Corr.	Result @3m (dBuV/m)		Limit @3m (dBuV/m)		Margin (dB)	Table Degree (Deg.)	Ant. High (cm)
	Peak	Ave.		Peak	Ave.	Peak	Ave.			
4924.0000	45.04	---	-4.89	40.15	---	74.00	54.00	-33.85	280	150
7386.0000	47.12	---	-3.09	44.03	---	74.00	54.00	-29.97	100	150
9848.0000	31.57	---	13.02	44.59	---	74.00	54.00	-29.41	130	150
12350.2000	32.65	---	16.48	49.13	---	74.00	54.00	-24.87	220	150

Mode: 802.11g CH1

Polarization: Horizontal

Frequency (MHz)	Reading (dBuV)	Detector	Factor (dB)	Result (dBuV/m)	Limit (dBuV/m)	Margin (dB)	Table Degree (Deg.)	Ant. High (cm)
165.8117	15.35	peak	15.75	31.10	43.50	-12.40	180	150
612.8256	7.22	peak	22.87	30.09	46.00	-15.91	290	150



Worldwide Testing Services(Taiwan) Co., Ltd.

Registration number: W6M21012-11105-C-1
FCC ID: T9J-RN171

Frequency (MHz)	Reading (dBuV)		Factor (dB) Corr.	Result @3m (dBuV/m)		Limit @3m (dBuV/m)		Margin (dB)	Table Degree (Deg.)	Ant. High (cm)
	Peak	Ave.		Peak	Ave.	Peak	Ave.			
4824.0000	46.05	---	-4.94	41.11	---	74.00	54.00	-32.89	280	150
7236.0000	49.72	---	-2.37	47.35	---	74.00	54.00	-26.65	120	150
9648.0000	30.09	---	12.83	42.92	---	74.00	54.00	-31.08	290	150
12060.0000	31.26	---	15.92	47.18	---	74.00	54.00	-26.82	120	150

Polarization: Vertical

Frequency (MHz)	Reading (dBuV)	Detector	Factor (dB)	Result (dBuV/m)	Limit (dBuV/m)	Margin (dB)	Table Degree (Deg.)	Ant. High (cm)
168.5170	15.23	peak	15.62	30.85	43.50	-12.65	230	150
610.0200	6.82	peak	22.84	29.66	46.00	-16.34	210	150

Frequency (MHz)	Reading (dBuV)		Factor (dB) Corr.	Result @3m (dBuV/m)		Limit @3m (dBuV/m)		Margin (dB)	Table Degree (Deg.)	Ant. High (cm)
	Peak	Ave.		Peak	Ave.	Peak	Ave.			
4824.0000	45.16	---	-4.94	40.22	---	74.00	54.00	-33.78	230	150
7230.4610	47.96	---	-2.34	45.62	---	74.00	54.00	-28.38	140	150
9648.0000	29.84	---	12.83	42.67	---	74.00	54.00	-31.33	130	150
12060.0000	30.12	---	15.92	46.04	---	74.00	54.00	-27.96	290	150

Mode: 802.11g CH6

Polarization: Horizontal

Frequency (MHz)	Reading (dBuV)	Detector	Factor (dB)	Result (dBuV/m)	Limit (dBuV/m)	Margin (dB)	Table Degree (Deg.)	Ant. High (cm)
167.9760	17.84	peak	15.64	33.48	43.50	-10.02	140	150
610.0200	7.05	peak	22.84	29.89	46.00	-16.11	220	150

Frequency (MHz)	Reading (dBuV)		Factor (dB) Corr.	Result @3m (dBuV/m)		Limit @3m (dBuV/m)		Margin (dB)	Table Degree (Deg.)	Ant. High (cm)
	Peak	Ave.		Peak	Ave.	Peak	Ave.			
4874.0000	46.20	---	-4.86	41.34	---	74.00	54.00	-32.66	130	150
7311.0000	47.35	---	-2.76	44.59	---	74.00	54.00	-29.41	280	150
9748.0000	30.01	---	12.80	42.81	---	74.00	54.00	-31.19	260	150
12185.0000	30.39	---	16.40	46.79	---	74.00	54.00	-27.21	210	150

Polarization: Vertical

Frequency (MHz)	Reading (dBuV)	Detector	Factor (dB)	Result (dBuV/m)	Limit (dBuV/m)	Margin (dB)	Table Degree (Deg.)	Ant. High (cm)
131.1824	16.45	peak	14.76	31.21	43.50	-12.29	240	150
610.0200	7.27	peak	22.84	30.11	46.00	-15.89	230	150



Worldwide Testing Services(Taiwan) Co., Ltd.

Registration number: W6M21012-11105-C-1
FCC ID: T9J-RN171

Frequency (MHz)	Reading (dBuV)		Factor (dB) Corr.	Result @3m (dBuV/m)		Limit @3m (dBuV/m)		Margin (dB)	Table Degree (Deg.)	Ant. High (cm)
	Peak	Ave.		Peak	Ave.	Peak	Ave.			
4874.0000	46.20	---	-4.86	41.34	---	74.00	54.00	-32.66	130	150
7311.0000	47.35	---	-2.76	44.59	---	74.00	54.00	-29.41	280	150
9748.0000	30.01	---	12.80	42.81	---	74.00	54.00	-31.19	260	150
12185.0000	30.39	---	16.40	46.79	---	74.00	54.00	-27.21	210	150

Mode: 802.11g CH11

Polarization: Horizontal

Frequency (MHz)	Reading (dBuV)	Detector	Factor (dB)	Result (dBuV/m)	Limit (dBuV/m)	Margin (dB)	Table Degree (Deg.)	Ant. High (cm)
166.8937	13.33	peak	15.70	29.03	43.50	-14.47	140	150
612.8256	8.09	peak	22.87	30.96	46.00	-15.04	110	150

Frequency (MHz)	Reading (dBuV)		Factor (dB) Corr.	Result @3m (dBuV/m)		Limit @3m (dBuV/m)		Margin (dB)	Table Degree (Deg.)	Ant. High (cm)
	Peak	Ave.		Peak	Ave.	Peak	Ave.			
4924.0000	45.97	---	-4.89	41.08	---	74.00	54.00	-32.92	310	150
7386.0000	46.93	---	-3.09	43.84	---	74.00	54.00	-30.16	220	150
9848.0000	30.23	---	13.02	43.25	---	74.00	54.00	-30.75	220	150
12310.0000	32.39	---	16.46	48.85	---	74.00	54.00	-25.15	260	150

Polarization: Vertical

Frequency (MHz)	Reading (dBuV)	Detector	Factor (dB)	Result (dBuV/m)	Limit (dBuV/m)	Margin (dB)	Table Degree (Deg.)	Ant. High (cm)
134.9698	17.33	peak	15.05	32.38	43.50	-11.12	180	150
612.8256	6.84	peak	22.87	29.71	46.00	-16.29	230	150

Frequency (MHz)	Reading (dBuV)		Factor (dB) Corr.	Result @3m (dBuV/m)		Limit @3m (dBuV/m)		Margin (dB)	Table Degree (Deg.)	Ant. High (cm)
	Peak	Ave.		Peak	Ave.	Peak	Ave.			
4924.0000	45.99	---	-4.89	41.10	---	74.00	54.00	-32.90	300	150
7386.0000	48.24	---	-3.09	45.15	---	74.00	54.00	-28.85	110	150
9748.0000	29.86	---	12.80	42.66	---	74.00	54.00	-31.34	280	150
12310.0000	31.13	---	16.46	47.59	---	74.00	54.00	-26.41	110	150

Antenna 3

Mode: 802.11b CH1

Polarization: Horizontal

Frequency (MHz)	Reading (dBuV)	Detector	Factor (dB)	Result (dBuV/m)	Limit (dBuV/m)	Margin (dB)	Table Degree (Deg.)	Ant. High (cm)
123.6072	15.71	peak	14.25	29.96	43.50	-13.54	250	150
964.9298	8.49	peak	27.77	36.26	54.00	-17.74	140	150



Worldwide Testing Services(Taiwan) Co., Ltd.

Registration number: W6M21012-11105-C-1

FCC ID: T9J-RN171

Frequency (MHz)	Reading (dBuV)		Factor (dB) Corr.	Result @3m (dBuV/m)		Limit @3m (dBuV/m)		Margin (dB)	Table Degree (Deg.)	Ant. High (cm)
	Peak	Ave.		Peak	Ave.	Peak	Ave.			
4824.0000	46.77	---	-4.94	41.83	---	74.00	54.00	-32.17	150	150
7236.0000	49.12	---	-2.37	46.75	---	74.00	54.00	-27.25	230	150
9648.0000	30.17	---	12.83	43.00	---	74.00	54.00	-31.00	110	150
12060.0000	30.64	---	15.92	46.56	---	74.00	54.00	-27.44	230	150

Polarization: Vertical

Frequency (MHz)	Reading (dBuV)	Detector	Factor (dB)	Result (dBuV/m)	Limit (dBuV/m)	Margin (dB)	Table Degree (Deg.)	Ant. High (cm)
130.6413	17.58	peak	14.71	32.29	43.50	-11.21	210	150
612.8256	6.57	peak	22.87	29.44	46.00	-16.56	120	150

Frequency (MHz)	Reading (dBuV)		Factor (dB) Corr.	Result @3m (dBuV/m)		Limit @3m (dBuV/m)		Margin (dB)	Table Degree (Deg.)	Ant. High (cm)
	Peak	Ave.		Peak	Ave.	Peak	Ave.			
4824.0000	46.27	---	-4.94	41.33	---	74.00	54.00	-32.67	130	150
7236.0000	47.29	---	-2.37	44.92	---	74.00	54.00	-29.08	280	150
9648.0000	29.75	---	12.83	42.58	---	74.00	54.00	-31.42	140	150
12060.0000	31.22	---	15.92	47.14	---	74.00	54.00	-26.86	230	150

Mode: 802.11b CH6

Polarization: Horizontal

Frequency (MHz)	Reading (dBuV)	Detector	Factor (dB)	Result (dBuV/m)	Limit (dBuV/m)	Margin (dB)	Table Degree (Deg.)	Ant. High (cm)
124.1483	15.49	peak	14.28	29.77	43.50	-13.73	140	150
610.0200	6.73	peak	22.84	29.57	46.00	-16.43	240	150

Frequency (MHz)	Reading (dBuV)		Factor (dB) Corr.	Result @3m (dBuV/m)		Limit @3m (dBuV/m)		Margin (dB)	Table Degree (Deg.)	Ant. High (cm)
	Peak	Ave.		Peak	Ave.	Peak	Ave.			
4874.0000	46.38	---	-4.86	41.52	---	74.00	54.00	-32.48	150	150
7311.0000	47.52	---	-2.76	44.76	---	74.00	54.00	-29.24	230	150
9748.0000	30.60	---	12.80	43.40	---	74.00	54.00	-30.60	300	150
12185.0000	29.85	---	16.40	46.25	---	74.00	54.00	-27.75	260	150

Polarization: Vertical

Frequency (MHz)	Reading (dBuV)	Detector	Factor (dB)	Result (dBuV/m)	Limit (dBuV/m)	Margin (dB)	Table Degree (Deg.)	Ant. High (cm)
130.6413	16.99	peak	14.71	31.70	43.50	-11.80	210	150
608.6173	7.37	peak	22.83	30.20	46.00	-15.80	200	150



Worldwide Testing Services(Taiwan) Co., Ltd.

Registration number: W6M21012-11105-C-1
FCC ID: T9J-RN171

Frequency (MHz)	Reading (dBuV)		Factor (dB) Corr.	Result @3m (dBuV/m)		Limit @3m (dBuV/m)		Margin (dB)	Table Degree (Deg.)	Ant. High (cm)
	Peak	Ave.		Peak	Ave.	Peak	Ave.			
4874.0000	47.38	---	-4.86	42.52	---	74.00	54.00	-31.48	160	150
7311.0000	47.98	---	-2.76	45.22	---	74.00	54.00	-28.78	240	150
9748.0000	31.46	---	12.80	44.26	---	74.00	54.00	-29.74	260	150
12185.0000	31.1	---	16.40	47.5	---	74.00	54.00	-26.50	280	150

Mode: 802.11b CH11

Polarization: Horizontal

Frequency (MHz)	Reading (dBuV)	Detector	Factor (dB)	Result (dBuV/m)	Limit (dBuV/m)	Margin (dB)	Table Degree (Deg.)	Ant. High (cm)
166.3528	17.92	peak	15.73	33.65	43.50	-9.85	290	150
995.7916	8.56	peak	27.87	36.43	54.00	-17.57	140	150

Frequency (MHz)	Reading (dBuV)		Factor (dB) Corr.	Result @3m (dBuV/m)		Limit @3m (dBuV/m)		Margin (dB)	Table Degree (Deg.)	Ant. High (cm)
	Peak	Ave.		Peak	Ave.	Peak	Ave.			
4924.0000	46.22	---	-4.89	41.33	---	74.00	54.00	-32.67	280	150
7386.0000	47.88	---	-3.09	44.79	---	74.00	54.00	-29.21	210	150
9848.0000	31.23	---	13.02	44.25	---	74.00	54.00	-29.75	140	150
12310.0000	31.71	---	16.46	48.17	---	74.00	54.00	-25.83	220	150

Polarization: Vertical

Frequency (MHz)	Reading (dBuV)	Detector	Factor (dB)	Result (dBuV/m)	Limit (dBuV/m)	Margin (dB)	Table Degree (Deg.)	Ant. High (cm)
135.5110	17.66	peak	15.10	32.76	43.50	-10.74	240	150
610.0200	7.34	peak	22.84	30.18	46.00	-15.82	180	150

Frequency (MHz)	Reading (dBuV)		Factor (dB) Corr.	Result @3m (dBuV/m)		Limit @3m (dBuV/m)		Margin (dB)	Table Degree (Deg.)	Ant. High (cm)
	Peak	Ave.		Peak	Ave.	Peak	Ave.			
4924.0000	46.04	---	-4.89	41.15	---	74.00	54.00	-32.85	310	150
7386.0000	47.79	---	-3.09	44.70	---	74.00	54.00	-29.30	250	150
9848.0000	30.57	---	13.02	43.59	---	74.00	54.00	-30.41	110	150
12310.0000	30.06	---	16.46	46.52	---	74.00	54.00	-27.48	210	150

Mode: 802.11g CH1

Polarization: Horizontal

Frequency (MHz)	Reading (dBuV)	Detector	Factor (dB)	Result (dBuV/m)	Limit (dBuV/m)	Margin (dB)	Table Degree (Deg.)	Ant. High (cm)
166.8937	14.12	peak	15.70	29.82	43.50	-13.68	200	150
611.4230	8.01	peak	22.86	30.87	46.00	-15.13	270	150



Worldwide Testing Services(Taiwan) Co., Ltd.

Registration number: W6M21012-11105-C-1

FCC ID: T9J-RN171

Frequency (MHz)	Reading (dBuV)		Factor (dB) Corr.	Result @3m (dBuV/m)		Limit @3m (dBuV/m)		Margin (dB)	Table Degree (Deg.)	Ant. High (cm)
	Peak	Ave.		Peak	Ave.	Peak	Ave.			
4824.0000	46.72	---	-4.94	41.78	---	74.00	54.00	-32.22	290	150
7236.0000	48.19	---	-2.37	45.82	---	74.00	54.00	-28.18	210	150
9648.0000	31.43	---	12.83	44.26	---	74.00	54.00	-29.74	110	150
12060.0000	30.83	---	15.92	46.75	---	74.00	54.00	-27.25	250	150

Polarization: Vertical

Frequency (MHz)	Reading (dBuV)	Detector	Factor (dB)	Result (dBuV/m)	Limit (dBuV/m)	Margin (dB)	Table Degree (Deg.)	Ant. High (cm)
134.9698	16.84	peak	15.05	31.89	43.50	-11.61	210	150
608.6173	6.48	peak	22.83	29.31	46.00	-16.69	210	150

Frequency (MHz)	Reading (dBuV)		Factor (dB) Corr.	Result @3m (dBuV/m)		Limit @3m (dBuV/m)		Margin (dB)	Table Degree (Deg.)	Ant. High (cm)
	Peak	Ave.		Peak	Ave.	Peak	Ave.			
4824.0000	46.06	---	-4.94	41.12	---	74.00	54.00	-32.88	120	150
7236.0000	47.38	---	-2.37	45.01	---	74.00	54.00	-28.99	210	150
9648.0000	29.91	---	12.83	42.74	---	74.00	54.00	-31.26	180	150
12060.0000	30.72	---	15.92	46.64	---	74.00	54.00	-27.36	220	150

Mode: 802.11g CH6

Polarization: Horizontal

Frequency (MHz)	Reading (dBuV)	Detector	Factor (dB)	Result (dBuV/m)	Limit (dBuV/m)	Margin (dB)	Table Degree (Deg.)	Ant. High (cm)
167.9760	17.45	peak	15.64	33.09	43.50	-10.41	180	150
611.4230	6.14	peak	22.86	29.00	46.00	-17.00	260	150

Frequency (MHz)	Reading (dBuV)		Factor (dB) Corr.	Result @3m (dBuV/m)		Limit @3m (dBuV/m)		Margin (dB)	Table Degree (Deg.)	Ant. High (cm)
	Peak	Ave.		Peak	Ave.	Peak	Ave.			
4874.0000	45.99	---	-4.86	41.13	---	74.00	54.00	-32.87	160	150
7311.0000	47.68	---	-2.76	44.92	---	74.00	54.00	-29.08	280	150
9748.0000	30.75	---	12.80	43.55	---	74.00	54.00	-30.45	300	150
12185.0000	29.83	---	16.40	46.23	---	74.00	54.00	-27.77	220	150

Polarization: Vertical

Frequency (MHz)	Reading (dBuV)	Detector	Factor (dB)	Result (dBuV/m)	Limit (dBuV/m)	Margin (dB)	Table Degree (Deg.)	Ant. High (cm)
130.6413	15.68	peak	14.71	30.39	43.50	-13.11	260	150
608.6173	7.14	peak	22.83	29.97	46.00	-16.03	280	150



Worldwide Testing Services(Taiwan) Co., Ltd.

Registration number: W6M21012-11105-C-1

FCC ID: T9J-RN171

Frequency (MHz)	Reading (dBuV)		Factor (dB) Corr.	Result @3m (dBuV/m)		Limit @3m (dBuV/m)		Margin (dB)	Table Degree (Deg.)	Ant. High (cm)
	Peak	Ave.		Peak	Ave.	Peak	Ave.			
4874.0000	46.12	---	-4.86	41.26	---	74.00	54.00	-32.74	270	150
7311.0000	48.09	---	-2.76	45.33	---	74.00	54.00	-28.67	210	150
9748.0000	30.99	---	12.80	43.79	---	74.00	54.00	-30.21	200	150
12185.0000	31.14	---	16.40	47.54	---	74.00	54.00	-26.46	150	150

Mode: 802.11g CH11

Polarization: Horizontal

Frequency (MHz)	Reading (dBuV)	Detector	Factor (dB)	Result (dBuV/m)	Limit (dBuV/m)	Margin (dB)	Table Degree (Deg.)	Ant. High (cm)
123.0661	15.79	peak	14.21	30.00	43.50	-13.50	230	150
612.8256	6.82	peak	22.87	29.69	46.00	-16.31	290	150

Frequency (MHz)	Reading (dBuV)		Factor (dB) Corr.	Result @3m (dBuV/m)		Limit @3m (dBuV/m)		Margin (dB)	Table Degree (Deg.)	Ant. High (cm)
	Peak	Ave.		Peak	Ave.	Peak	Ave.			
4924.0000	46.08	---	-4.89	41.19	---	74.00	54.00	-32.81	140	150
7386.0000	47.43	---	-3.09	44.34	---	74.00	54.00	-29.66	250	150
9848.0000	30.39	---	13.02	43.41	---	74.00	54.00	-30.59	230	150
12185.0000	29.50	---	16.40	45.9	---	74.00	54.00	-28.10	140	150

Polarization: Vertical

Frequency (MHz)	Reading (dBuV)	Detector	Factor (dB)	Result (dBuV/m)	Limit (dBuV/m)	Margin (dB)	Table Degree (Deg.)	Ant. High (cm)
130.1002	16.88	peak	14.67	31.55	43.50	-11.95	100	150
611.4230	7.64	peak	22.86	30.50	46.00	-15.50	170	150

Frequency (MHz)	Reading (dBuV)		Factor (dB) Corr.	Result @3m (dBuV/m)		Limit @3m (dBuV/m)		Margin (dB)	Table Degree (Deg.)	Ant. High (cm)
	Peak	Ave.		Peak	Ave.	Peak	Ave.			
4924.0000	45.82	---	-4.89	40.93	---	74.00	54.00	-33.07	270	150
7386.0000	47.18	---	-3.09	44.09	---	74.00	54.00	-29.91	210	150
9748.0000	31.28	---	12.80	44.08	---	74.00	54.00	-29.92	250	150
12310.0000	30.77	---	16.46	47.23	---	74.00	54.00	-26.77	120	150



Worldwide Testing Services(Taiwan) Co., Ltd.

Registration number: W6M21012-11105-C-1

FCC ID: T9J-RN171

Antenna 4

Mode: 802.11b CH1

Polarization: Horizontal

Frequency (MHz)	Reading (dBuV)	Detector	Factor (dB)	Result (dBuV/m)	Limit (dBuV/m)	Margin (dB)	Table Degree (Deg.)	Ant. High (cm)
123.0661	17.09	peak	14.21	31.30	43.50	-12.20	210	150
610.0200	5.52	peak	22.84	28.36	46.00	-17.64	170	150

Frequency (MHz)	Reading (dBuV)		Factor (dB) Corr.	Result @3m (dBuV/m)		Limit @3m (dBuV/m)		Margin (dB)	Table Degree (Deg.)	Ant. High (cm)
	Peak	Ave.		Peak	Ave.	Peak	Ave.			
4817.6350	48.90	---	-4.95	43.95	---	74.00	54.00	-30.05	120	150
7236.0000	47.64	---	-2.37	45.27	---	74.00	54.00	-28.73	250	150
9648.0000	29.83	---	12.83	42.66	---	74.00	54.00	-31.34	300	150
12060.0000	31.85	---	15.92	47.77	---	74.00	54.00	-26.23	220	150

Polarization: Vertical

Frequency (MHz)	Reading (dBuV)	Detector	Factor (dB)	Result (dBuV/m)	Limit (dBuV/m)	Margin (dB)	Table Degree (Deg.)	Ant. High (cm)
132.8054	16.71	peak	14.88	31.59	43.50	-11.91	270	150
610.0200	8.58	peak	22.84	31.42	46.00	-14.58	110	150

Frequency (MHz)	Reading (dBuV)		Factor (dB) Corr.	Result @3m (dBuV/m)		Limit @3m (dBuV/m)		Margin (dB)	Table Degree (Deg.)	Ant. High (cm)
	Peak	Ave.		Peak	Ave.	Peak	Ave.			
4817.6350	50.51	---	-4.95	45.56	---	74.00	54.00	-28.44	260	150
7236.0000	48.15	---	-2.37	45.78	---	74.00	54.00	-28.22	220	150
9648.0000	31.04	---	12.83	43.87	---	74.00	54.00	-30.13	110	150
12060.0000	31.36	---	15.92	47.28	---	74.00	54.00	-26.72	220	150

Mode: 802.11b CH6

Polarization: Horizontal

Frequency (MHz)	Reading (dBuV)	Detector	Factor (dB)	Result (dBuV/m)	Limit (dBuV/m)	Margin (dB)	Table Degree (Deg.)	Ant. High (cm)
167.9760	16.66	peak	15.64	32.30	43.50	-11.20	170	150
608.6173	6.94	peak	22.83	29.77	46.00	-16.23	210	150

Frequency (MHz)	Reading (dBuV)		Factor (dB) Corr.	Result @3m (dBuV/m)		Limit @3m (dBuV/m)		Margin (dB)	Table Degree (Deg.)	Ant. High (cm)
	Peak	Ave.		Peak	Ave.	Peak	Ave.			
4873.7480	48.22	---	-4.86	43.36	---	74.00	54.00	-30.64	100	150
7302.6050	49.08	---	-2.72	46.36	---	74.00	54.00	-27.64	210	150
9748.0000	31.11	---	12.80	43.91	---	74.00	54.00	-30.09	240	150
12185.0000	31.86	---	16.40	48.26	---	74.00	54.00	-25.74	110	150



Worldwide Testing Services(Taiwan) Co., Ltd.

Registration number: W6M21012-11105-C-1
 FCC ID: T9J-RN171

Polarization: Vertical

Frequency (MHz)	Reading (dBuV)	Detector	Factor (dB)	Result (dBuV/m)	Limit (dBuV/m)	Margin (dB)	Table Degree (Deg.)	Ant. High (cm)
133.3466	16.02	peak	14.93	30.95	43.50	-12.55	260	150
610.0200	7.33	peak	22.84	30.17	46.00	-15.83	140	150

Frequency (MHz)	Reading (dBuV)		Factor (dB) Corr.	Result @3m (dBuV/m)		Limit @3m (dBuV/m)		Margin (dB)	Table Degree (Deg.)	Ant. High (cm)
	Peak	Ave.		Peak	Ave.	Peak	Ave.			
4873.7480	49.42	---	-4.86	44.56	---	74.00	54.00	-29.44	110	150
7311.0000	47.85	---	-2.76	45.09	---	74.00	54.00	-28.91	270	150
9748.0000	31.1	---	12.80	43.9	---	74.00	54.00	-30.10	130	150
12185.0000	31.28	---	16.40	47.68	---	74.00	54.00	-26.32	200	150

Mode: 802.11b CH11

Polarization: Horizontal

Frequency (MHz)	Reading (dBuV)	Detector	Factor (dB)	Result (dBuV/m)	Limit (dBuV/m)	Margin (dB)	Table Degree (Deg.)	Ant. High (cm)
123.0661	16.20	peak	14.21	30.41	43.50	-13.09	210	150
612.8256	6.43	peak	22.87	29.30	46.00	-16.70	130	150

Frequency (MHz)	Reading (dBuV)		Factor (dB) Corr.	Result @3m (dBuV/m)		Limit @3m (dBuV/m)		Margin (dB)	Table Degree (Deg.)	Ant. High (cm)
	Peak	Ave.		Peak	Ave.	Peak	Ave.			
4924.0000	46.32	---	-4.89	41.43	---	74.00	54.00	-32.57	120	150
7386.0000	48.93	---	-3.09	45.84	---	74.00	54.00	-28.16	240	150
9848.0000	30.57	---	13.02	43.59	---	74.00	54.00	-30.41	120	150
12310.0000	31.35	---	16.46	47.81	---	74.00	54.00	-26.19	270	150

Polarization: Vertical

Frequency (MHz)	Reading (dBuV)	Detector	Factor (dB)	Result (dBuV/m)	Limit (dBuV/m)	Margin (dB)	Table Degree (Deg.)	Ant. High (cm)
130.6413	16.01	peak	14.71	30.72	43.50	-12.78	170	150
610.0200	7.58	peak	22.84	30.42	46.00	-15.58	80	150

Frequency (MHz)	Reading (dBuV)		Factor (dB) Corr.	Result @3m (dBuV/m)		Limit @3m (dBuV/m)		Margin (dB)	Table Degree (Deg.)	Ant. High (cm)
	Peak	Ave.		Peak	Ave.	Peak	Ave.			
4921.8440	49.90	---	-4.89	45.01	---	74.00	54.00	-28.99	140	150
7386.0000	48.09	---	-3.09	45.00	---	74.00	54.00	-29.00	230	150
9848.0000	30.9	---	13.02	43.92	---	74.00	54.00	-30.08	270	150
12310.0000	31.49	---	16.46	47.95	---	74.00	54.00	-26.05	100	150



Worldwide Testing Services(Taiwan) Co., Ltd.

Registration number: W6M21012-11105-C-1

FCC ID: T9J-RN171

Mode: 802.11g CH1

Polarization: Horizontal

Frequency (MHz)	Reading (dBuV)	Detector	Factor (dB)	Result (dBuV/m)	Limit (dBuV/m)	Margin (dB)	Table Degree (Deg.)	Ant. High (cm)
121.4430	15.78	peak	14.11	29.89	43.50	-13.61	170	150
610.0200	5.68	peak	22.84	28.52	46.00	-17.48	270	150

Frequency (MHz)	Reading (dBuV)		Factor (dB) Corr.	Result @3m (dBuV/m)		Limit @3m (dBuV/m)		Margin (dB)	Table Degree (Deg.)	Ant. High (cm)
	Peak	Ave.		Peak	Ave.	Peak	Ave.			
4824.0000	47.31	---	-4.94	42.37	---	74.00	54.00	-31.63	160	150
7236.0000	48.45	---	-2.37	46.08	---	74.00	54.00	-27.92	270	150
9648.0000	32.04	---	12.83	44.87	---	74.00	54.00	-29.13	260	150
12060.0000	30.72	---	15.92	46.64	---	74.00	54.00	-27.36	240	150

Polarization: Vertical

Frequency (MHz)	Reading (dBuV)	Detector	Factor (dB)	Result (dBuV/m)	Limit (dBuV/m)	Margin (dB)	Table Degree (Deg.)	Ant. High (cm)
132.2644	16.20	peak	14.84	31.04	43.50	-12.46	230	150
611.4230	8.00	peak	22.86	30.86	46.00	-15.14	110	150

Frequency (MHz)	Reading (dBuV)		Factor (dB) Corr.	Result @3m (dBuV/m)		Limit @3m (dBuV/m)		Margin (dB)	Table Degree (Deg.)	Ant. High (cm)
	Peak	Ave.		Peak	Ave.	Peak	Ave.			
4824.0000	48.00	---	-4.94	43.06	---	74.00	54.00	-30.94	110	150
7236.0000	46.59	---	-2.37	44.22	---	74.00	54.00	-29.78	250	150
9648.0000	31.14	---	12.83	43.97	---	74.00	54.00	-30.03	160	150
12060.0000	30.88	---	15.92	46.8	---	74.00	54.00	-27.20	200	150

Mode: 802.11g CH6

Polarization: Horizontal

Frequency (MHz)	Reading (dBuV)	Detector	Factor (dB)	Result (dBuV/m)	Limit (dBuV/m)	Margin (dB)	Table Degree (Deg.)	Ant. High (cm)
123.6072	15.72	peak	14.25	29.97	43.50	-13.53	280	150
612.8256	6.62	peak	22.87	29.49	46.00	-16.51	260	150



Worldwide Testing Services(Taiwan) Co., Ltd.

Registration number: W6M21012-11105-C-1
FCC ID: T9J-RN171

Frequency (MHz)	Reading (dBuV)		Factor (dB) Corr.	Result @3m (dBuV/m)		Limit @3m (dBuV/m)		Margin (dB)	Table Degree (Deg.)	Ant. High (cm)
	Peak	Ave.		Peak	Ave.	Peak	Ave.			
4874.0000	46.84	---	-4.86	41.98	---	74.00	54.00	-32.02	60	150
7311.0000	48.91	---	-2.76	46.15	---	74.00	54.00	-27.85	240	150
9748.0000	30.85	---	12.80	43.65	---	74.00	54.00	-30.35	130	150
12185.0000	30.21	---	16.40	46.61	---	74.00	54.00	-27.39	250	150

Polarization: Vertical

Frequency (MHz)	Reading (dBuV)	Detector	Factor (dB)	Result (dBuV/m)	Limit (dBuV/m)	Margin (dB)	Table Degree (Deg.)	Ant. High (cm)
136.5931	17.09	peak	15.18	32.27	43.50	-11.23	230	150
612.8256	7.99	peak	22.87	30.86	46.00	-15.14	240	150

Frequency (MHz)	Reading (dBuV)		Factor (dB) Corr.	Result @3m (dBuV/m)		Limit @3m (dBuV/m)		Margin (dB)	Table Degree (Deg.)	Ant. High (cm)
	Peak	Ave.		Peak	Ave.	Peak	Ave.			
4874.0000	46.96	---	-4.86	42.10	---	74.00	54.00	-31.90	150	150
7311.0000	48.28	---	-2.76	45.52	---	74.00	54.00	-28.48	130	150
9748.0000	31.01	---	12.80	43.81	---	74.00	54.00	-30.19	120	150
12185.0000	31.10	---	16.40	47.50	---	74.00	54.00	-26.50	250	150

Mode: 802.11g CH11

Polarization: Horizontal

Frequency (MHz)	Reading (dBuV)	Detector	Factor (dB)	Result (dBuV/m)	Limit (dBuV/m)	Margin (dB)	Table Degree (Deg.)	Ant. High (cm)
123.6072	15.87	peak	14.25	30.12	43.50	-13.38	220	150
611.4230	6.69	peak	22.86	29.55	46.00	-16.45	290	150

Frequency (MHz)	Reading (dBuV)		Factor (dB) Corr.	Result @3m (dBuV/m)		Limit @3m (dBuV/m)		Margin (dB)	Table Degree (Deg.)	Ant. High (cm)
	Peak	Ave.		Peak	Ave.	Peak	Ave.			
4924.0000	46.94	---	-4.89	42.05	---	74.00	54.00	-31.95	170	150
7386.0000	47.94	---	-3.09	44.85	---	74.00	54.00	-29.15	260	150
9848.0000	31.22	---	13.02	44.24	---	74.00	54.00	-29.76	160	150
12310.0000	30.97	---	16.46	47.43	---	74.00	54.00	-26.57	250	150

Polarization: Vertical

Frequency (MHz)	Reading (dBuV)	Detector	Factor (dB)	Result (dBuV/m)	Limit (dBuV/m)	Margin (dB)	Table Degree (Deg.)	Ant. High (cm)
129.5591	17.10	peak	14.63	31.73	43.50	-11.77	240	150
608.6173	7.25	peak	22.83	30.08	46.00	-15.92	70	150



Worldwide Testing Services(Taiwan) Co., Ltd.

Registration number: W6M21012-11105-C-1

FCC ID: T9J-RN171

Frequency (MHz)	Reading (dBuV)		Factor (dB) Corr.	Result @3m (dBuV/m)		Limit @3m (dBuV/m)		Margin (dB)	Table Degree (Deg.)	Ant. High (cm)
	Peak	Ave.		Peak	Ave.	Peak	Ave.			
4921.8440	50.53	---	-4.89	45.64	---	74.00	54.00	-28.36	240	150
7386.0000	48.80	---	-3.09	45.71	---	74.00	54.00	-28.29	110	150
9848.0000	30.25	---	13.02	43.27	---	74.00	54.00	-30.73	170	150
12310.0000	30.87	---	16.46	47.33	---	74.00	54.00	-26.67	250	150

Antenna 5

Mode: 802.11b CH1

Polarization: Horizontal

Frequency (MHz)	Reading (dBuV)	Detector	Factor (dB)	Result (dBuV/m)	Limit (dBuV/m)	Margin (dB)	Table Degree (Deg.)	Ant. High (cm)
275.1102	15.76	peak	15.30	31.06	46.00	-14.94	130	150
612.8256	6.83	peak	22.87	29.70	46.00	-16.30	140	150

Frequency (MHz)	Reading (dBuV)		Factor (dB) Corr.	Result @3m (dBuV/m)		Limit @3m (dBuV/m)		Margin (dB)	Table Degree (Deg.)	Ant. High (cm)
	Peak	Ave.		Peak	Ave.	Peak	Ave.			
4824.0000	46.57	---	-4.15	42.42	---	74.00	54.00	-31.58	130	150
7236.0000	47.04	---	-1.41	45.63	---	74.00	54.00	-28.37	250	150
9648.0000	25.06	---	19.39	44.45	---	74.00	54.00	-29.55	130	150
12060.0000	23.41	---	21.97	45.38	---	74.00	54.00	-28.62	250	150

Polarization: Vertical

Frequency (MHz)	Reading (dBuV)	Detector	Factor (dB)	Result (dBuV/m)	Limit (dBuV/m)	Margin (dB)	Table Degree (Deg.)	Ant. High (cm)
130.6413	16.77	peak	14.71	31.48	43.50	-12.02	210	150
608.6173	8.02	peak	22.83	30.85	46.00	-15.15	210	150

Frequency (MHz)	Reading (dBuV)		Factor (dB) Corr.	Result @3m (dBuV/m)		Limit @3m (dBuV/m)		Margin (dB)	Table Degree (Deg.)	Ant. High (cm)
	Peak	Ave.		Peak	Ave.	Peak	Ave.			
4824.0000	47.08	---	-4.15	42.93	---	74.00	54.00	-31.07	110	150
7236.0000	47.11	---	-1.41	45.70	---	74.00	54.00	-28.30	230	150
9648.0000	24.51	---	19.39	43.9	---	74.00	54.00	-30.10	130	150
12060.0000	22.63	---	21.97	44.60	---	74.00	54.00	-29.40	250	150



Worldwide Testing Services(Taiwan) Co., Ltd.

Registration number: W6M21012-11105-C-1

FCC ID: T9J-RN171

Mode: 802.11b CH6

Polarization: Horizontal

Frequency (MHz)	Reading (dBuV)	Detector	Factor (dB)	Result (dBuV/m)	Limit (dBuV/m)	Margin (dB)	Table Degree (Deg.)	Ant. High (cm)
165.8117	14.12	peak	15.75	29.87	43.50	-13.63	110	150
612.8256	7.28	peak	22.87	30.15	46.00	-15.85	300	150

Frequency (MHz)	Reading (dBuV)		Factor (dB) Corr.	Result @3m (dBuV/m)		Limit @3m (dBuV/m)		Margin (dB)	Table Degree (Deg.)	Ant. High (cm)
	Peak	Ave.		Peak	Ave.	Peak	Ave.			
4874.0000	45.19	---	-4.00	41.19	---	74.00	54.00	-32.81	210	150
7311.0000	47.03	---	-1.88	45.15	---	74.00	54.00	-28.85	260	150
9748.0000	24.19	---	19.37	43.56	---	74.00	54.00	-30.44	230	150
12185.0000	22.94	---	22.28	45.22	---	74.00	54.00	-28.78	250	150

Polarization: Vertical

Frequency (MHz)	Reading (dBuV)	Detector	Factor (dB)	Result (dBuV/m)	Limit (dBuV/m)	Margin (dB)	Table Degree (Deg.)	Ant. High (cm)
132.2646	16.38	peak	14.84	31.22	43.50	-12.28	280	150
610.0200	7.79	peak	22.84	30.63	46.00	-15.37	210	150

Frequency (MHz)	Reading (dBuV)		Factor (dB) Corr.	Result @3m (dBuV/m)		Limit @3m (dBuV/m)		Margin (dB)	Table Degree (Deg.)	Ant. High (cm)
	Peak	Ave.		Peak	Ave.	Peak	Ave.			
4874.0000	47.49	---	-4.00	43.49	---	74.00	54.00	-30.51	250	150
7311.0000	46.01	---	-1.88	44.13	---	74.00	54.00	-29.87	130	150
9748.0000	24.29	---	19.37	43.66	---	74.00	54.00	-30.34	220	150
12185.0000	23.12	---	22.28	45.40	---	74.00	54.00	-28.60	160	150

Mode: 802.11b CH11

Polarization: Horizontal

Frequency (MHz)	Reading (dBuV)	Detector	Factor (dB)	Result (dBuV/m)	Limit (dBuV/m)	Margin (dB)	Table Degree (Deg.)	Ant. High (cm)
166.3528	12.11	peak	15.73	27.84	43.50	-15.66	140	150
608.6173	6.99	peak	22.83	29.82	46.00	-16.18	140	150

Frequency (MHz)	Reading (dBuV)		Factor (dB) Corr.	Result @3m (dBuV/m)		Limit @3m (dBuV/m)		Margin (dB)	Table Degree (Deg.)	Ant. High (cm)
	Peak	Ave.		Peak	Ave.	Peak	Ave.			
4924.0000	46.15	---	-3.91	42.24	---	74.00	54.00	-31.76	150	150
7386.0000	47.09	---	-2.09	45.00	---	74.00	54.00	-29.00	260	150
9848.0000	24.30	---	19.63	43.93	---	74.00	54.00	-30.07	230	150
12310.0000	23.00	---	22.25	45.25	---	74.00	54.00	-28.75	250	150



Worldwide Testing Services(Taiwan) Co., Ltd.

Registration number: W6M21012-11105-C-1

FCC ID: T9J-RN171

Polarization: Vertical

Frequency (MHz)	Reading (dBuV)	Detector	Factor (dB)	Result (dBuV/m)	Limit (dBuV/m)	Margin (dB)	Table Degree (Deg.)	Ant. High (cm)
130.6413	16.19	peak	14.71	30.90	43.50	-12.60	230	150
612.8256	6.80	peak	22.87	29.67	46.00	-16.33	310	150

Frequency (MHz)	Reading (dBuV)		Factor (dB) Corr.	Result @3m (dBuV/m)		Limit @3m (dBuV/m)		Margin (dB)	Table Degree (Deg.)	Ant. High (cm)
	Peak	Ave.		Peak	Ave.	Peak	Ave.			
4924.0000	45.25	---	-3.91	41.34	---	74.00	54.00	-32.66	100	150
7386.0000	45.62	---	-2.09	43.53	---	74.00	54.00	-30.47	260	150
9848.0000	24.87	---	19.63	44.50	---	74.00	54.00	-29.50	250	150
12310.0000	23.75	---	22.25	46.00	---	74.00	54.00	-28.00	230	150

Mode: 802.11g CH1

Polarization: Horizontal

Frequency (MHz)	Reading (dBuV)	Detector	Factor (dB)	Result (dBuV/m)	Limit (dBuV/m)	Margin (dB)	Table Degree (Deg.)	Ant. High (cm)
271.8636	15.71	peak	15.18	30.89	46.00	-15.11	130	150
612.8256	7.91	peak	22.87	30.78	46.00	-15.22	220	150

Frequency (MHz)	Reading (dBuV)		Factor (dB) Corr.	Result @3m (dBuV/m)		Limit @3m (dBuV/m)		Margin (dB)	Table Degree (Deg.)	Ant. High (cm)
	Peak	Ave.		Peak	Ave.	Peak	Ave.			
4824.0000	46.70	---	-4.15	42.55	---	74.00	54.00	-31.45	110	150
7236.0000	46.42	---	-1.41	45.01	---	74.00	54.00	-28.99	210	150
9648.0000	23.92	---	19.39	43.31	---	74.00	54.00	-30.69	130	150
12060.0000	22.75	---	21.97	44.72	---	74.00	54.00	-29.28	240	150

Polarization: Vertical

Frequency (MHz)	Reading (dBuV)	Detector	Factor (dB)	Result (dBuV/m)	Limit (dBuV/m)	Margin (dB)	Table Degree (Deg.)	Ant. High (cm)
132.8057	16.47	peak	14.88	31.35	43.50	-12.15	200	150
612.8256	6.74	peak	22.87	29.61	46.00	-16.39	180	150

Frequency (MHz)	Reading (dBuV)		Factor (dB) Corr.	Result @3m (dBuV/m)		Limit @3m (dBuV/m)		Margin (dB)	Table Degree (Deg.)	Ant. High (cm)
	Peak	Ave.		Peak	Ave.	Peak	Ave.			
4824.0000	47.15	---	-4.15	43.00	---	74.00	54.00	-31.00	190	150
7236.0000	46.48	---	-1.41	45.07	---	74.00	54.00	-28.93	210	150
9648.0000	24.22	---	19.39	43.61	---	74.00	54.00	-30.39	250	150
12060.0000	23.46	---	21.97	45.43	---	74.00	54.00	-28.57	160	150



Worldwide Testing Services(Taiwan) Co., Ltd.

Registration number: W6M21012-11105-C-1
FCC ID: T9J-RN171

Mode: 802.11g CH6
Polarization: Horizontal

Frequency (MHz)	Reading (dBuV)	Detector	Factor (dB)	Result (dBuV/m)	Limit (dBuV/m)	Margin (dB)	Table Degree (Deg.)	Ant. High (cm)
166.8937	15.48	peak	15.70	31.18	43.50	-12.32	310	150
611.4230	6.36	peak	22.86	29.22	46.00	-16.78	210	150

Frequency (MHz)	Reading (dBuV)		Factor (dB) Corr.	Result @3m (dBuV/m)		Limit @3m (dBuV/m)		Margin (dB)	Table Degree (Deg.)	Ant. High (cm)
	Peak	Ave.		Peak	Ave.	Peak	Ave.			
4874.0000	46.24	---	-4.00	42.24	---	74.00	54.00	-31.76	240	150
7311.0000	46.05	---	-1.88	44.17	---	74.00	54.00	-29.83	280	150
9748.0000	24.8	---	19.37	44.17	---	74.00	54.00	-29.83	130	150
12185.0000	23.27	---	22.28	45.55	---	74.00	54.00	-28.45	250	150

Polarization: Vertical

Frequency (MHz)	Reading (dBuV)	Detector	Factor (dB)	Result (dBuV/m)	Limit (dBuV/m)	Margin (dB)	Table Degree (Deg.)	Ant. High (cm)
134.4290	16.99	peak	15.01	32.00	43.50	-11.50	140	150
608.6173	7.19	peak	22.83	30.02	46.00	-15.98	160	150

Frequency (MHz)	Reading (dBuV)		Factor (dB) Corr.	Result @3m (dBuV/m)		Limit @3m (dBuV/m)		Margin (dB)	Table Degree (Deg.)	Ant. High (cm)
	Peak	Ave.		Peak	Ave.	Peak	Ave.			
4874.0000	46.53	---	-4.00	42.53	---	74.00	54.00	-31.47	300	150
7311.0000	45.77	---	-1.88	43.89	---	74.00	54.00	-30.11	290	150
9748.0000	25.16	---	19.37	44.53	---	74.00	54.00	-29.47	130	150
12185.0000	23.33	---	22.28	45.61	---	74.00	54.00	-28.39	250	150

Mode: 802.11g CH11

Polarization: Horizontal

Frequency (MHz)	Reading (dBuV)	Detector	Factor (dB)	Result (dBuV/m)	Limit (dBuV/m)	Margin (dB)	Table Degree (Deg.)	Ant. High (cm)
263.7475	15.58	peak	14.87	30.45	46.00	-15.55	230	150
611.4230	7.46	peak	22.86	30.32	46.00	-15.68	100	150

Frequency (MHz)	Reading (dBuV)		Factor (dB) Corr.	Result @3m (dBuV/m)		Limit @3m (dBuV/m)		Margin (dB)	Table Degree (Deg.)	Ant. High (cm)
	Peak	Ave.		Peak	Ave.	Peak	Ave.			
4924.0000	45.79	---	-3.91	41.88	---	74.00	54.00	-32.12	260	150
7386.0000	45.64	---	-2.09	43.55	---	74.00	54.00	-30.45	210	150
9848.0000	24.68	---	19.63	44.31	---	74.00	54.00	-29.69	160	150
12310.0000	23.08	---	22.25	45.33	---	74.00	54.00	-28.67	240	150



Worldwide Testing Services(Taiwan) Co., Ltd.

Registration number: W6M21012-11105-C-1
 FCC ID: T9J-RN171

Polarization: Vertical

Frequency (MHz)	Reading (dBuV)	Detector	Factor (dB)	Result (dBuV/m)	Limit (dBuV/m)	Margin (dB)	Table Degree (Deg.)	Ant. High (cm)
132.2646	17.50	peak	14.84	32.34	43.50	-11.16	270	150
992.9860	8.71	peak	27.86	36.57	54.00	-17.43	300	150

Frequency (MHz)	Reading (dBuV)		Factor (dB) Corr.	Result @3m (dBuV/m)		Limit @3m (dBuV/m)		Margin (dB)	Table Degree (Deg.)	Ant. High (cm)
	Peak	Ave.		Peak	Ave.	Peak	Ave.			
4924.0000	46.62	---	-3.91	42.71	---	74.00	54.00	-31.29	170	150
7386.0000	47.22	---	-2.09	45.13	---	74.00	54.00	-28.87	250	150
9848.0000	25.38	---	19.63	45.01	---	74.00	54.00	-28.99	140	150
12310.0000	24.96	---	22.25	47.21	---	74.00	54.00	-26.79	250	150

- Note**
1. Correction Factor = Antenna factor + Cable loss - Preamplifier
 2. The formula of measured value as: Test Result = Reading + Correction Factor
 3. Detector function in the form : PK = Peak, QP = Quasi Peak, AV = Average
 4. All not in the table noted test results are more than 20 dB below the relevant limits.
 5. See the attached diagram as appendix.

TEST RESULT (Transmitter): The unit DOES meet the FCC requirements.

Test equipment used: ETSTW-RE 003, ETSTW-RE 004, ETSTW-RE 018, ETSTW-RE 028, ETSTW-RE 029, ETSTW-RE 030, ETSTW-RE 044



Registration number: W6M21012-11105-C-1
 FCC ID: T9J-RN171

3.6 Radiated Emission on the band edge

According to FCC rules part 15 subpart C §15.247(c) in any 100 kHz bandwidth outside the frequency band in which the intentional radiator is operating, the radio frequency power that is produced by the intentional radiator shall be at least 20dB below that in the 100 kHz bandwidth within the band that contains the highest level of the desired power, based on either an RF conducted or a radiated measurement. Attenuation below the general limits specified in § 15.209(a) is not required.

In addition radiated emission which fall in the restricted bands, as defined in section 15.205(a), must also with the radiated emission limits.

Mode A 802.11b

Test conditions		Attenuation at or outside band-edges	
		Lower Band-edge	Upper Band-edge
$T_{nom} = 23^{\circ}C$	$V_{nom} = 7 V$	34.60 dB	54.03 dB

Mode B 802.11g

Test conditions		Attenuation at or outside band-edges	
		Lower Band-edge	Upper Band-edge
$T_{nom} = 23^{\circ}C$	$V_{nom} = 7 V$	30.83 dB	37.50 dB

Limit:

Frequency Range / MHz	Limit
902 –928	- 20 dB
2400 – 2483.5	
5725 - 5850	

Test equipment used: ETSTW-RE 055

Explanation: Please see attached diagram as appendix.



Registration number: W6M21012-11105-C-1
FCC ID: T9J-RN171

3.7 Minimum 6 dB Bandwidth

The analyzer ResBW was set to 100 kHz. For each RF output channel investigated, the spectrum analyzer center frequency was set to the channel carrier. A PEAK reading was taken, two markers were set 6 dB below the maximum level on the right and the left side of the emission. The 6 dB bandwidth is the frequency difference between the two markers.

Mode A 802.11b

Test conditions		6 dB Bandwidth		
		Channel 1	Channel 6	Channel 11
T _{nom} = 23°C	V _{nom} = 7 V	10.544871795 MHz	10.192307692 MHz	10.256410256 MHz

Mode B 802.11g

Test conditions		6 dB Bandwidth		
		Channel 1	Channel 6	Channel 11
T _{nom} = 23°C	V _{nom} = 7 V	16.506410256 MHz	16.506410256 MHz	16.506410256 MHz

Limits:

Frequency Range MHz	Limits
902-928	min 500 kHz
2400-2483.5	min 500 kHz
5725-5850	min 500 kHz

Test equipment used: ETSTW-RE 055

Explanation: see attached diagrams in Appendix.



Registration number: W6M21012-11105-C-1
 FCC ID: T9J-RN171

3.8 Peak Power Spectral Density

Peak Power Spectral density is a measured at low, middle and high channel.

The peak output power is measured with a measurement bandwidth of 10 MHz and displayed on diagram together with Peak Power Spectral Density result which was measured with a bandwidth of 3 kHz, appreciate frequency span and sweep time.

Mode A 802.11b

Test conditions		Peak Power Spectral Density (3 kHz)		
		Channel 1 [dBm]	Channel 6 [dBm]	Channel 11 [dBm]
$T_{nom} = 23^{\circ}C$	$V_{nom} = 7 V$	-13.77	-14.24	-14.75

Mode B 802.11g

Test conditions		Peak Power Spectral Density (3 kHz)		
		Channel 1 [dBm]	Channel 6 [dBm]	Channel 11 [dBm]
$T_{nom} = 23^{\circ}C$	$V_{nom} = 7 V$	-17.47	-17.23	-17.07

Limits:

Frequency Range MHz	dBm
902-928	8
2400-2483.5	8
5725-5850	8

Test equipment used: ETSTW-RE 055

Explanation: See attached diagrams in Appendix.



Registration number: W6M21012-11105-C-1

FCC ID: T9J-RN171

3.9 Radiated Emission from Receiver Part

FCC Rule: 15.109

Except for Class A digital devices, the field strength of radiated emissions from unintentional radiators at a distance of 3 meters shall not exceed the following values:

Frequency of Emission (MHz)	Field Strength (microvolts/meter)	Field Strength (dBmicrovolts/meter)
30 – 88	100	40.0
88 – 216	150	43.5
216 – 960	200	46.0
Above 960	500	54.0

Test equipment used: ETSTW-RE 003, ETSTW-RE 004, ETSTW-RE 018, ETSTW-RE 028,
ETSTW-RE 029, ETSTW-RE 030, ETSTW-RE 044

Note: The test results are listed in the separated test report no. W6M21012-11105-P-15B.



Registration number: W6M21012-11105-C-1

FCC ID: T9J-RN171

3.10 Power Line Conducted Emission

For an intentional radiator which is designed to be connected to the public utility (AC) power line, the radio frequency voltage that is conducted back onto the AC line on any frequency or frequencies within the band 150 kHz to 30 MHz shall not exceed the limits in the table bellows with this provision shall be based on the measurement of the radio frequency voltage between each power line and ground at the power terminals.

This measurement was transact first with instrumentation using an average and peak detector and a 10 kHz bandwidth. If the peak detector achieves a calculated level, the measurement is repeated by an instrumentation using a quasi-peak detector.

Frequency	Level (dBμV)	
	quasi-peak	average
150 kHz	lower limit line	Lower limit line

Model: RN-171 Date: --
 Mode: Temperature: -- °C Engineer:
 Polarization: N Humidity: -- %

Frequency (MHz)	Reading (dBuV)		Factor (dB) Corr.	Result (dBuV)		Limit (dBuV)		Margin (dB)
	QP	Ave.		QP	Ave.	QP	Ave.	
--	--	--	--	--	--	--	--	--
--	--	--	--	--	--	--	--	--

Polarization: L1

Frequency (MHz)	Reading (dBuV)		Factor (dB) Corr.	Result (dBuV)		Limit (dBuV)		Margin (dB)
	QP	Ave.		QP	Ave.	QP	Ave.	
--	--	--	--	--	--	--	--	--
--	--	--	--	--	--	--	--	--

- Note: 1. The formula of measured value as: Test Result = Reading + Correction Factor**
2. The Correction Factor = Cable Loss + LISN Insertion Loss + Pulse Limit Loss
3. Detector function in the form : PK = Peak, QP = Quasi Peak, AV = Average
4. All not in the table noted test results are more than 20 dB below the relevant limits.
5. This test is not required

Limits:

Frequency of Emission (MHz)	Conducted Limit (dBuV)	
	Quasi Peak	Average
0.15-0.5	66 to 56	56 to 46
0.5-5	56	46
5-30	60	50

Test equipment used: ETSTW-CE 001, ETSTW-CE 004, ETSTW-CE 006



Registration number: W6M21012-11105-C-1
FCC ID: T9J-RN171

Appendix

Measurement diagrams

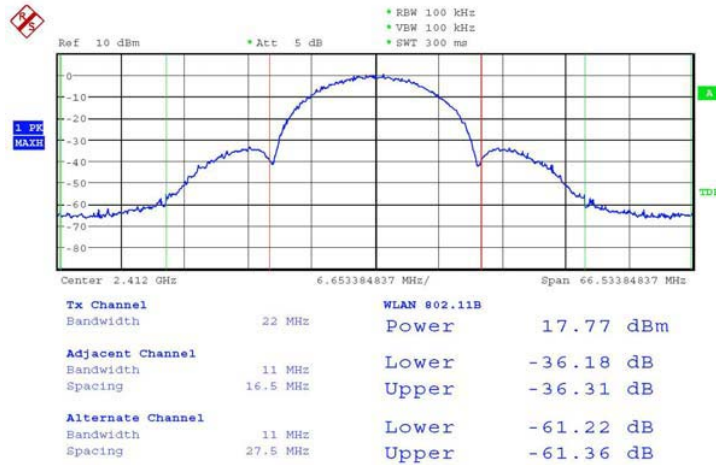
1. Peak Output Power
2. Spurious Emissions radiated
3. Band Edge Measurement
4. Minimum 6dB Bandwidth
5. Peak Power Spectral Density



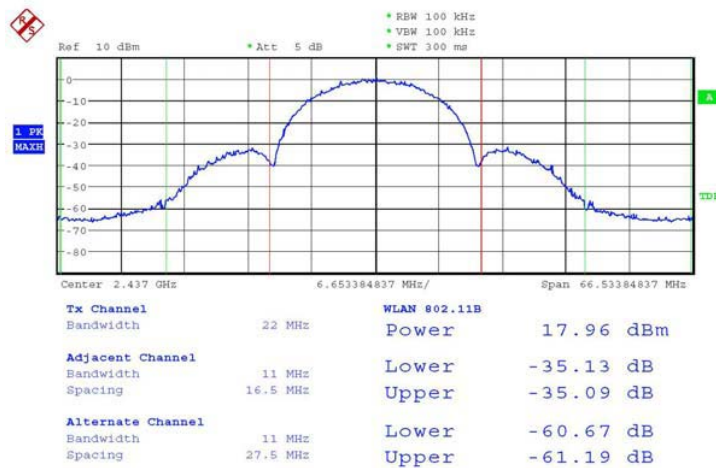
Registration number: W6M21012-11105-C-1

FCC ID: T9J-RN171

Peak Output Power



MAX OUTPUT POWER 802.11b CH1
Date: 20.DEC.2010 15:24:42

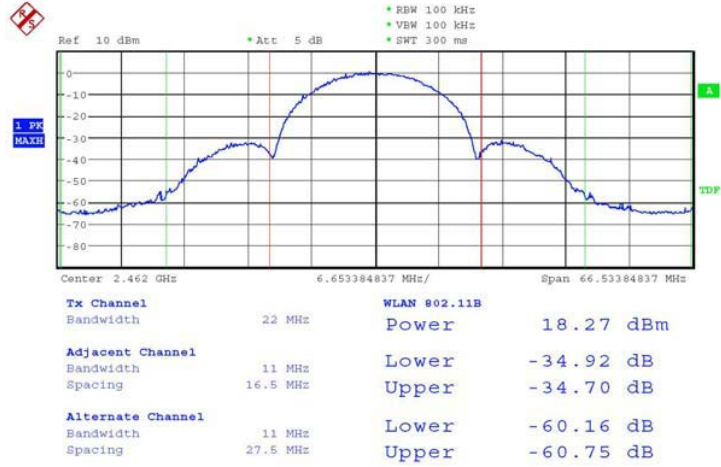


MAX OUTPUT POWER 802.11b CH6
Date: 20.DEC.2010 15:23:43

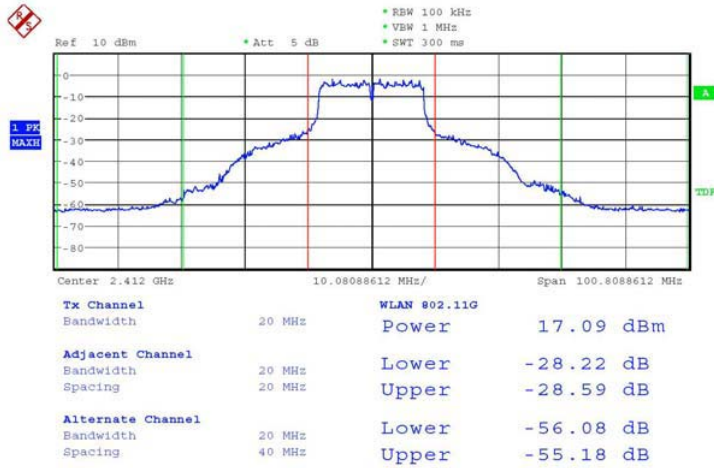


Worldwide Testing Services(Taiwan) Co., Ltd.

Registration number: W6M21012-11105-C-1
 FCC ID: T9J-RN171



MAX OUTPUT POWER 802.11b CH11
 Date: 20.DEC.2010 15:22:34

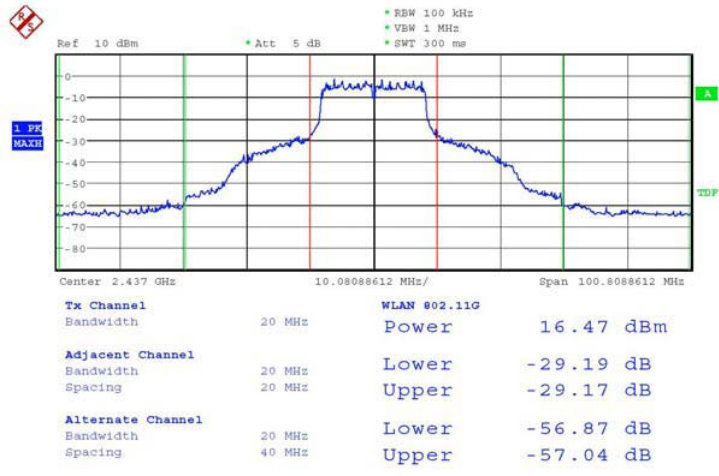


MAX OUTPUT POWER 802.11g CH1
 Date: 20.DEC.2010 15:11:58

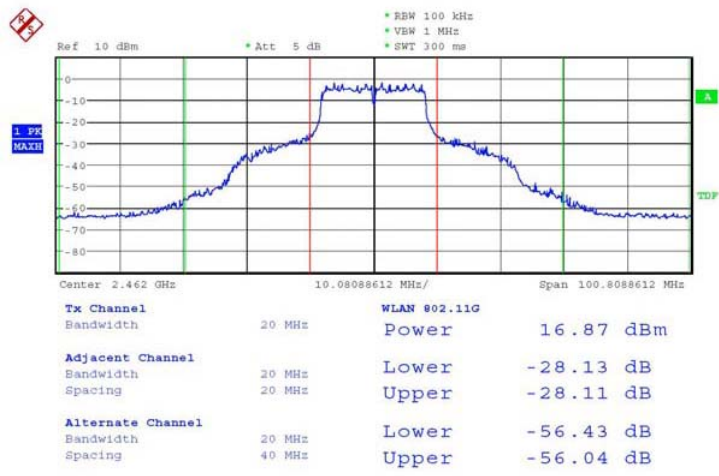


Worldwide Testing Services(Taiwan) Co., Ltd.

Registration number: W6M21012-11105-C-1
 FCC ID: T9J-RN171



MAX OUTPUT POWER 802.11g CH6
 Date: 20.DEC.2010 15:18:38



MAX OUTPUT POWER 802.11g CH11
 Date: 20.DEC.2010 15:20:22



Worldwide Testing Services(Taiwan) Co., Ltd.

Registration number: W6M21012-11105-C-1
FCC ID: T9J-RN171

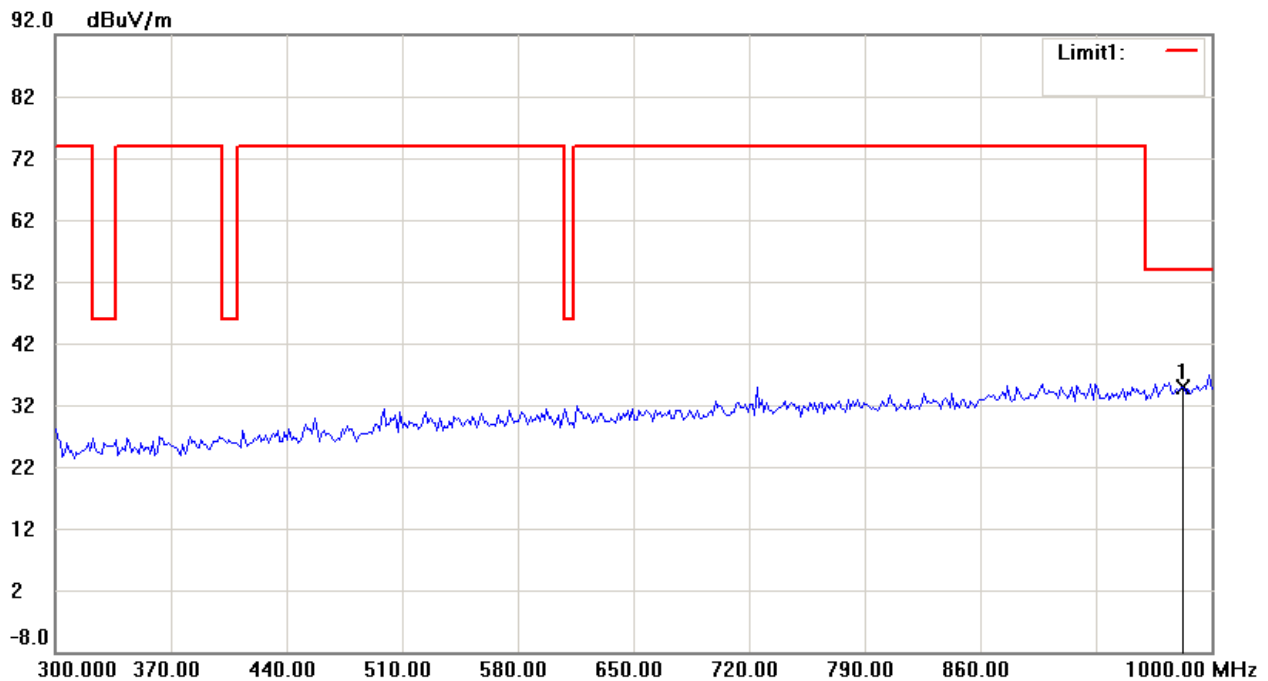
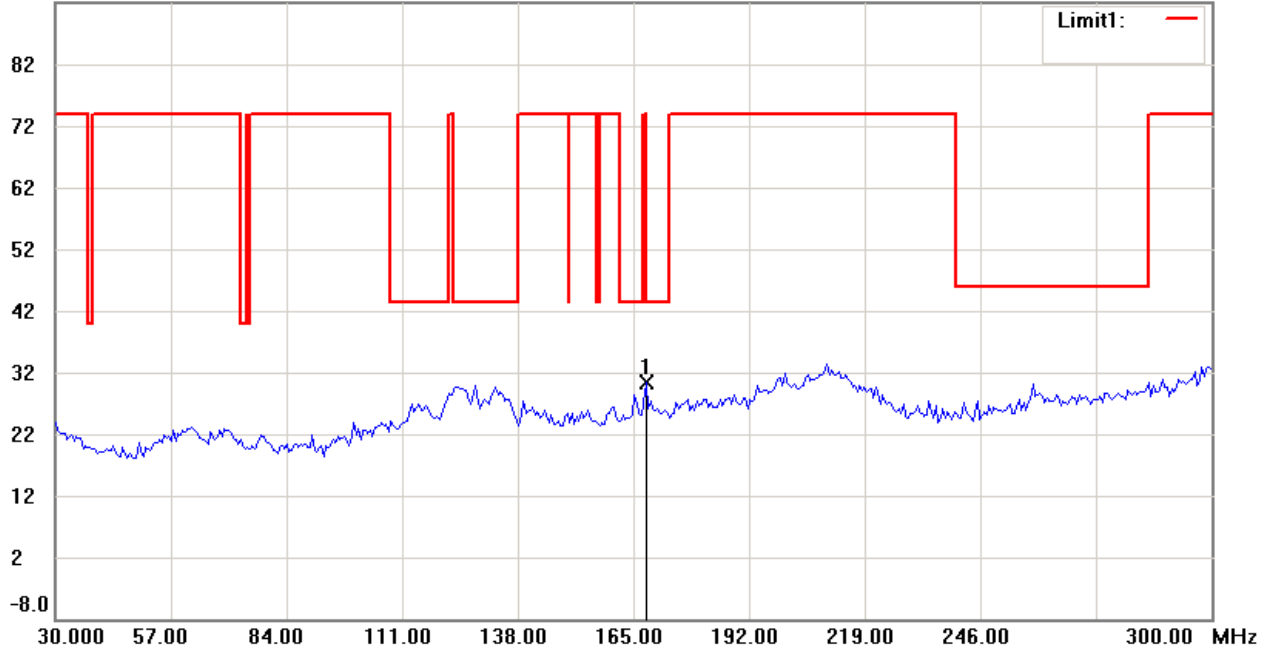
Spurious Emissions radiated-Antenna 1

802.11b

Channel 1

Antenna Polarization H

92.0 dBuV/m



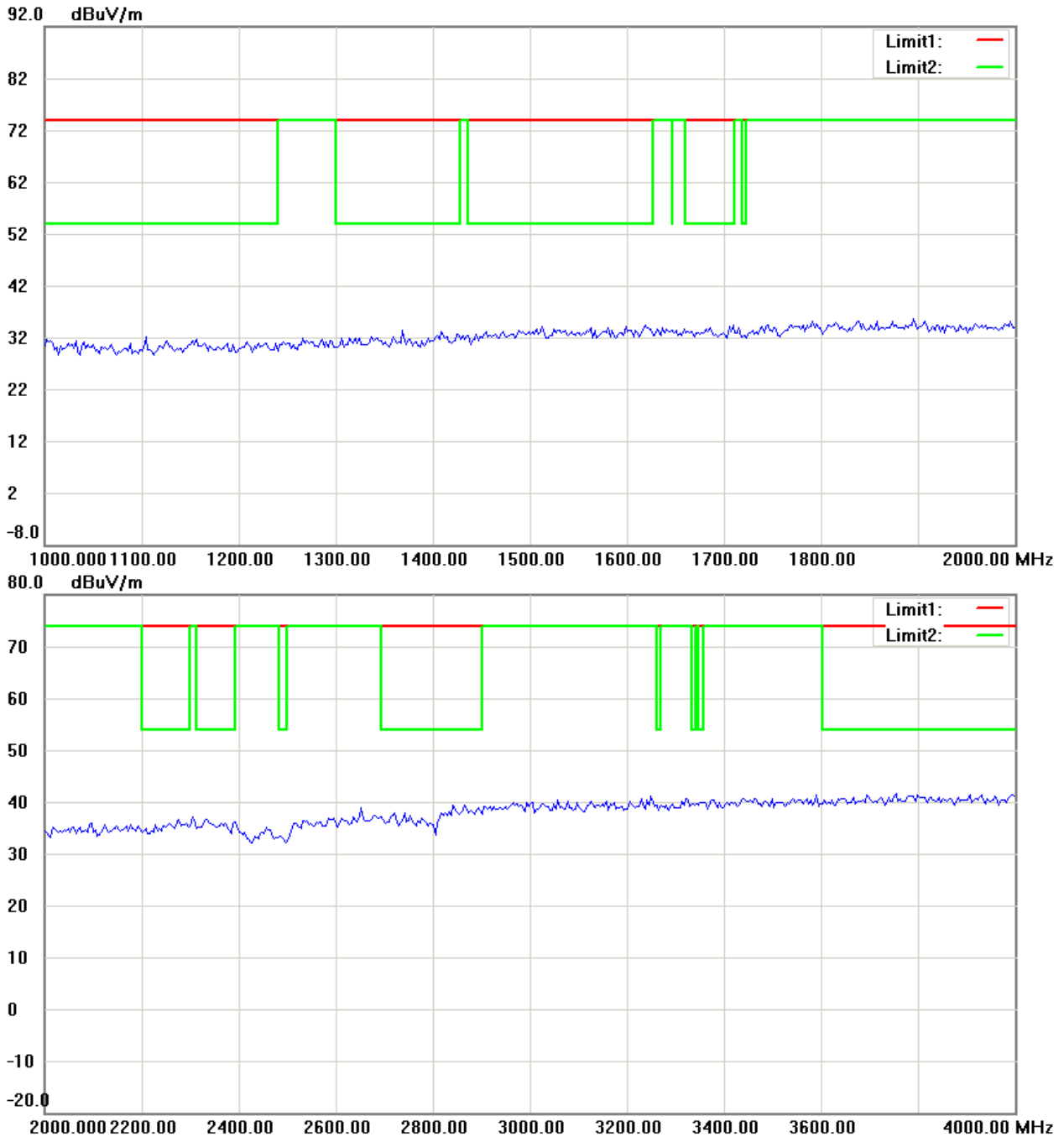
Note: Up Line: Peak Limit Line, Down Line: Ave Limit Line

- 1 The attached measurement plots are preliminarily pre-scanned with peak detector for determining the final checking frequencies and are for reference only.
- 2 The some frequencies may exceed the limit line without the specified detectors, but that cannot present the results are failed to the specification of test standard.
- 3 For corrected test results are listed in the relevant table of radiated test data of this test report.



Worldwide Testing Services(Taiwan) Co., Ltd.

Registration number: W6M21012-11105-C-1
FCC ID: T9J-RN171



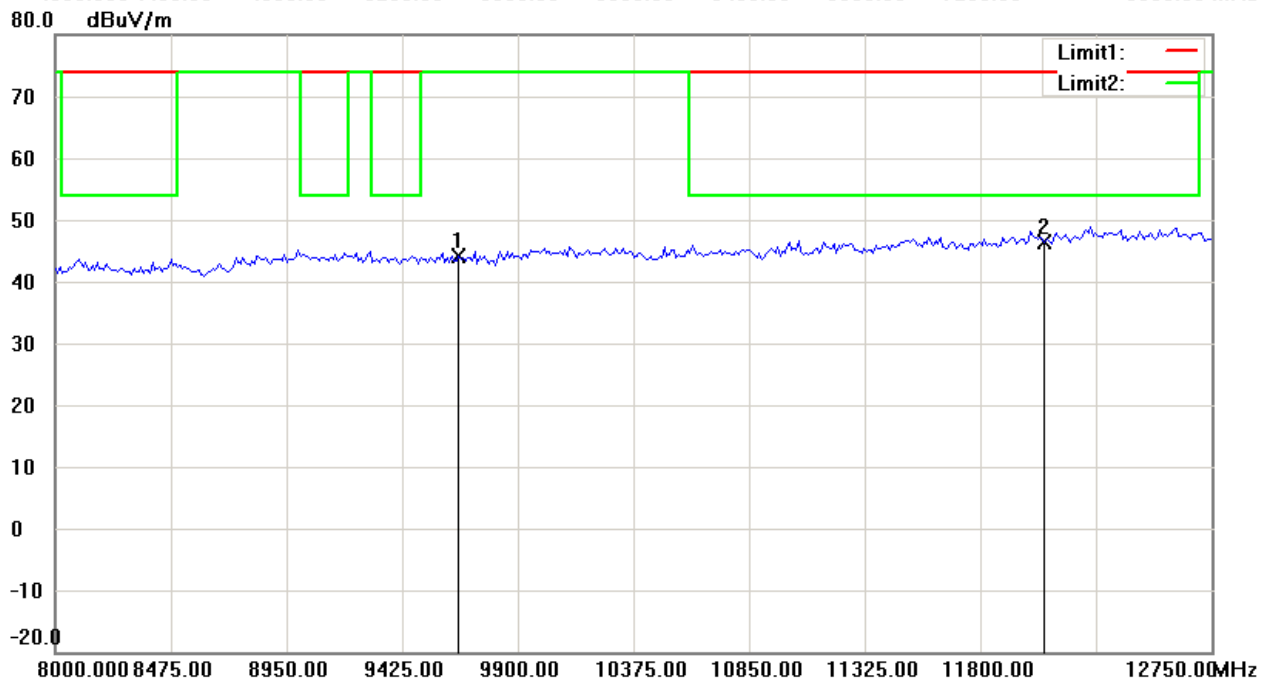
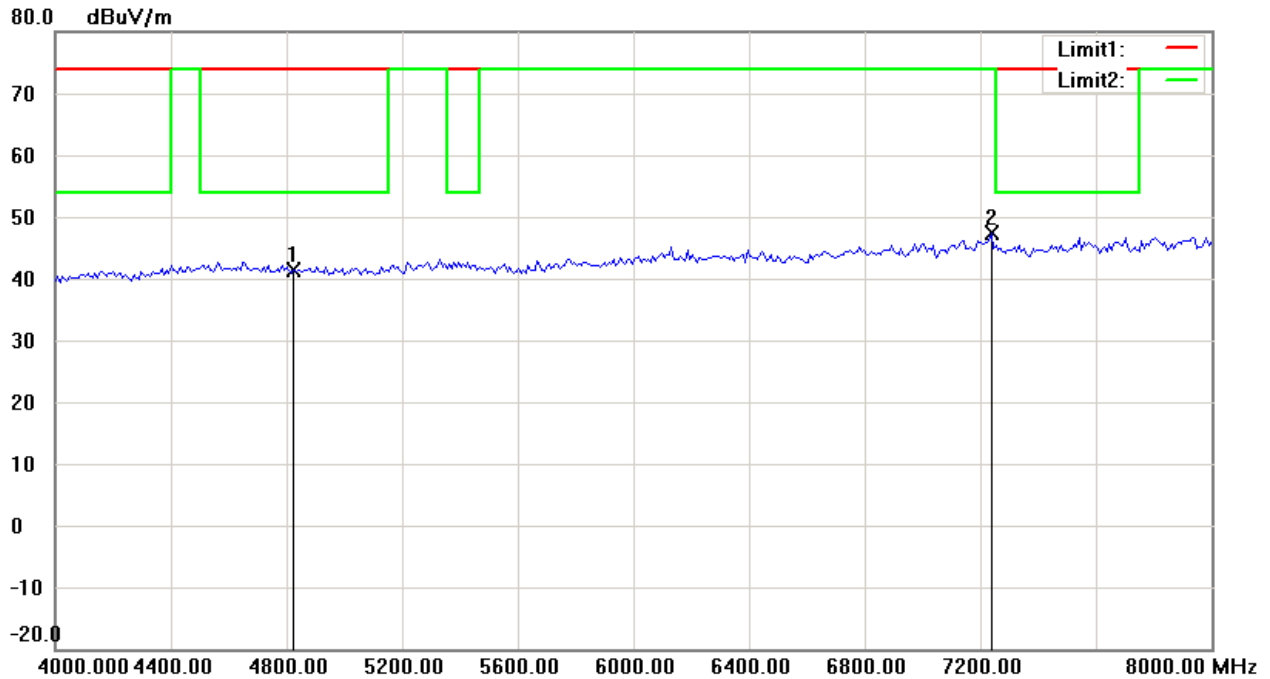
Note: Up Line: Peak Limit Line, Down Line: Ave Limit Line

- 1 The attached measurement plots are preliminarily pre-scanned with peak detector for determining the final checking frequencies and are for reference only.
- 2 The some frequencies may exceed the limit line without the specified detectors, but that cannot present the results are failed to the specification of test standard.
- 3 For corrected test results are listed in the relevant table of radiated test data of this test report.



Worldwide Testing Services(Taiwan) Co., Ltd.

Registration number: W6M21012-11105-C-1
FCC ID: T9J-RN171



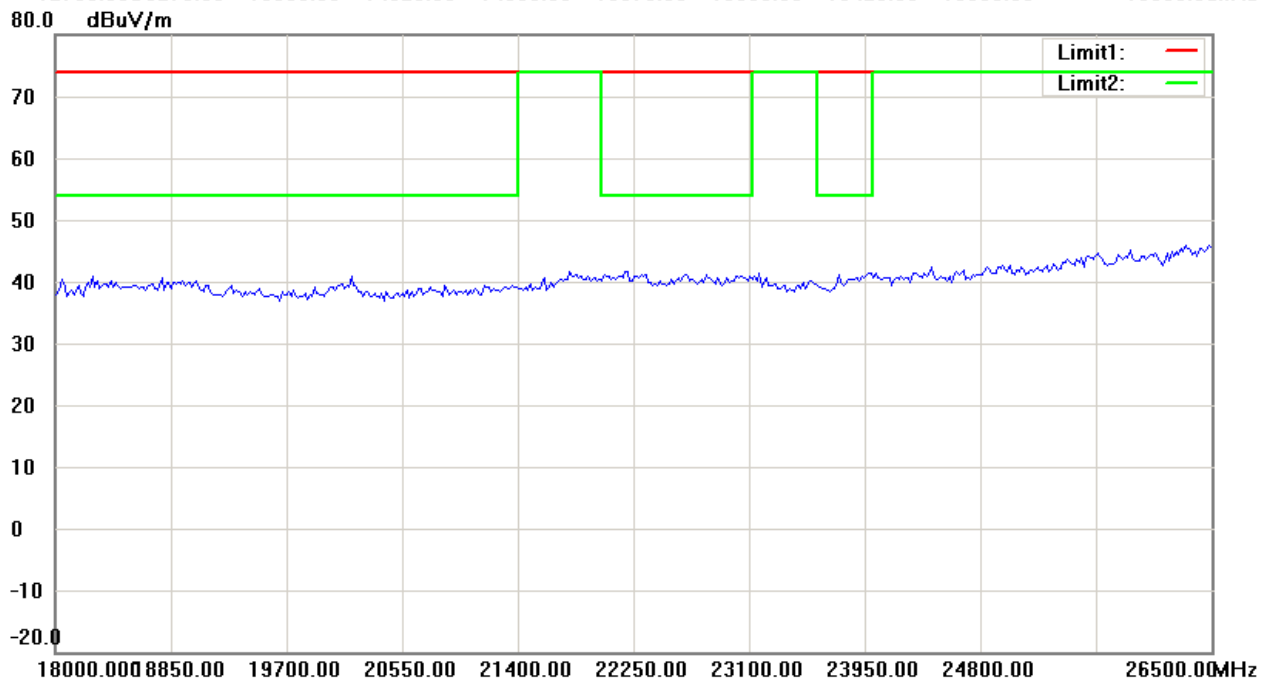
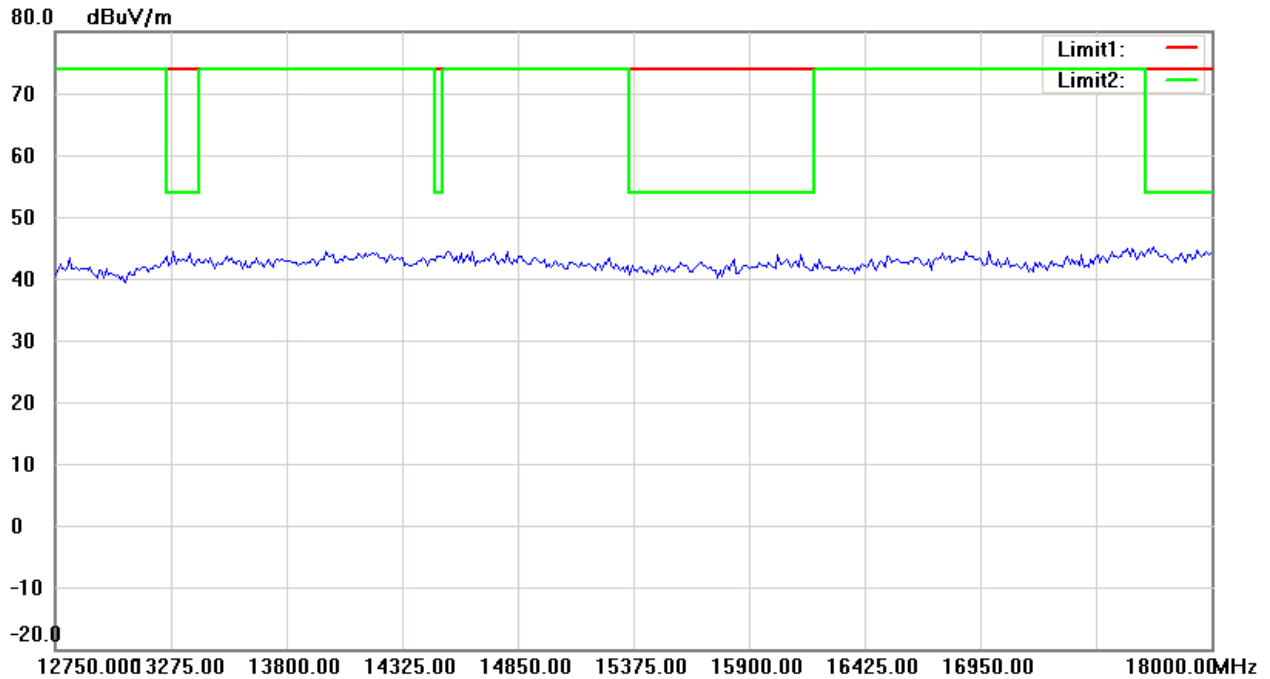
Note: Up Line: Peak Limit Line, Down Line: Ave Limit Line

- 1 The attached measurement plots are preliminarily pre-scanned with peak detector for determining the final checking frequencies and are for reference only.
- 2 The some frequencies may exceed the limit line without the specified detectors, but that cannot present the results are failed to the specification of test standard.
- 3 For corrected test results are listed in the relevant table of radiated test data of this test report.



Worldwide Testing Services(Taiwan) Co., Ltd.

Registration number: W6M21012-11105-C-1
FCC ID: T9J-RN171



Note: Up Line: Peak Limit Line, Down Line: Ave Limit Line

- 1 The attached measurement plots are preliminarily pre-scanned with peak detector for determining the final checking frequencies and are for reference only.
- 2 The some frequencies may exceed the limit line without the specified detectors, but that cannot present the results are failed to the specification of test standard.
- 3 For corrected test results are listed in the relevant table of radiated test data of this test report.



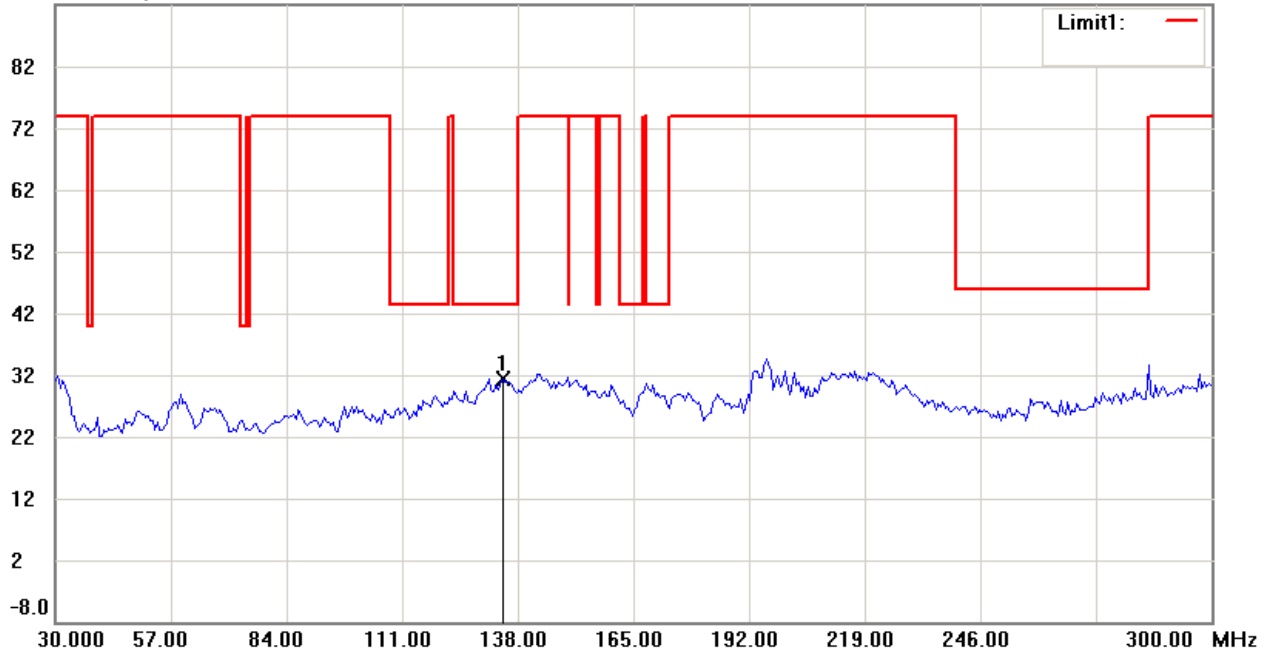
Worldwide Testing Services(Taiwan) Co., Ltd.

Registration number: W6M21012-11105-C-1

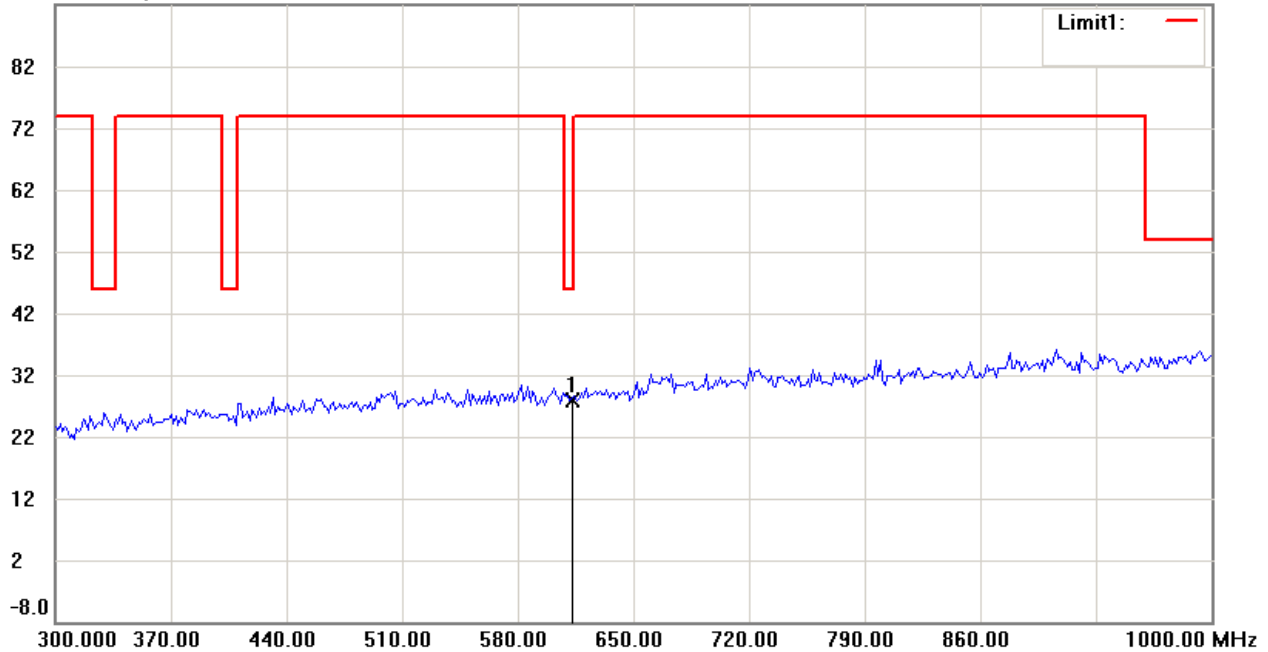
FCC ID: T9J-RN171

Antenna Polarization V

92.0 dBuV/m



92.0 dBuV/m



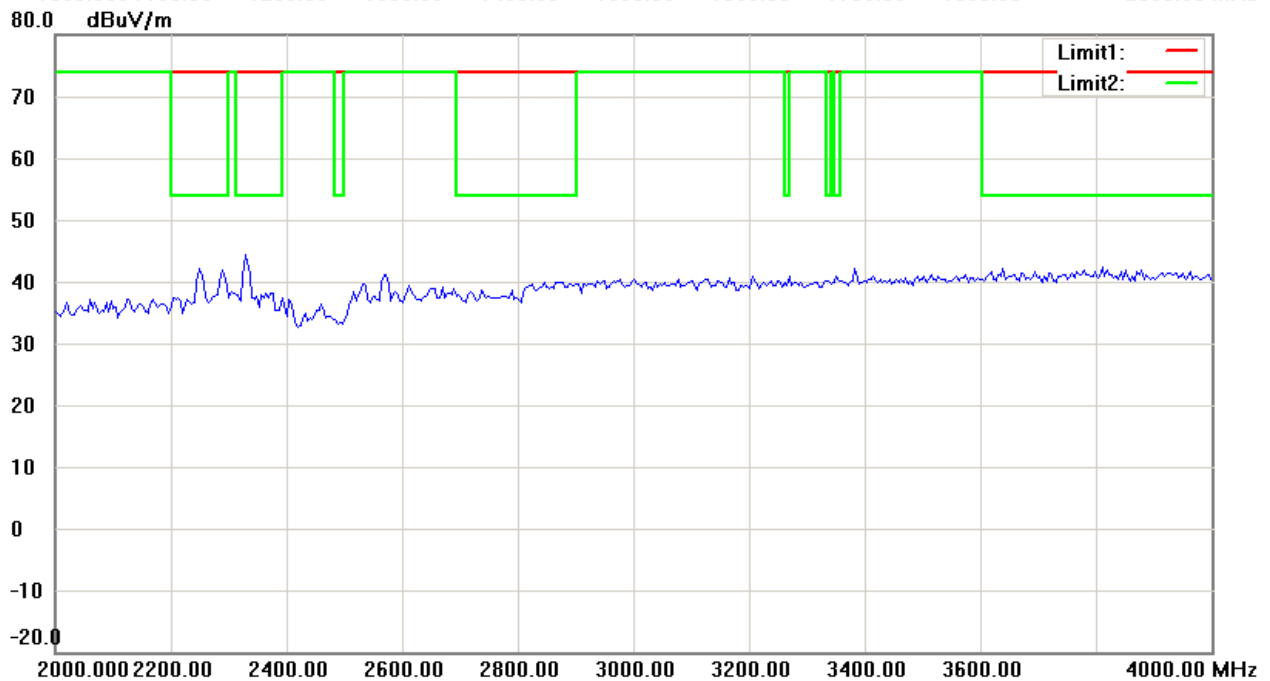
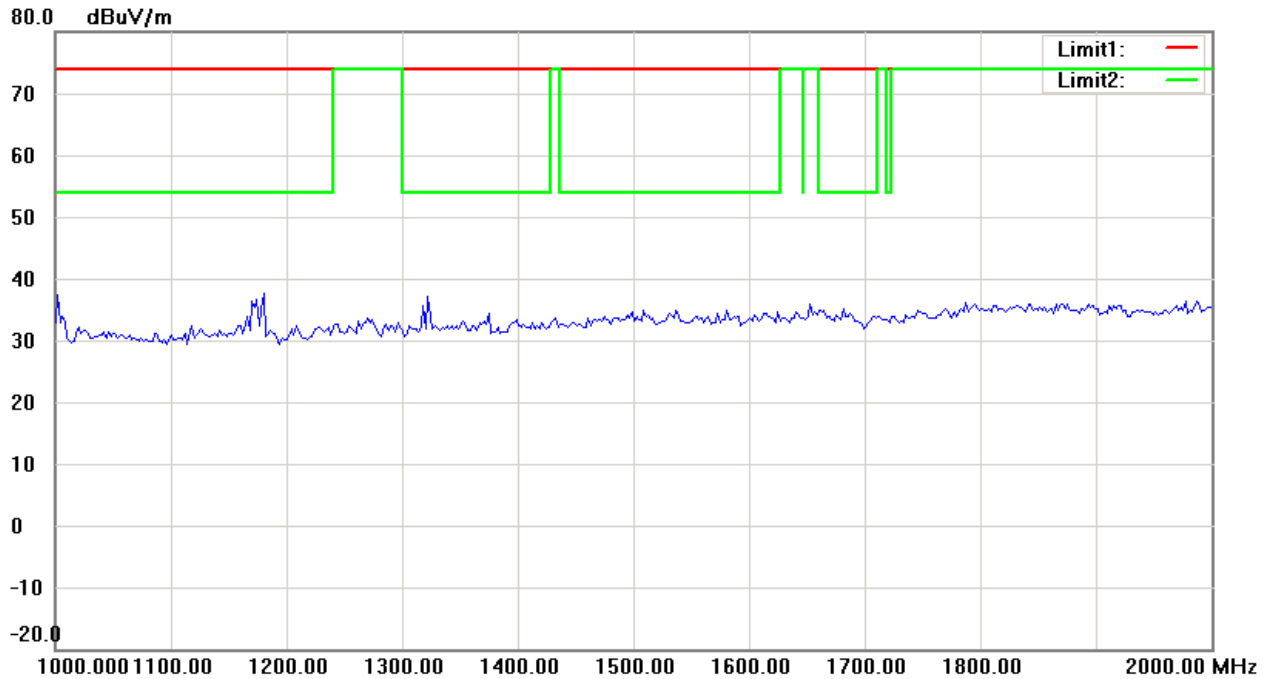
Note: Up Line: Peak Limit Line, Down Line: Ave Limit Line

- 1 The attached measurement plots are preliminarily pre-scanned with peak detector for determining the final checking frequencies and are for reference only.
- 2 The some frequencies may exceed the limit line without the specified detectors, but that cannot present the results are failed to the specification of test standard.
- 3 For corrected test results are listed in the relevant table of radiated test data of this test report.



Worldwide Testing Services(Taiwan) Co., Ltd.

Registration number: W6M21012-11105-C-1
FCC ID: T9J-RN171



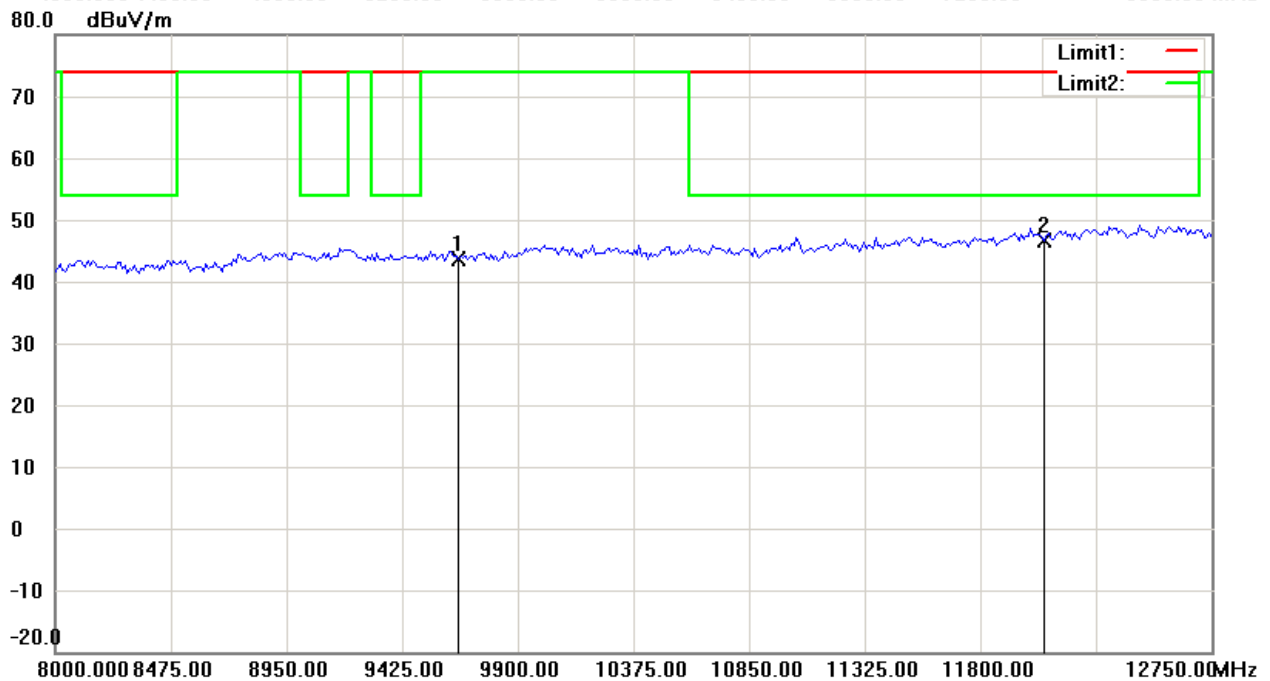
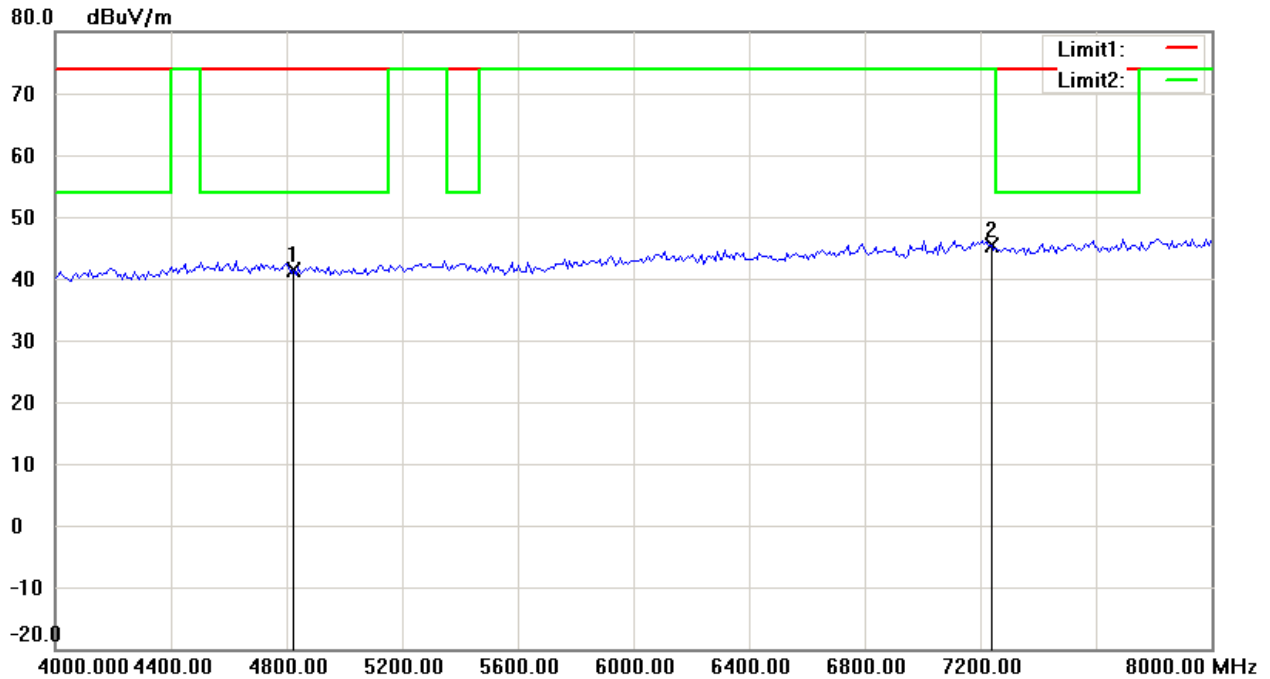
Note: Up Line: Peak Limit Line, Down Line: Ave Limit Line

- 1 The attached measurement plots are preliminarily pre-scanned with peak detector for determining the final checking frequencies and are for reference only.
- 2 The some frequencies may exceed the limit line without the specified detectors, but that cannot present the results are failed to the specification of test standard.
- 3 For corrected test results are listed in the relevant table of radiated test data of this test report.



Worldwide Testing Services(Taiwan) Co., Ltd.

Registration number: W6M21012-11105-C-1
FCC ID: T9J-RN171



Note: Up Line: Peak Limit Line, Down Line: Ave Limit Line

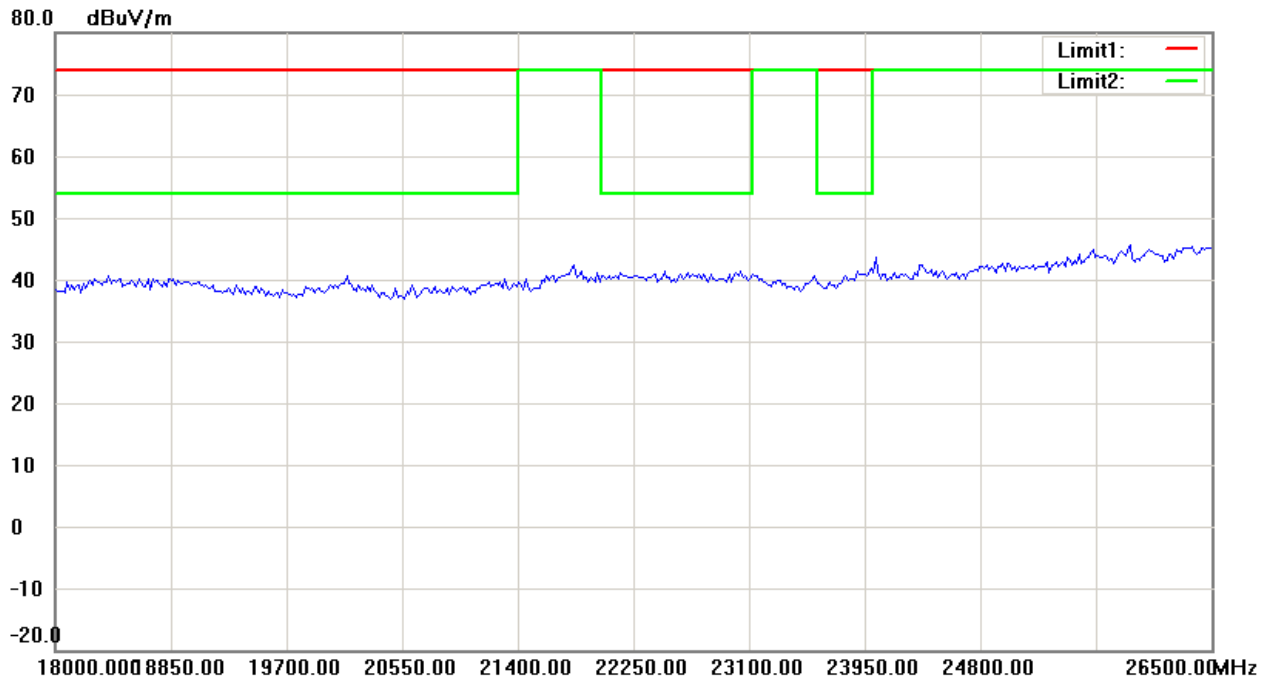
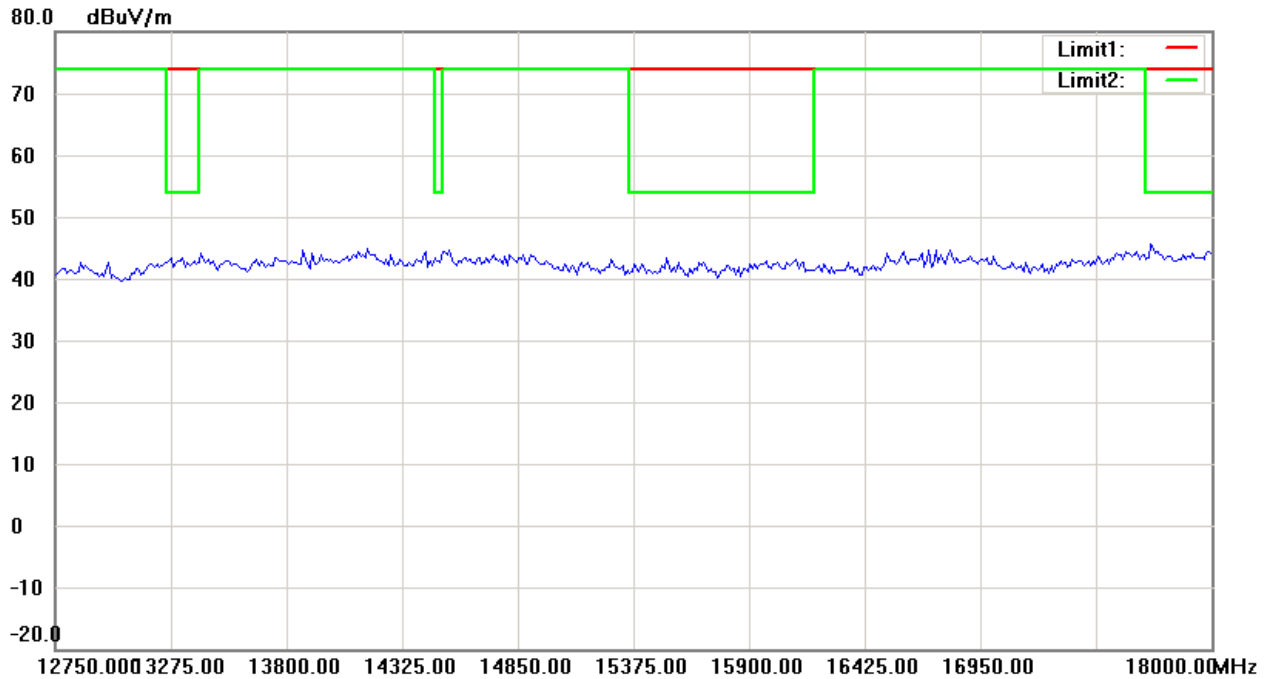
- 1 The attached measurement plots are preliminarily pre-scanned with peak detector for determining the final checking frequencies and are for reference only.
- 2 The some frequencies may exceed the limit line without the specified detectors, but that cannot present the results are failed to the specification of test standard.
- 3 For corrected test results are listed in the relevant table of radiated test data of this test report.



Worldwide Testing Services(Taiwan) Co., Ltd.

Registration number: W6M21012-11105-C-1

FCC ID: T9J-RN171



Note: Up Line: Peak Limit Line, Down Line: Ave Limit Line

- 1 The attached measurement plots are preliminarily pre-scanned with peak detector for determining the final checking frequencies and are for reference only.
- 2 The some frequencies may exceed the limit line without the specified detectors, but that cannot present the results are failed to the specification of test standard.
- 3 For corrected test results are listed in the relevant table of radiated test data of this test report.



Worldwide Testing Services(Taiwan) Co., Ltd.

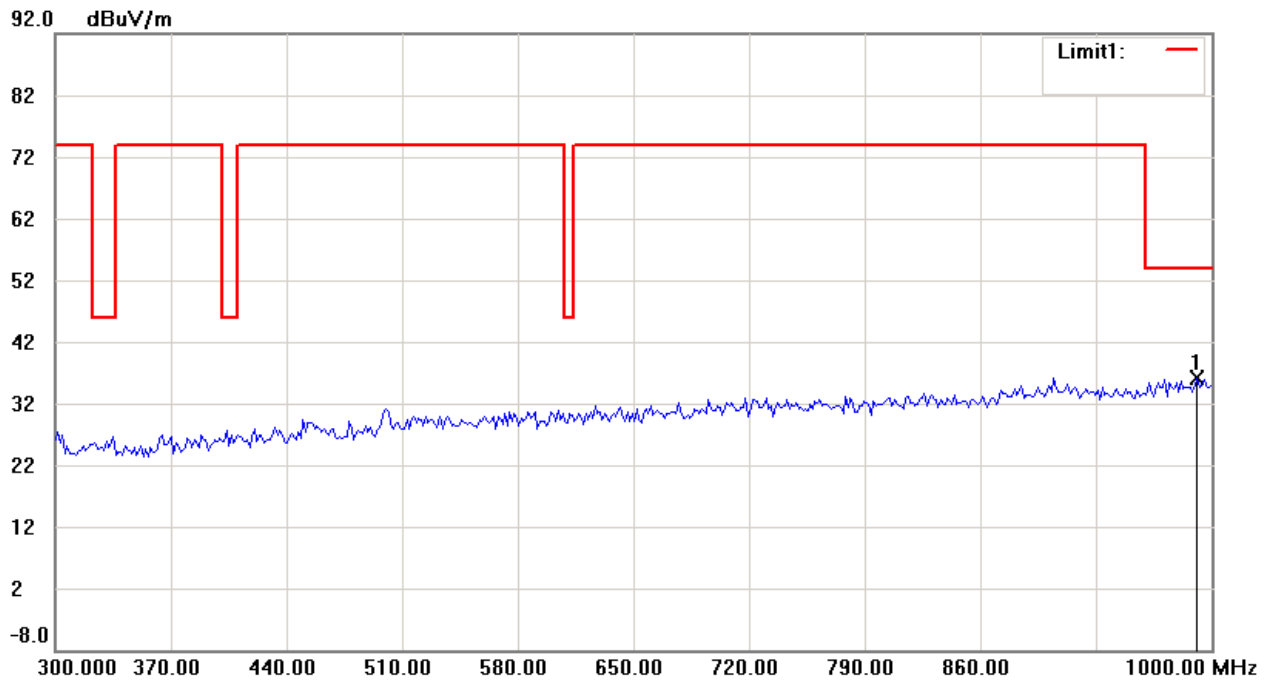
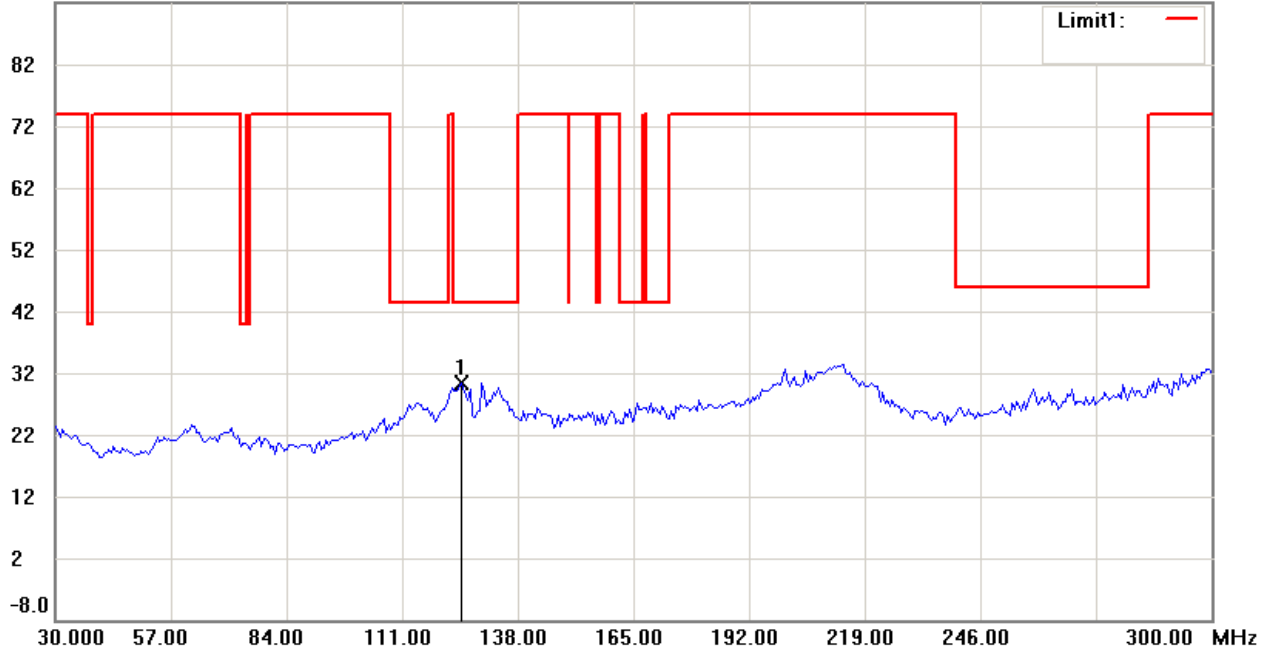
Registration number: W6M21012-11105-C-1

FCC ID: T9J-RN171

Channel 6

Antenna Polarization H

92.0 dBuV/m



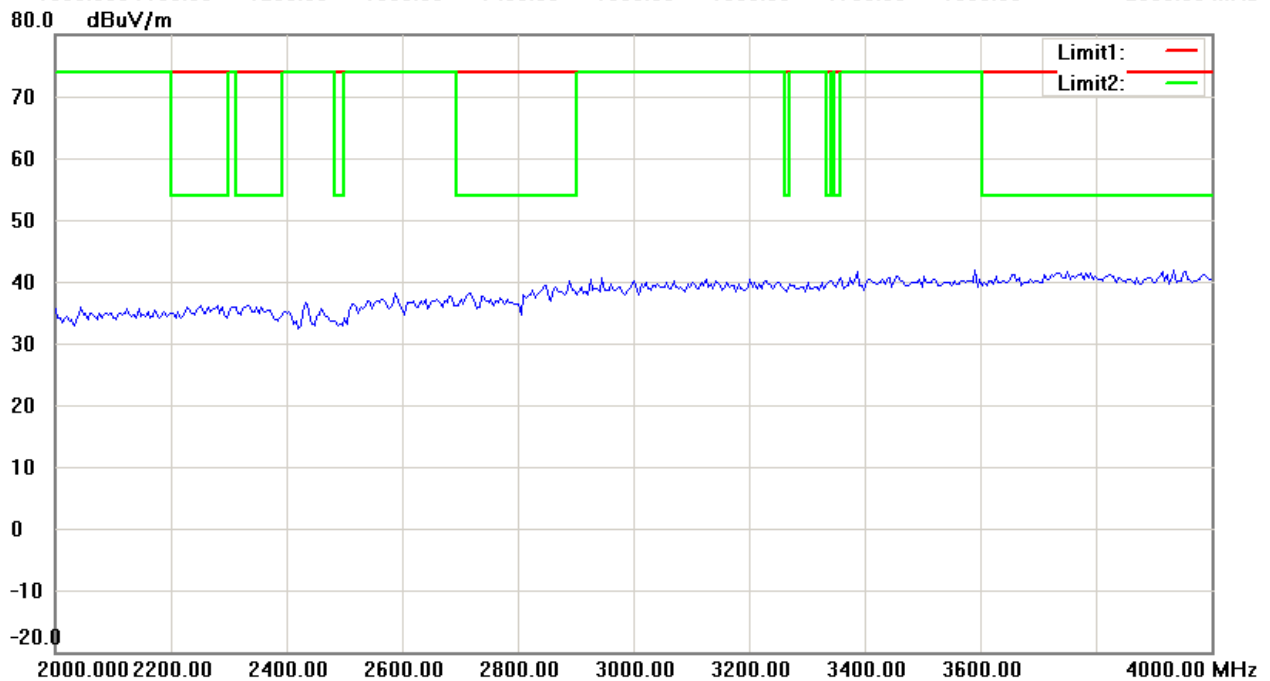
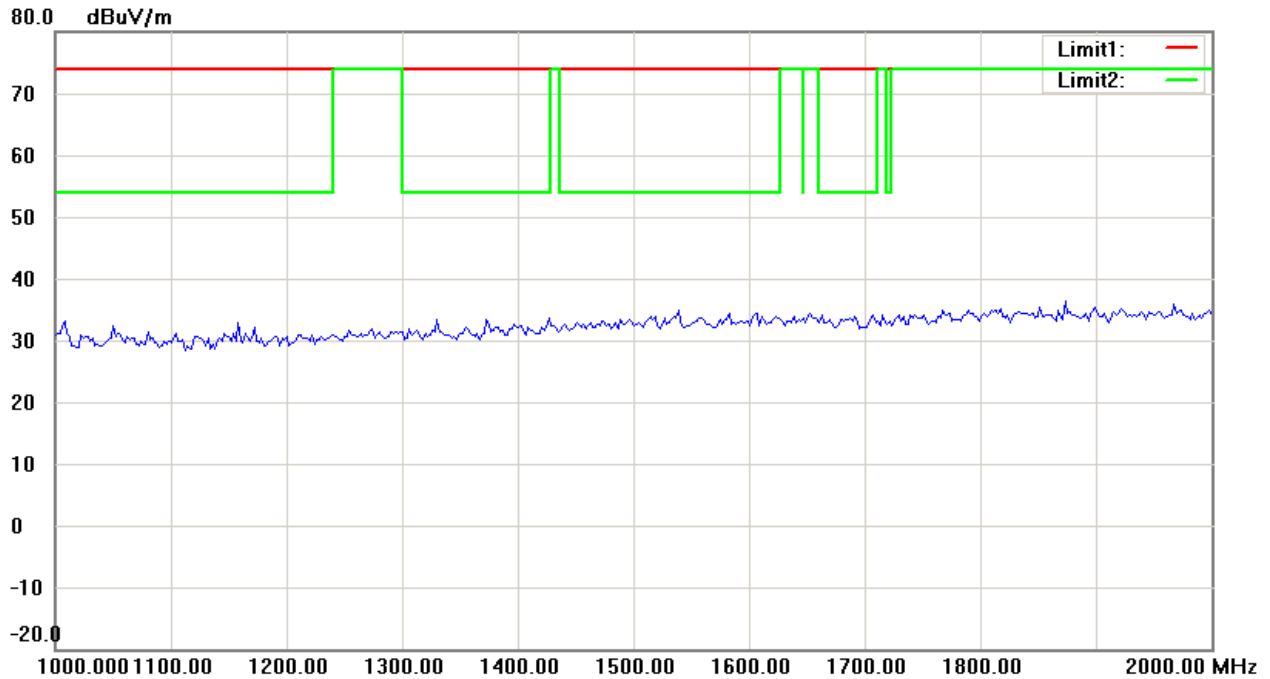
Note: Up Line: Peak Limit Line, Down Line: Ave Limit Line

- 1 The attached measurement plots are preliminarily pre-scanned with peak detector for determining the final checking frequencies and are for reference only.
- 2 The some frequencies may exceed the limit line without the specified detectors, but that cannot present the results are failed to the specification of test standard.
- 3 For corrected test results are listed in the relevant table of radiated test data of this test report.



Worldwide Testing Services(Taiwan) Co., Ltd.

Registration number: W6M21012-11105-C-1
FCC ID: T9J-RN171



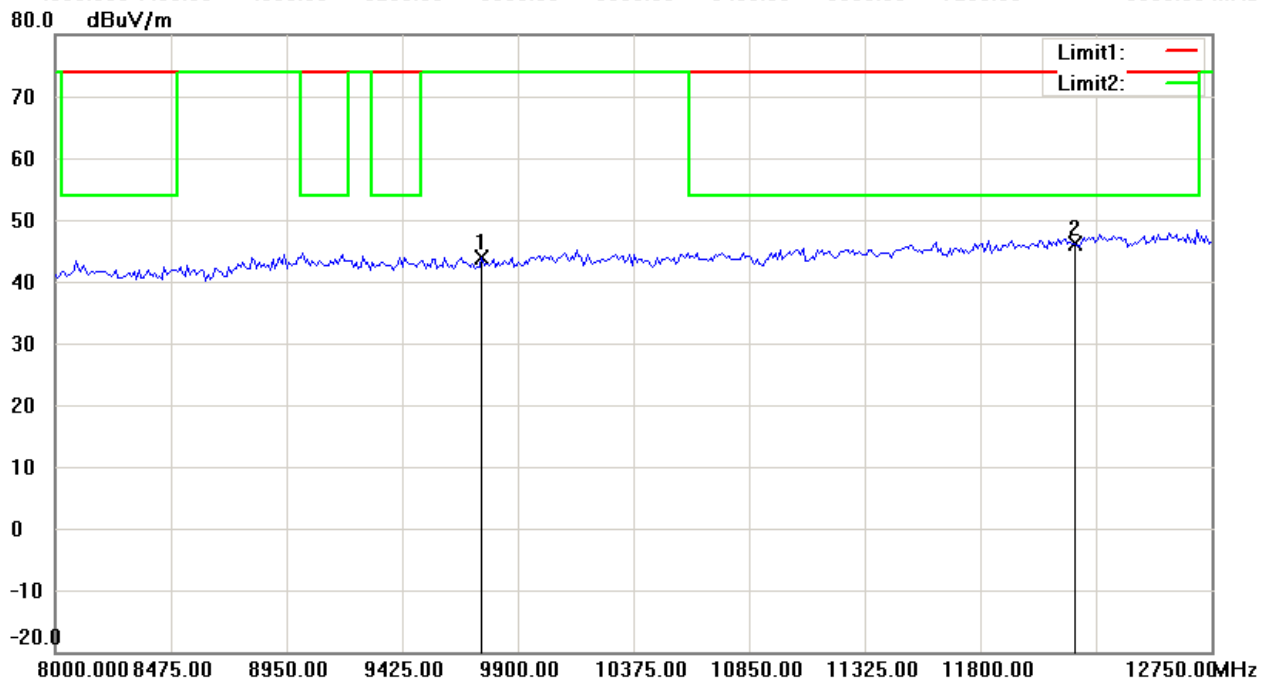
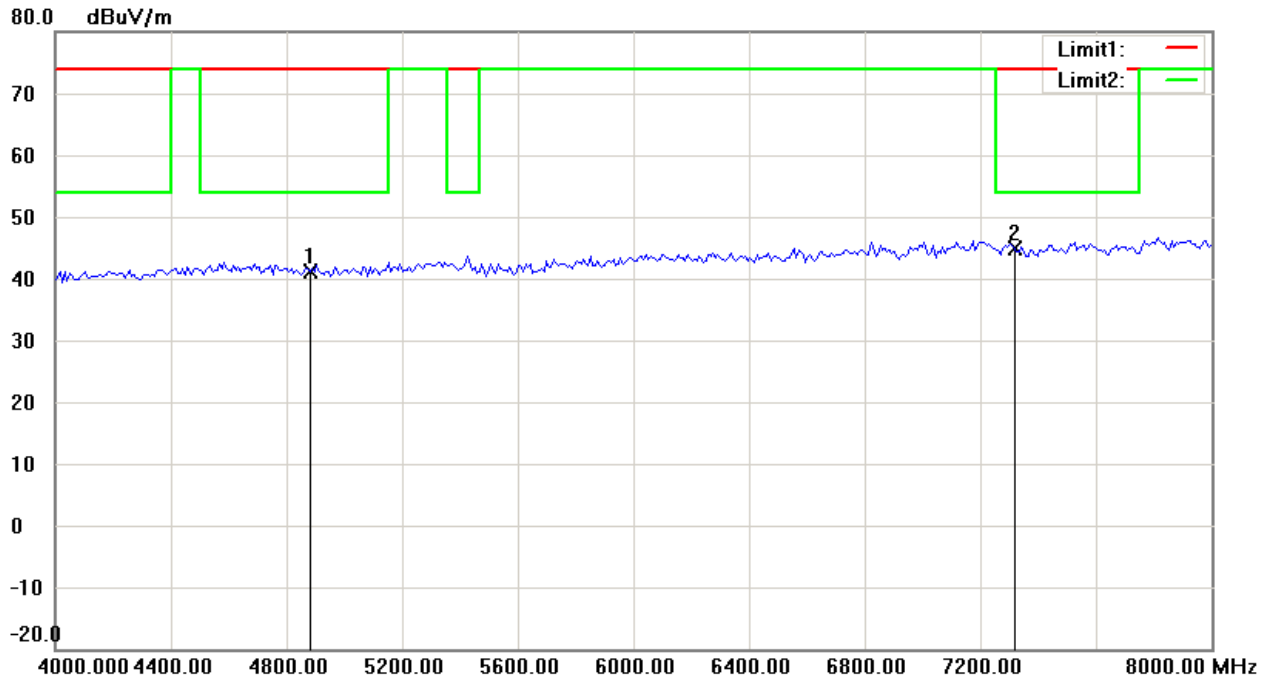
Note: Up Line: Peak Limit Line, Down Line: Ave Limit Line

- 1 The attached measurement plots are preliminarily pre-scanned with peak detector for determining the final checking frequencies and are for reference only.
- 2 The some frequencies may exceed the limit line without the specified detectors, but that cannot present the results are failed to the specification of test standard.
- 3 For corrected test results are listed in the relevant table of radiated test data of this test report.



Worldwide Testing Services(Taiwan) Co., Ltd.

Registration number: W6M21012-11105-C-1
FCC ID: T9J-RN171



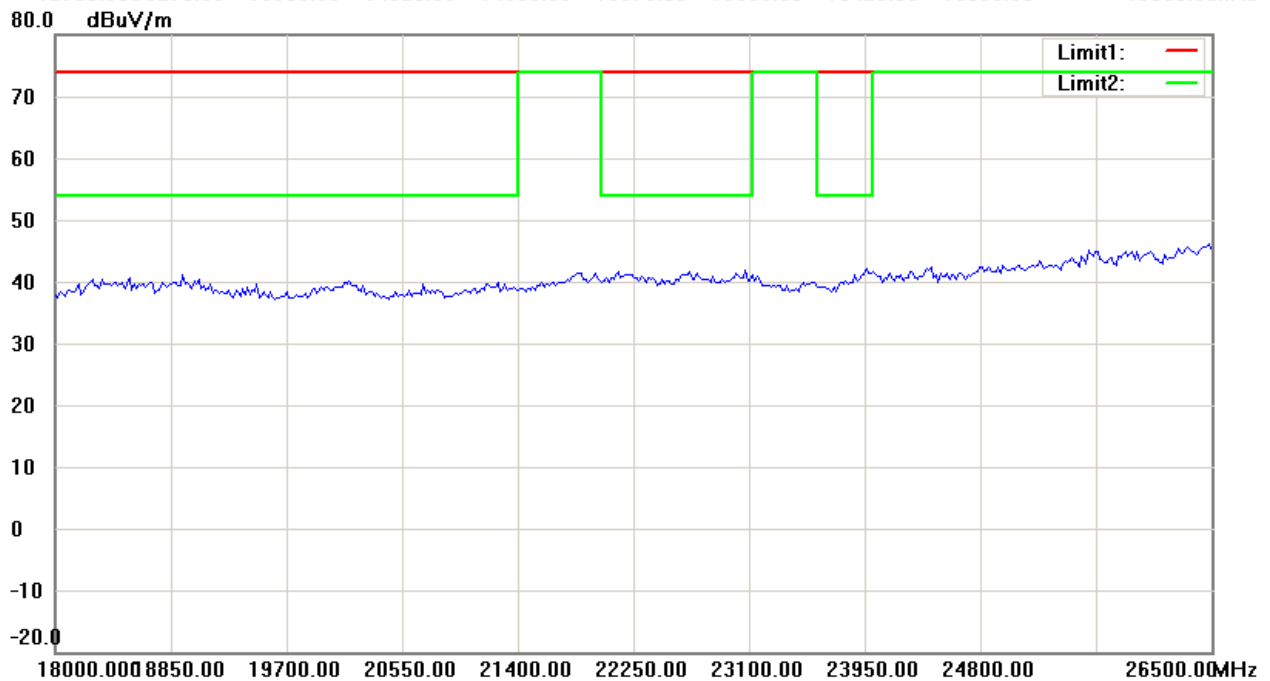
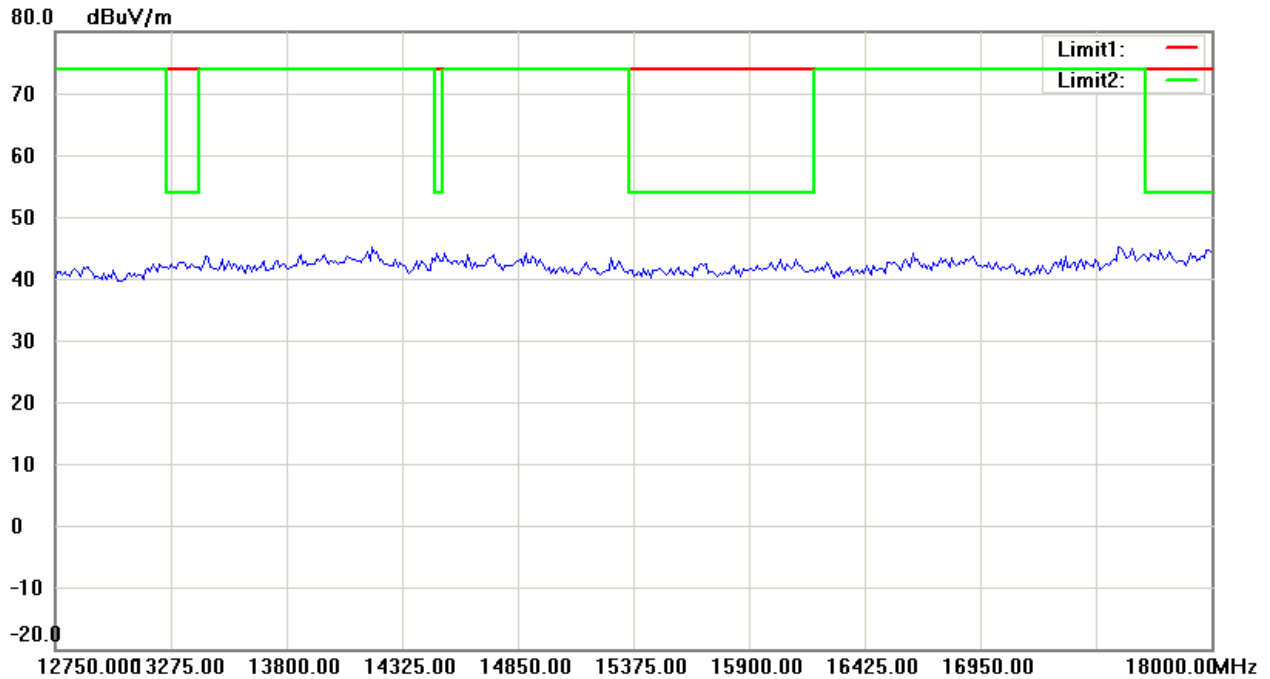
Note: Up Line: Peak Limit Line, Down Line: Ave Limit Line

- 1 The attached measurement plots are preliminarily pre-scanned with peak detector for determining the final checking frequencies and are for reference only.
- 2 The some frequencies may exceed the limit line without the specified detectors, but that cannot present the results are failed to the specification of test standard.
- 3 For corrected test results are listed in the relevant table of radiated test data of this test report.



Worldwide Testing Services(Taiwan) Co., Ltd.

Registration number: W6M21012-11105-C-1
FCC ID: T9J-RN171



Note: Up Line: Peak Limit Line, Down Line: Ave Limit Line

- 1 The attached measurement plots are preliminarily pre-scanned with peak detector for determining the final checking frequencies and are for reference only.
- 2 The some frequencies may exceed the limit line without the specified detectors, but that cannot present the results are failed to the specification of test standard.
- 3 For corrected test results are listed in the relevant table of radiated test data of this test report.



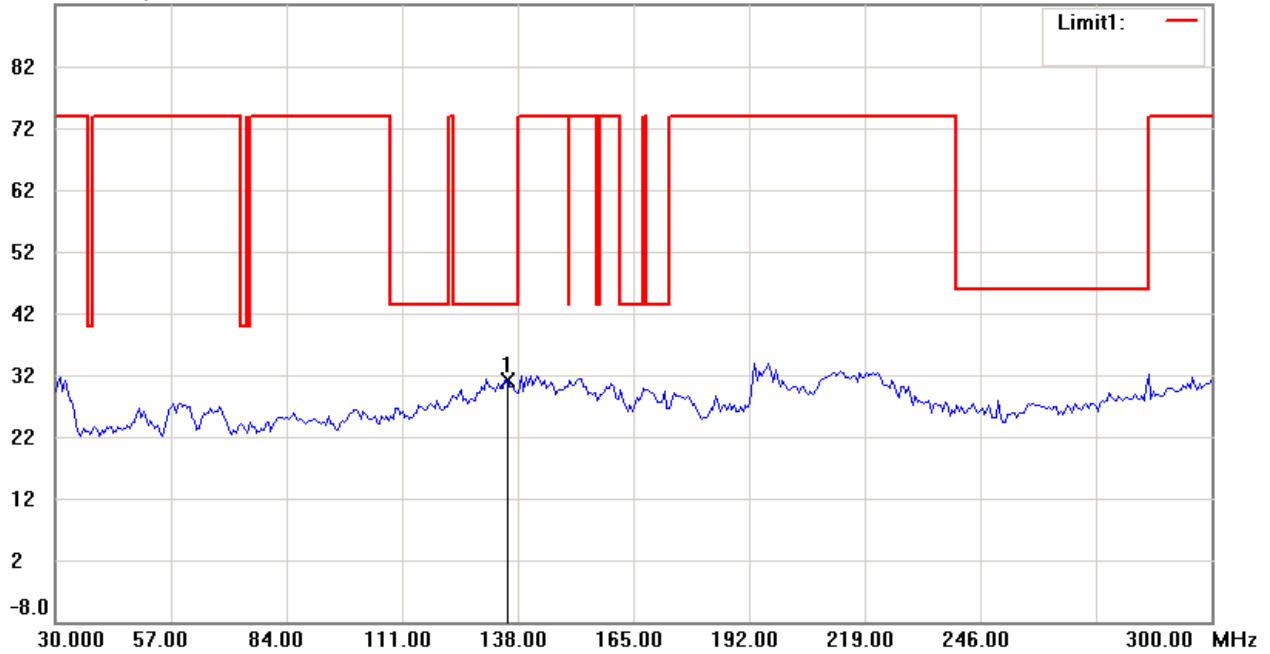
Worldwide Testing Services(Taiwan) Co., Ltd.

Registration number: W6M21012-11105-C-1

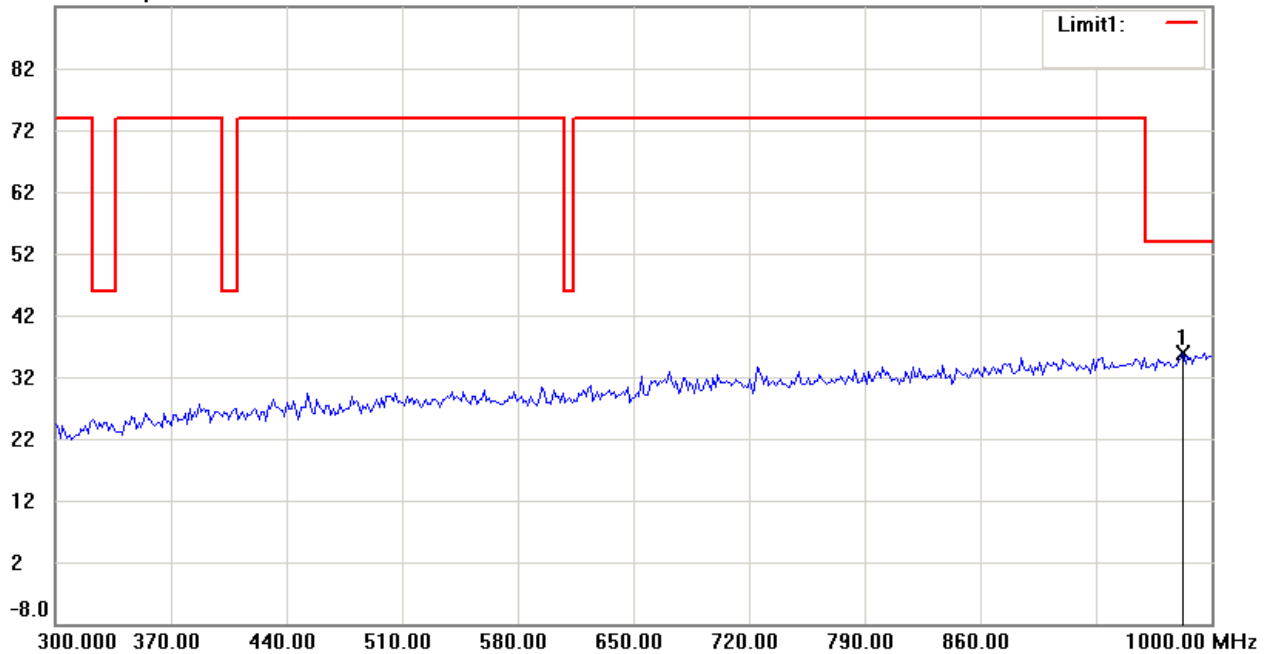
FCC ID: T9J-RN171

Antenna Polarization V

92.0 dBuV/m



92.0 dBuV/m



Note: Up Line: Peak Limit Line, Down Line: Ave Limit Line

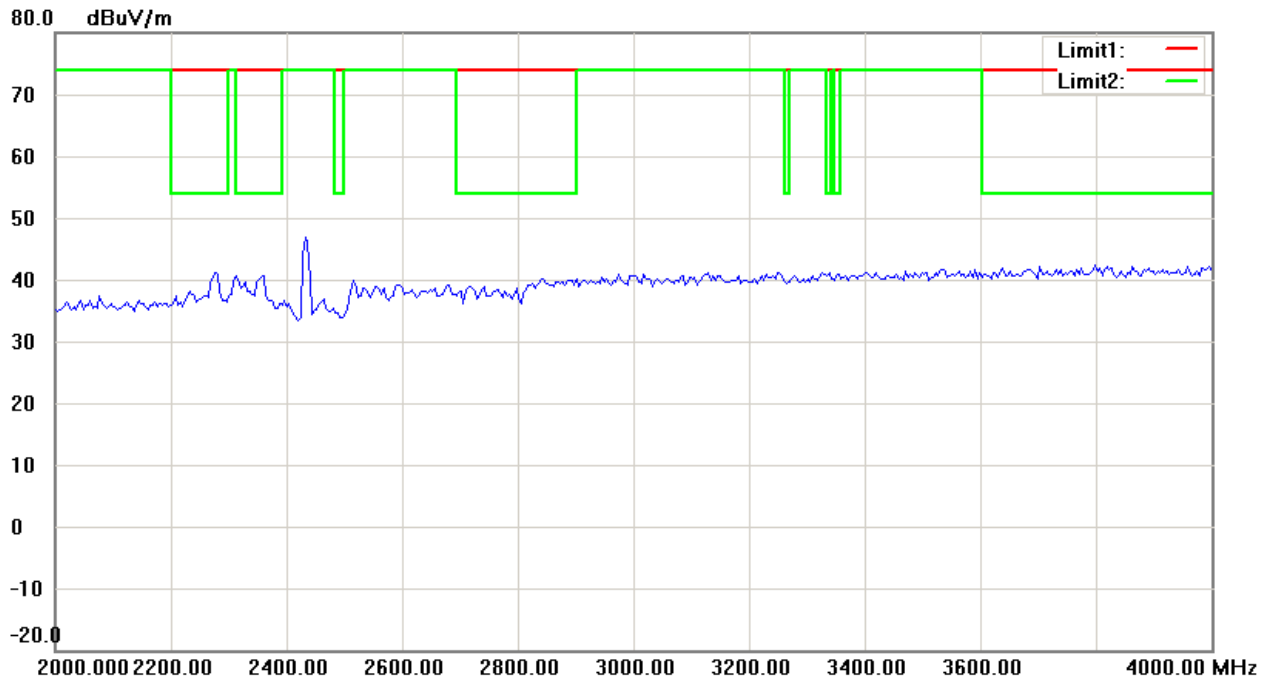
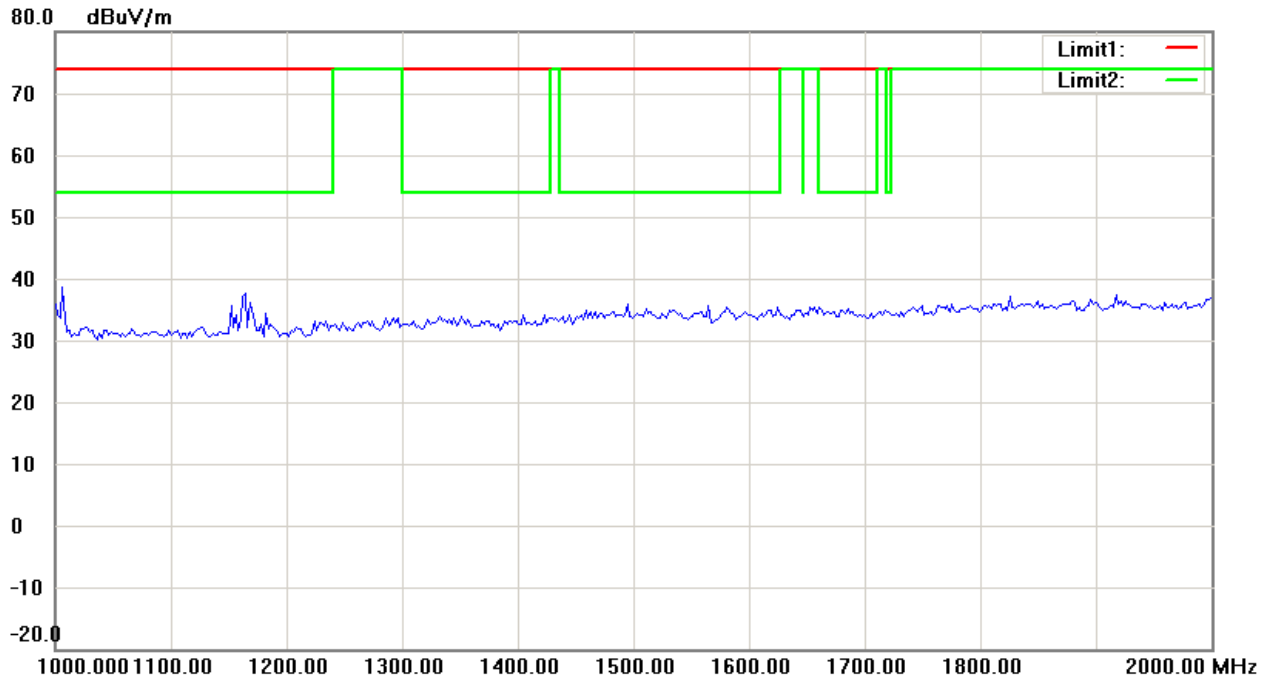
- 1 The attached measurement plots are preliminarily pre-scanned with peak detector for determining the final checking frequencies and are for reference only.
- 2 The some frequencies may exceed the limit line without the specified detectors, but that cannot present the results are failed to the specification of test standard.
- 3 For corrected test results are listed in the relevant table of radiated test data of this test report.



Worldwide Testing Services(Taiwan) Co., Ltd.

Registration number: W6M21012-11105-C-1

FCC ID: T9J-RN171



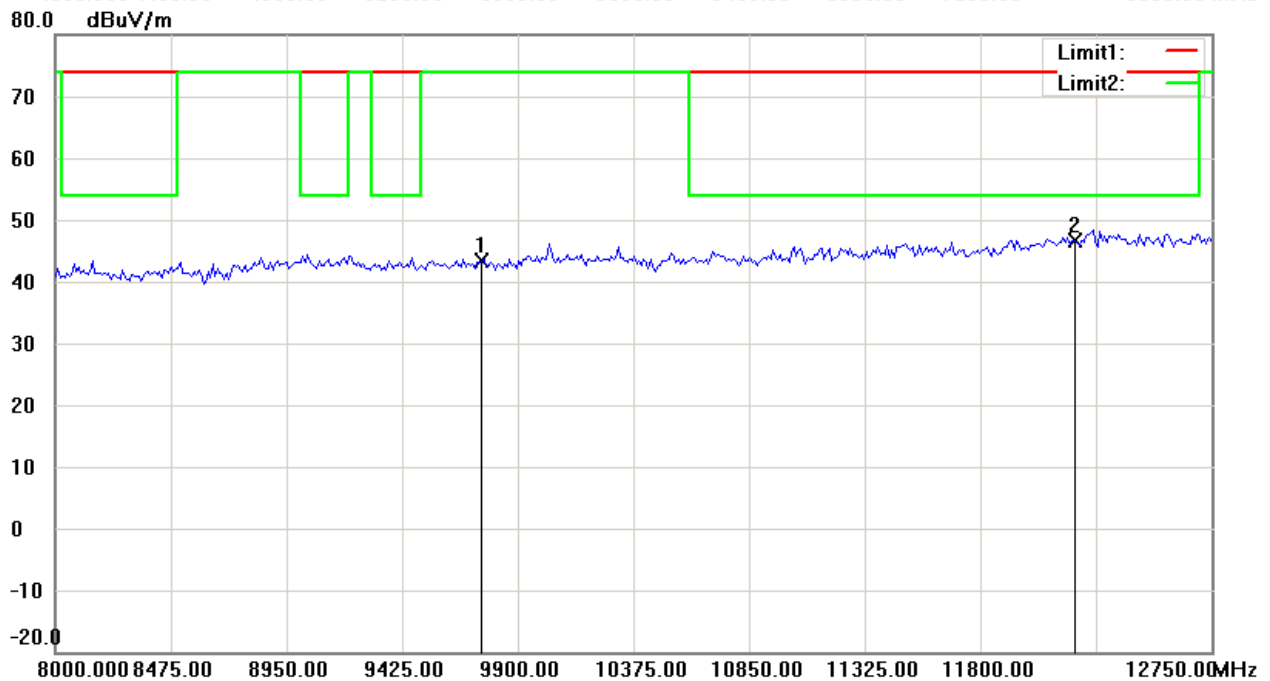
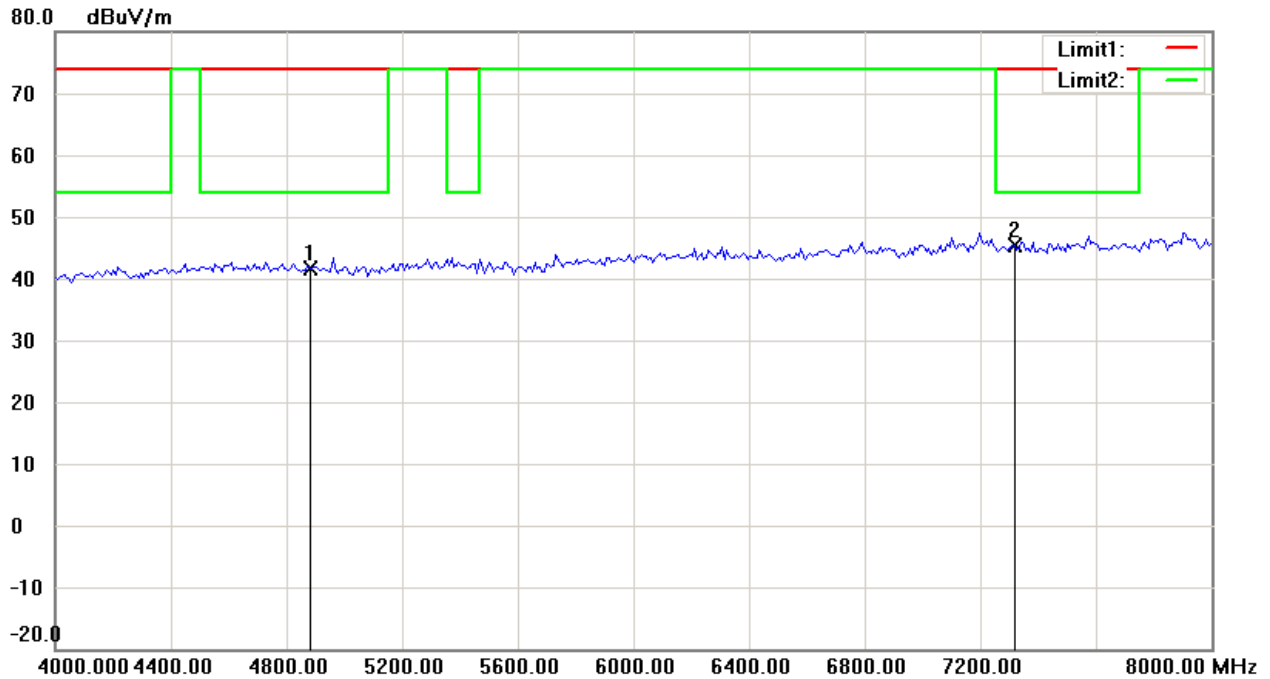
Note: Up Line: Peak Limit Line, Down Line: Ave Limit Line

- 1 The attached measurement plots are preliminarily pre-scanned with peak detector for determining the final checking frequencies and are for reference only.
- 2 The some frequencies may exceed the limit line without the specified detectors, but that cannot present the results are failed to the specification of test standard.
- 3 For corrected test results are listed in the relevant table of radiated test data of this test report.



Worldwide Testing Services(Taiwan) Co., Ltd.

Registration number: W6M21012-11105-C-1
FCC ID: T9J-RN171



Note: Up Line: Peak Limit Line, Down Line: Ave Limit Line

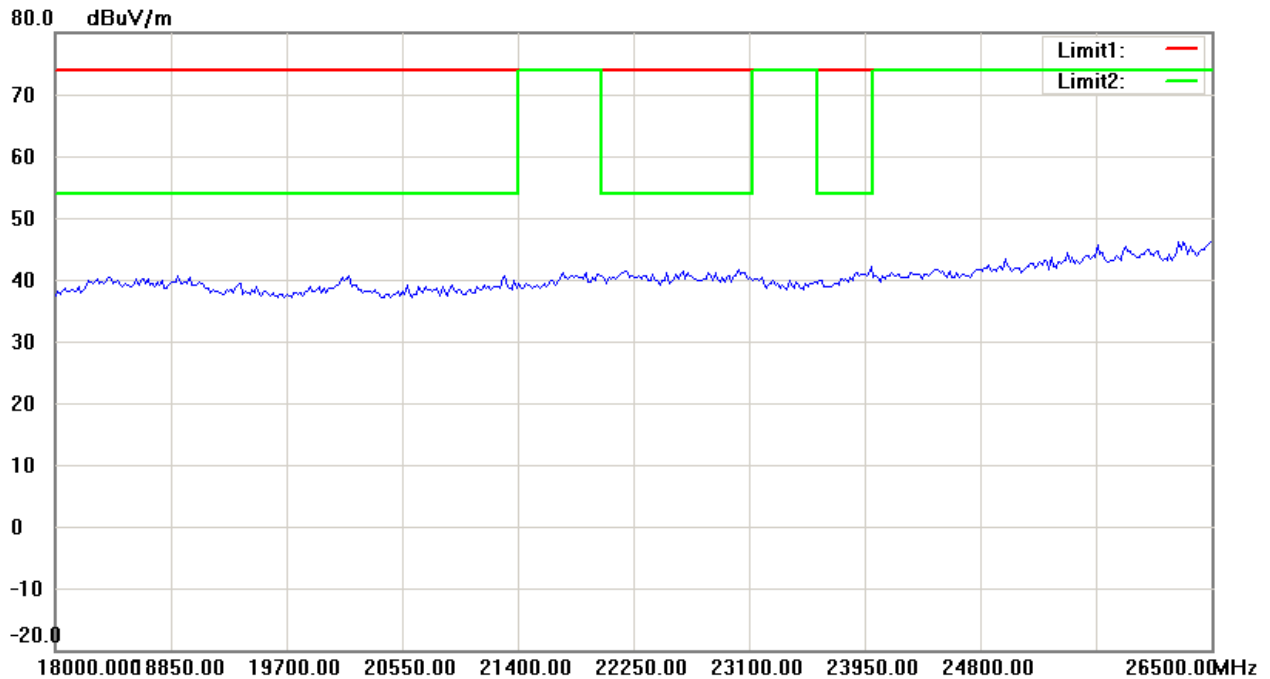
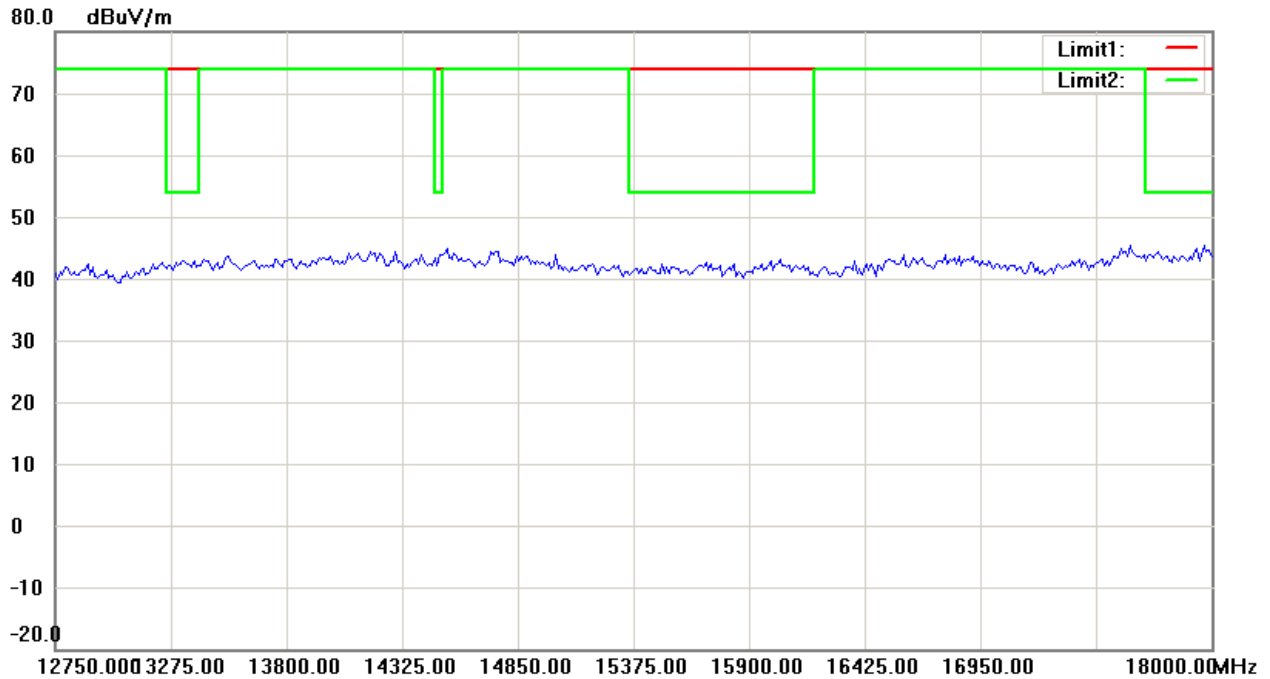
- 1 The attached measurement plots are preliminarily pre-scanned with peak detector for determining the final checking frequencies and are for reference only.
- 2 The some frequencies may exceed the limit line without the specified detectors, but that cannot present the results are failed to the specification of test standard.
- 3 For corrected test results are listed in the relevant table of radiated test data of this test report.



Worldwide Testing Services(Taiwan) Co., Ltd.

Registration number: W6M21012-11105-C-1

FCC ID: T9J-RN171



Note: Up Line: Peak Limit Line, Down Line: Ave Limit Line

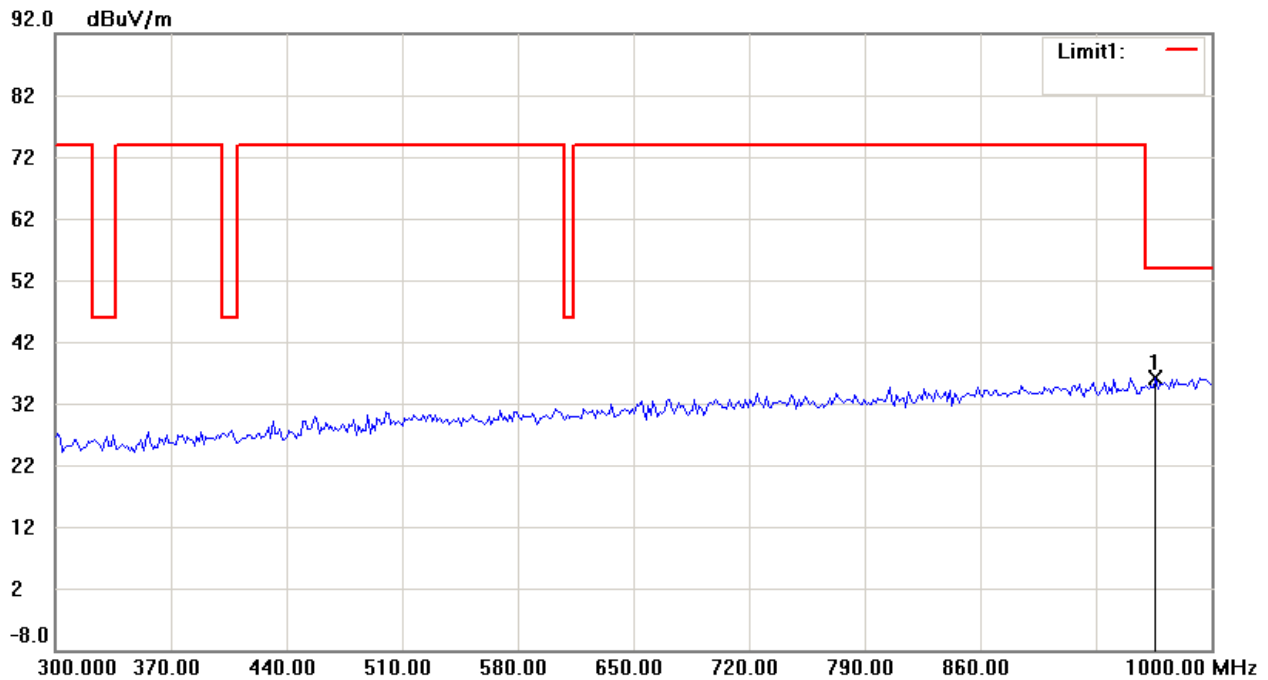
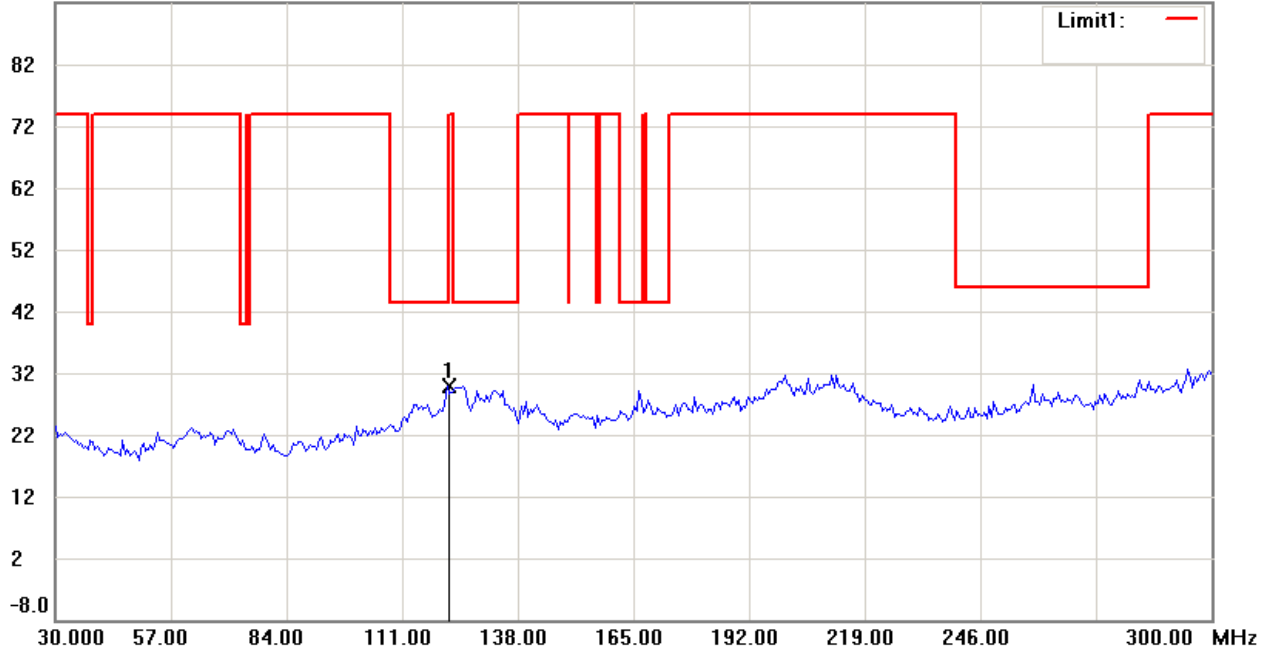
- 1 The attached measurement plots are preliminarily pre-scanned with peak detector for determining the final checking frequencies and are for reference only.
- 2 The some frequencies may exceed the limit line without the specified detectors, but that cannot present the results are failed to the specification of test standard.
- 3 For corrected test results are listed in the relevant table of radiated test data of this test report.



Worldwide Testing Services(Taiwan) Co., Ltd.

Registration number: W6M21012-11105-C-1
FCC ID: T9J-RN171

Channel 11
Antenna Polarization H
92.0 dBuV/m



Note: Up Line: Peak Limit Line, Down Line: Ave Limit Line

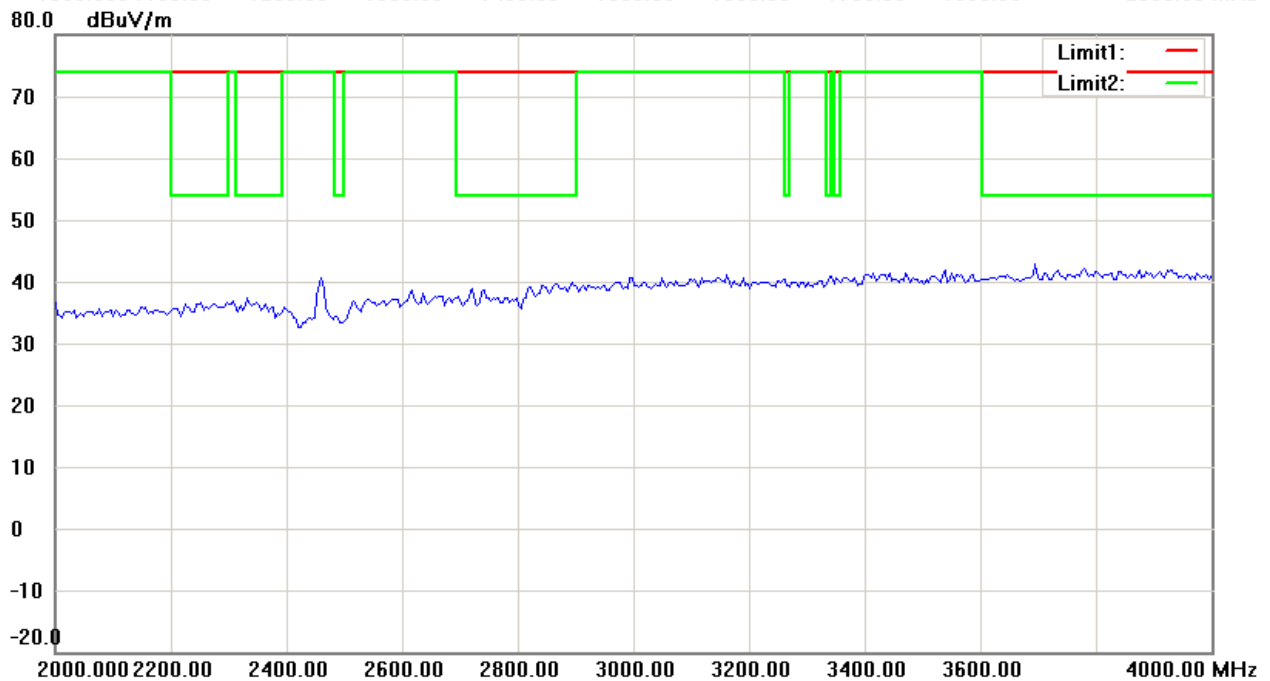
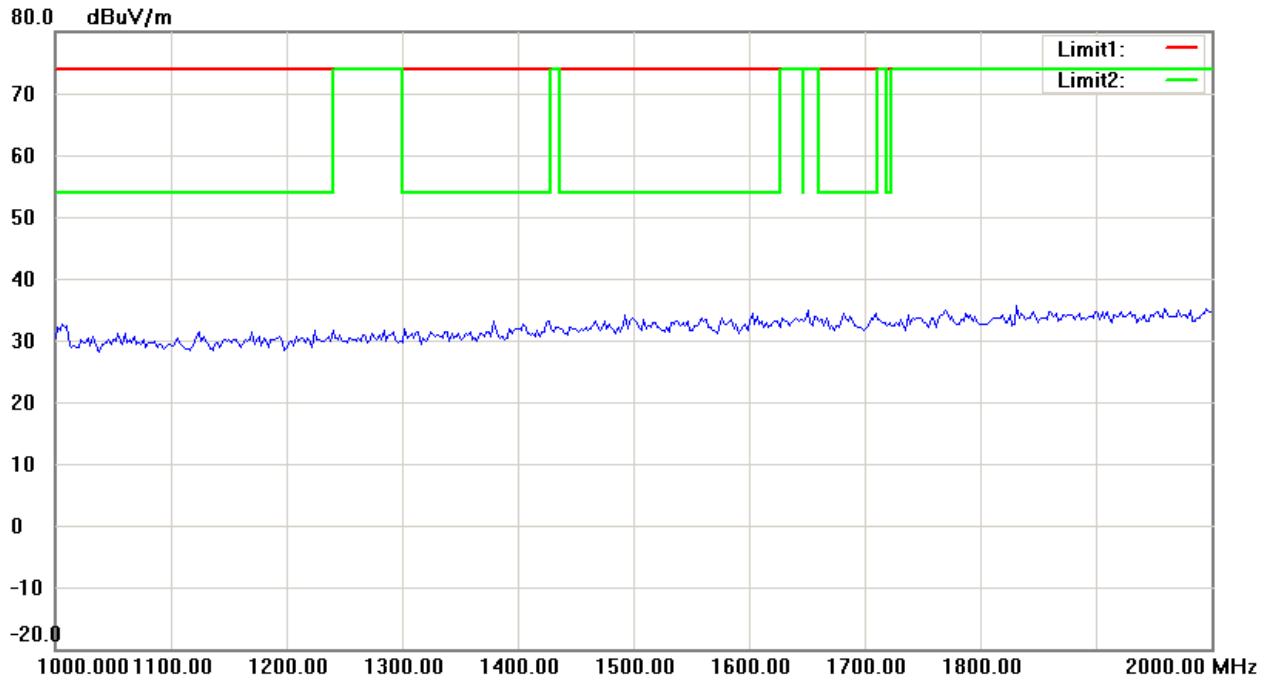
- 1 The attached measurement plots are preliminarily pre-scanned with peak detector for determining the final checking frequencies and are for reference only.
- 2 The some frequencies may exceed the limit line without the specified detectors, but that cannot present the results are failed to the specification of test standard.
- 3 For corrected test results are listed in the relevant table of radiated test data of this test report.



Worldwide Testing Services(Taiwan) Co., Ltd.

Registration number: W6M21012-11105-C-1

FCC ID: T9J-RN171

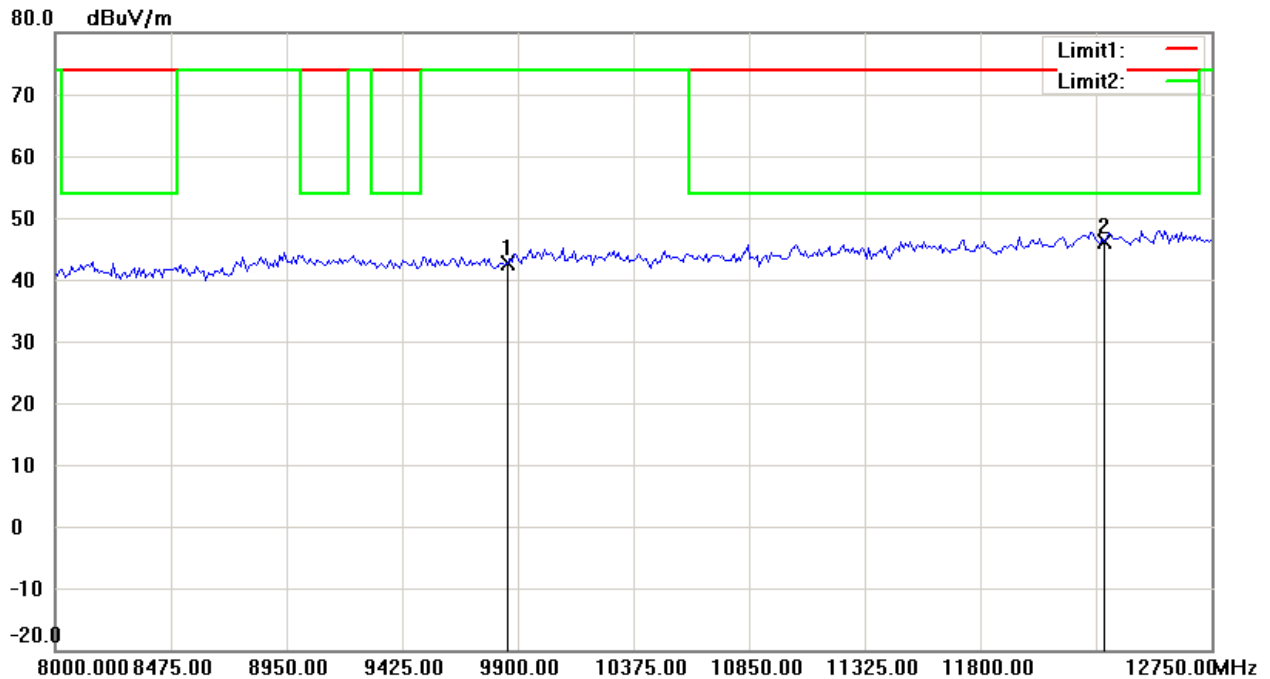
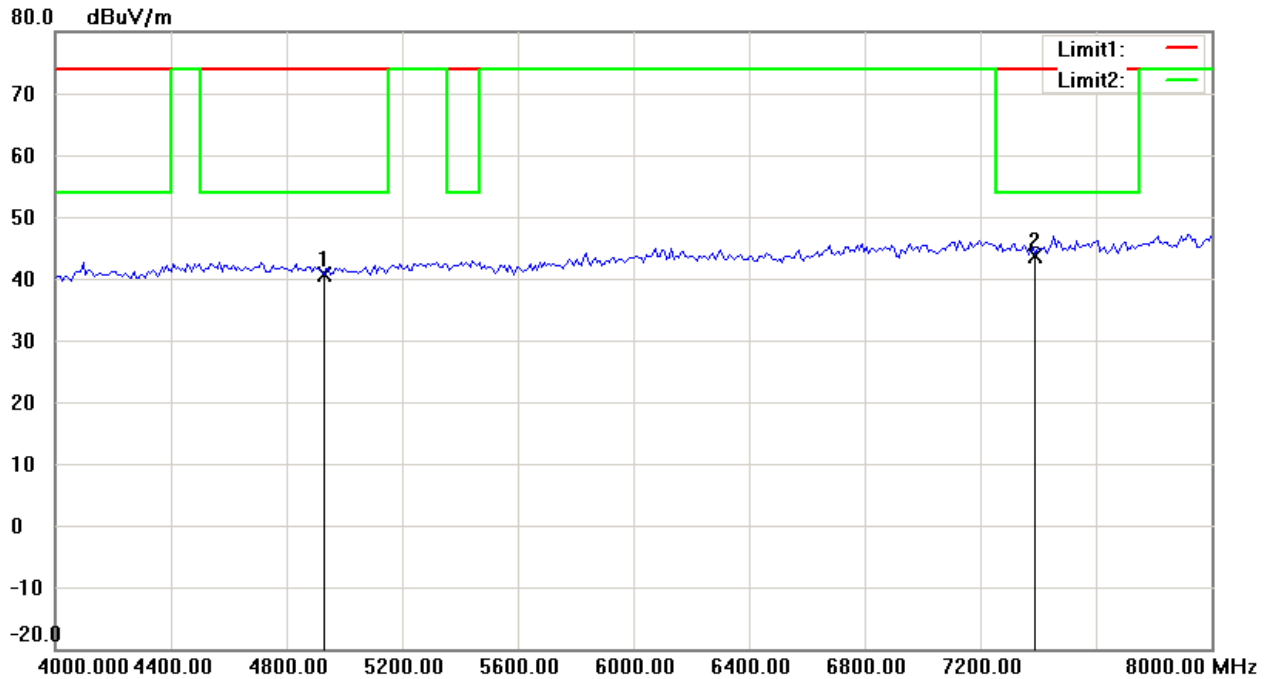


Note: Up Line: Peak Limit Line, Down Line: Ave Limit Line

- 1 The attached measurement plots are preliminarily pre-scanned with peak detector for determining the final checking frequencies and are for reference only.
- 2 The some frequencies may exceed the limit line without the specified detectors, but that cannot present the results are failed to the specification of test standard.
- 3 For corrected test results are listed in the relevant table of radiated test data of this test report.



Registration number: W6M21012-11105-C-1
FCC ID: T9J-RN171



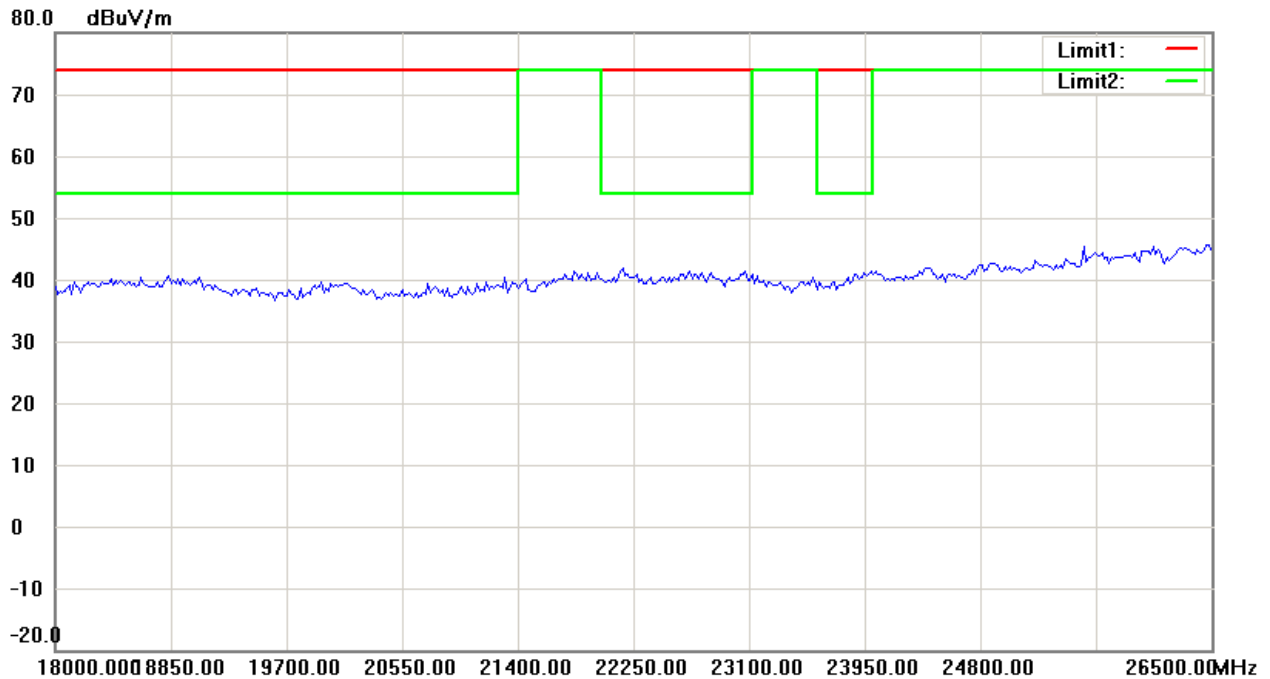
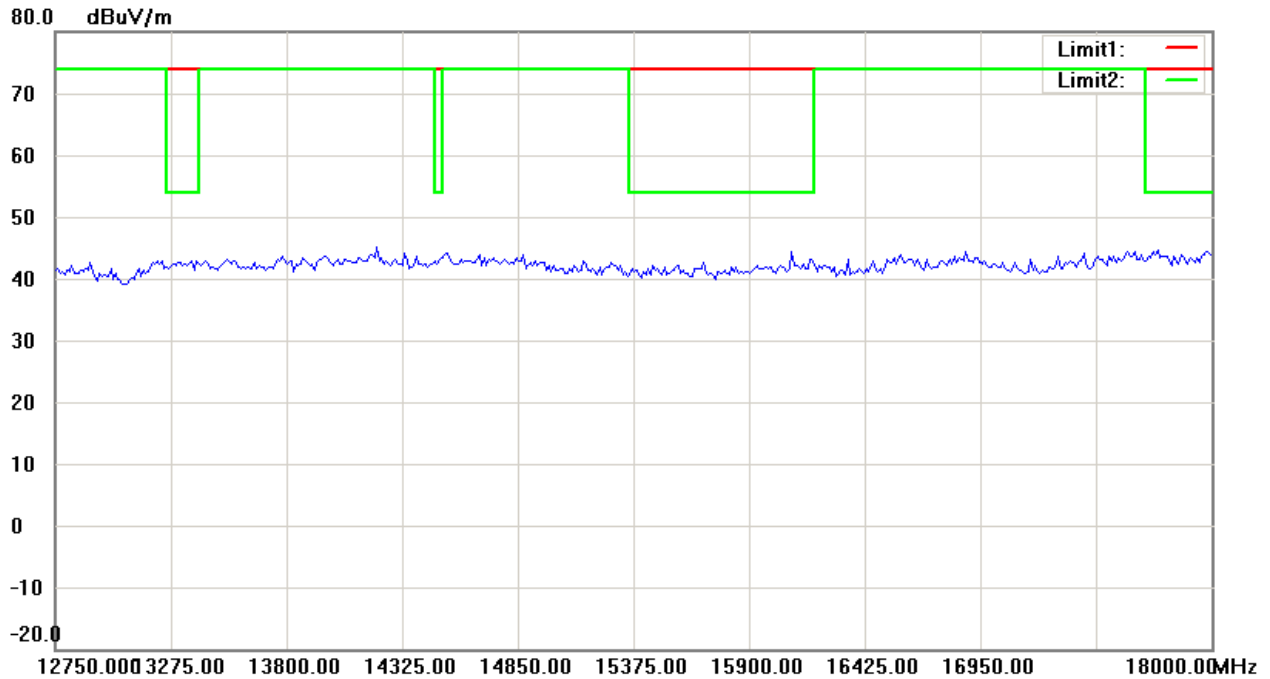
Note: Up Line: Peak Limit Line, Down Line: Ave Limit Line

- 1 The attached measurement plots are preliminarily pre-scanned with peak detector for determining the final checking frequencies and are for reference only.
- 2 The some frequencies may exceed the limit line without the specified detectors, but that cannot present the results are failed to the specification of test standard.
- 3 For corrected test results are listed in the relevant table of radiated test data of this test report.



Worldwide Testing Services(Taiwan) Co., Ltd.

Registration number: W6M21012-11105-C-1
FCC ID: T9J-RN171



Note: Up Line: Peak Limit Line, Down Line: Ave Limit Line

- 1 The attached measurement plots are preliminarily pre-scanned with peak detector for determining the final checking frequencies and are for reference only.
- 2 The some frequencies may exceed the limit line without the specified detectors, but that cannot present the results are failed to the specification of test standard.
- 3 For corrected test results are listed in the relevant table of radiated test data of this test report.



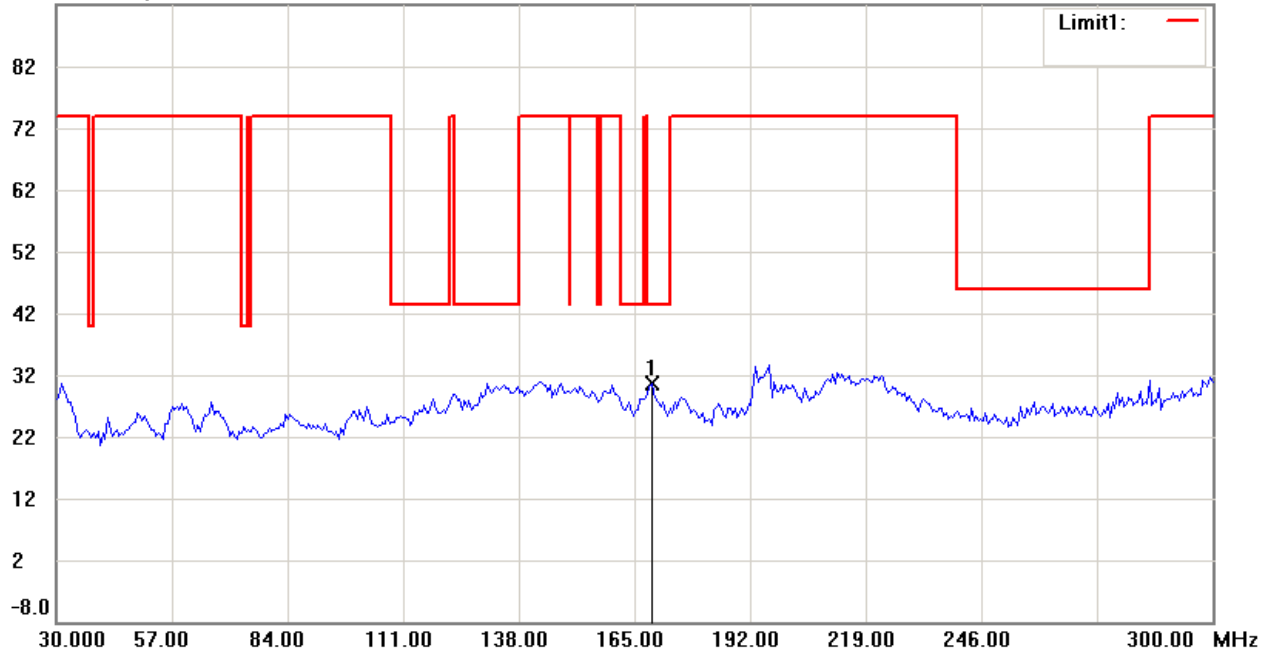
Worldwide Testing Services(Taiwan) Co., Ltd.

Registration number: W6M21012-11105-C-1

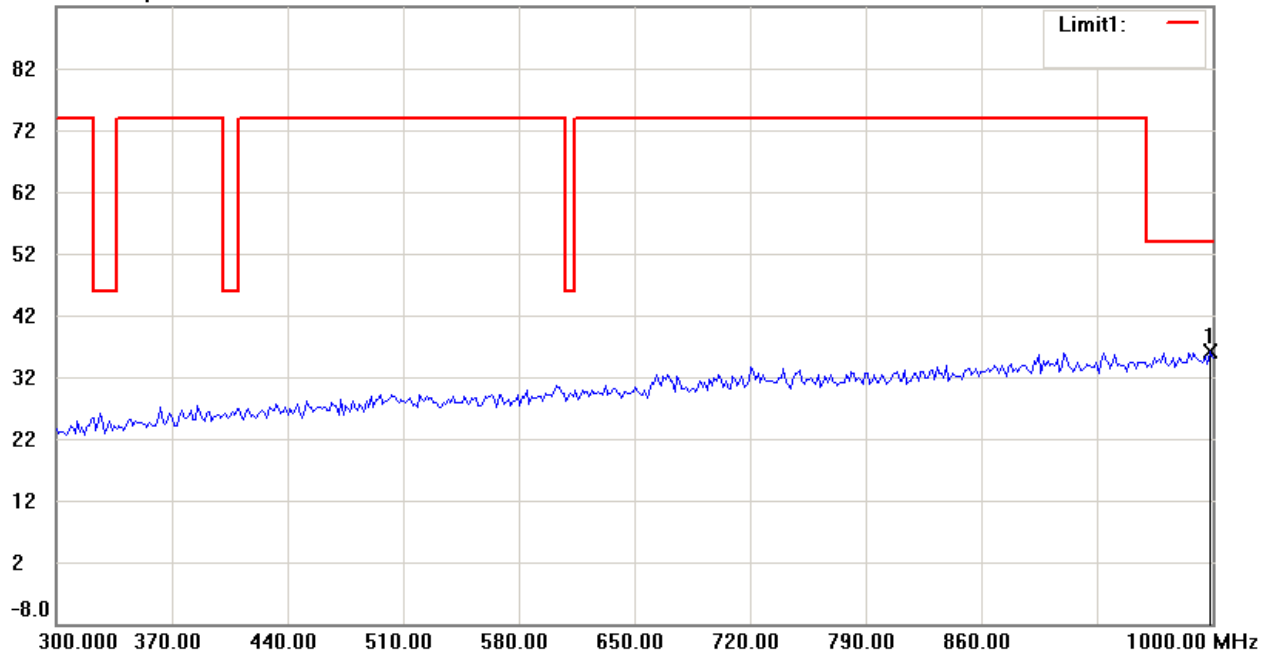
FCC ID: T9J-RN171

Antenna Polarization V

92.0 dBuV/m



92.0 dBuV/m



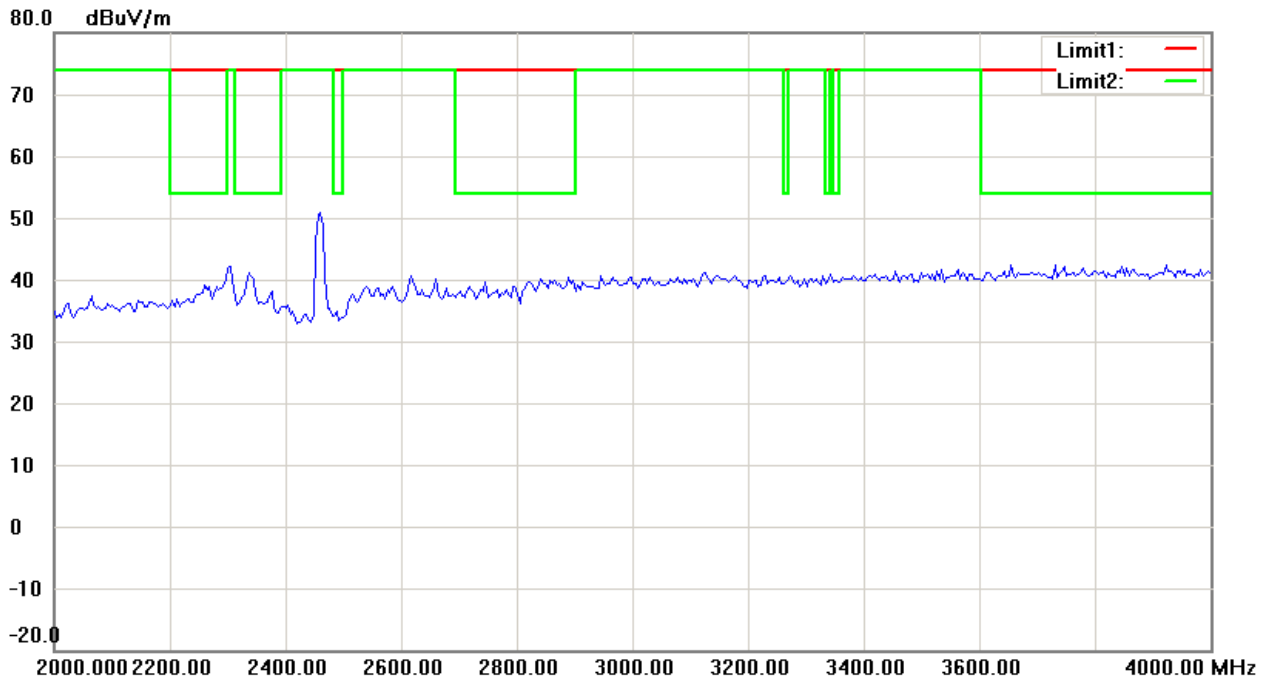
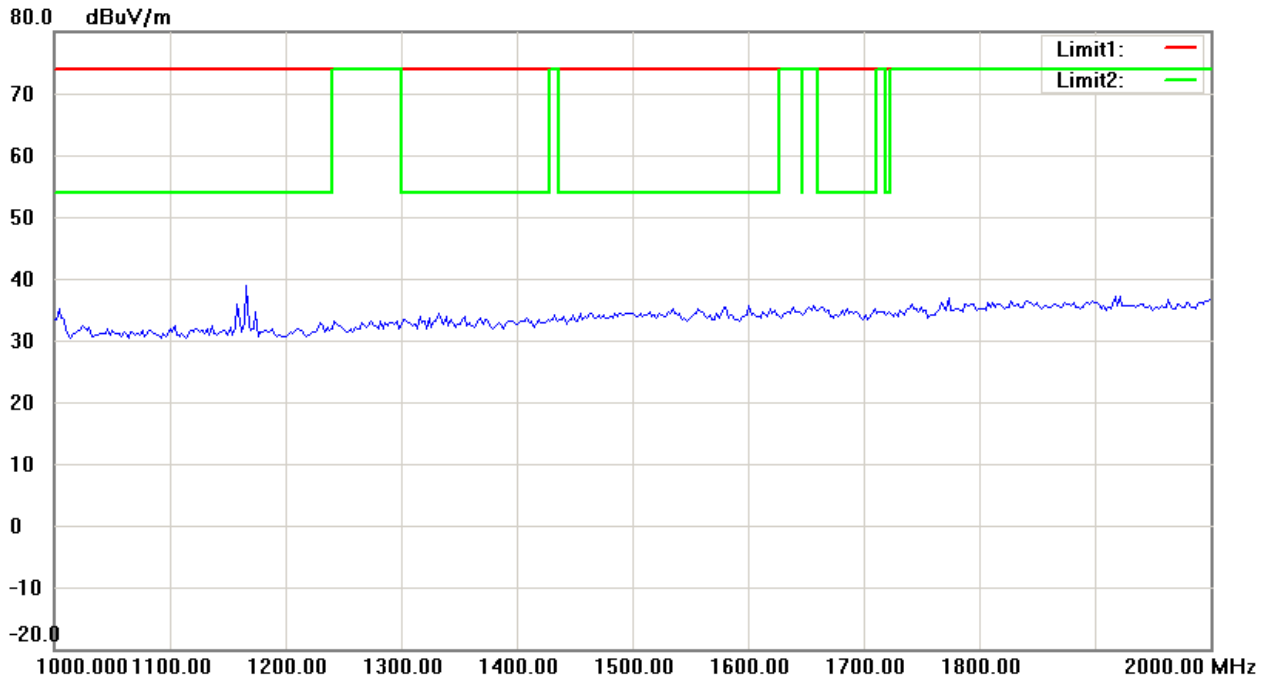
Note: Up Line: Peak Limit Line, Down Line: Ave Limit Line

- 1 The attached measurement plots are preliminarily pre-scanned with peak detector for determining the final checking frequencies and are for reference only.
- 2 The some frequencies may exceed the limit line without the specified detectors, but that cannot present the results are failed to the specification of test standard.
- 3 For corrected test results are listed in the relevant table of radiated test data of this test report.



Worldwide Testing Services(Taiwan) Co., Ltd.

Registration number: W6M21012-11105-C-1
FCC ID: T9J-RN171

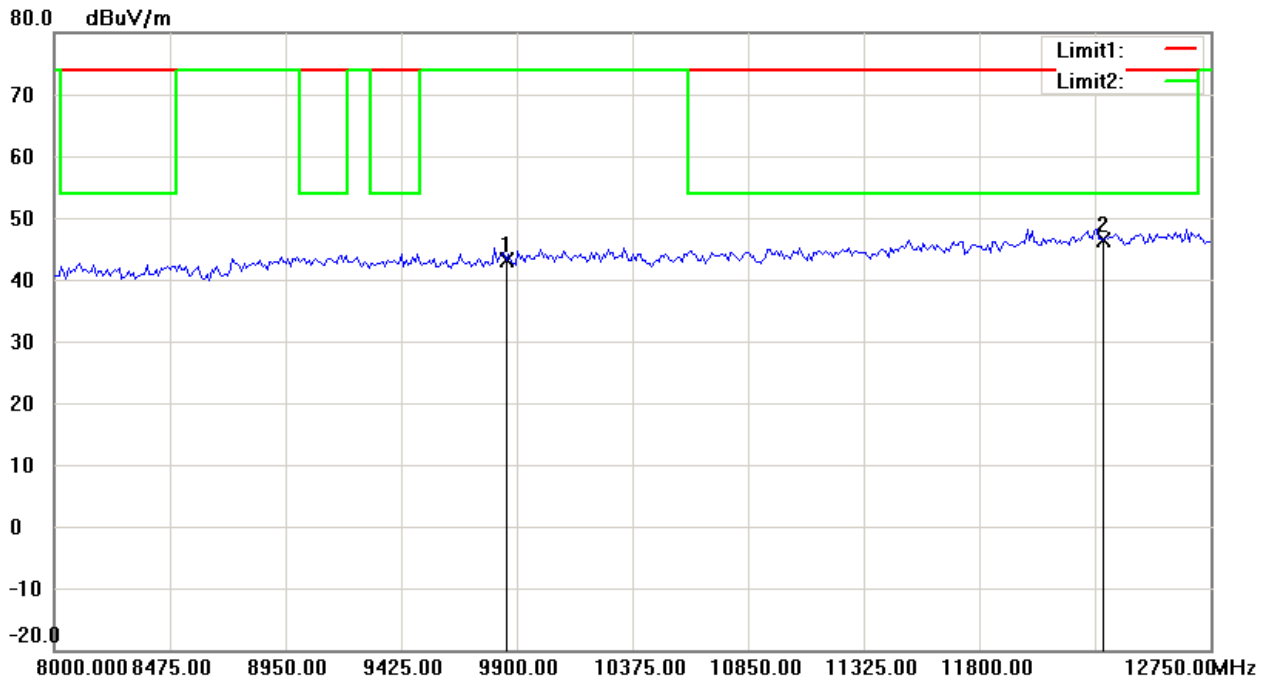
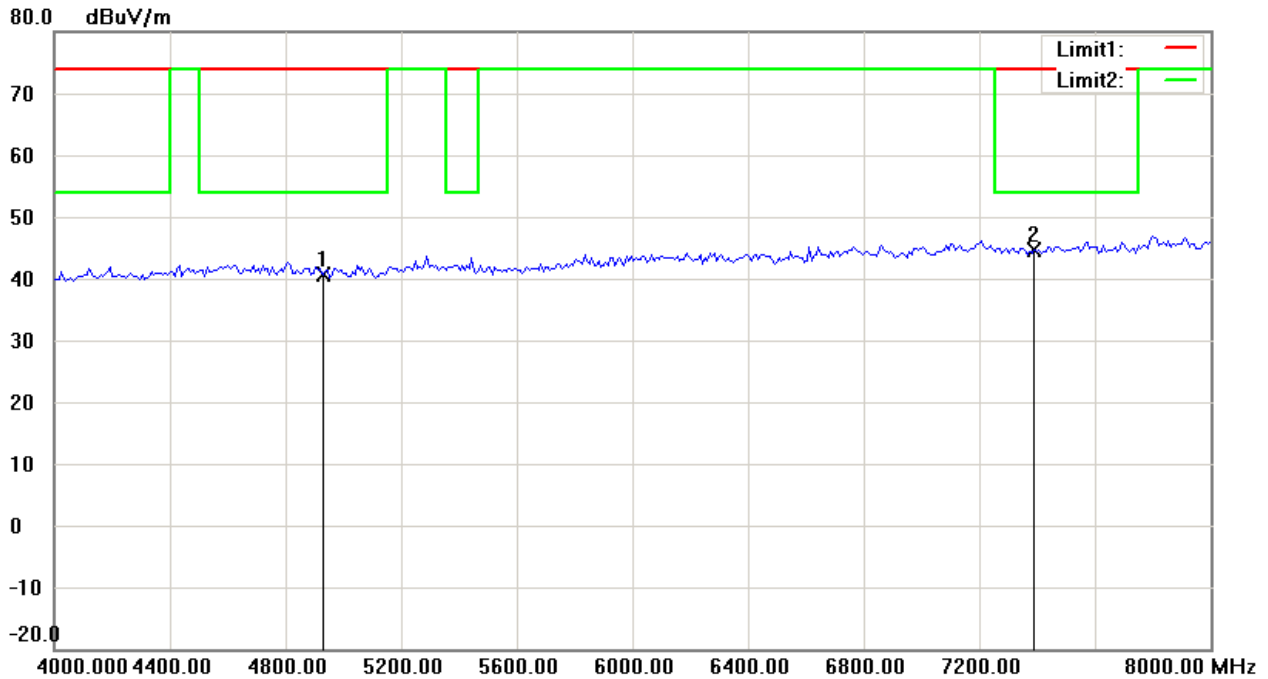


Note: Up Line: Peak Limit Line, Down Line: Ave Limit Line

- 1 The attached measurement plots are preliminarily pre-scanned with peak detector for determining the final checking frequencies and are for reference only.
- 2 The some frequencies may exceed the limit line without the specified detectors, but that cannot present the results are failed to the specification of test standard.
- 3 For corrected test results are listed in the relevant table of radiated test data of this test report.



Registration number: W6M21012-11105-C-1
FCC ID: T9J-RN171



Note: Up Line: Peak Limit Line, Down Line: Ave Limit Line

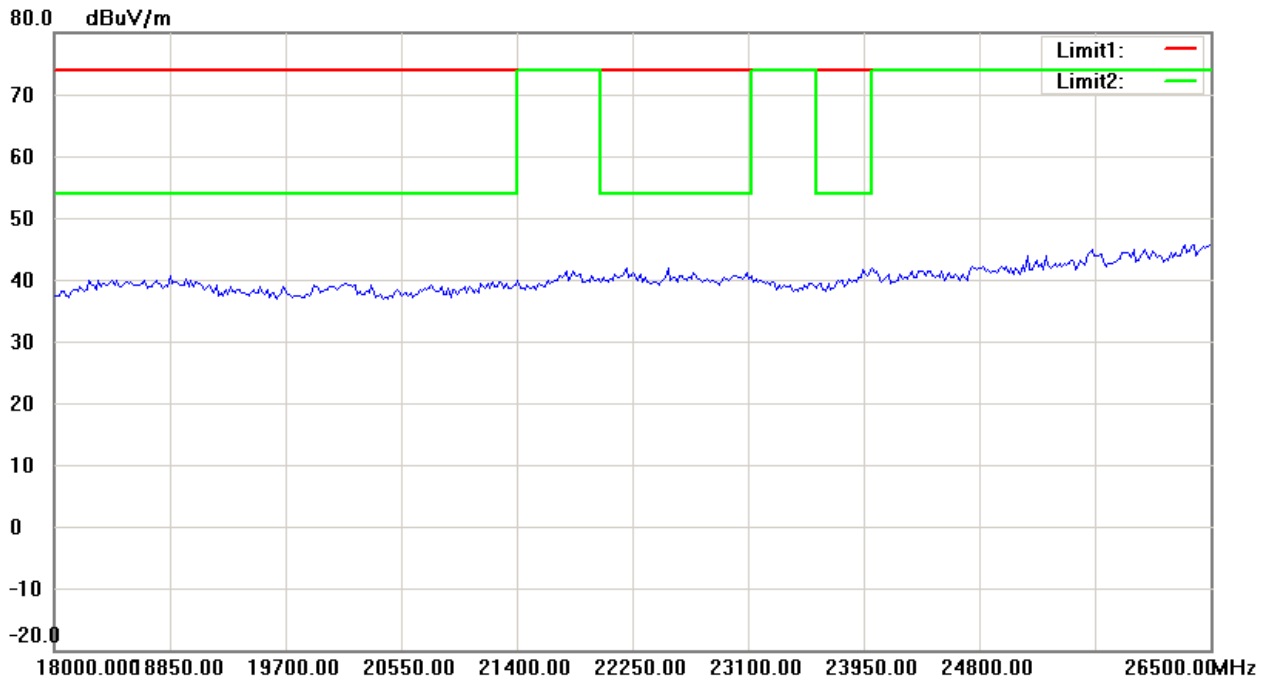
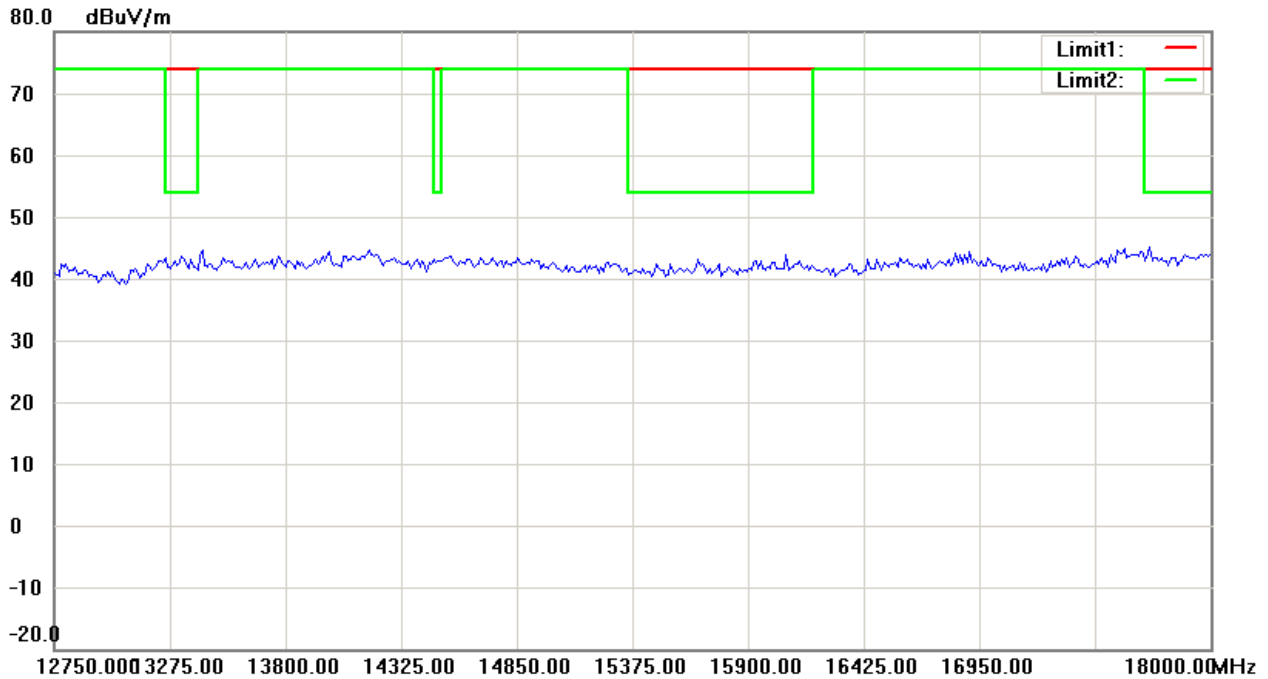
- 1 The attached measurement plots are preliminarily pre-scanned with peak detector for determining the final checking frequencies and are for reference only.
- 2 The some frequencies may exceed the limit line without the specified detectors, but that cannot present the results are failed to the specification of test standard.
- 3 For corrected test results are listed in the relevant table of radiated test data of this test report.



Worldwide Testing Services(Taiwan) Co., Ltd.

Registration number: W6M21012-11105-C-1

FCC ID: T9J-RN171



Note: Up Line: Peak Limit Line, Down Line: Ave Limit Line

- 1 The attached measurement plots are preliminarily pre-scanned with peak detector for determining the final checking frequencies and are for reference only.
- 2 The some frequencies may exceed the limit line without the specified detectors, but that cannot present the results are failed to the specification of test standard.
- 3 For corrected test results are listed in the relevant table of radiated test data of this test report.

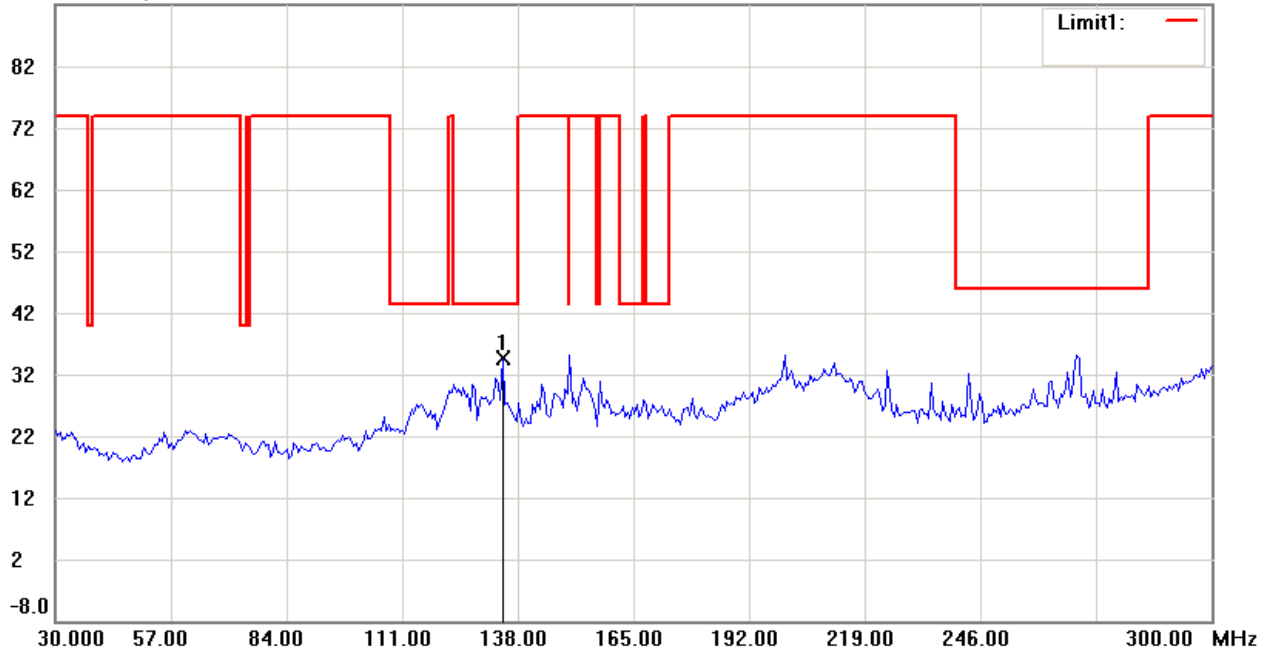


Worldwide Testing Services(Taiwan) Co., Ltd.

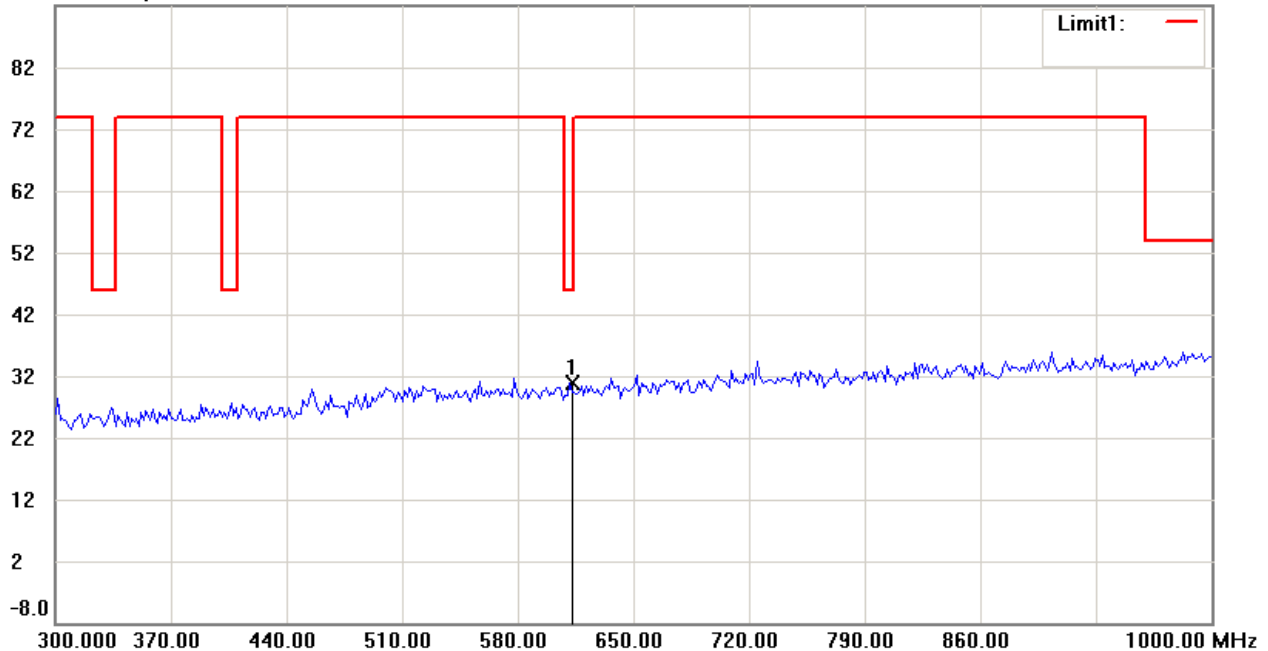
Registration number: W6M21012-11105-C-1
FCC ID: T9J-RN171

802.11g
Channel 1
Antenna Polarization H

92.0 dBuV/m



92.0 dBuV/m



Note: Up Line: Peak Limit Line, Down Line: Ave Limit Line

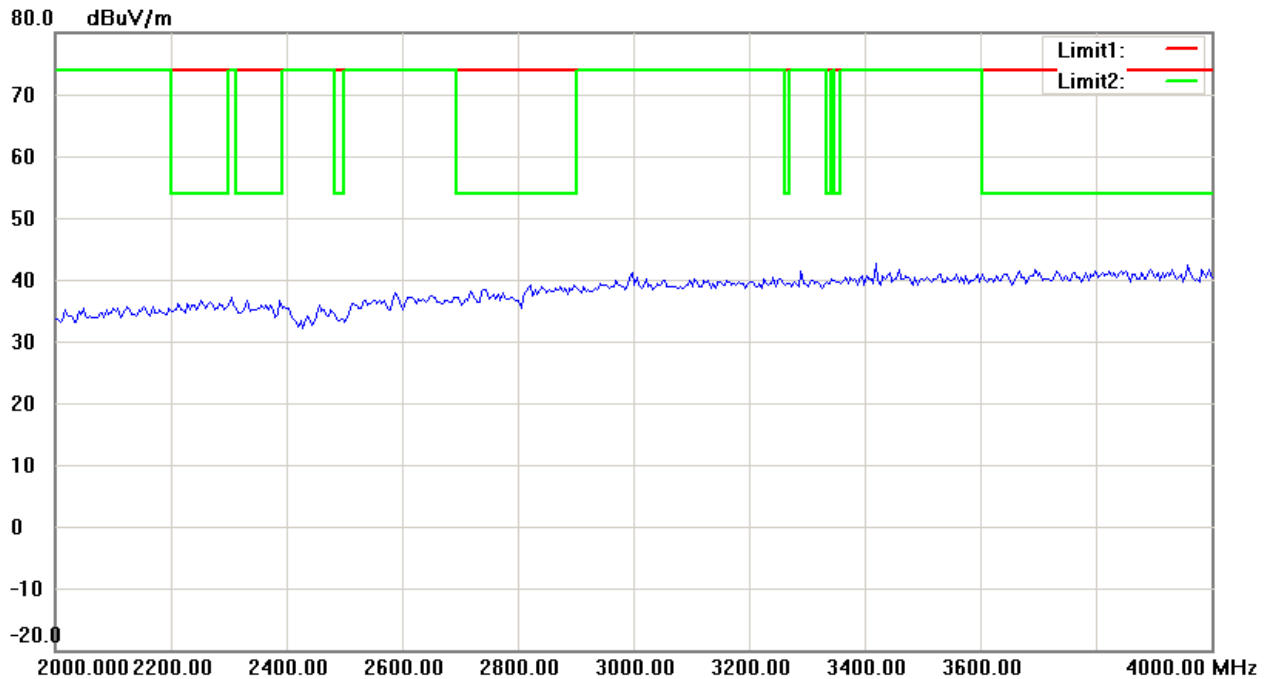
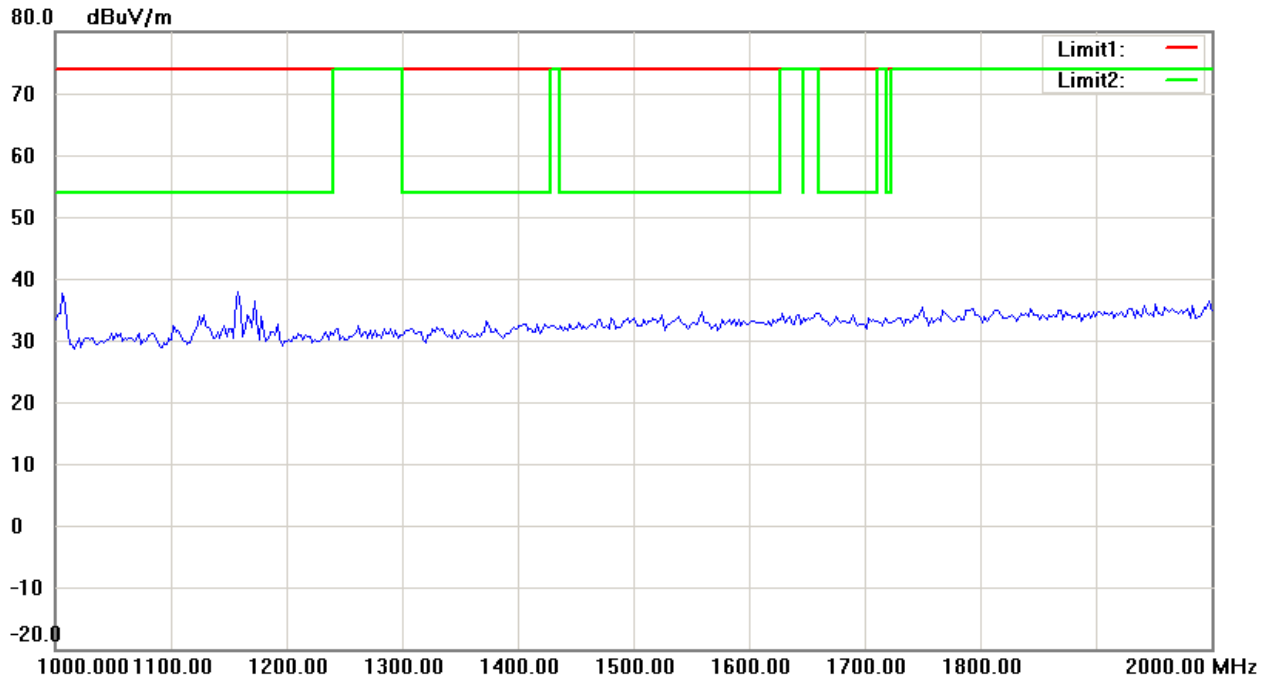
- 1 The attached measurement plots are preliminarily pre-scanned with peak detector for determining the final checking frequencies and are for reference only.
- 2 The some frequencies may exceed the limit line without the specified detectors, but that cannot present the results are failed to the specification of test standard.
- 3 For corrected test results are listed in the relevant table of radiated test data of this test report.



Worldwide Testing Services(Taiwan) Co., Ltd.

Registration number: W6M21012-11105-C-1

FCC ID: T9J-RN171

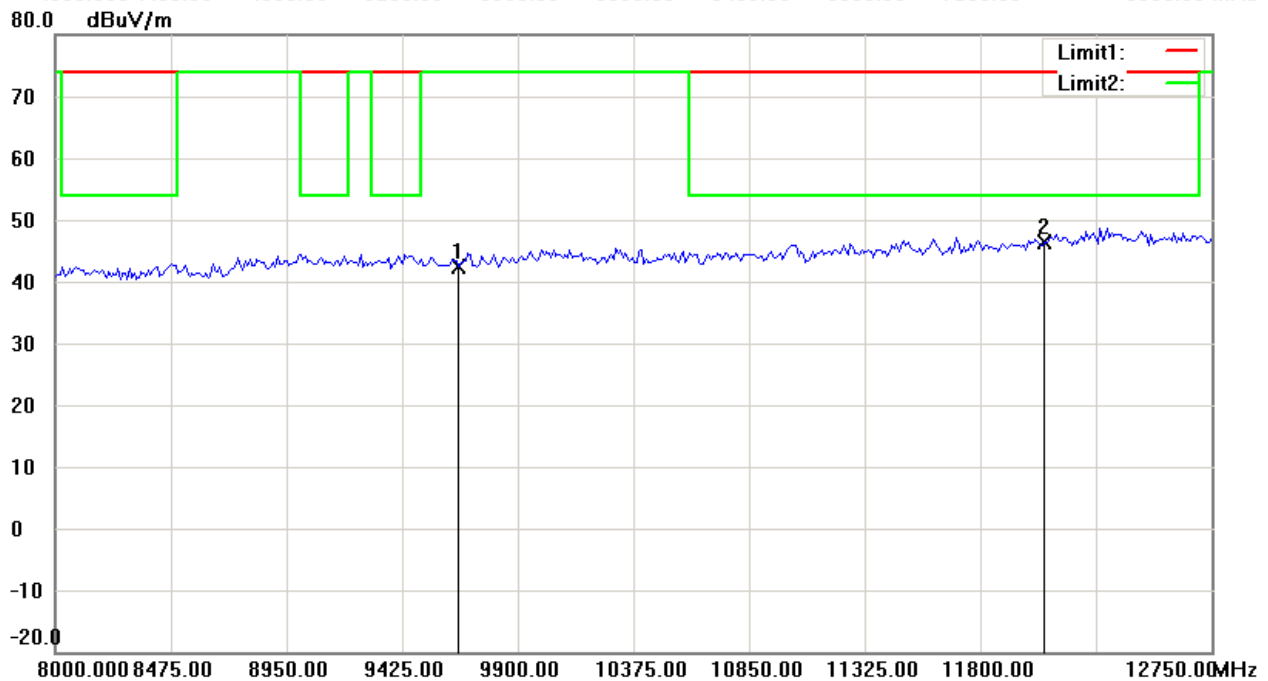
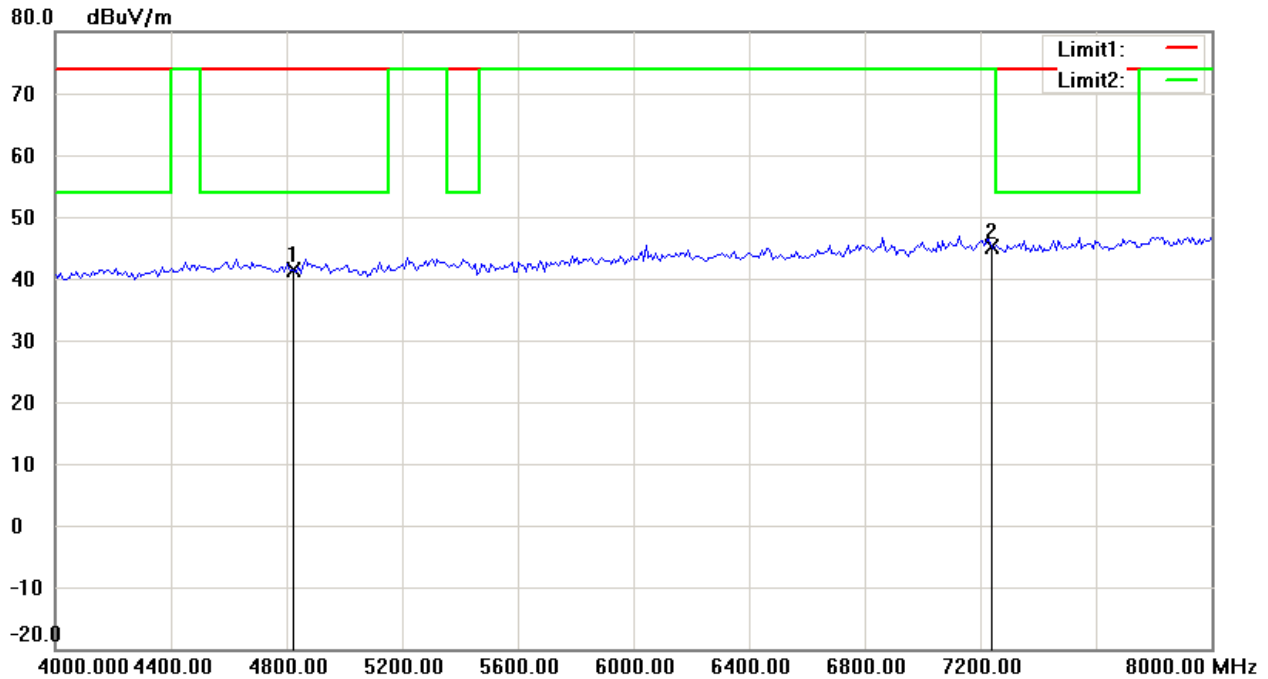


Note: Up Line: Peak Limit Line, Down Line: Ave Limit Line

- 1 The attached measurement plots are preliminarily pre-scanned with peak detector for determining the final checking frequencies and are for reference only.
- 2 The some frequencies may exceed the limit line without the specified detectors, but that cannot present the results are failed to the specification of test standard.
- 3 For corrected test results are listed in the relevant table of radiated test data of this test report.



Registration number: W6M21012-11105-C-1
FCC ID: T9J-RN171



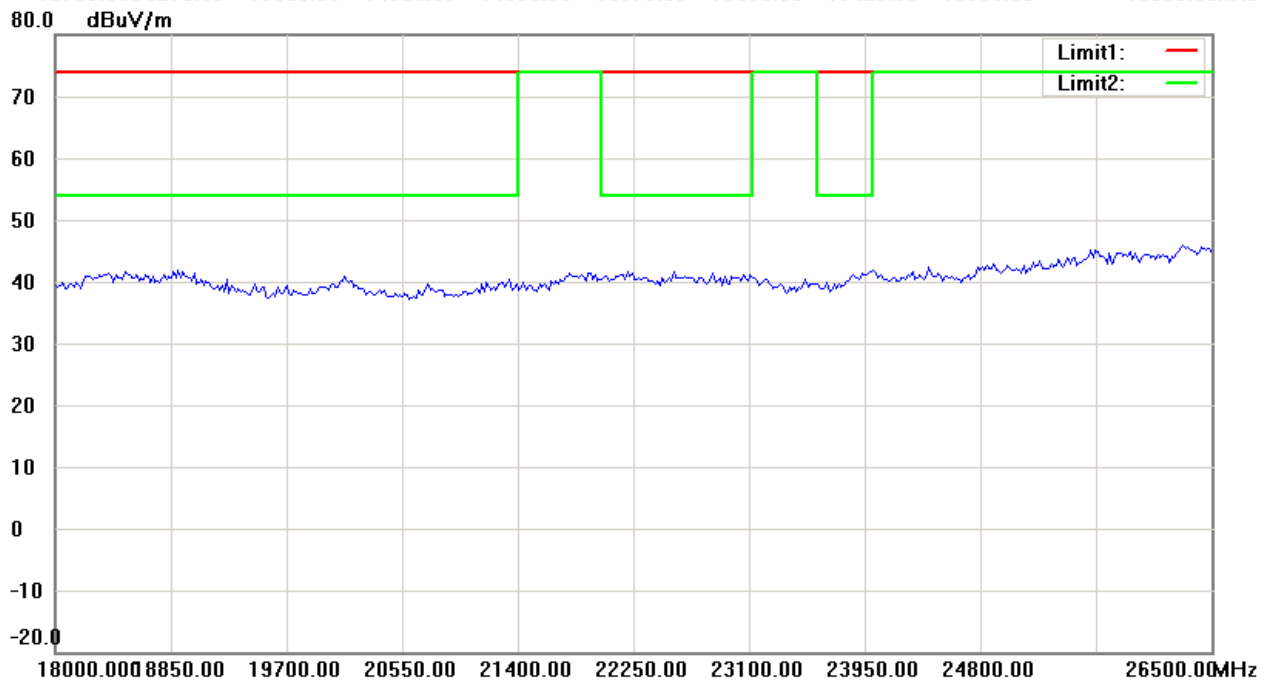
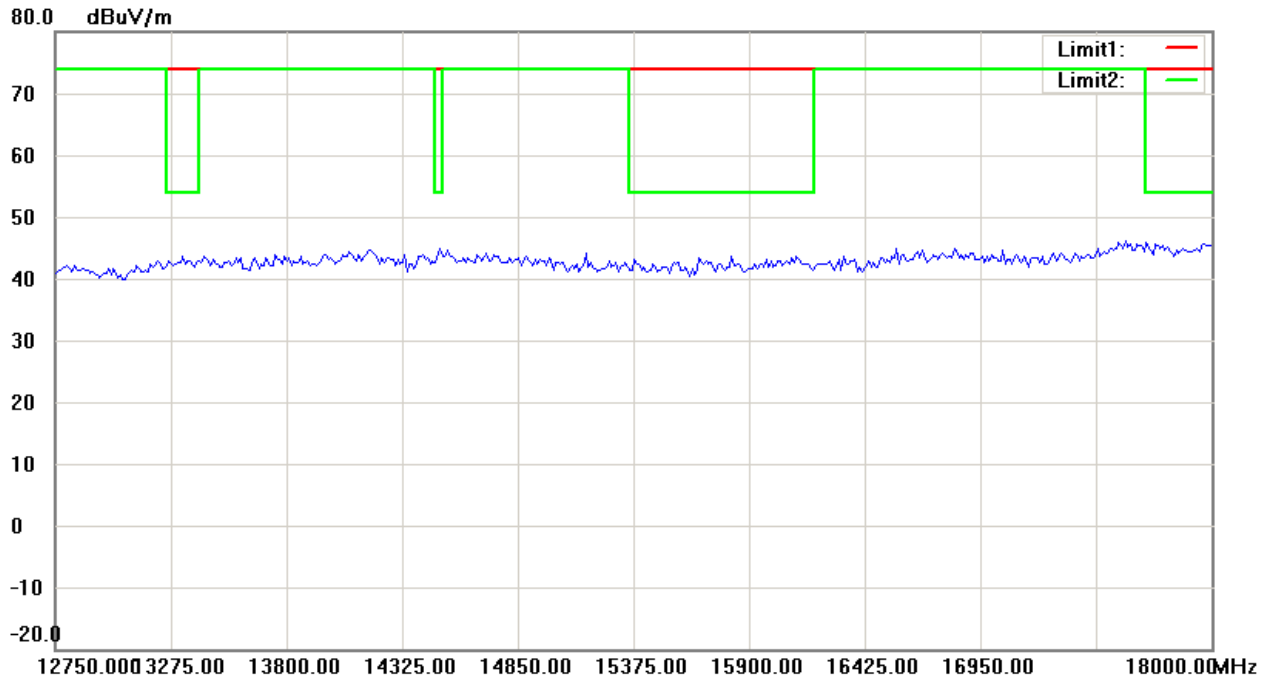
Note: Up Line: Peak Limit Line, Down Line: Ave Limit Line

- 1 The attached measurement plots are preliminarily pre-scanned with peak detector for determining the final checking frequencies and are for reference only.
- 2 The some frequencies may exceed the limit line without the specified detectors, but that cannot present the results are failed to the specification of test standard.
- 3 For corrected test results are listed in the relevant table of radiated test data of this test report.



Worldwide Testing Services(Taiwan) Co., Ltd.

Registration number: W6M21012-11105-C-1
FCC ID: T9J-RN171



Note: Up Line: Peak Limit Line, Down Line: Ave Limit Line

- 1 The attached measurement plots are preliminarily pre-scanned with peak detector for determining the final checking frequencies and are for reference only.
- 2 The some frequencies may exceed the limit line without the specified detectors, but that cannot present the results are failed to the specification of test standard.
- 3 For corrected test results are listed in the relevant table of radiated test data of this test report.



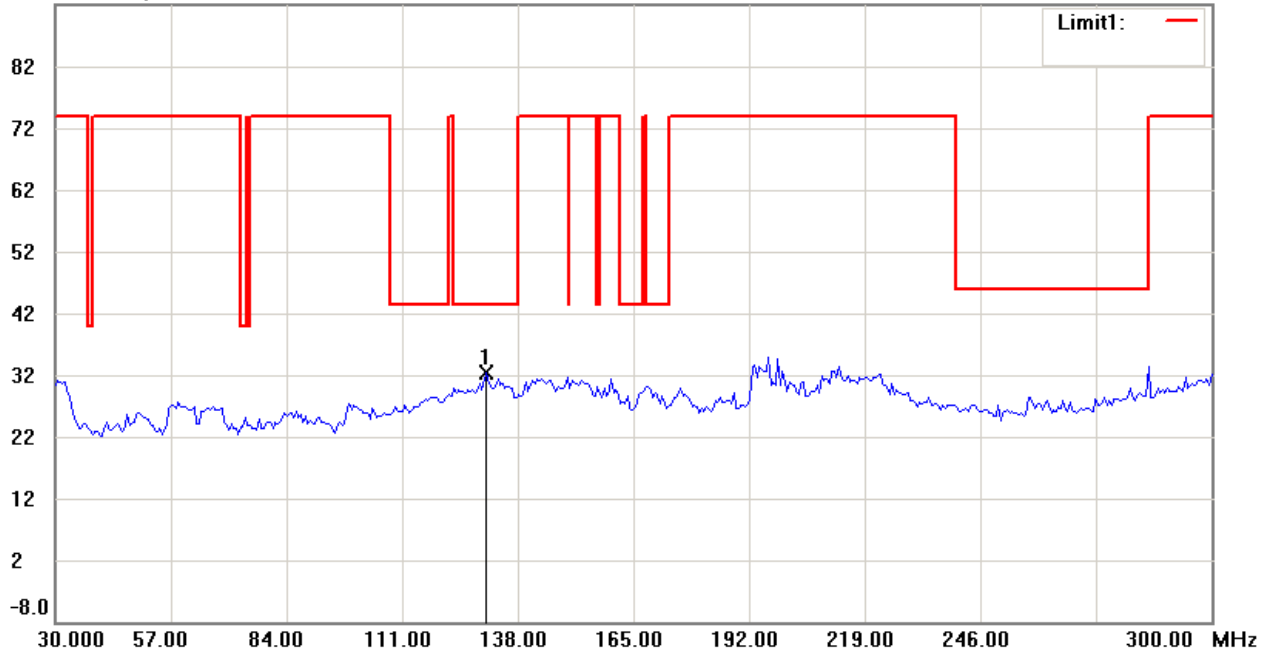
Worldwide Testing Services(Taiwan) Co., Ltd.

Registration number: W6M21012-11105-C-1

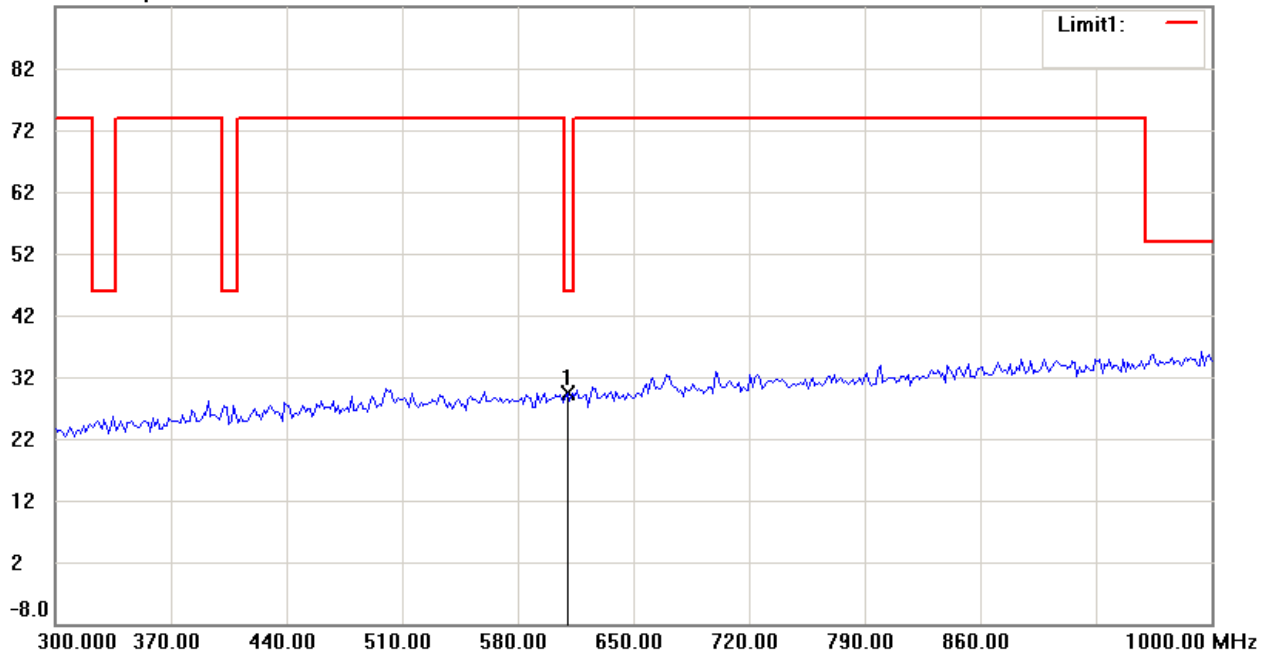
FCC ID: T9J-RN171

Antenna Polarization V

92.0 dBuV/m



92.0 dBuV/m



Note: Up Line: Peak Limit Line, Down Line: Ave Limit Line

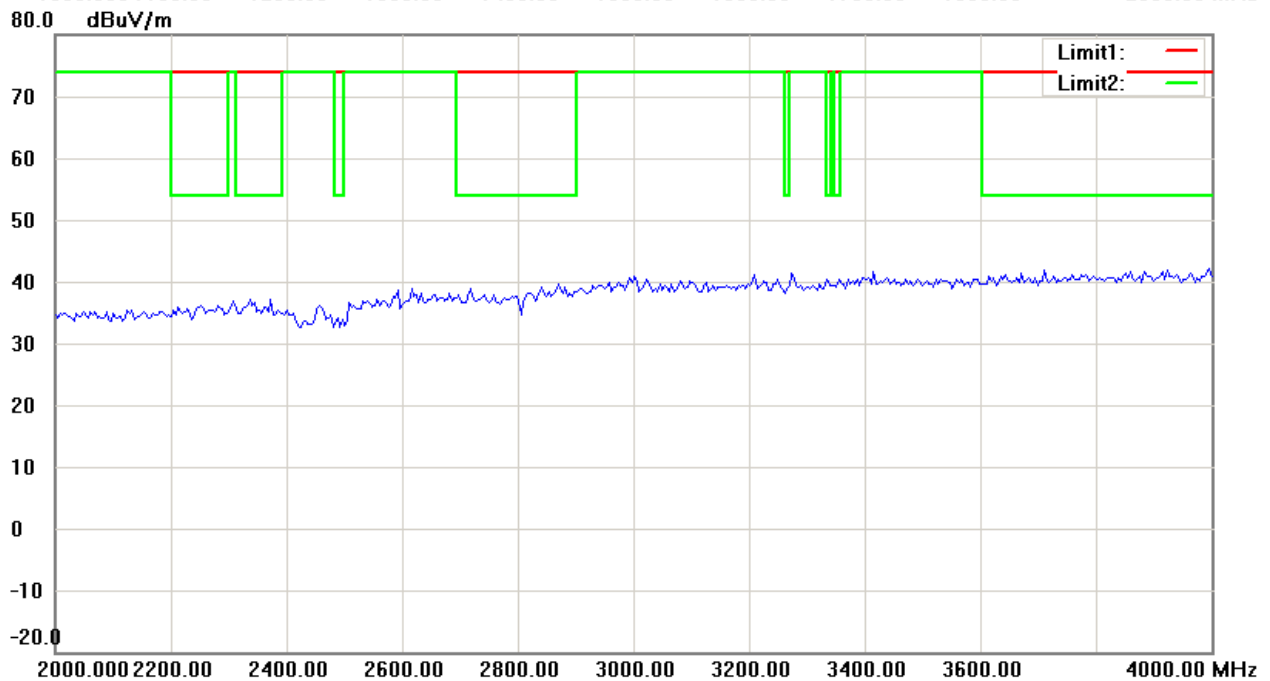
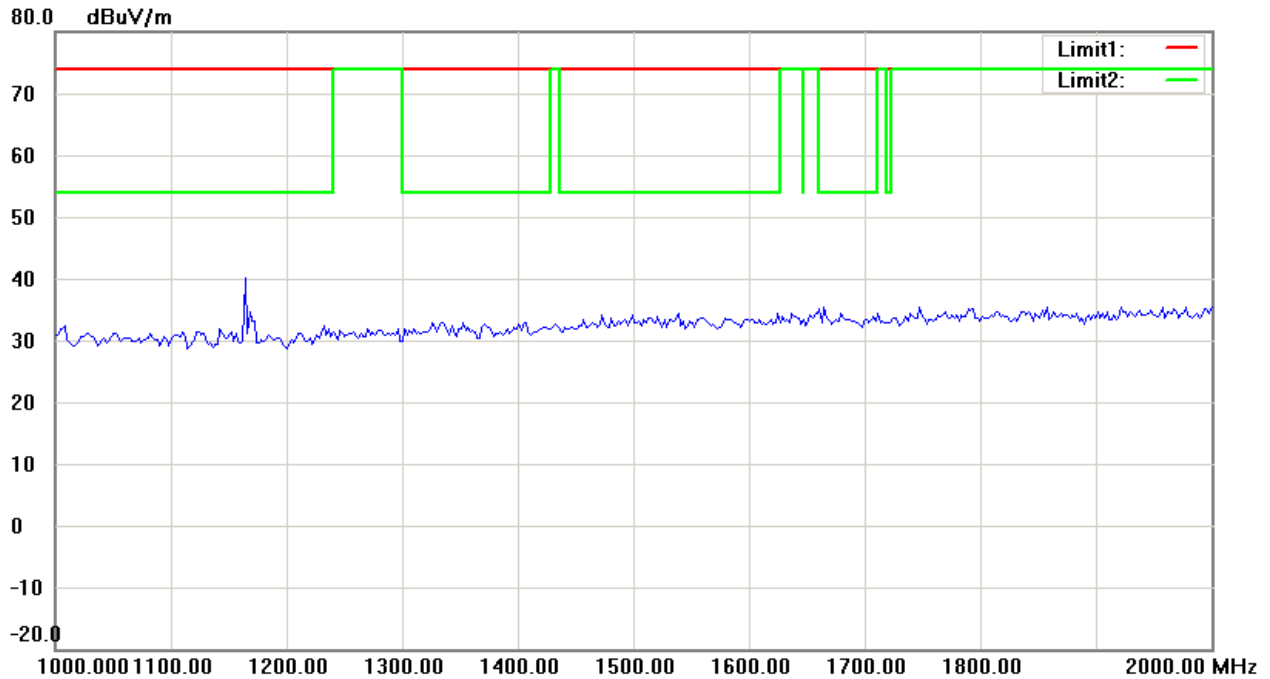
- 1 The attached measurement plots are preliminarily pre-scanned with peak detector for determining the final checking frequencies and are for reference only.
- 2 The some frequencies may exceed the limit line without the specified detectors, but that cannot present the results are failed to the specification of test standard.
- 3 For corrected test results are listed in the relevant table of radiated test data of this test report.



Worldwide Testing Services(Taiwan) Co., Ltd.

Registration number: W6M21012-11105-C-1

FCC ID: T9J-RN171



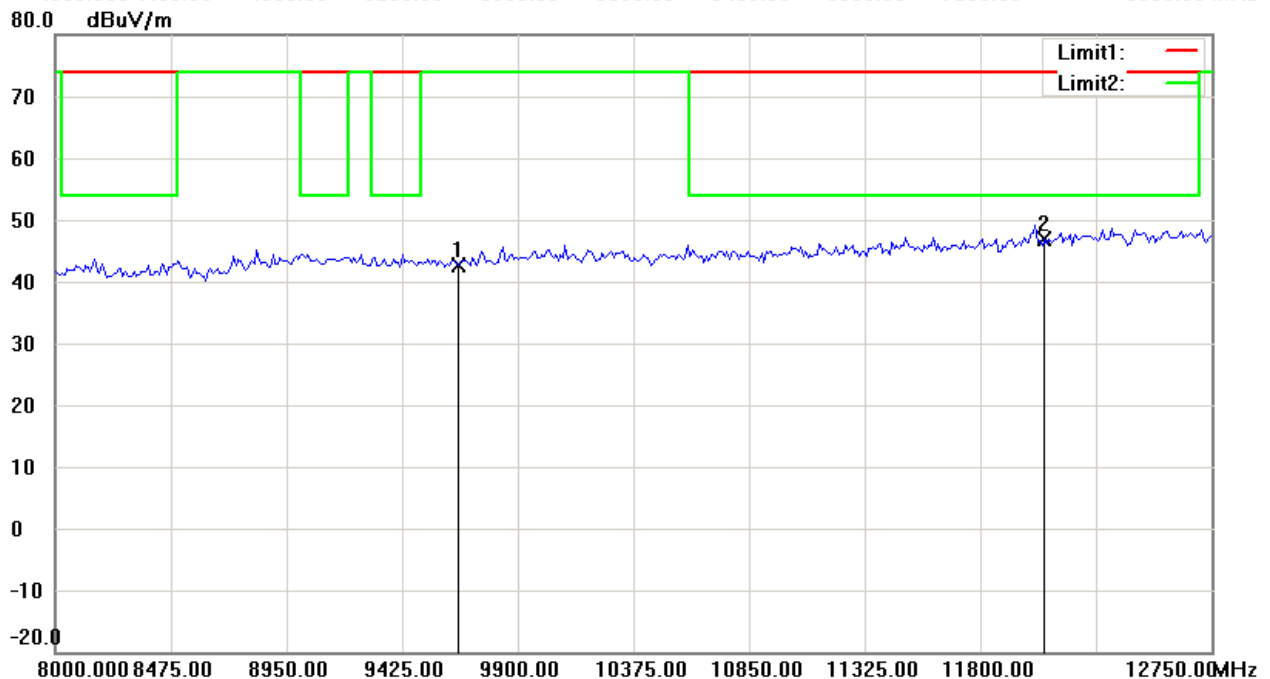
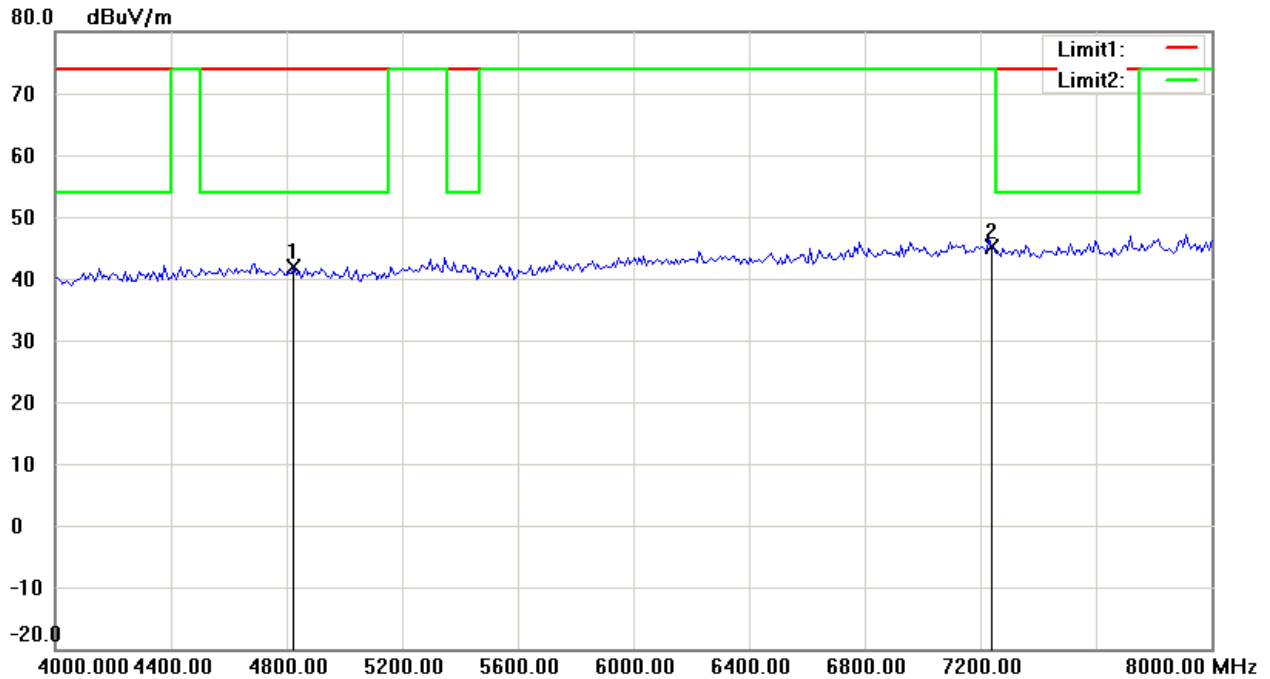
Note: Up Line: Peak Limit Line, Down Line: Ave Limit Line

- 1 The attached measurement plots are preliminarily pre-scanned with peak detector for determining the final checking frequencies and are for reference only.
- 2 The some frequencies may exceed the limit line without the specified detectors, but that cannot present the results are failed to the specification of test standard.
- 3 For corrected test results are listed in the relevant table of radiated test data of this test report.



Worldwide Testing Services(Taiwan) Co., Ltd.

Registration number: W6M21012-11105-C-1
FCC ID: T9J-RN171



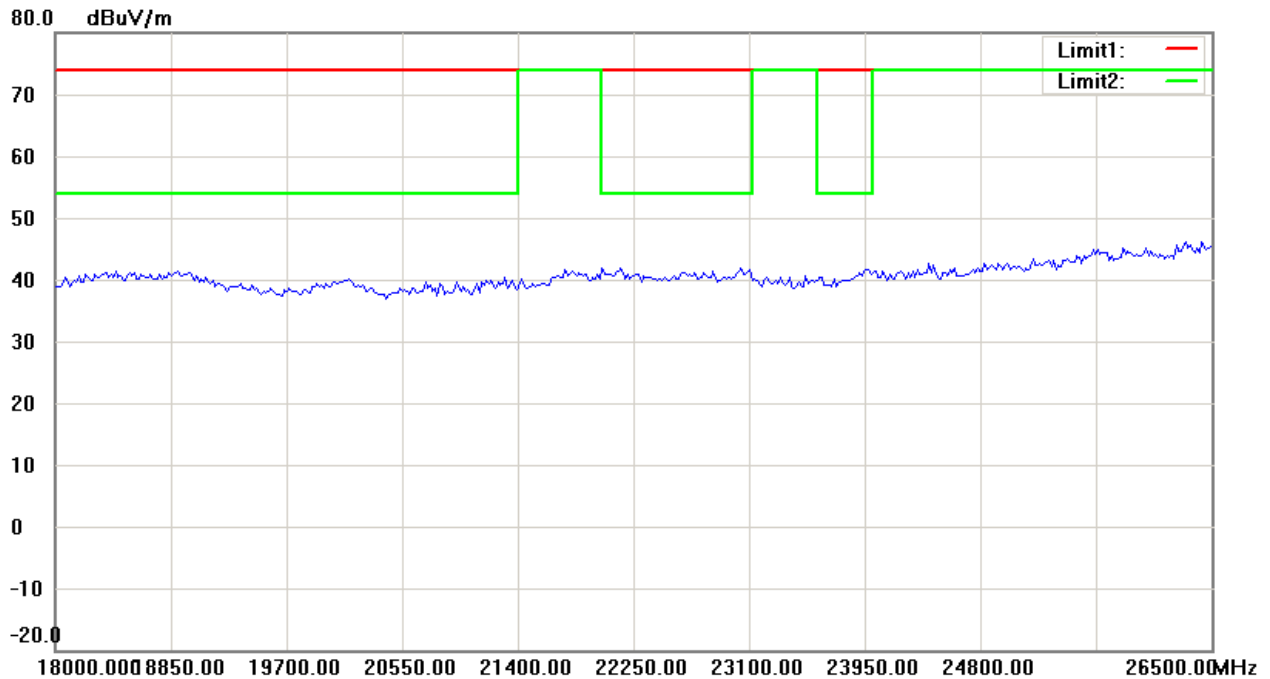
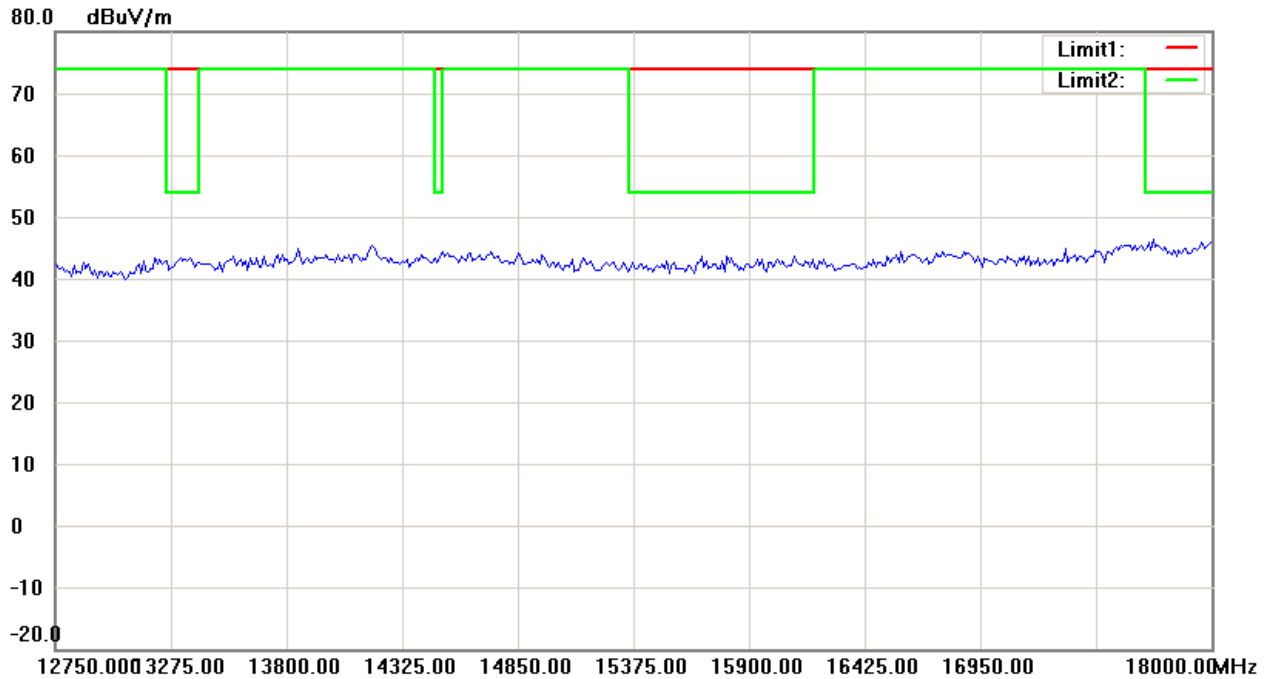
Note: Up Line: Peak Limit Line, Down Line: Ave Limit Line

- 1 The attached measurement plots are preliminarily pre-scanned with peak detector for determining the final checking frequencies and are for reference only.
- 2 The some frequencies may exceed the limit line without the specified detectors, but that cannot present the results are failed to the specification of test standard.
- 3 For corrected test results are listed in the relevant table of radiated test data of this test report.



Worldwide Testing Services(Taiwan) Co., Ltd.

Registration number: W6M21012-11105-C-1
FCC ID: T9J-RN171



Note: Up Line: Peak Limit Line, Down Line: Ave Limit Line

- 1 The attached measurement plots are preliminarily pre-scanned with peak detector for determining the final checking frequencies and are for reference only.
- 2 The some frequencies may exceed the limit line without the specified detectors, but that cannot present the results are failed to the specification of test standard.
- 3 For corrected test results are listed in the relevant table of radiated test data of this test report.



Worldwide Testing Services(Taiwan) Co., Ltd.

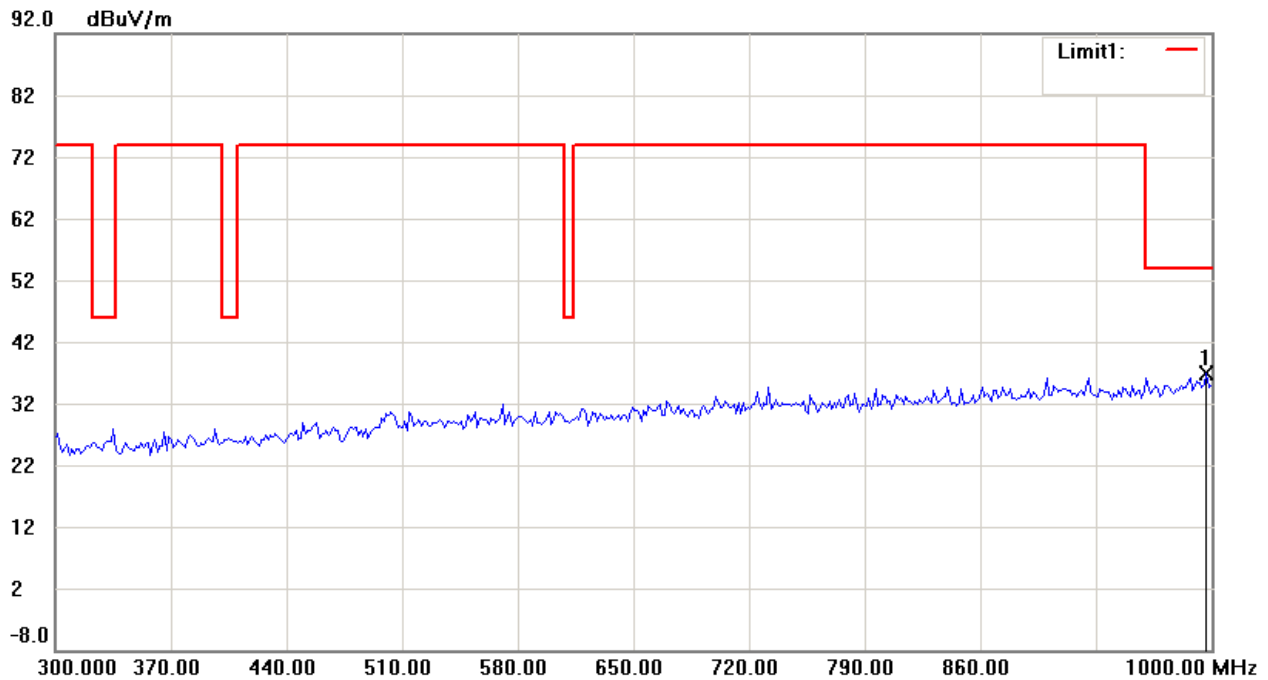
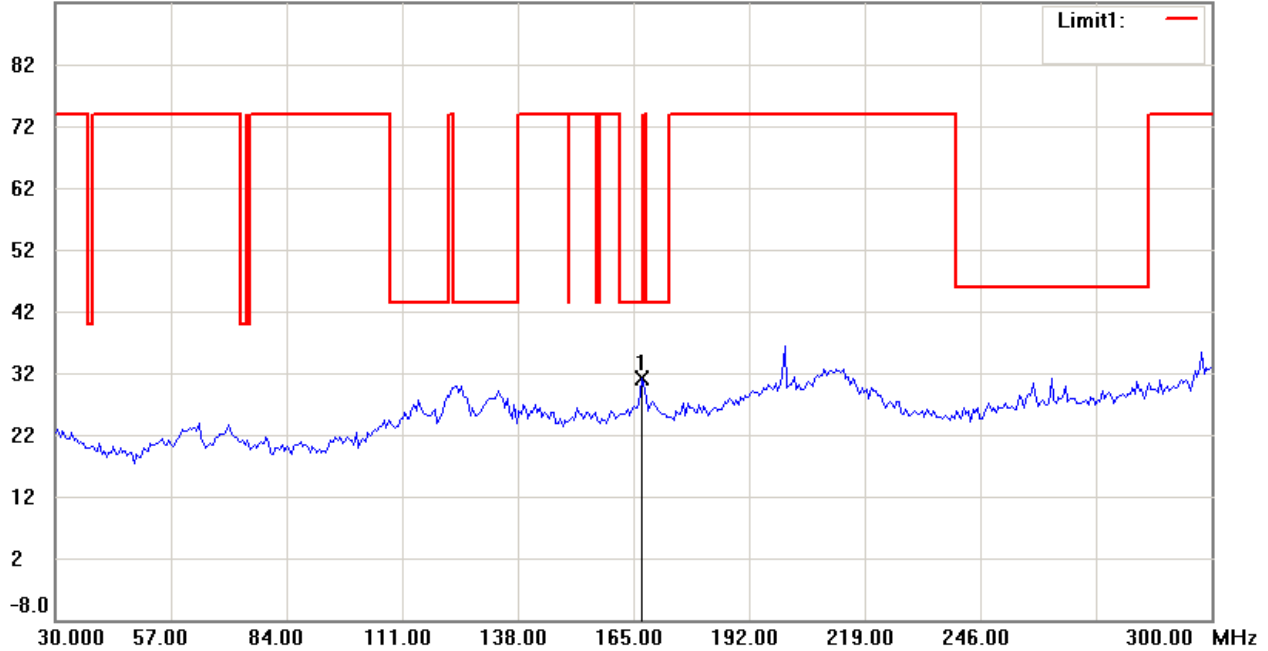
Registration number: W6M21012-11105-C-1

FCC ID: T9J-RN171

Channel 6

Antenna Polarization H

92.0 dBuV/m



Note: Up Line: Peak Limit Line, Down Line: Ave Limit Line

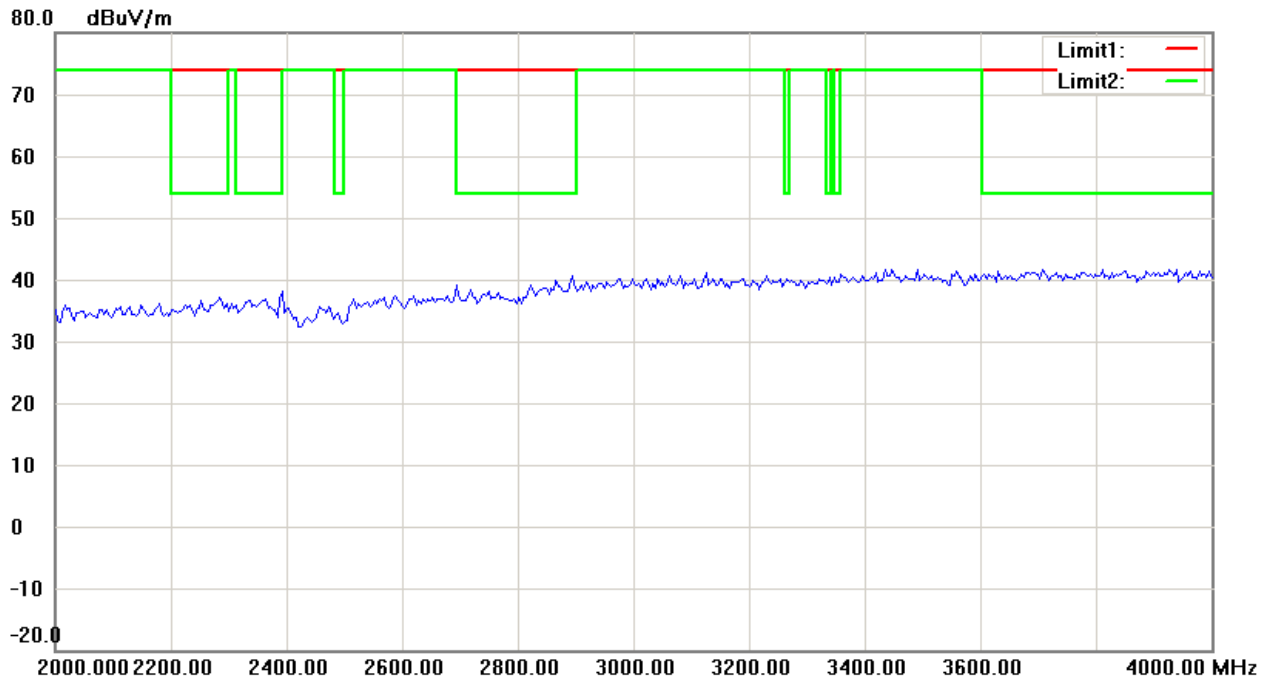
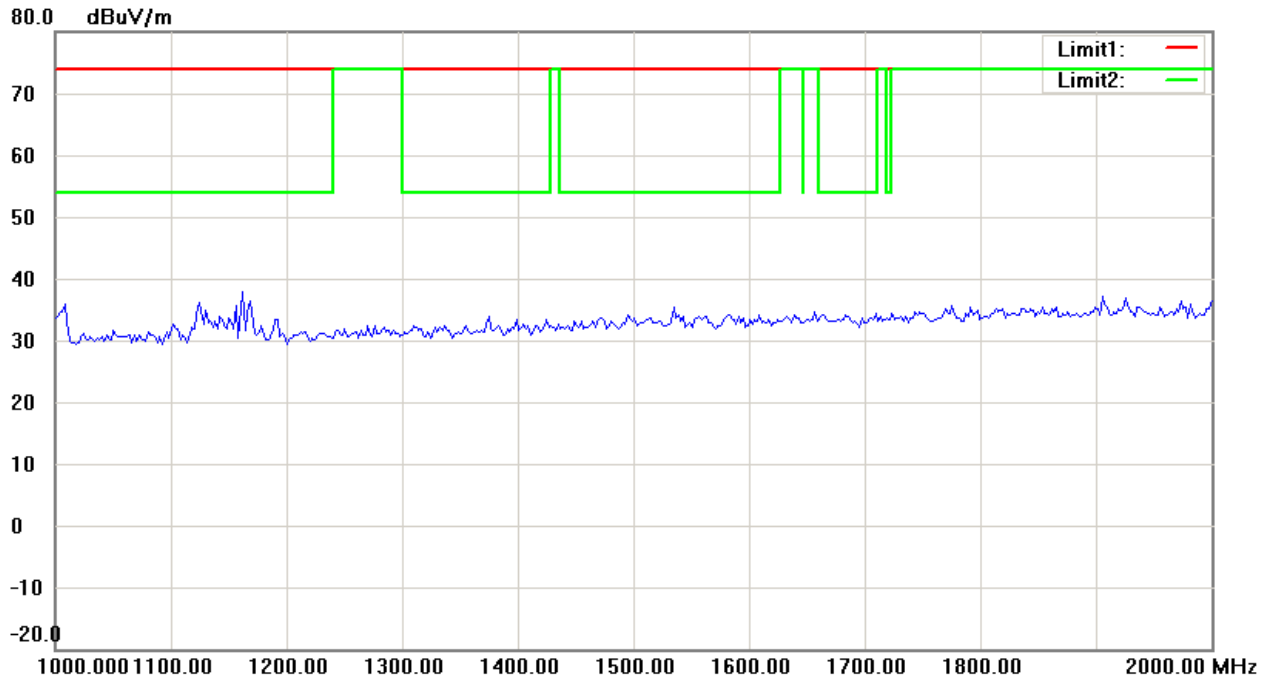
- 1 The attached measurement plots are preliminarily pre-scanned with peak detector for determining the final checking frequencies and are for reference only.
- 2 The some frequencies may exceed the limit line without the specified detectors, but that cannot present the results are failed to the specification of test standard.
- 3 For corrected test results are listed in the relevant table of radiated test data of this test report.



Worldwide Testing Services(Taiwan) Co., Ltd.

Registration number: W6M21012-11105-C-1

FCC ID: T9J-RN171



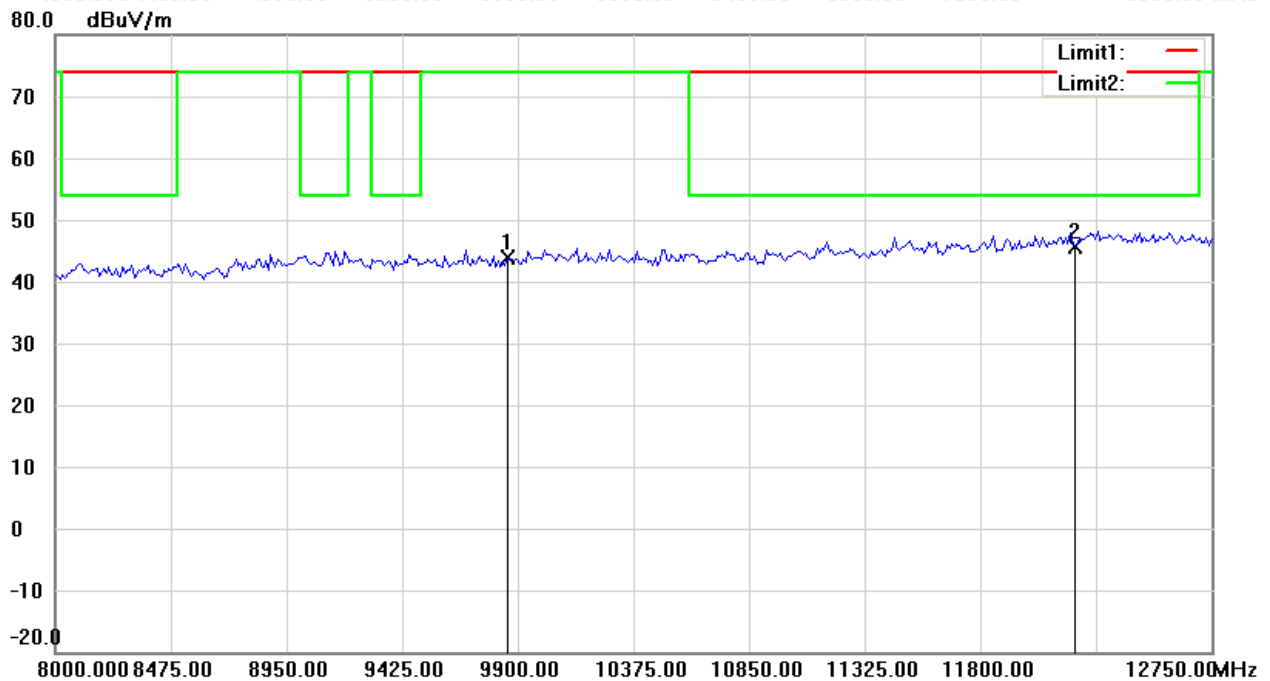
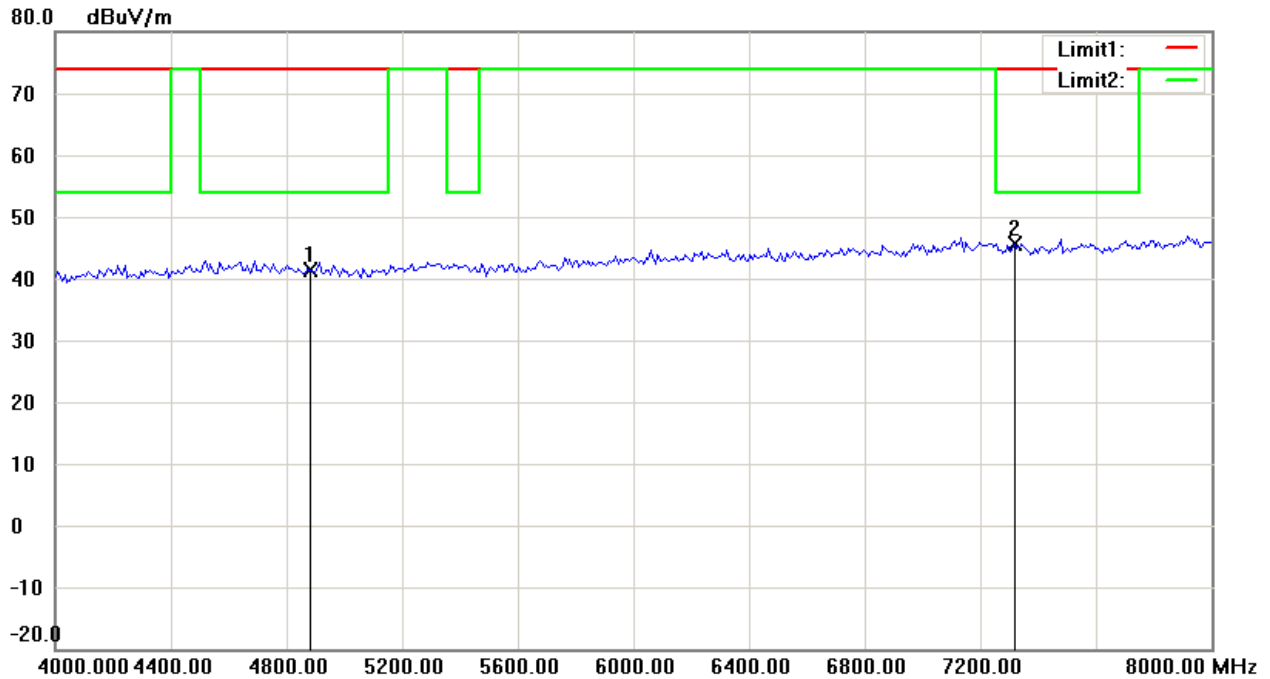
Note: Up Line: Peak Limit Line, Down Line: Ave Limit Line

- 1 The attached measurement plots are preliminarily pre-scanned with peak detector for determining the final checking frequencies and are for reference only.
- 2 The some frequencies may exceed the limit line without the specified detectors, but that cannot present the results are failed to the specification of test standard.
- 3 For corrected test results are listed in the relevant table of radiated test data of this test report.



Worldwide Testing Services(Taiwan) Co., Ltd.

Registration number: W6M21012-11105-C-1
FCC ID: T9J-RN171



Note: Up Line: Peak Limit Line, Down Line: Ave Limit Line

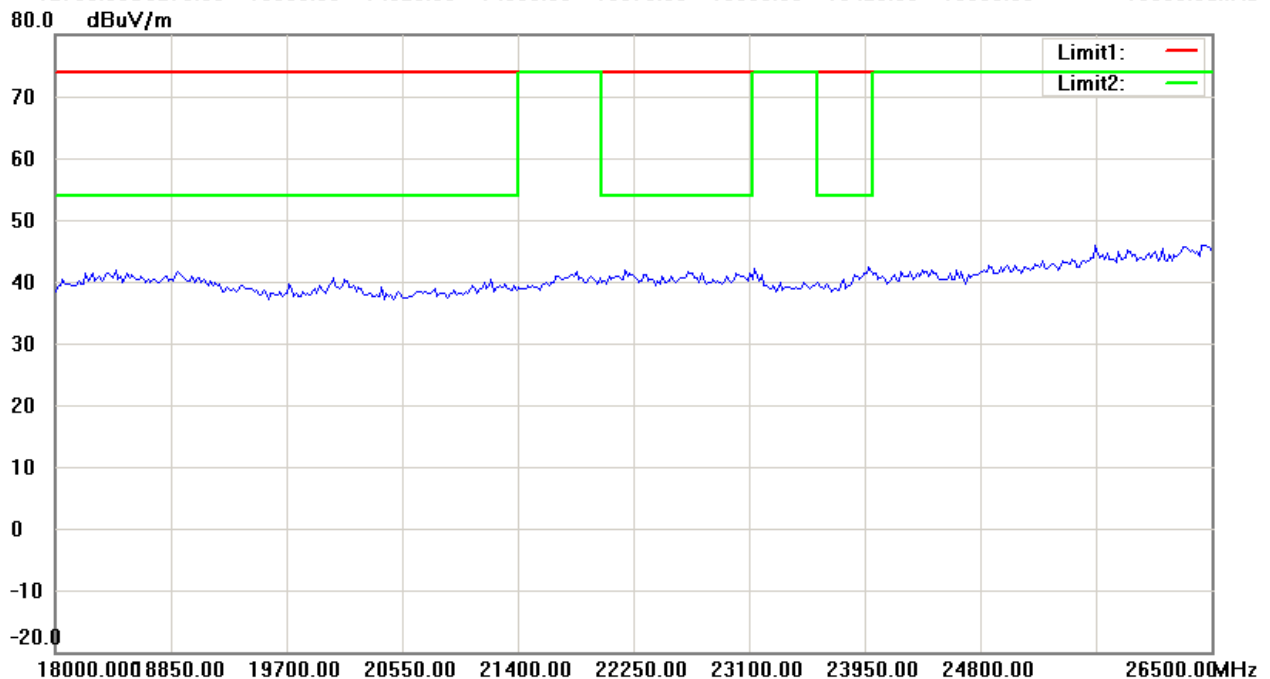
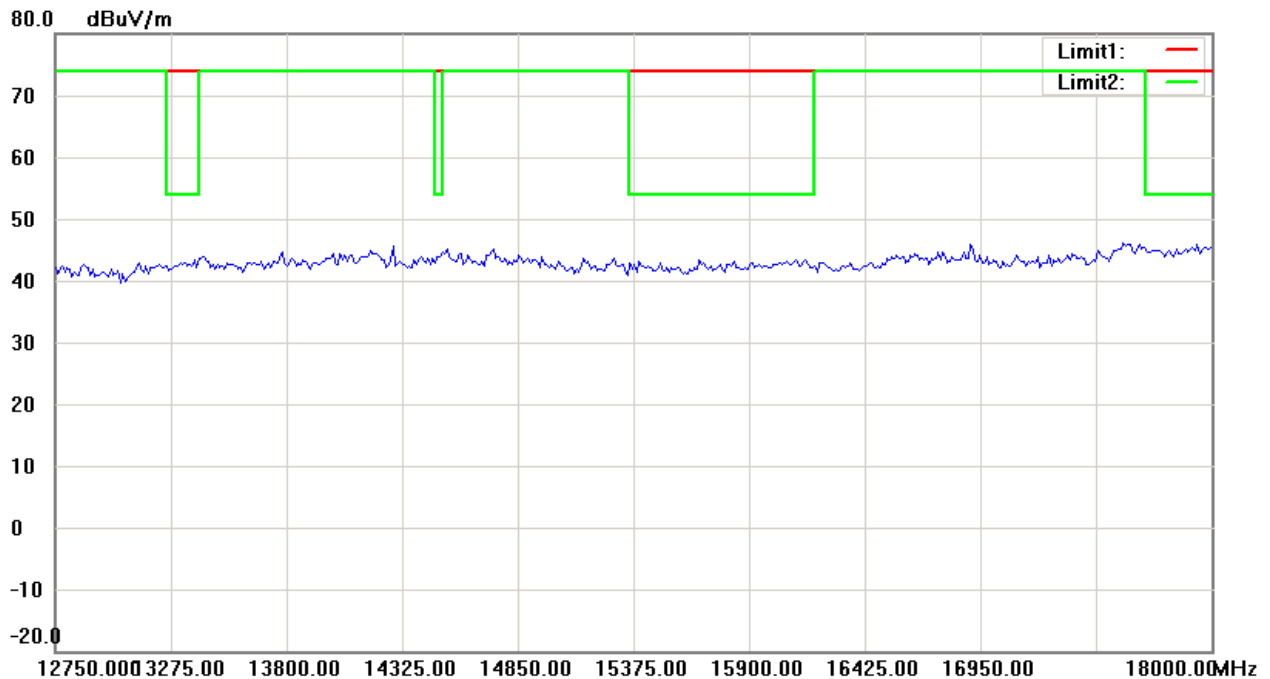
- 1 The attached measurement plots are preliminarily pre-scanned with peak detector for determining the final checking frequencies and are for reference only.
- 2 The some frequencies may exceed the limit line without the specified detectors, but that cannot present the results are failed to the specification of test standard.
- 3 For corrected test results are listed in the relevant table of radiated test data of this test report.



Worldwide Testing Services(Taiwan) Co., Ltd.

Registration number: W6M21012-11105-C-1

FCC ID: T9J-RN171



Note: Up Line: Peak Limit Line, Down Line: Ave Limit Line

- 1 The attached measurement plots are preliminarily pre-scanned with peak detector for determining the final checking frequencies and are for reference only.
- 2 The some frequencies may exceed the limit line without the specified detectors, but that cannot present the results are failed to the specification of test standard.
- 3 For corrected test results are listed in the relevant table of radiated test data of this test report.



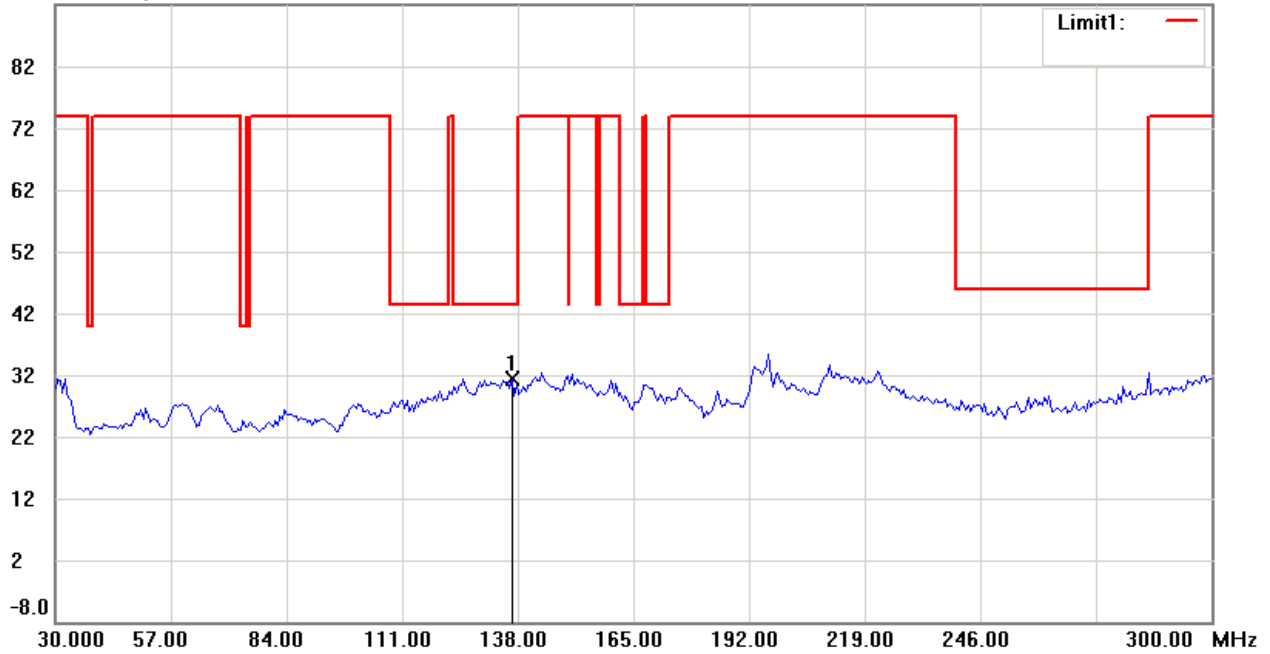
Worldwide Testing Services(Taiwan) Co., Ltd.

Registration number: W6M21012-11105-C-1

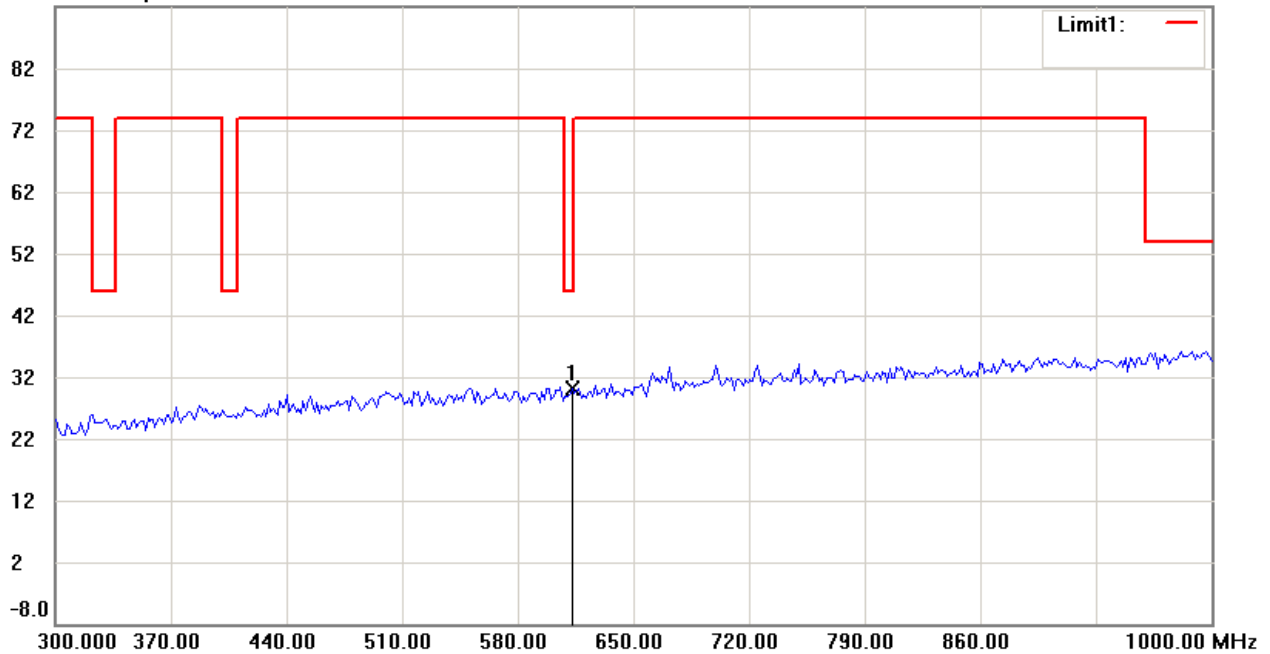
FCC ID: T9J-RN171

Antenna Polarization V

92.0 dBuV/m



92.0 dBuV/m



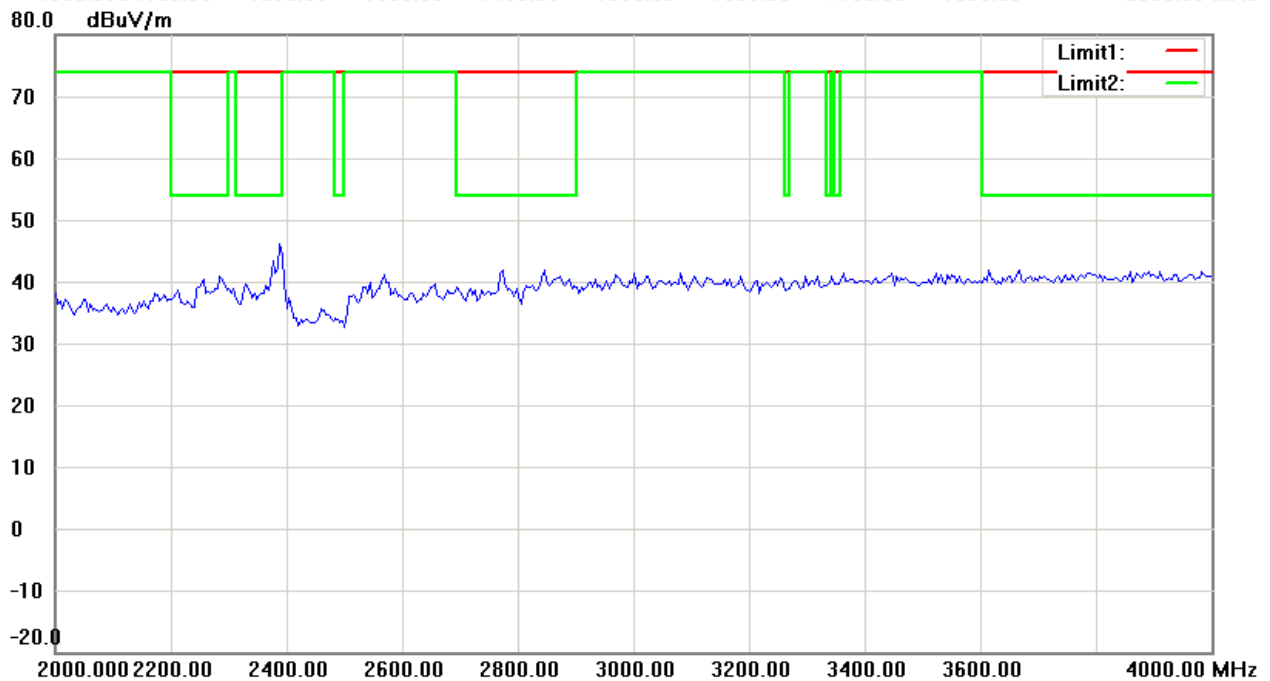
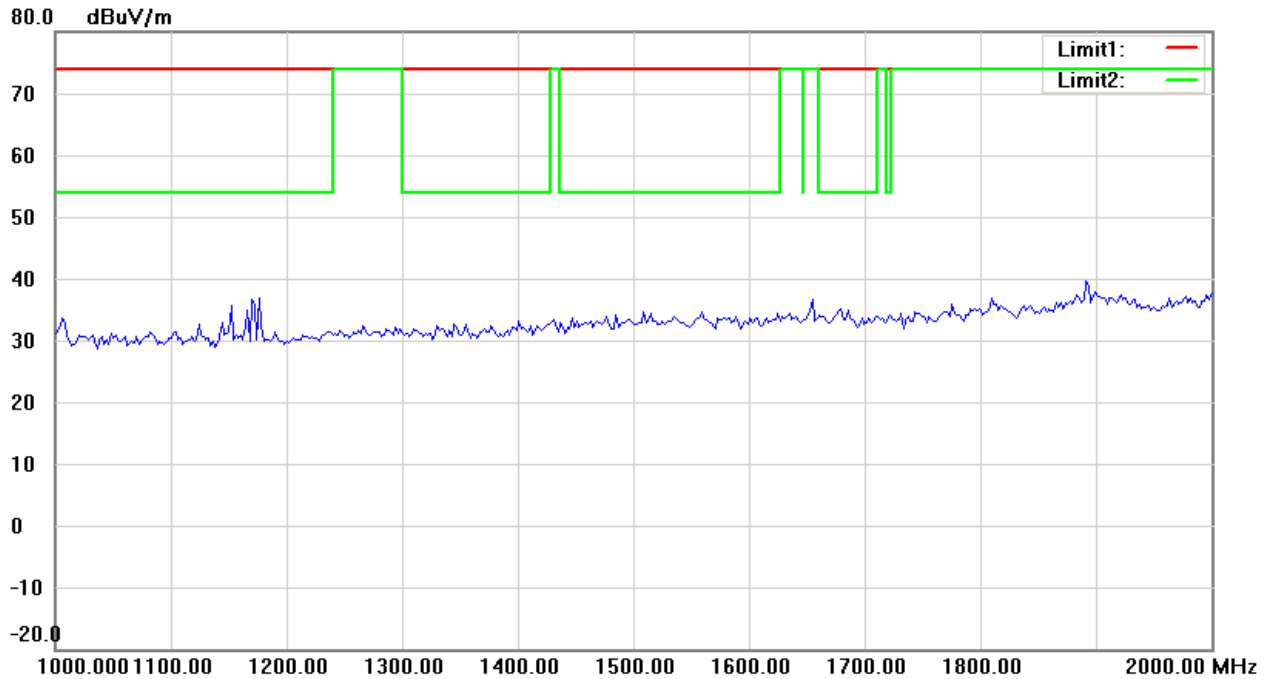
Note: Up Line: Peak Limit Line, Down Line: Ave Limit Line

- 1 The attached measurement plots are preliminarily pre-scanned with peak detector for determining the final checking frequencies and are for reference only.
- 2 The some frequencies may exceed the limit line without the specified detectors, but that cannot present the results are failed to the specification of test standard.
- 3 For corrected test results are listed in the relevant table of radiated test data of this test report.



Worldwide Testing Services(Taiwan) Co., Ltd.

Registration number: W6M21012-11105-C-1
FCC ID: T9J-RN171



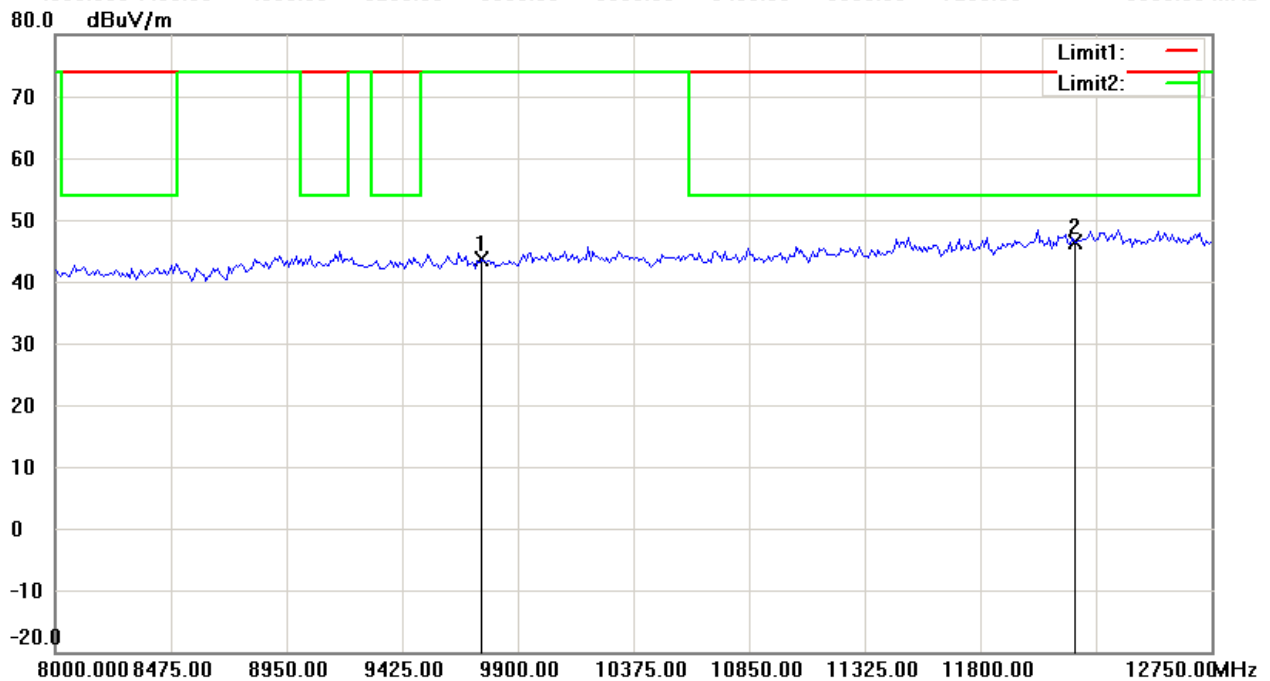
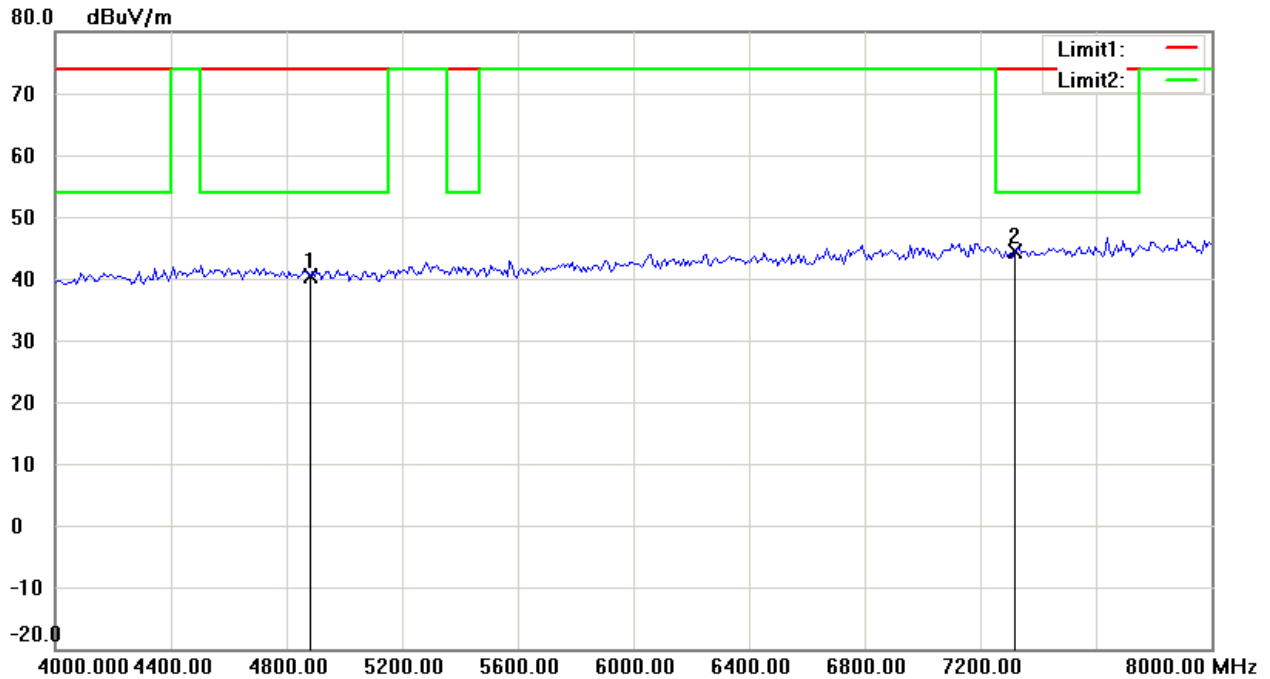
Note: Up Line: Peak Limit Line, Down Line: Ave Limit Line

- 1 The attached measurement plots are preliminarily pre-scanned with peak detector for determining the final checking frequencies and are for reference only.
- 2 The some frequencies may exceed the limit line without the specified detectors, but that cannot present the results are failed to the specification of test standard.
- 3 For corrected test results are listed in the relevant table of radiated test data of this test report.



Worldwide Testing Services(Taiwan) Co., Ltd.

Registration number: W6M21012-11105-C-1
FCC ID: T9J-RN171



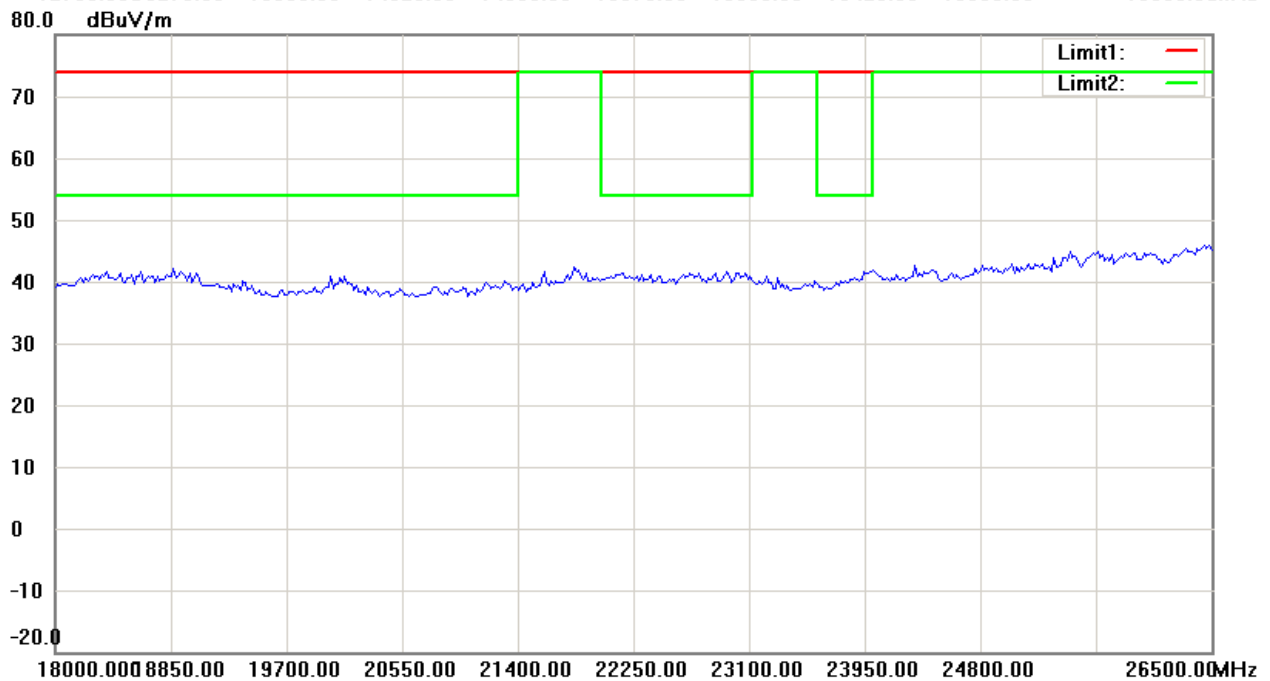
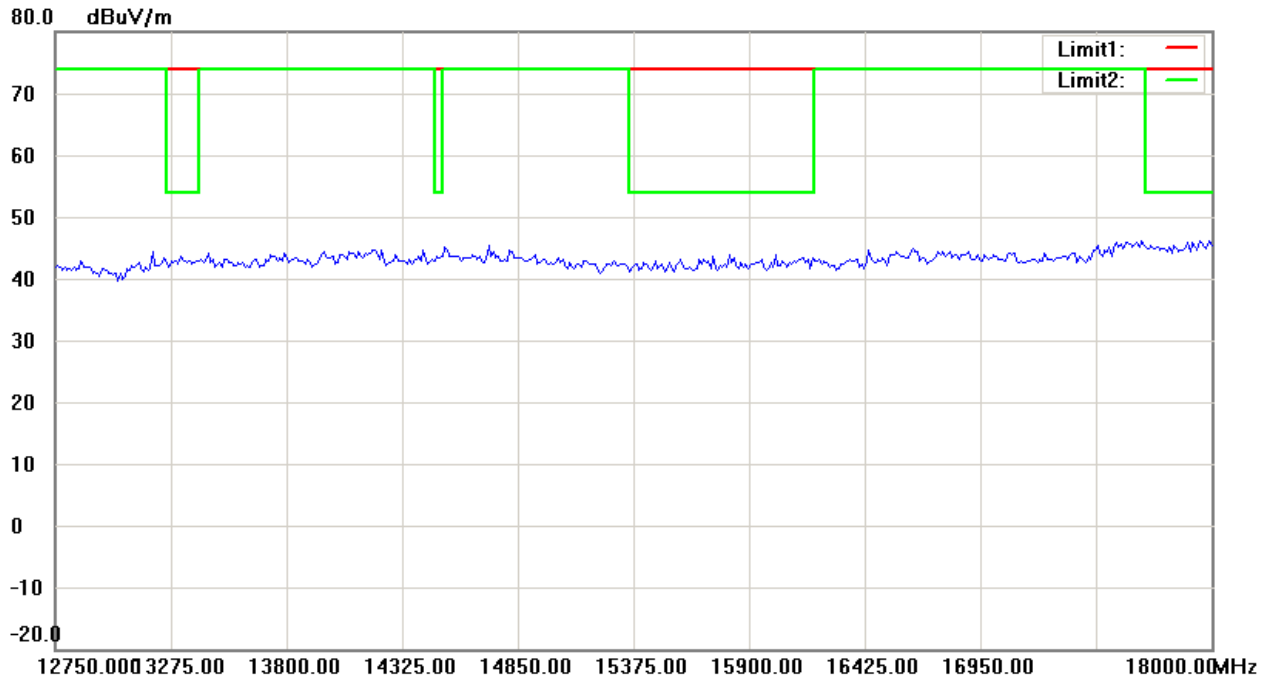
Note: Up Line: Peak Limit Line, Down Line: Ave Limit Line

- 1 The attached measurement plots are preliminarily pre-scanned with peak detector for determining the final checking frequencies and are for reference only.
- 2 The some frequencies may exceed the limit line without the specified detectors, but that cannot present the results are failed to the specification of test standard.
- 3 For corrected test results are listed in the relevant table of radiated test data of this test report.



Worldwide Testing Services(Taiwan) Co., Ltd.

Registration number: W6M21012-11105-C-1
FCC ID: T9J-RN171



Note: Up Line: Peak Limit Line, Down Line: Ave Limit Line

- 1 The attached measurement plots are preliminarily pre-scanned with peak detector for determining the final checking frequencies and are for reference only.
- 2 The some frequencies may exceed the limit line without the specified detectors, but that cannot present the results are failed to the specification of test standard.
- 3 For corrected test results are listed in the relevant table of radiated test data of this test report.



Worldwide Testing Services(Taiwan) Co., Ltd.

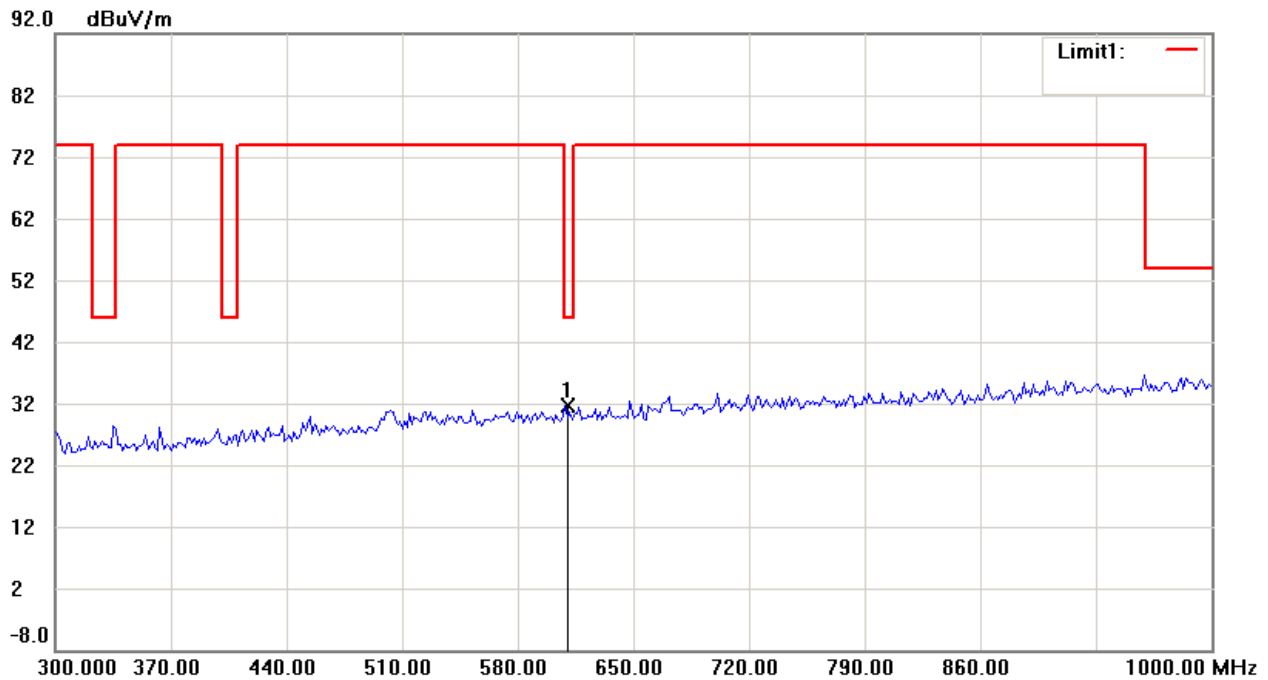
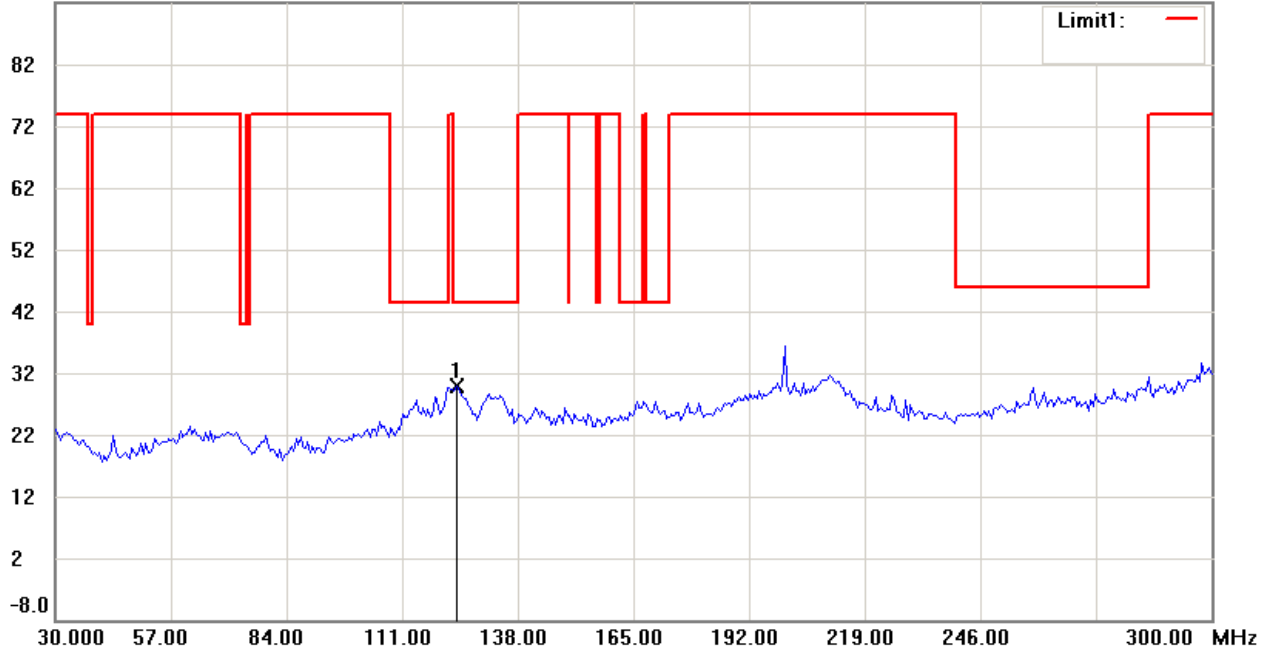
Registration number: W6M21012-11105-C-1

FCC ID: T9J-RN171

Channel 11

Antenna Polarization H

92.0 dBuV/m



Note: Up Line: Peak Limit Line, Down Line: Ave Limit Line

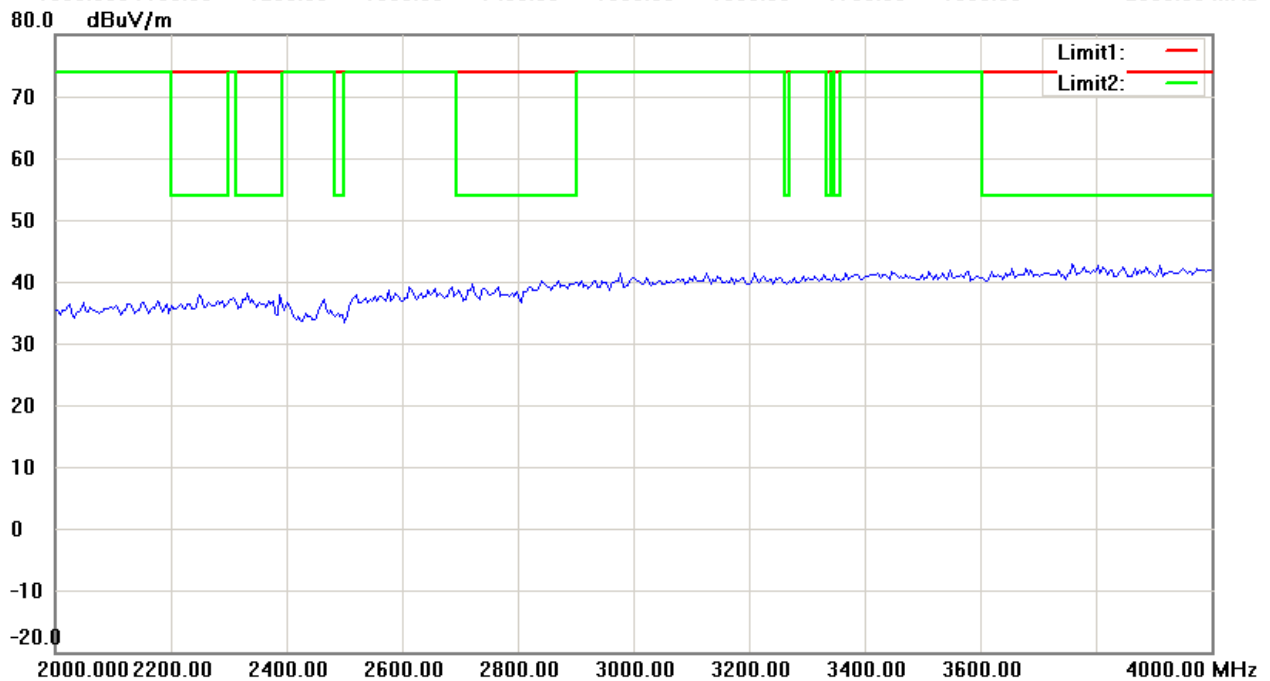
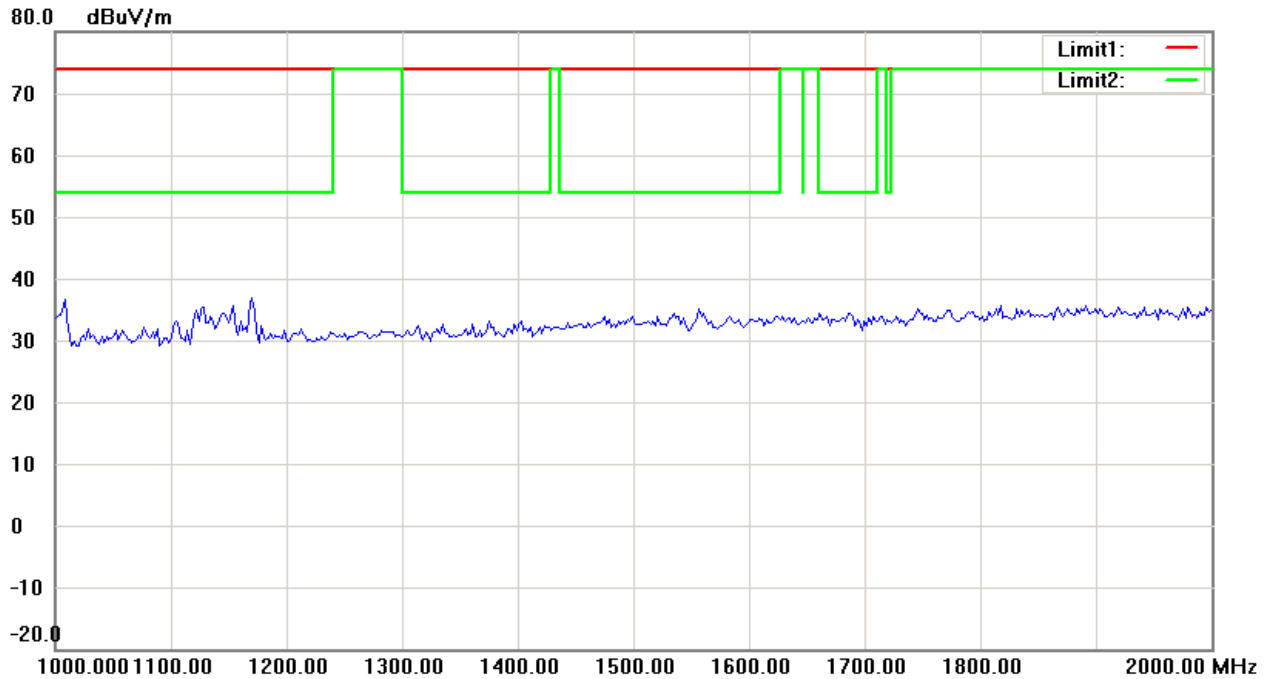
- 1 The attached measurement plots are preliminarily pre-scanned with peak detector for determining the final checking frequencies and are for reference only.
- 2 The some frequencies may exceed the limit line without the specified detectors, but that cannot present the results are failed to the specification of test standard.
- 3 For corrected test results are listed in the relevant table of radiated test data of this test report.



Worldwide Testing Services(Taiwan) Co., Ltd.

Registration number: W6M21012-11105-C-1

FCC ID: T9J-RN171



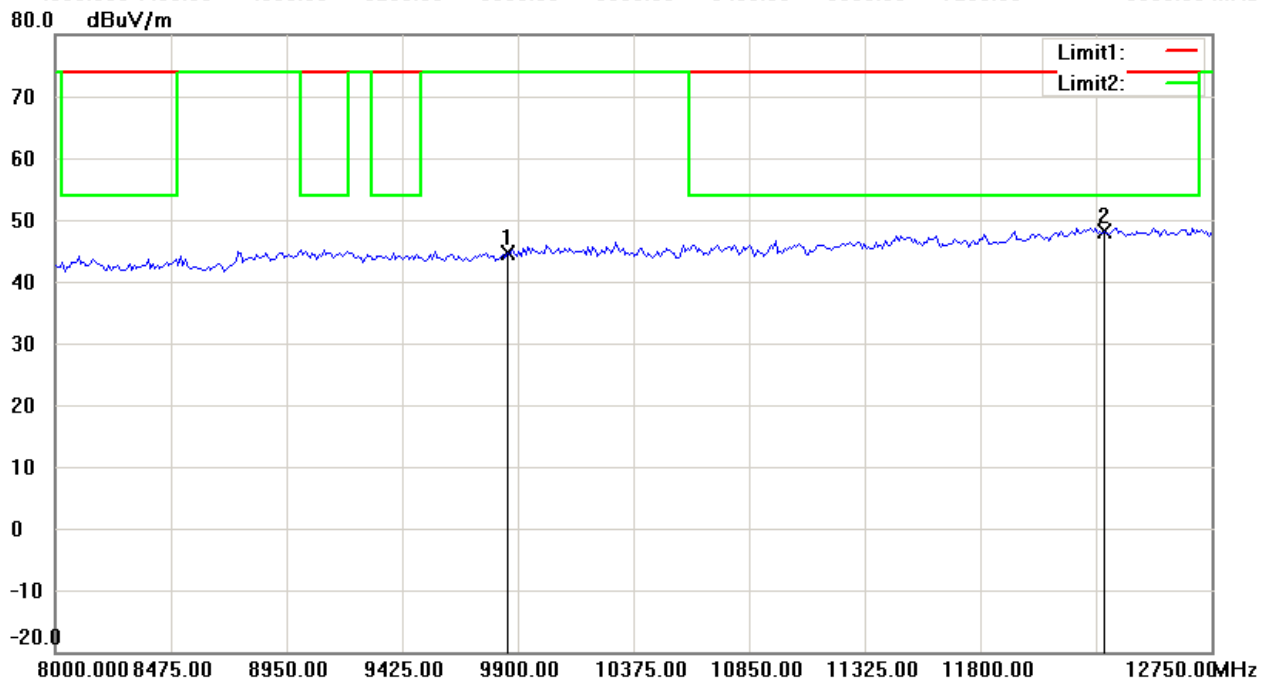
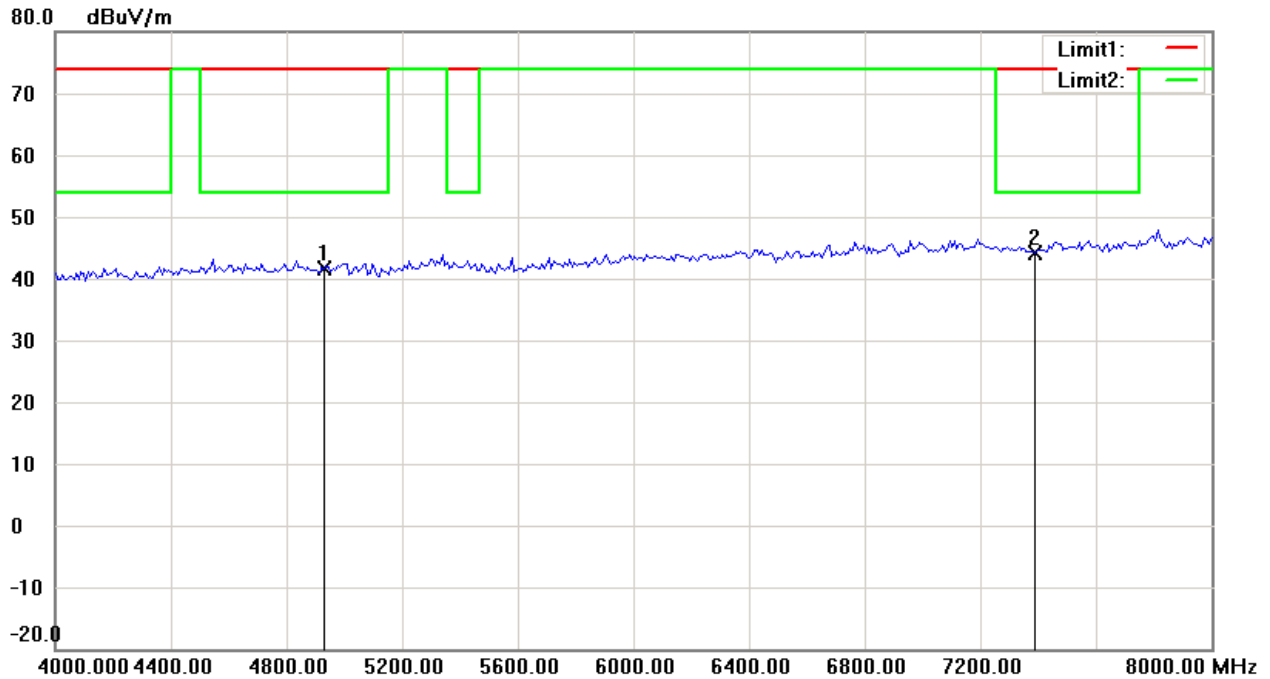
Note: Up Line: Peak Limit Line, Down Line: Ave Limit Line

- 1 The attached measurement plots are preliminarily pre-scanned with peak detector for determining the final checking frequencies and are for reference only.
- 2 The some frequencies may exceed the limit line without the specified detectors, but that cannot present the results are failed to the specification of test standard.
- 3 For corrected test results are listed in the relevant table of radiated test data of this test report.



Worldwide Testing Services(Taiwan) Co., Ltd.

Registration number: W6M21012-11105-C-1
FCC ID: T9J-RN171



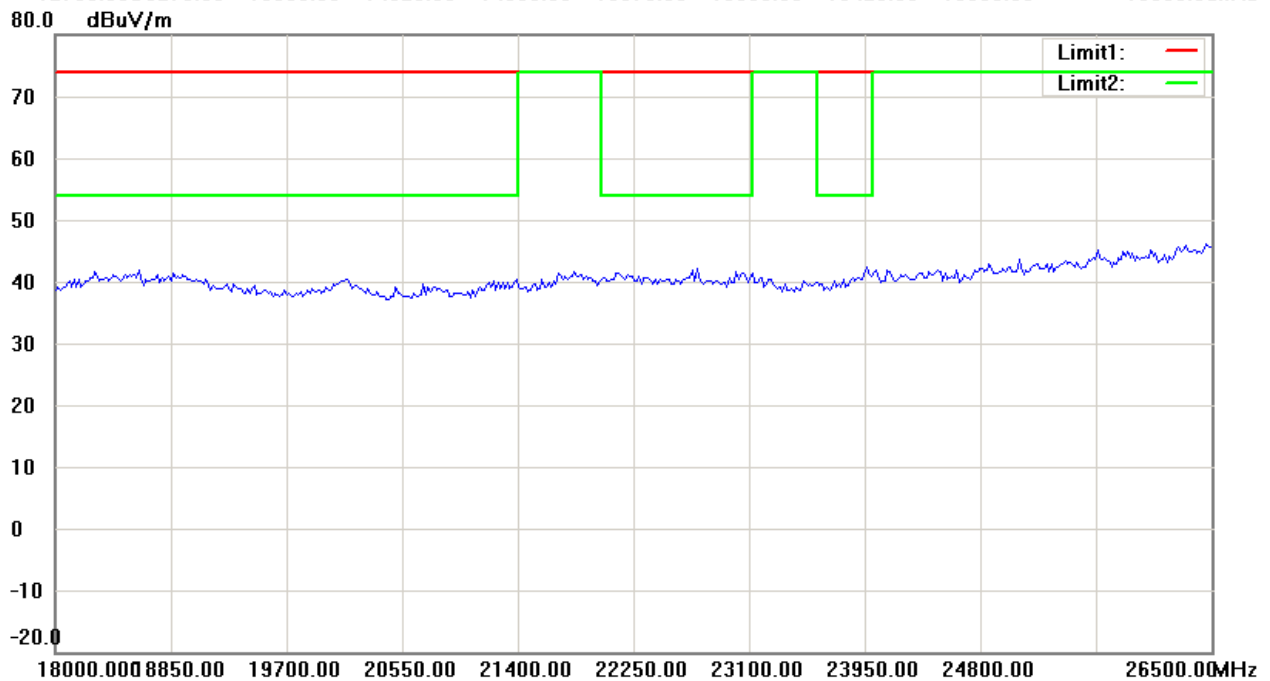
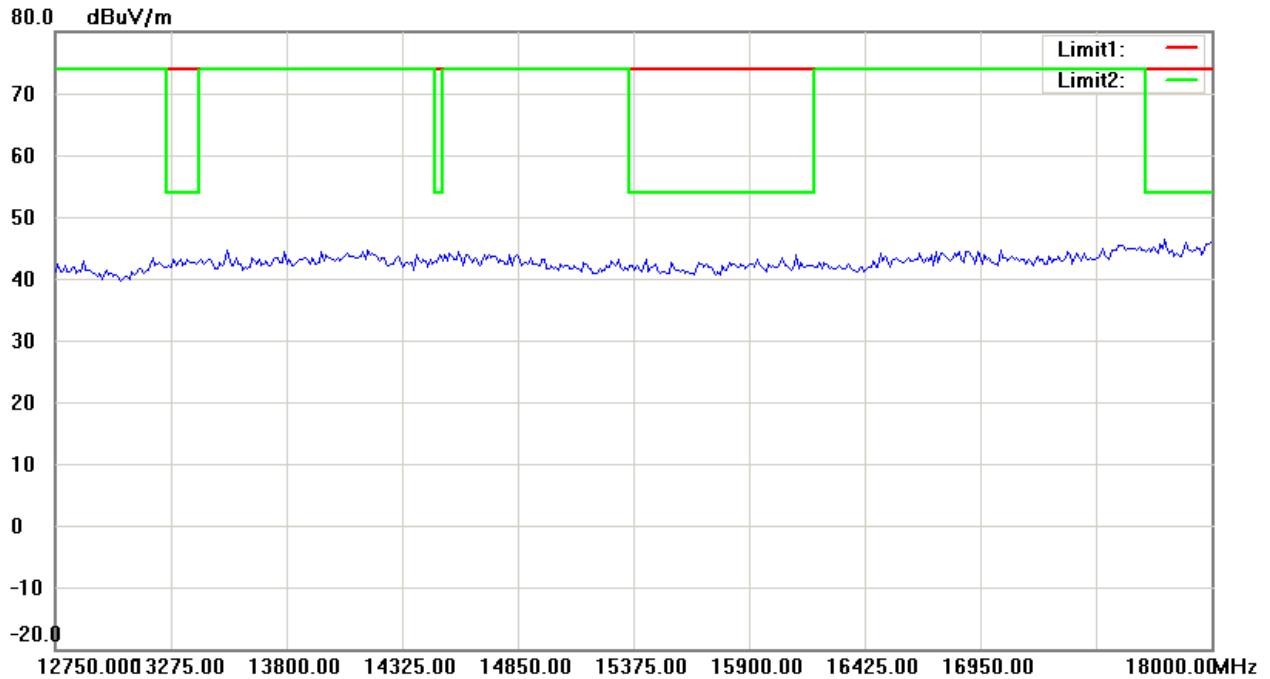
Note: Up Line: Peak Limit Line, Down Line: Ave Limit Line

- 1 The attached measurement plots are preliminarily pre-scanned with peak detector for determining the final checking frequencies and are for reference only.
- 2 The some frequencies may exceed the limit line without the specified detectors, but that cannot present the results are failed to the specification of test standard.
- 3 For corrected test results are listed in the relevant table of radiated test data of this test report.



Worldwide Testing Services(Taiwan) Co., Ltd.

Registration number: W6M21012-11105-C-1
FCC ID: T9J-RN171



Note: Up Line: Peak Limit Line, Down Line: Ave Limit Line

- 1 The attached measurement plots are preliminarily pre-scanned with peak detector for determining the final checking frequencies and are for reference only.
- 2 The some frequencies may exceed the limit line without the specified detectors, but that cannot present the results are failed to the specification of test standard.
- 3 For corrected test results are listed in the relevant table of radiated test data of this test report.



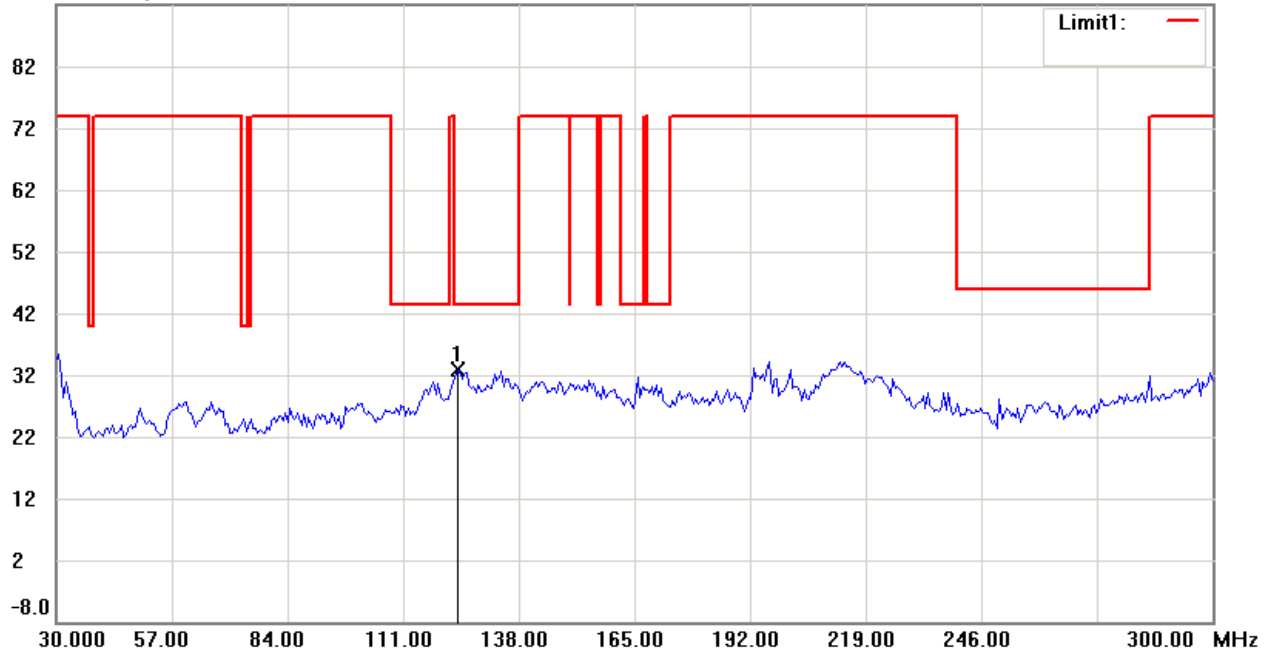
Worldwide Testing Services(Taiwan) Co., Ltd.

Registration number: W6M21012-11105-C-1

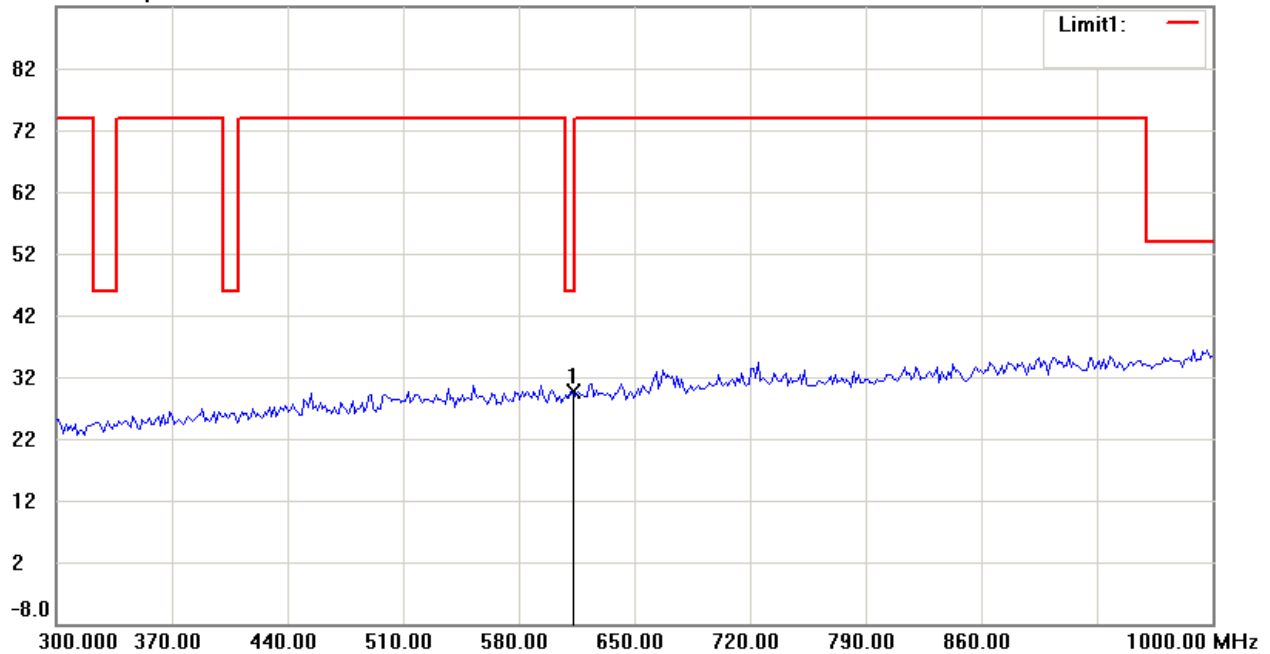
FCC ID: T9J-RN171

Antenna Polarization V

92.0 dBuV/m



92.0 dBuV/m



Note: Up Line: Peak Limit Line, Down Line: Ave Limit Line

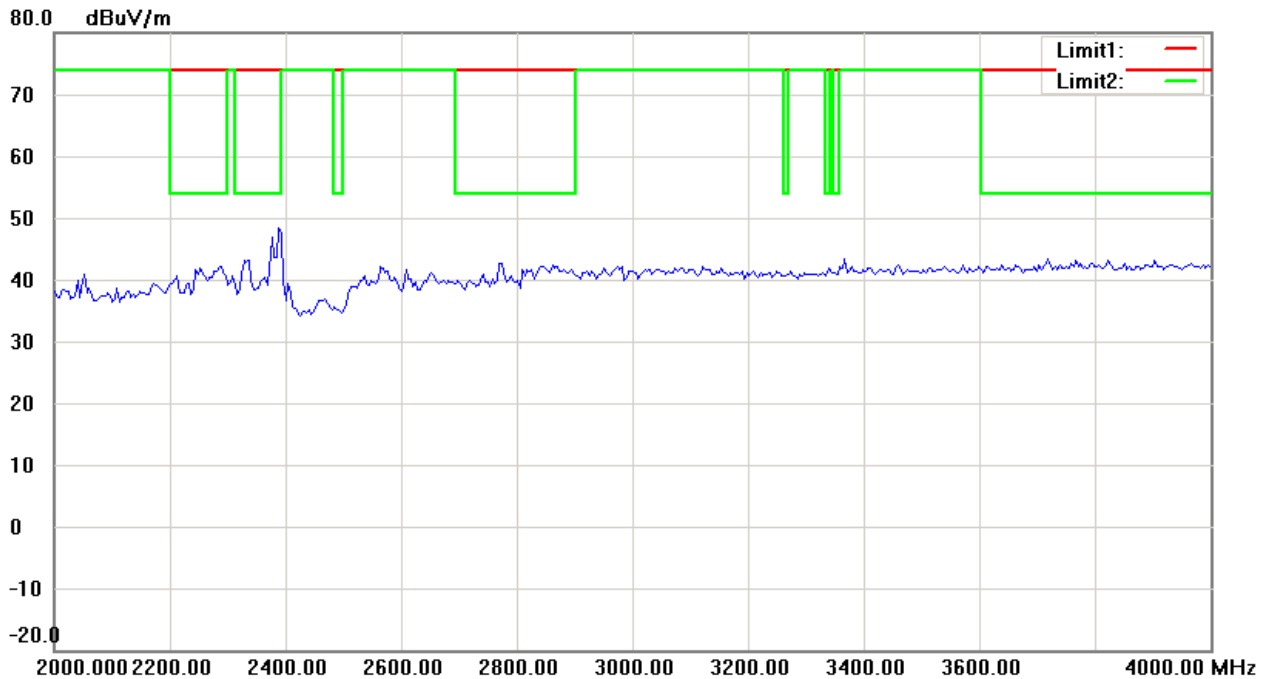
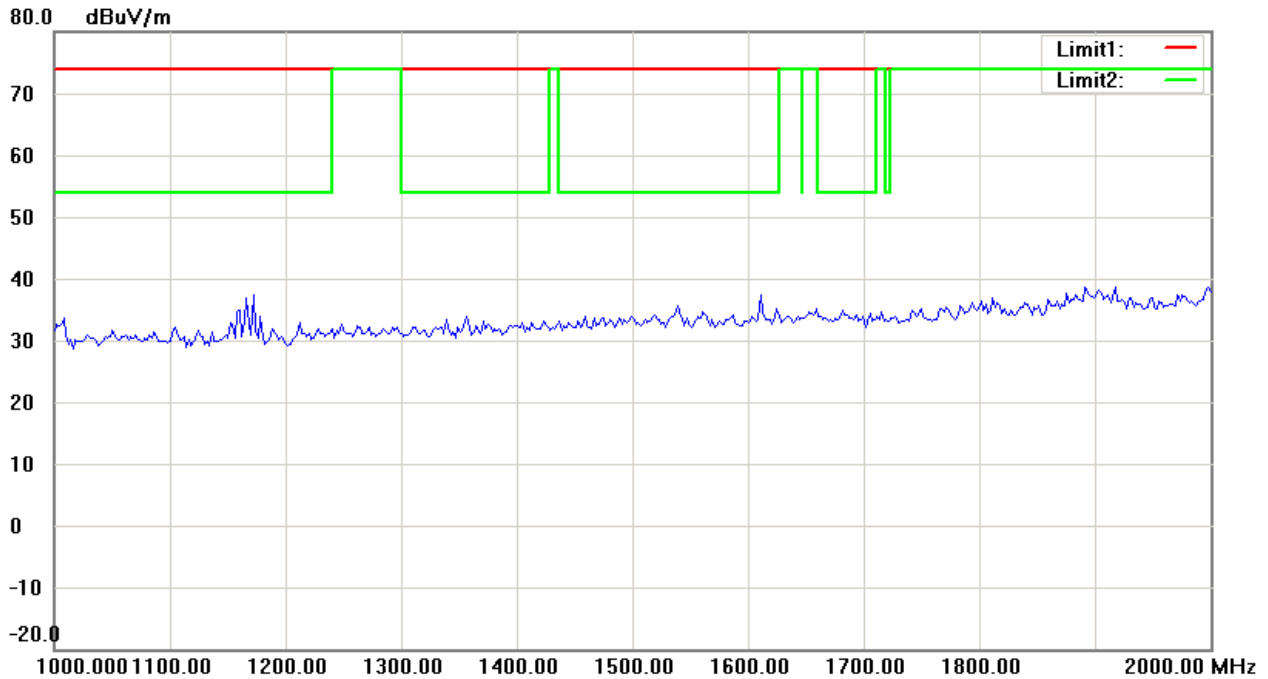
- 1 The attached measurement plots are preliminarily pre-scanned with peak detector for determining the final checking frequencies and are for reference only.
- 2 The some frequencies may exceed the limit line without the specified detectors, but that cannot present the results are failed to the specification of test standard.
- 3 For corrected test results are listed in the relevant table of radiated test data of this test report.



Worldwide Testing Services(Taiwan) Co., Ltd.

Registration number: W6M21012-11105-C-1

FCC ID: T9J-RN171



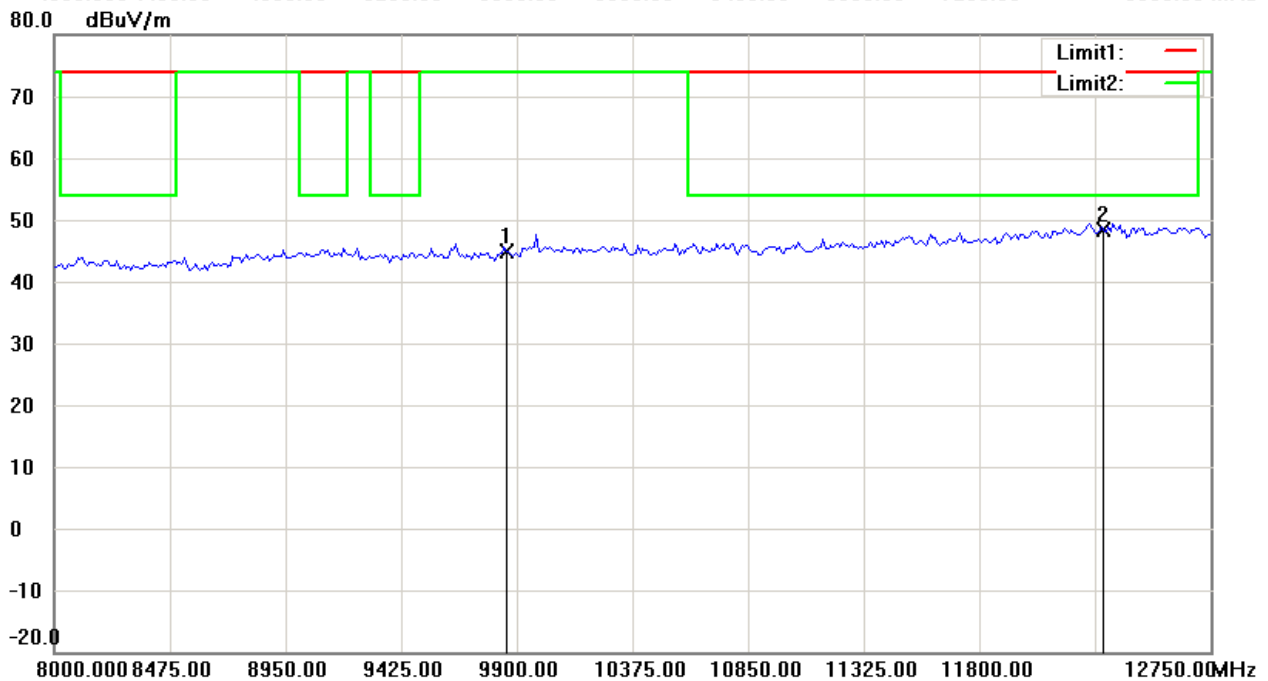
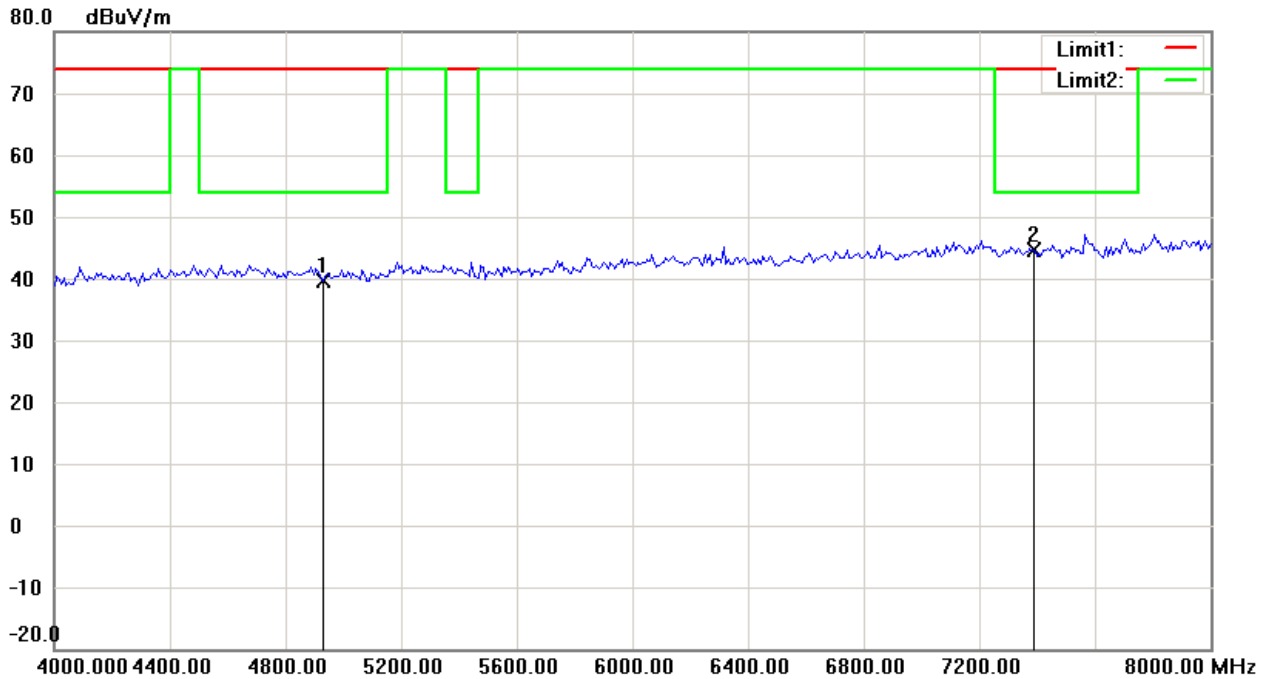
Note: Up Line: Peak Limit Line, Down Line: Ave Limit Line

- 1 The attached measurement plots are preliminarily pre-scanned with peak detector for determining the final checking frequencies and are for reference only.
- 2 The some frequencies may exceed the limit line without the specified detectors, but that cannot present the results are failed to the specification of test standard.
- 3 For corrected test results are listed in the relevant table of radiated test data of this test report.



Worldwide Testing Services(Taiwan) Co., Ltd.

Registration number: W6M21012-11105-C-1
FCC ID: T9J-RN171



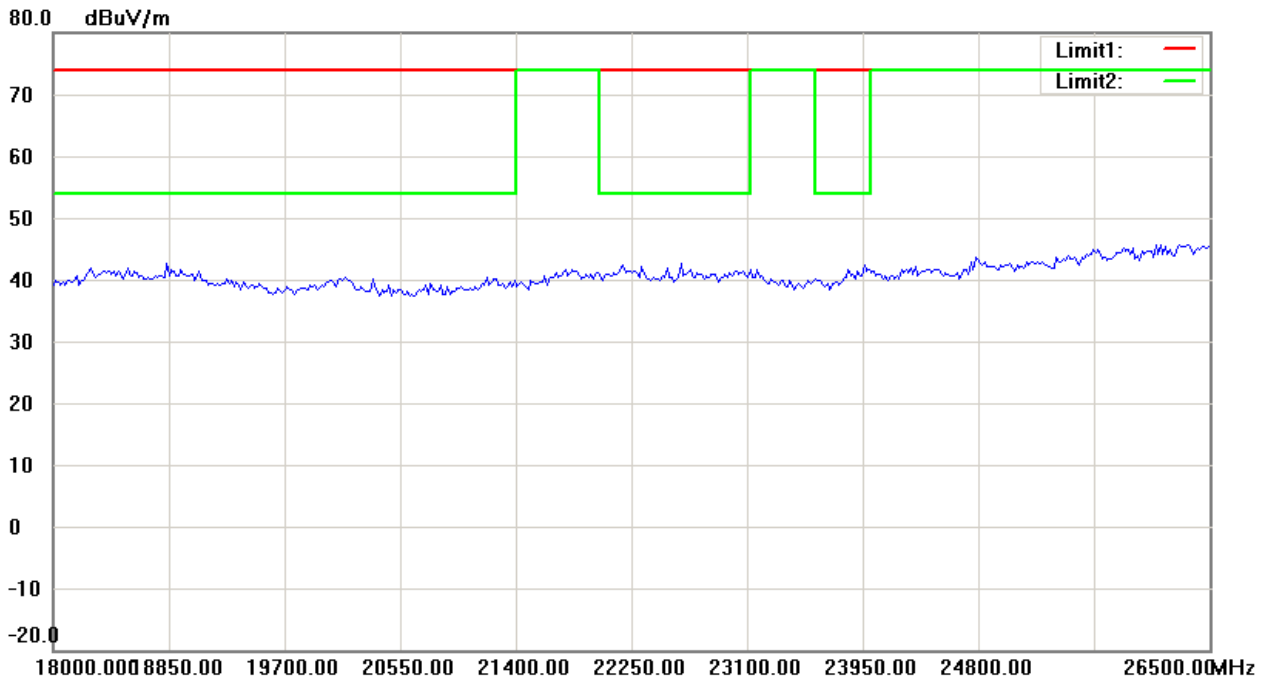
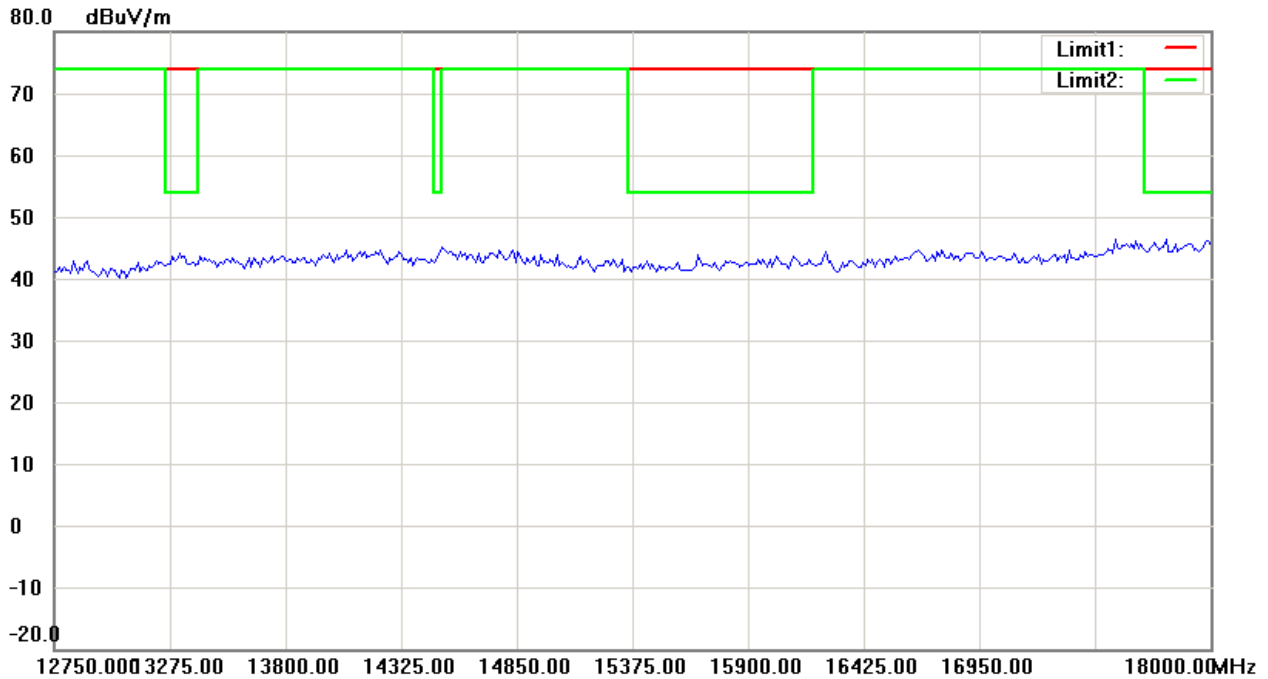
Note: Up Line: Peak Limit Line, Down Line: Ave Limit Line

- 1 The attached measurement plots are preliminarily pre-scanned with peak detector for determining the final checking frequencies and are for reference only.
- 2 The some frequencies may exceed the limit line without the specified detectors, but that cannot present the results are failed to the specification of test standard.
- 3 For corrected test results are listed in the relevant table of radiated test data of this test report.



Worldwide Testing Services(Taiwan) Co., Ltd.

Registration number: W6M21012-11105-C-1
FCC ID: T9J-RN171



Note: Up Line: Peak Limit Line, Down Line: Ave Limit Line

- 1 The attached measurement plots are preliminarily pre-scanned with peak detector for determining the final checking frequencies and are for reference only.
- 2 The some frequencies may exceed the limit line without the specified detectors, but that cannot present the results are failed to the specification of test standard.
- 3 For corrected test results are listed in the relevant table of radiated test data of this test report.



Registration number: W6M21012-11105-C-1
FCC ID: T9J-RN171

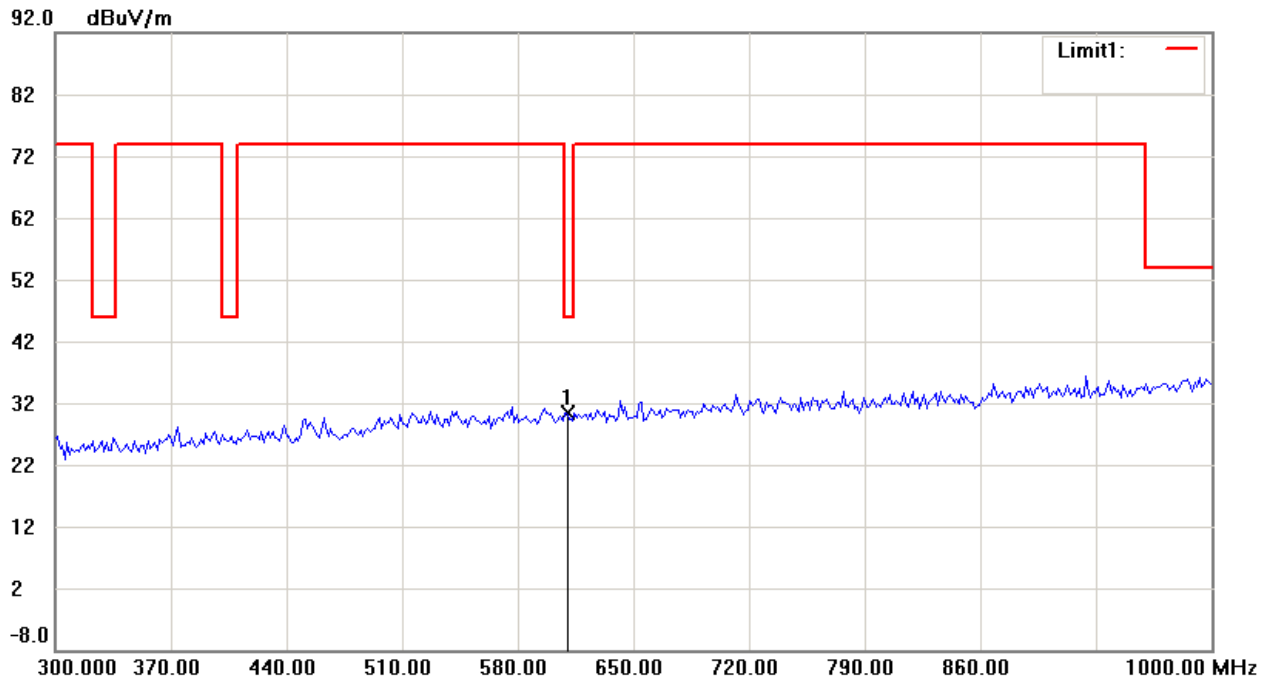
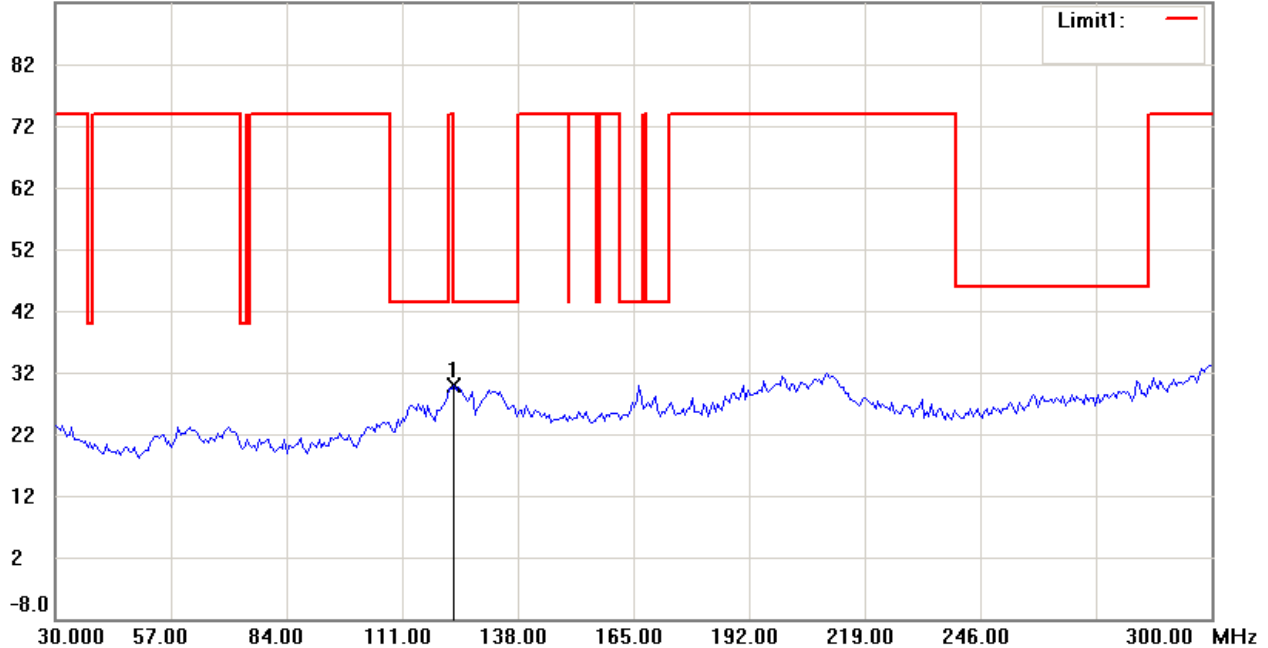
Spurious Emissions radiated-Antenna 2

802.11b

Channel 1

Antenna Polarization H

92.0 dBuV/m



Note: Up Line: Peak Limit Line, Down Line: Ave Limit Line

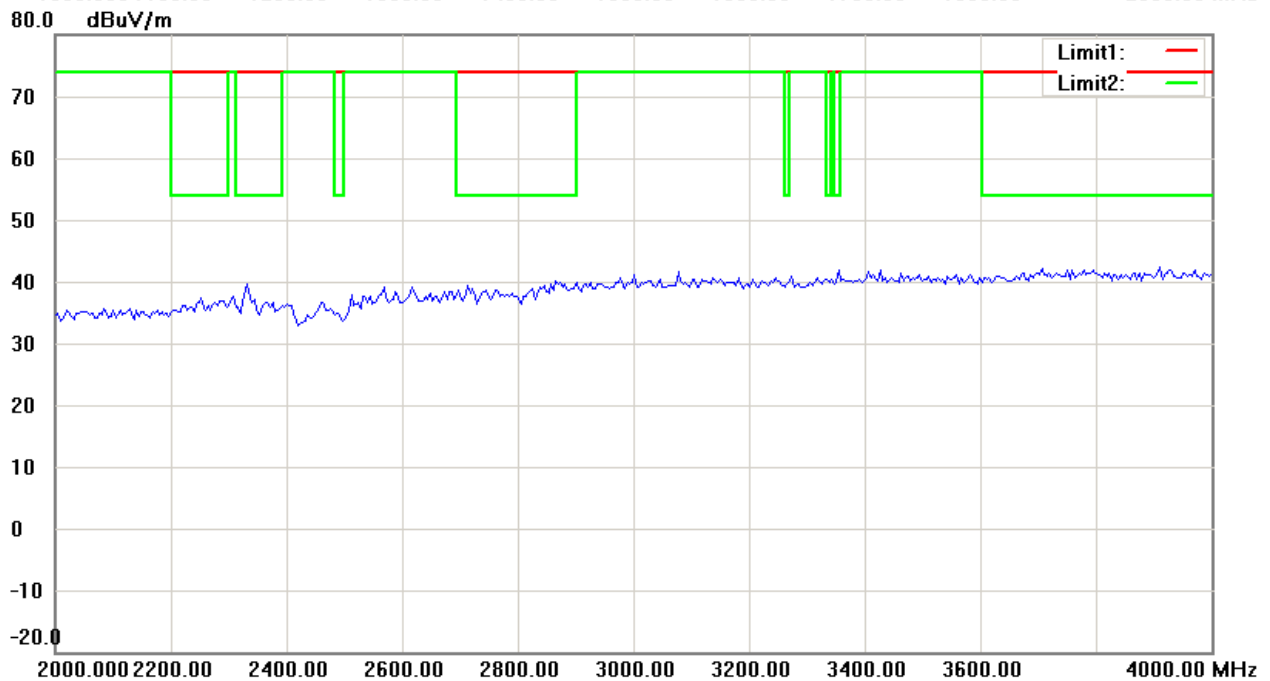
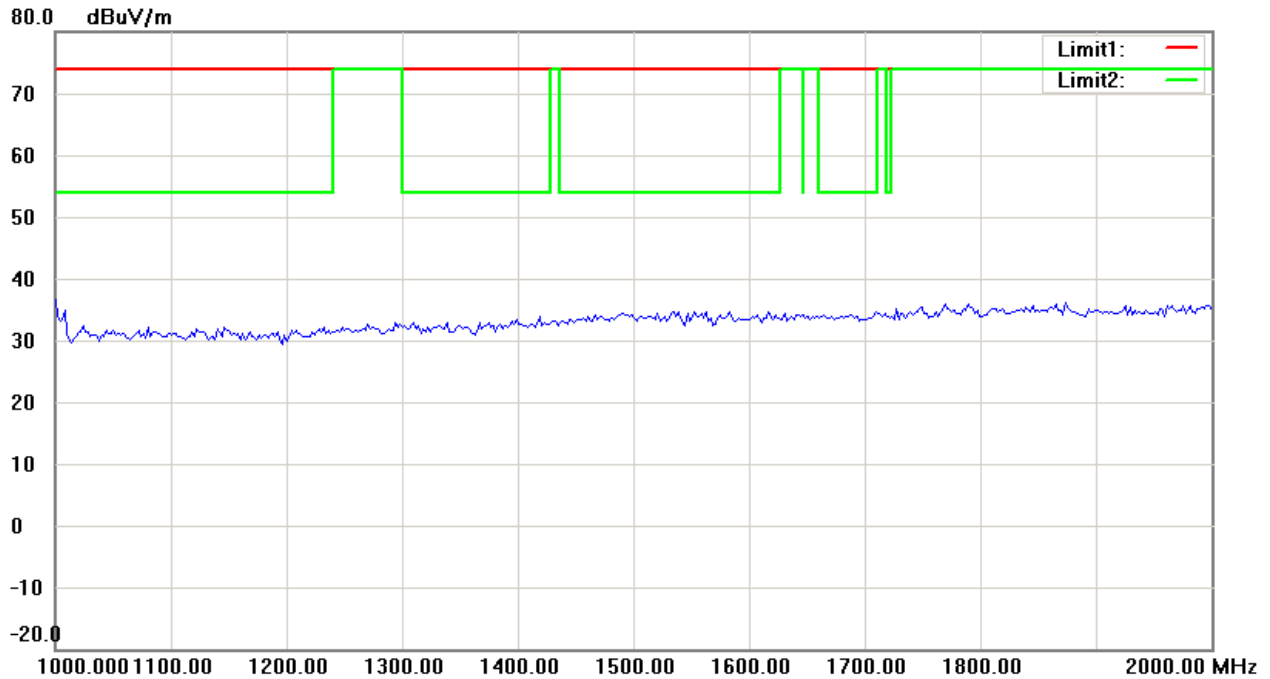
- 1 The attached measurement plots are preliminarily pre-scanned with peak detector for determining the final checking frequencies and are for reference only.
- 2 The some frequencies may exceed the limit line without the specified detectors, but that cannot present the results are failed to the specification of test standard.
- 3 For corrected test results are listed in the relevant table of radiated test data of this test report.



Worldwide Testing Services(Taiwan) Co., Ltd.

Registration number: W6M21012-11105-C-1

FCC ID: T9J-RN171



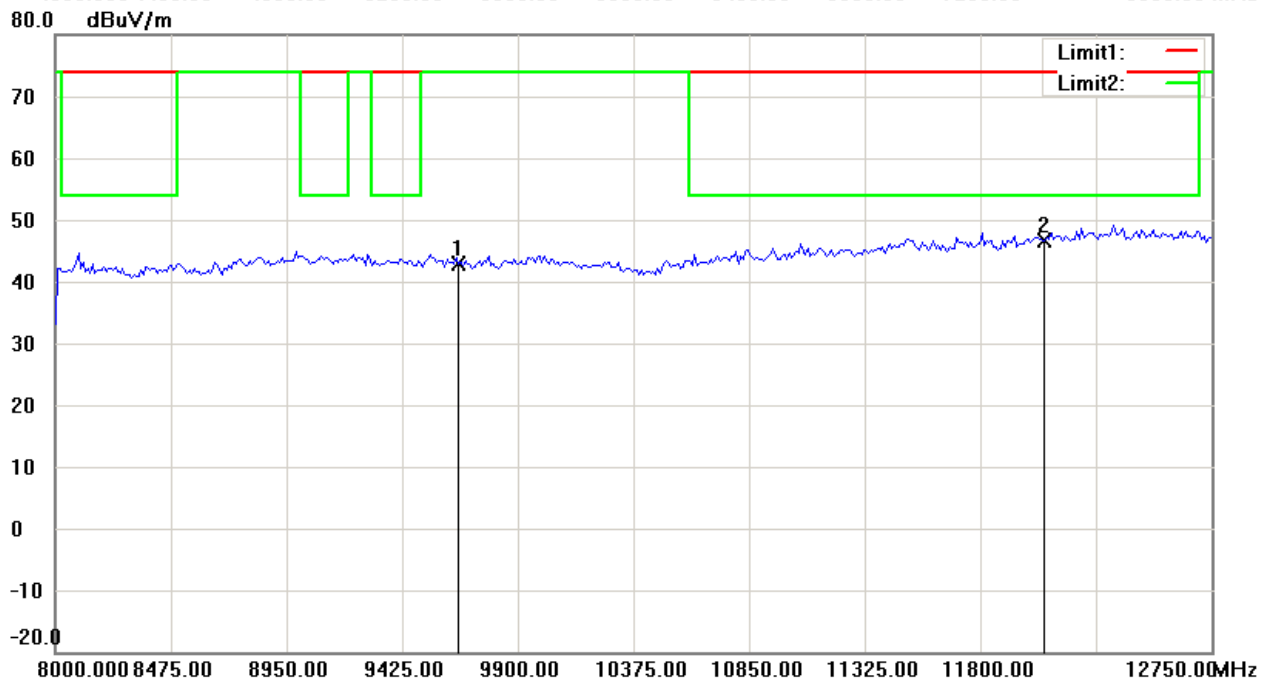
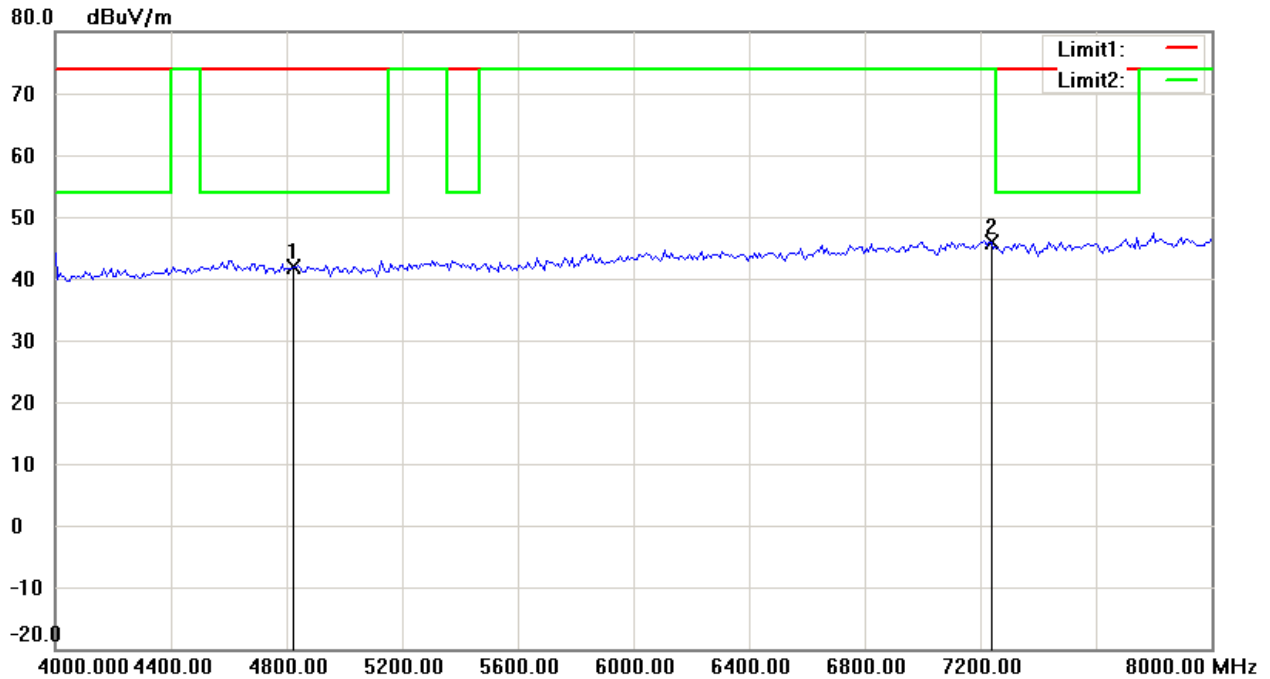
Note: Up Line: Peak Limit Line, Down Line: Ave Limit Line

- 1 The attached measurement plots are preliminarily pre-scanned with peak detector for determining the final checking frequencies and are for reference only.
- 2 The some frequencies may exceed the limit line without the specified detectors, but that cannot present the results are failed to the specification of test standard.
- 3 For corrected test results are listed in the relevant table of radiated test data of this test report.



Worldwide Testing Services(Taiwan) Co., Ltd.

Registration number: W6M21012-11105-C-1
FCC ID: T9J-RN171



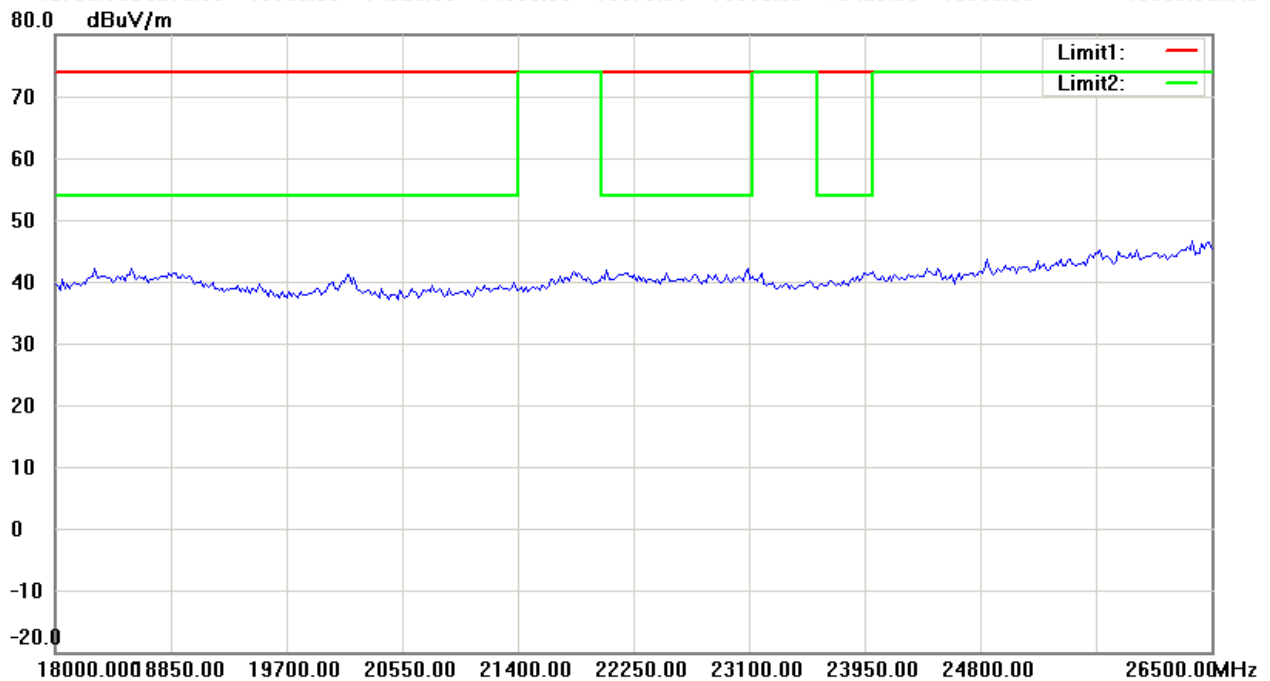
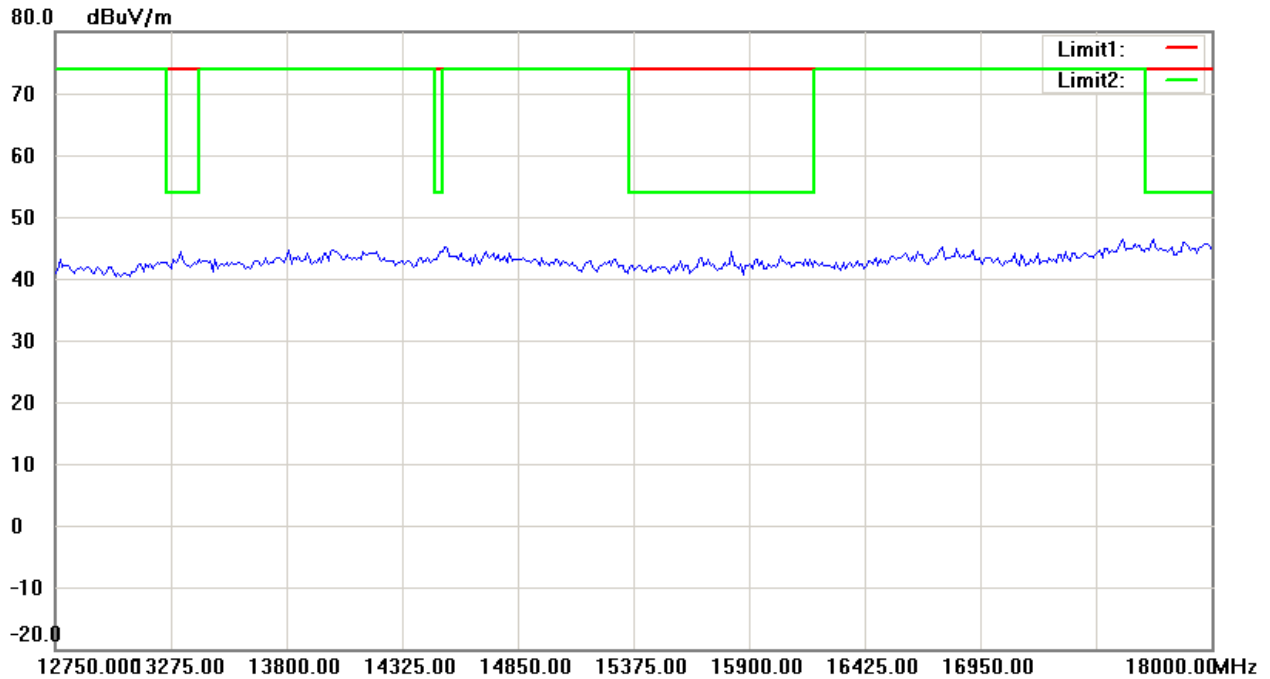
Note: Up Line: Peak Limit Line, Down Line: Ave Limit Line

- 1 The attached measurement plots are preliminarily pre-scanned with peak detector for determining the final checking frequencies and are for reference only.
- 2 The some frequencies may exceed the limit line without the specified detectors, but that cannot present the results are failed to the specification of test standard.
- 3 For corrected test results are listed in the relevant table of radiated test data of this test report.



Worldwide Testing Services(Taiwan) Co., Ltd.

Registration number: W6M21012-11105-C-1
FCC ID: T9J-RN171



Note: Up Line: Peak Limit Line, Down Line: Ave Limit Line

- 1 The attached measurement plots are preliminarily pre-scanned with peak detector for determining the final checking frequencies and are for reference only.
- 2 The some frequencies may exceed the limit line without the specified detectors, but that cannot present the results are failed to the specification of test standard.
- 3 For corrected test results are listed in the relevant table of radiated test data of this test report.



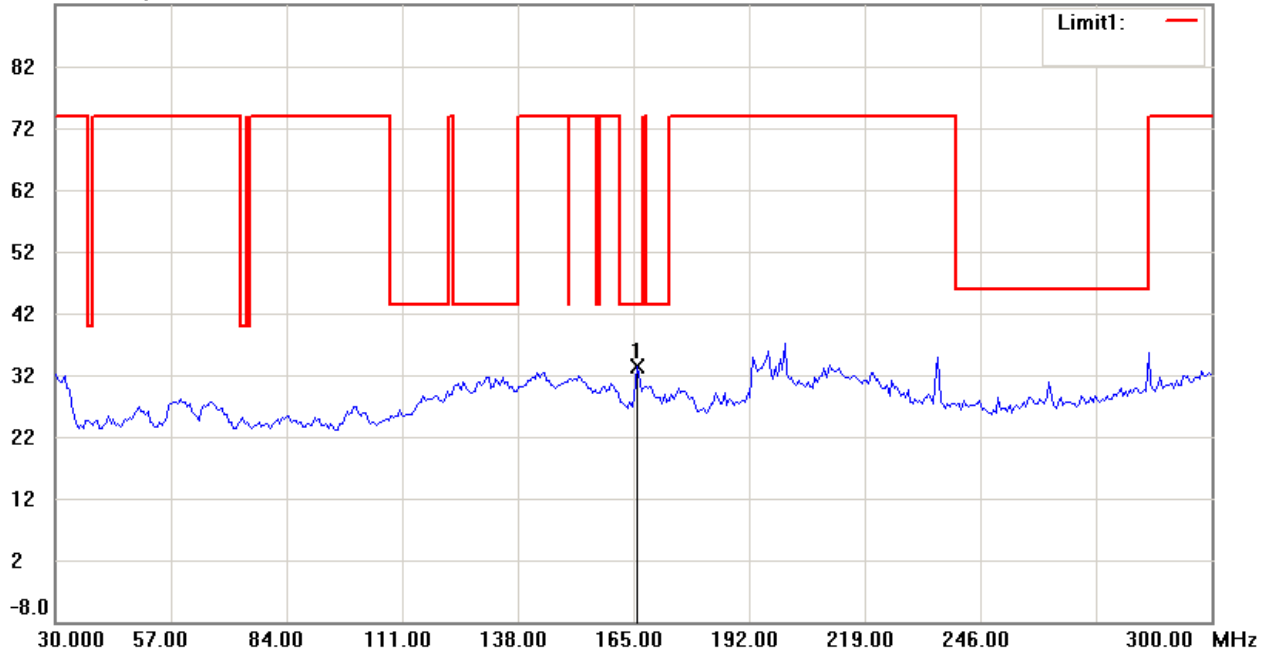
Worldwide Testing Services(Taiwan) Co., Ltd.

Registration number: W6M21012-11105-C-1

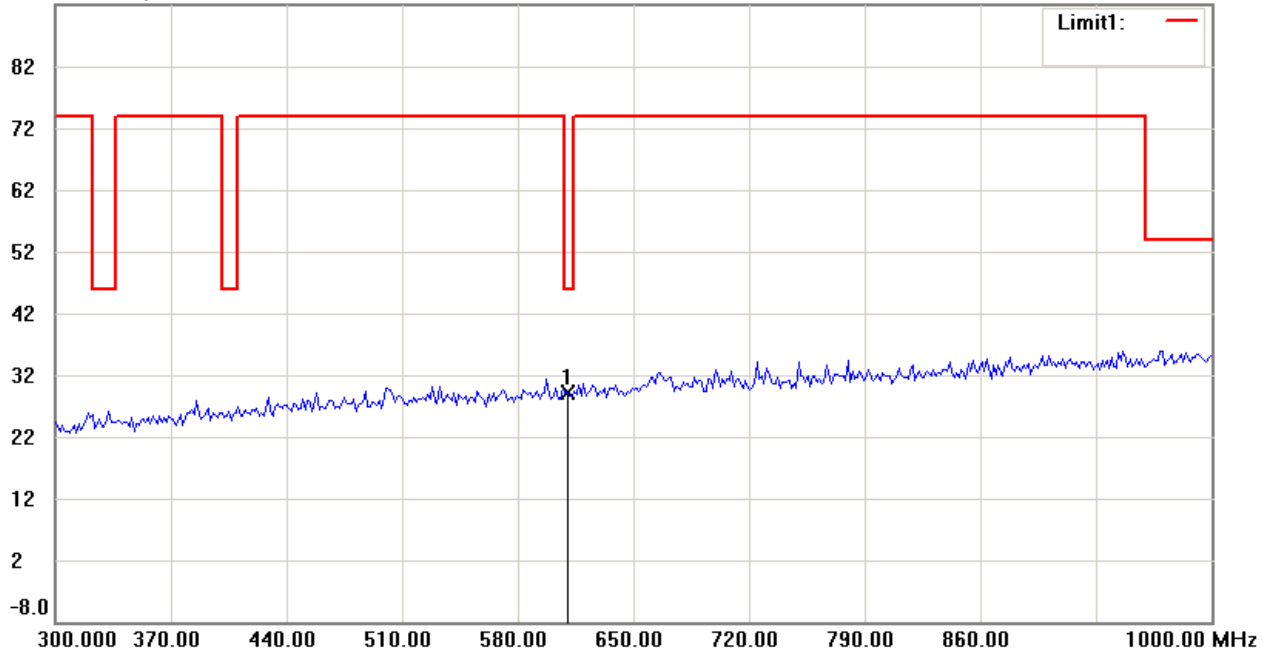
FCC ID: T9J-RN171

Antenna Polarization V

92.0 dBuV/m



92.0 dBuV/m



Note: Up Line: Peak Limit Line, Down Line: Ave Limit Line

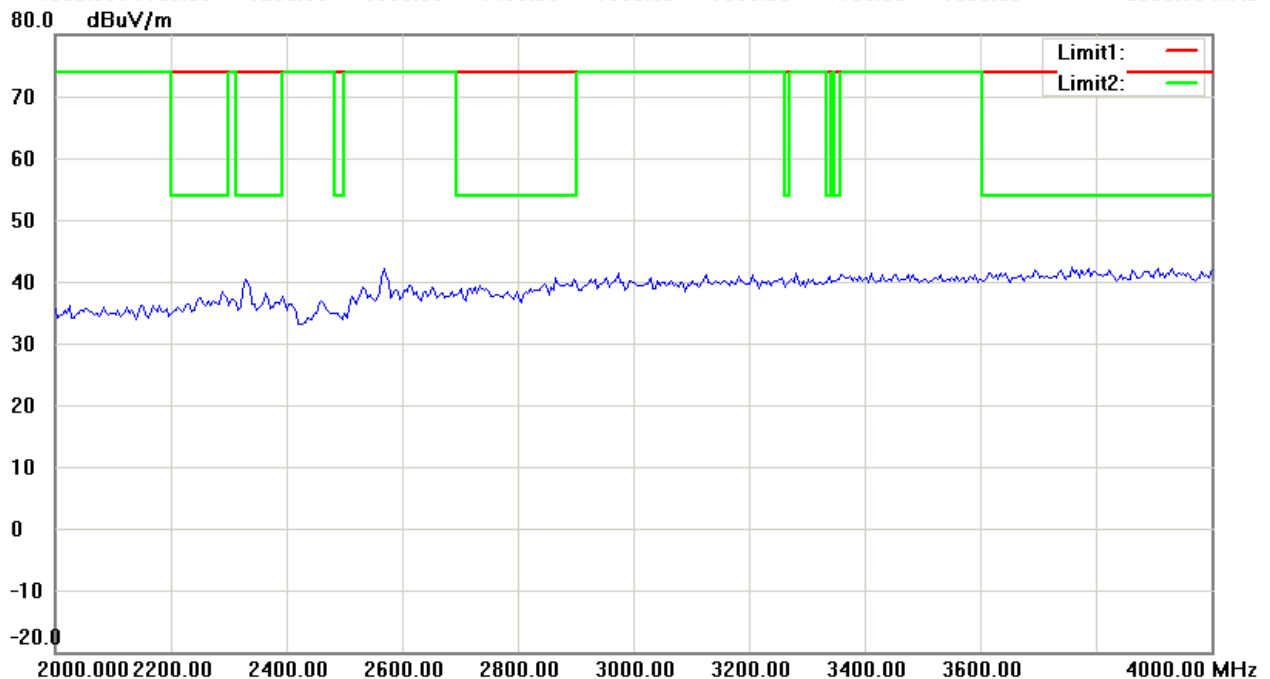
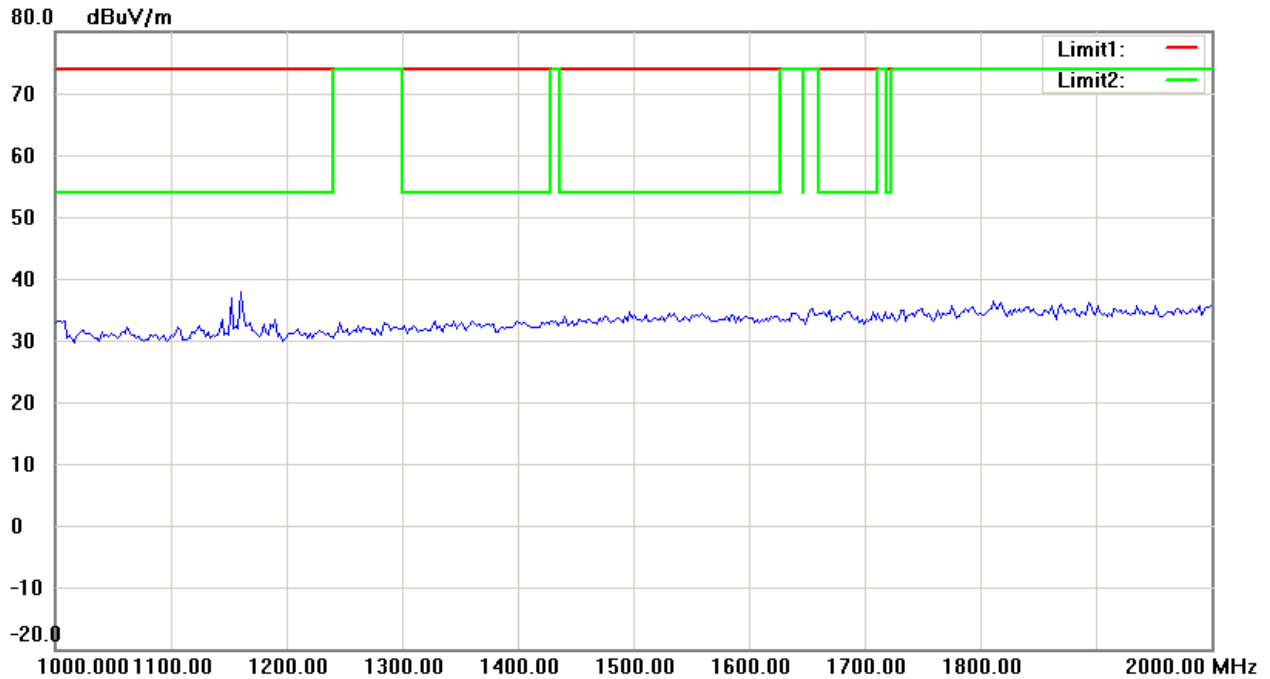
- 1 The attached measurement plots are preliminarily pre-scanned with peak detector for determining the final checking frequencies and are for reference only.
- 2 The some frequencies may exceed the limit line without the specified detectors, but that cannot present the results are failed to the specification of test standard.
- 3 For corrected test results are listed in the relevant table of radiated test data of this test report.



Worldwide Testing Services(Taiwan) Co., Ltd.

Registration number: W6M21012-11105-C-1

FCC ID: T9J-RN171



Note: Up Line: Peak Limit Line, Down Line: Ave Limit Line

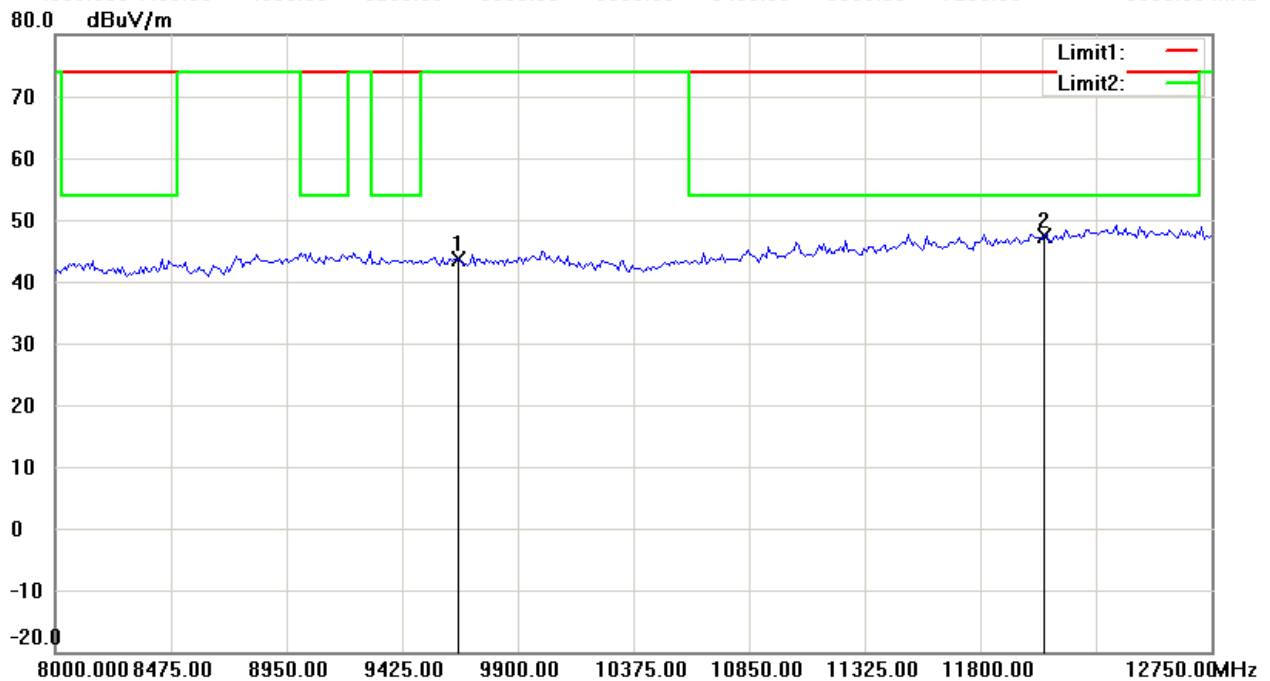
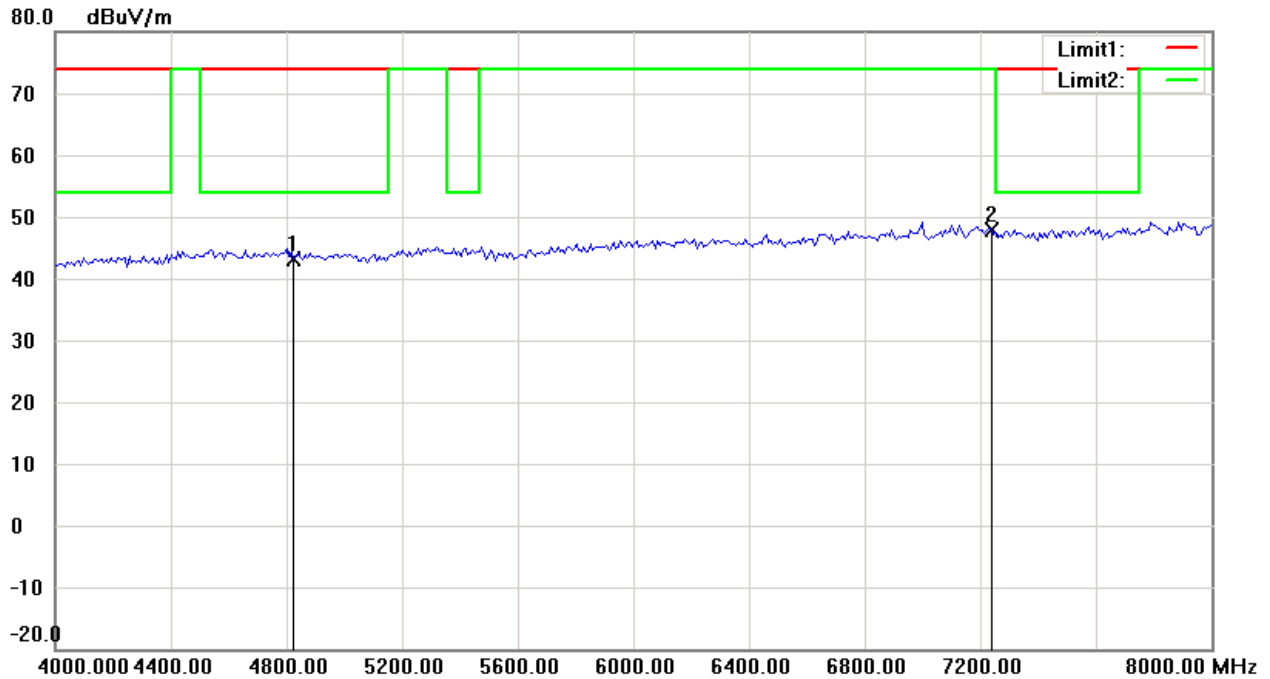
- 1 The attached measurement plots are preliminarily pre-scanned with peak detector for determining the final checking frequencies and are for reference only.
- 2 The some frequencies may exceed the limit line without the specified detectors, but that cannot present the results are failed to the specification of test standard.
- 3 For corrected test results are listed in the relevant table of radiated test data of this test report.



Worldwide Testing Services(Taiwan) Co., Ltd.

Registration number: W6M21012-11105-C-1

FCC ID: T9J-RN171



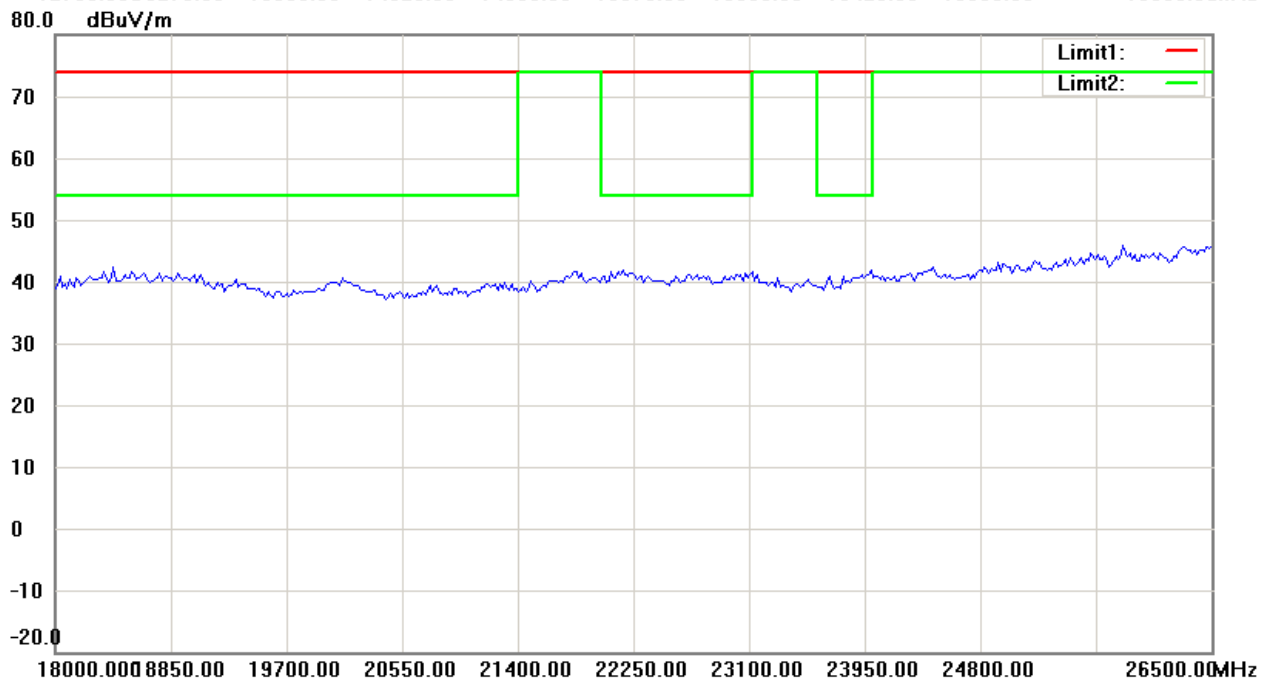
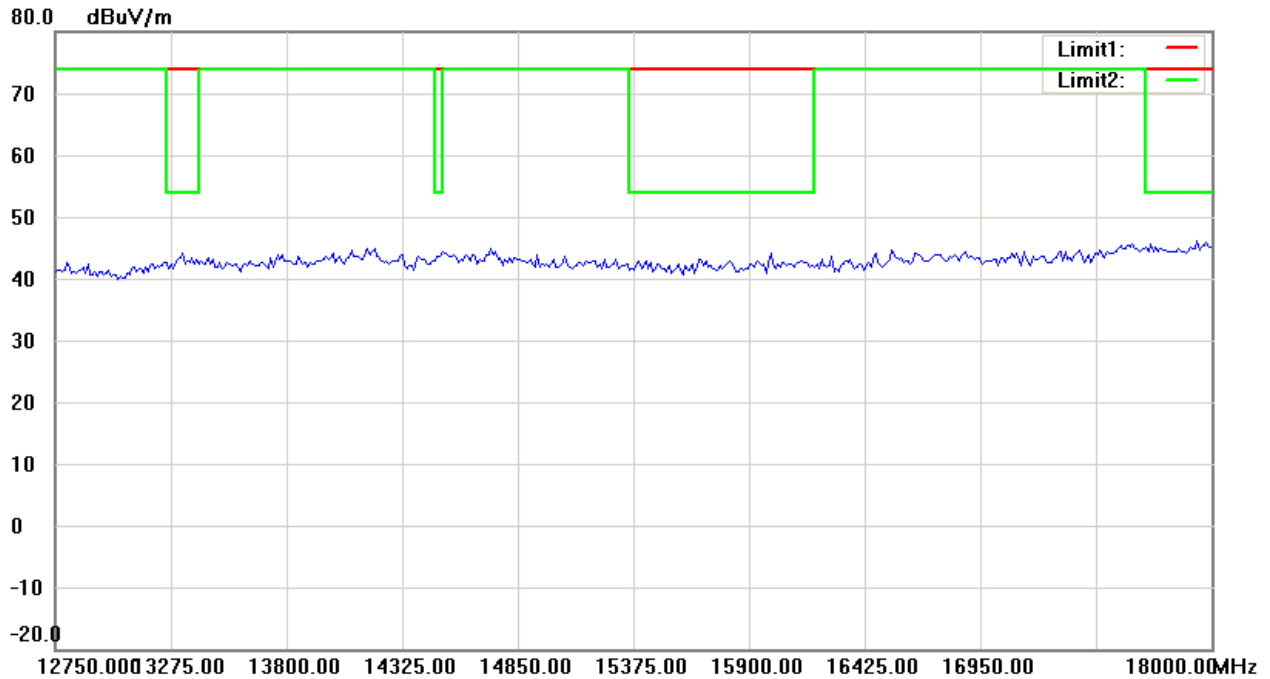
Note: Up Line: Peak Limit Line, Down Line: Ave Limit Line

- 1 The attached measurement plots are preliminarily pre-scanned with peak detector for determining the final checking frequencies and are for reference only.
- 2 The some frequencies may exceed the limit line without the specified detectors, but that cannot present the results are failed to the specification of test standard.
- 3 For corrected test results are listed in the relevant table of radiated test data of this test report.



Worldwide Testing Services(Taiwan) Co., Ltd.

Registration number: W6M21012-11105-C-1
FCC ID: T9J-RN171



Note: Up Line: Peak Limit Line, Down Line: Ave Limit Line

- 1 The attached measurement plots are preliminarily pre-scanned with peak detector for determining the final checking frequencies and are for reference only.
- 2 The some frequencies may exceed the limit line without the specified detectors, but that cannot present the results are failed to the specification of test standard.
- 3 For corrected test results are listed in the relevant table of radiated test data of this test report.



Worldwide Testing Services(Taiwan) Co., Ltd.

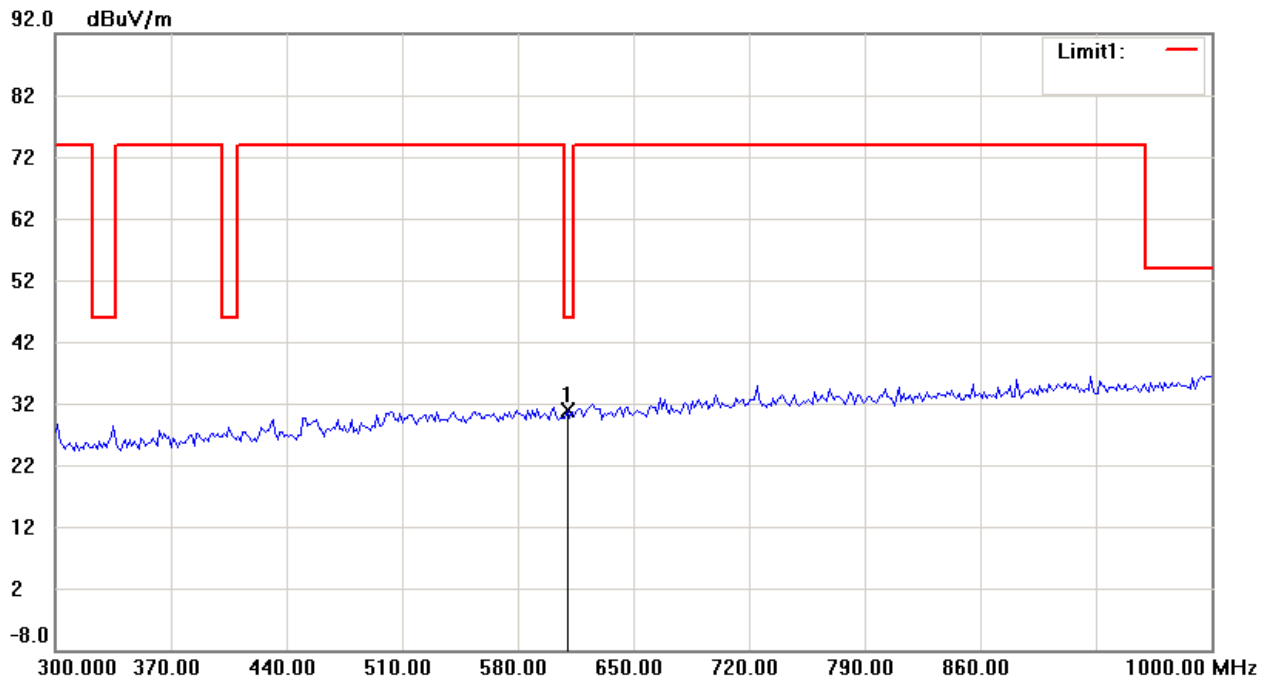
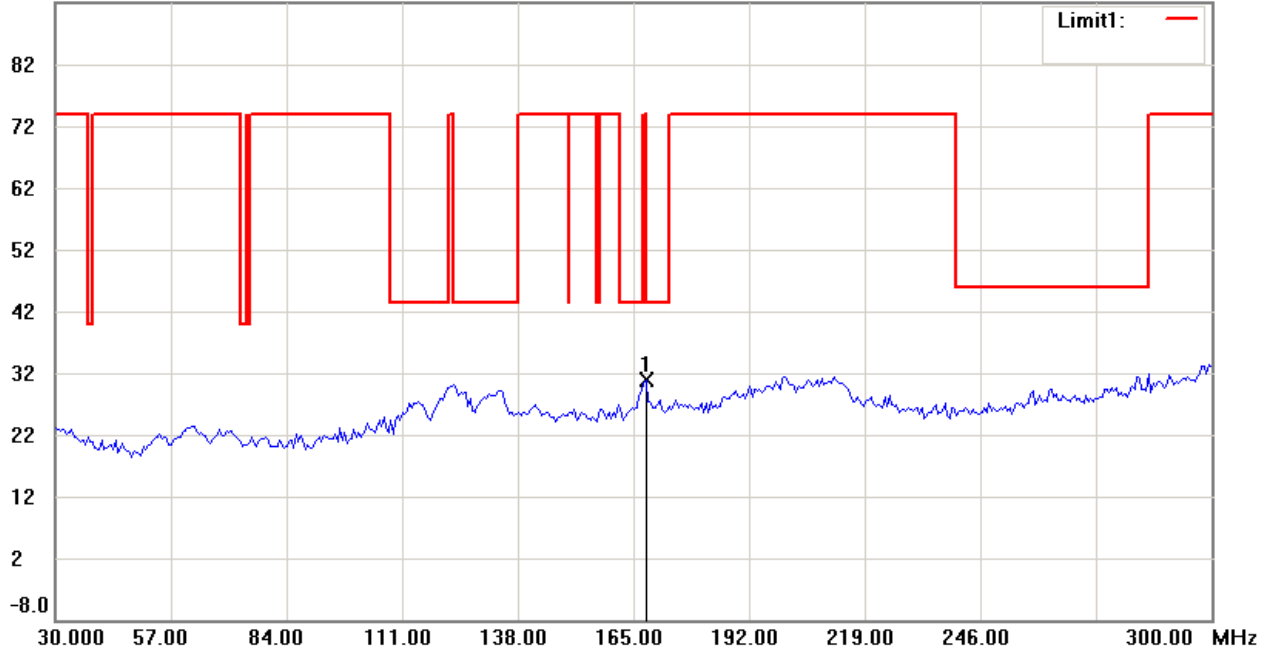
Registration number: W6M21012-11105-C-1

FCC ID: T9J-RN171

Channel 6

Antenna Polarization H

92.0 dBuV/m



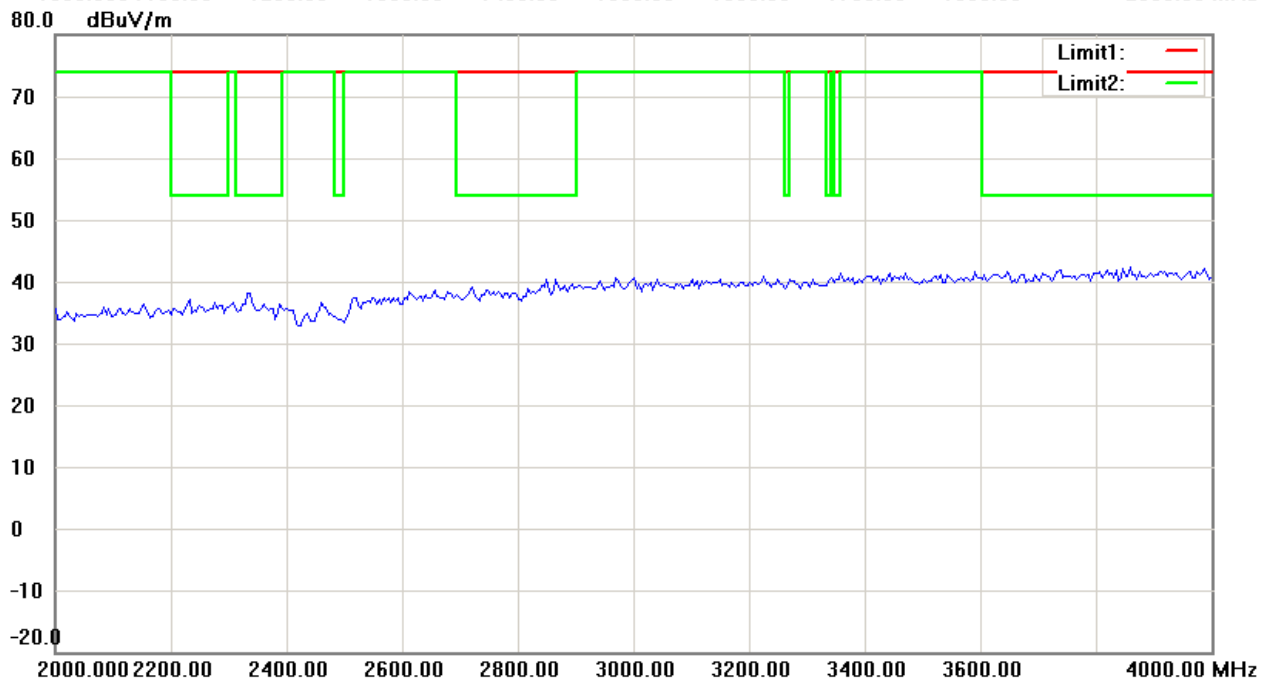
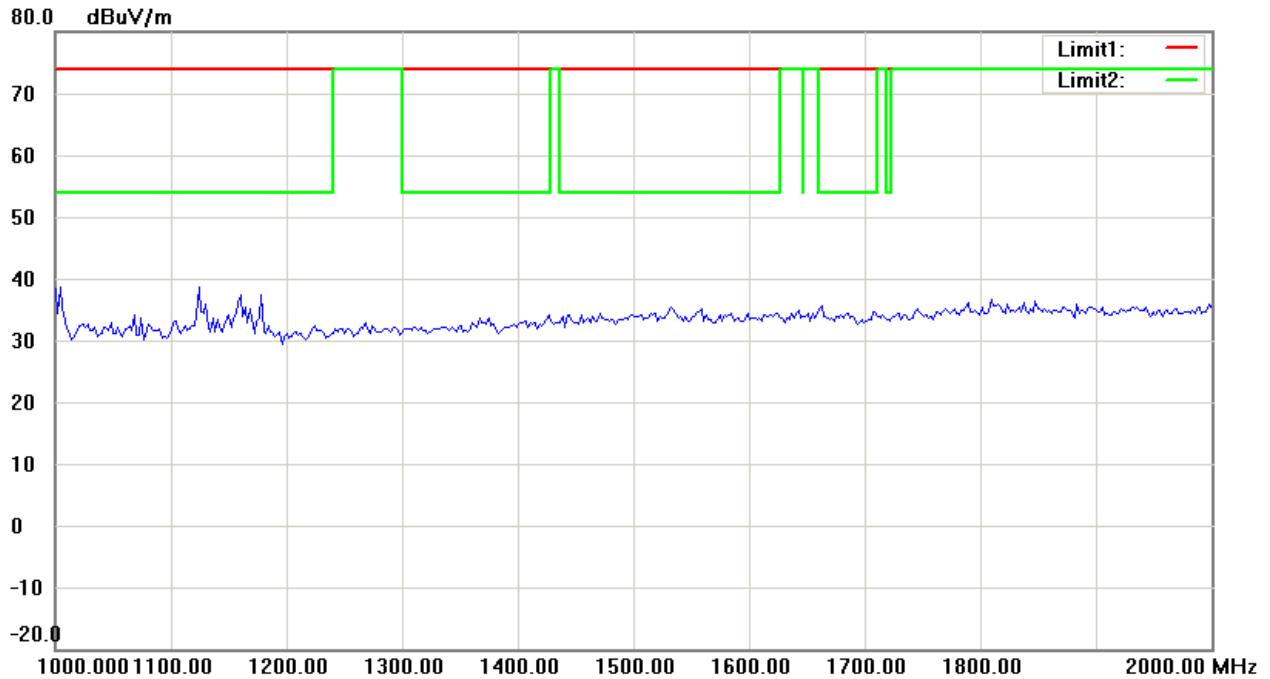
Note: Up Line: Peak Limit Line, Down Line: Ave Limit Line

- 1 The attached measurement plots are preliminarily pre-scanned with peak detector for determining the final checking frequencies and are for reference only.
- 2 The some frequencies may exceed the limit line without the specified detectors, but that cannot present the results are failed to the specification of test standard.
- 3 For corrected test results are listed in the relevant table of radiated test data of this test report.



Worldwide Testing Services(Taiwan) Co., Ltd.

Registration number: W6M21012-11105-C-1
FCC ID: T9J-RN171



Note: Up Line: Peak Limit Line, Down Line: Ave Limit Line

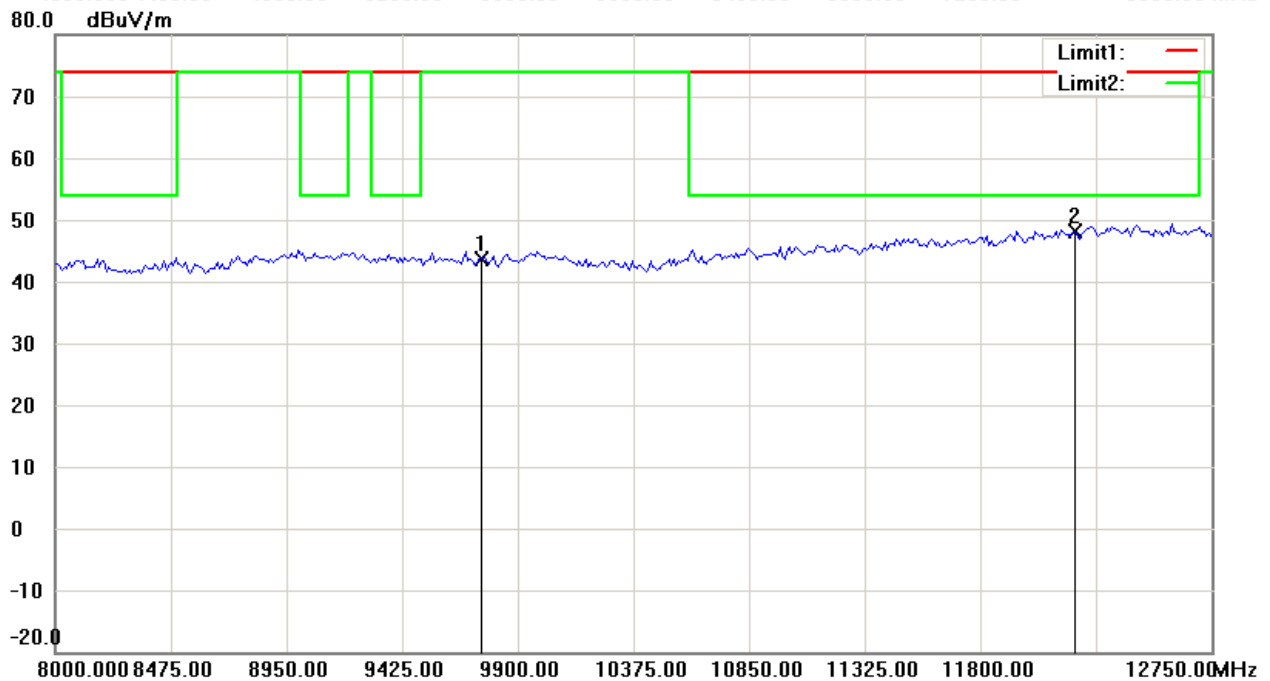
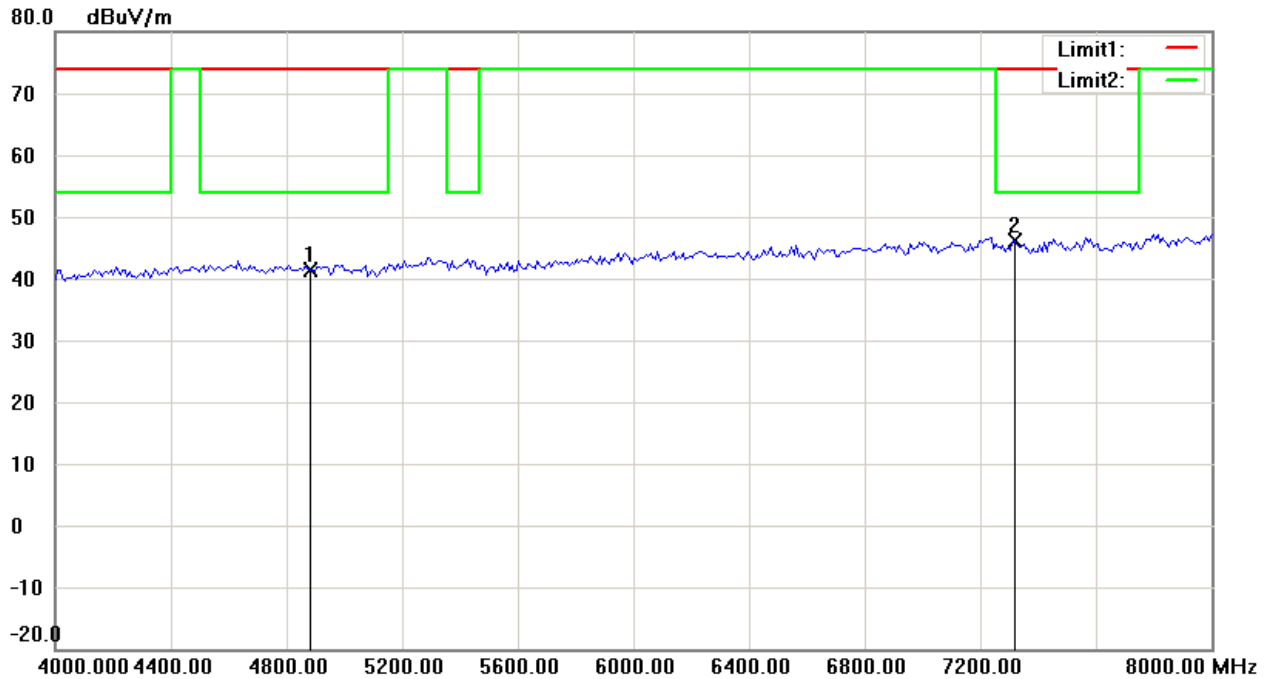
- 1 The attached measurement plots are preliminarily pre-scanned with peak detector for determining the final checking frequencies and are for reference only.
- 2 The some frequencies may exceed the limit line without the specified detectors, but that cannot present the results are failed to the specification of test standard.
- 3 For corrected test results are listed in the relevant table of radiated test data of this test report.



Worldwide Testing Services(Taiwan) Co., Ltd.

Registration number: W6M21012-11105-C-1

FCC ID: T9J-RN171



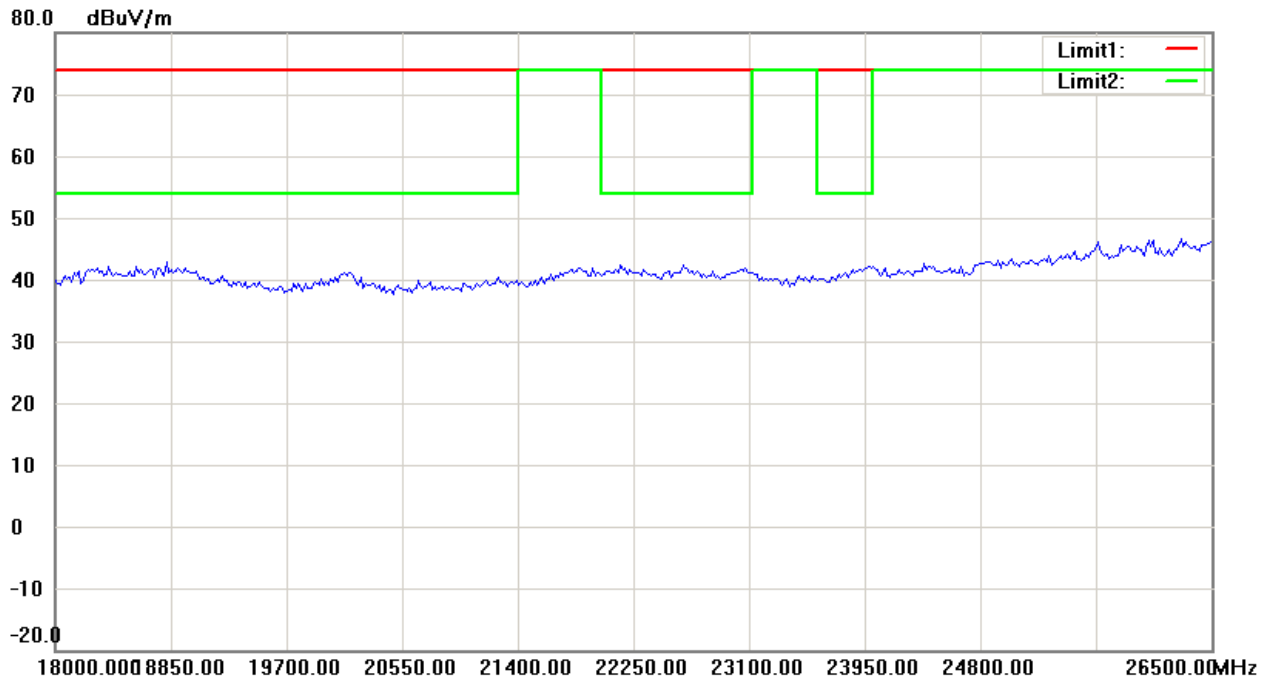
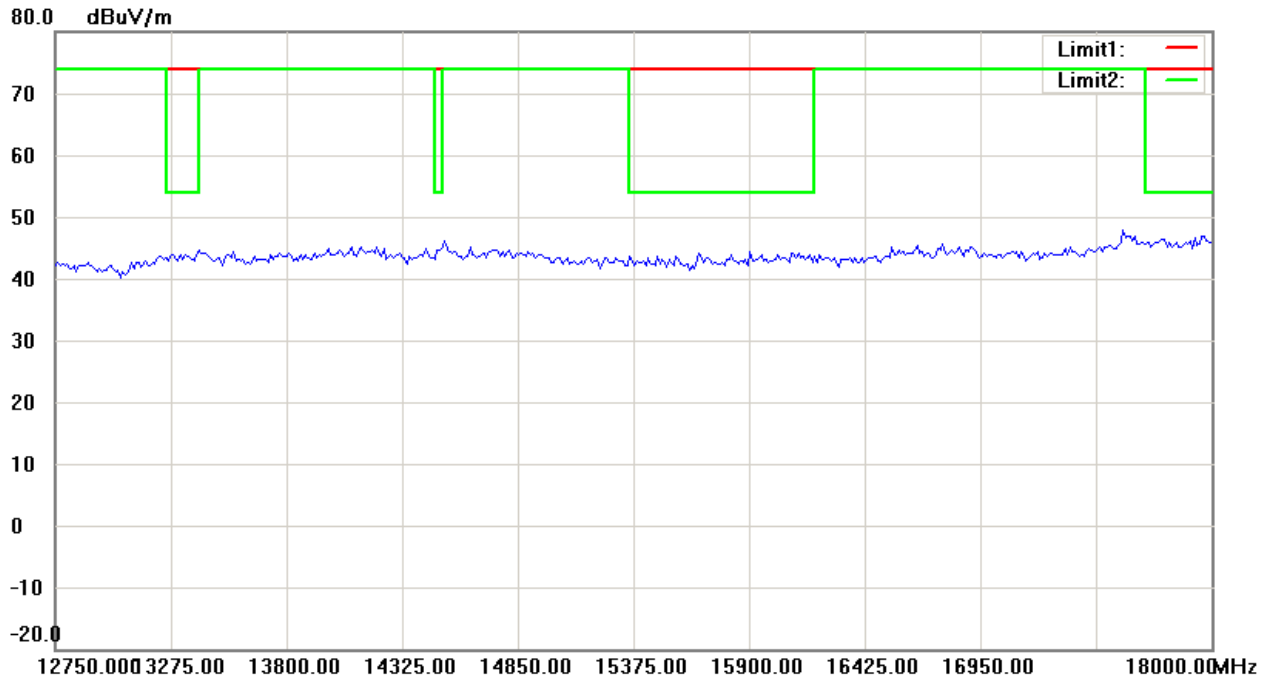
Note: Up Line: Peak Limit Line, Down Line: Ave Limit Line

- 1 The attached measurement plots are preliminarily pre-scanned with peak detector for determining the final checking frequencies and are for reference only.
- 2 The some frequencies may exceed the limit line without the specified detectors, but that cannot present the results are failed to the specification of test standard.
- 3 For corrected test results are listed in the relevant table of radiated test data of this test report.



Worldwide Testing Services(Taiwan) Co., Ltd.

Registration number: W6M21012-11105-C-1
FCC ID: T9J-RN171



Note: Up Line: Peak Limit Line, Down Line: Ave Limit Line

- 1 The attached measurement plots are preliminarily pre-scanned with peak detector for determining the final checking frequencies and are for reference only.
- 2 The some frequencies may exceed the limit line without the specified detectors, but that cannot present the results are failed to the specification of test standard.
- 3 For corrected test results are listed in the relevant table of radiated test data of this test report.



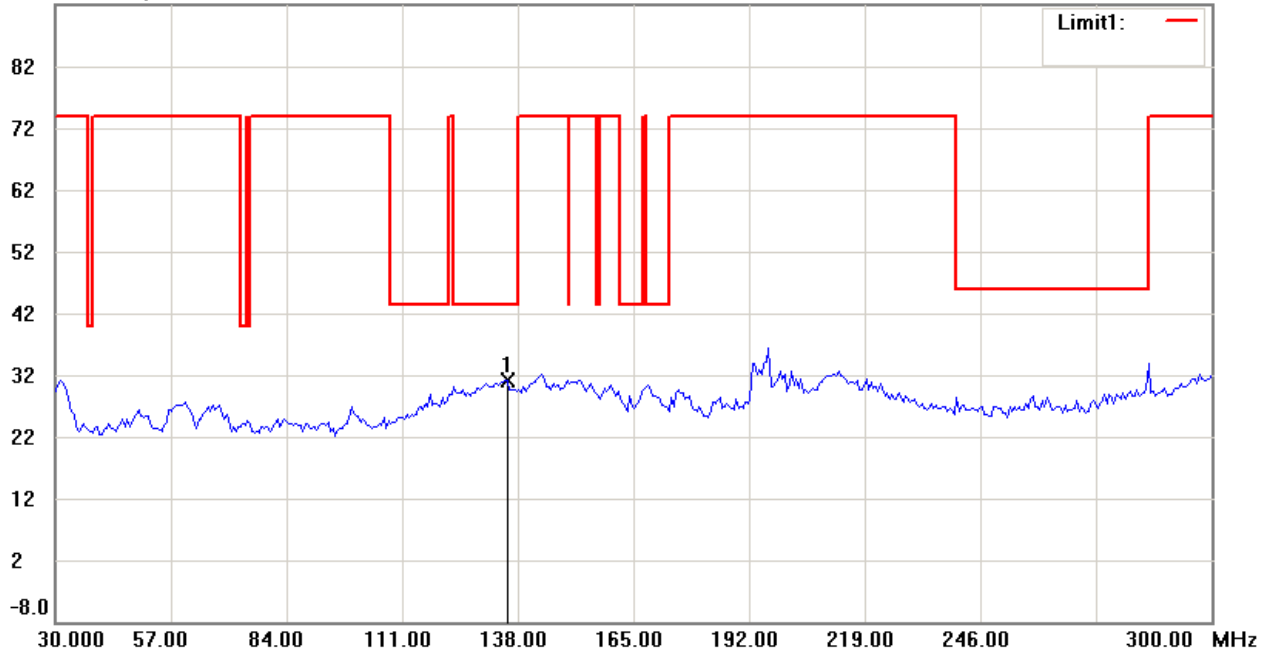
Worldwide Testing Services(Taiwan) Co., Ltd.

Registration number: W6M21012-11105-C-1

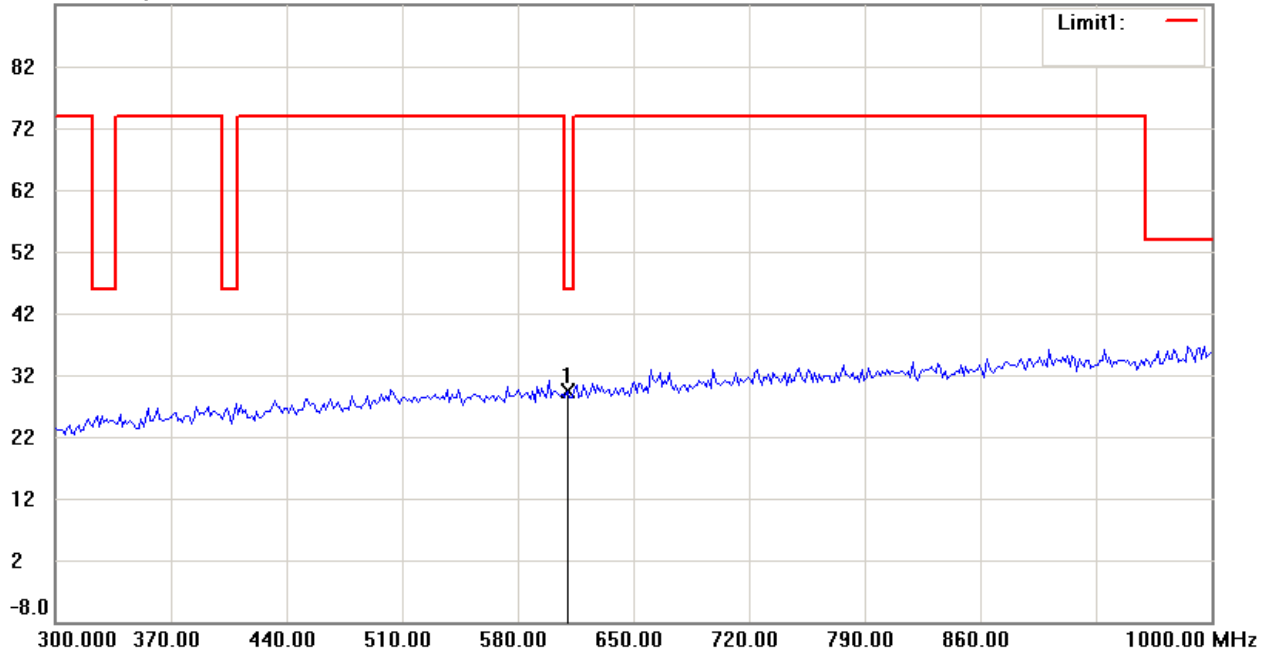
FCC ID: T9J-RN171

Antenna Polarization V

92.0 dBuV/m



92.0 dBuV/m



Note: Up Line: Peak Limit Line, Down Line: Ave Limit Line

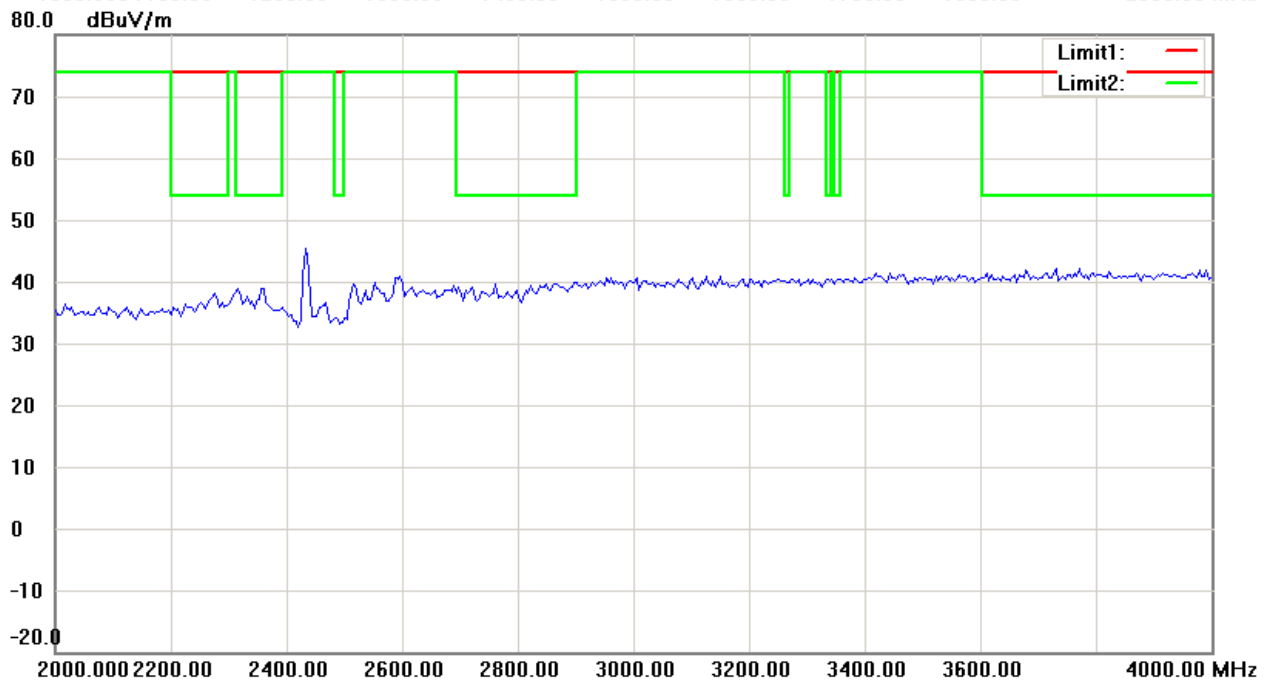
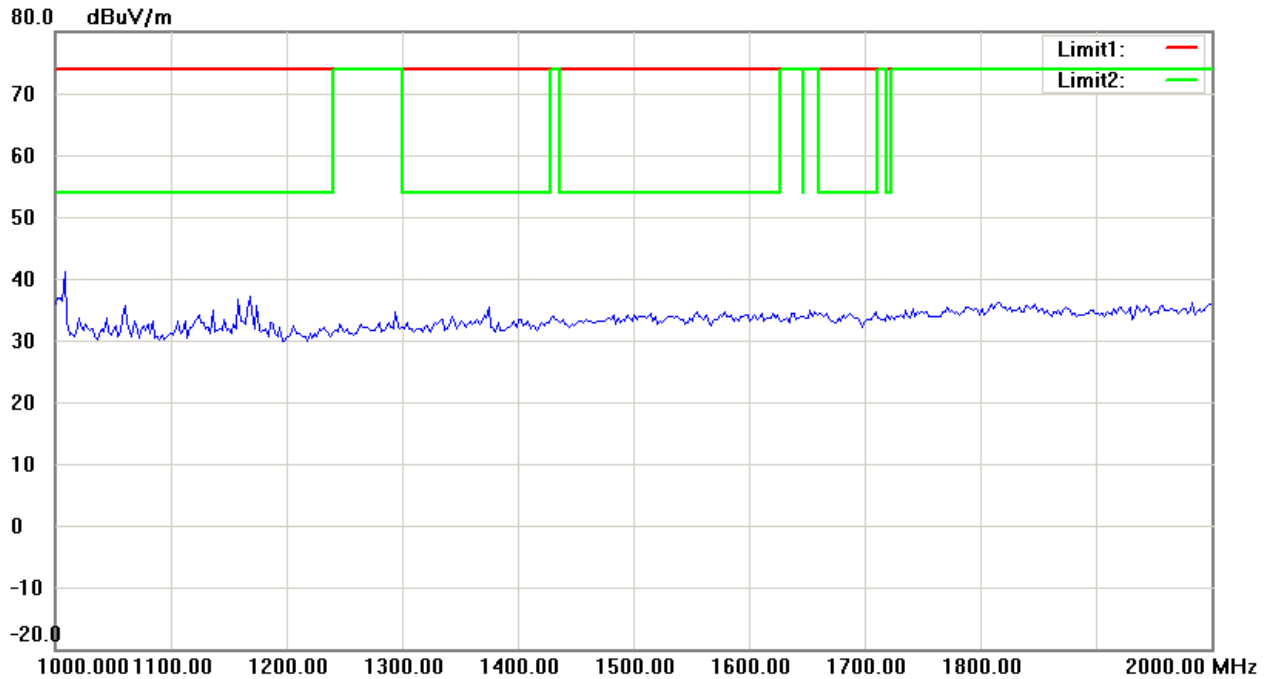
- 1 The attached measurement plots are preliminarily pre-scanned with peak detector for determining the final checking frequencies and are for reference only.
- 2 The some frequencies may exceed the limit line without the specified detectors, but that cannot present the results are failed to the specification of test standard.
- 3 For corrected test results are listed in the relevant table of radiated test data of this test report.



Worldwide Testing Services(Taiwan) Co., Ltd.

Registration number: W6M21012-11105-C-1

FCC ID: T9J-RN171



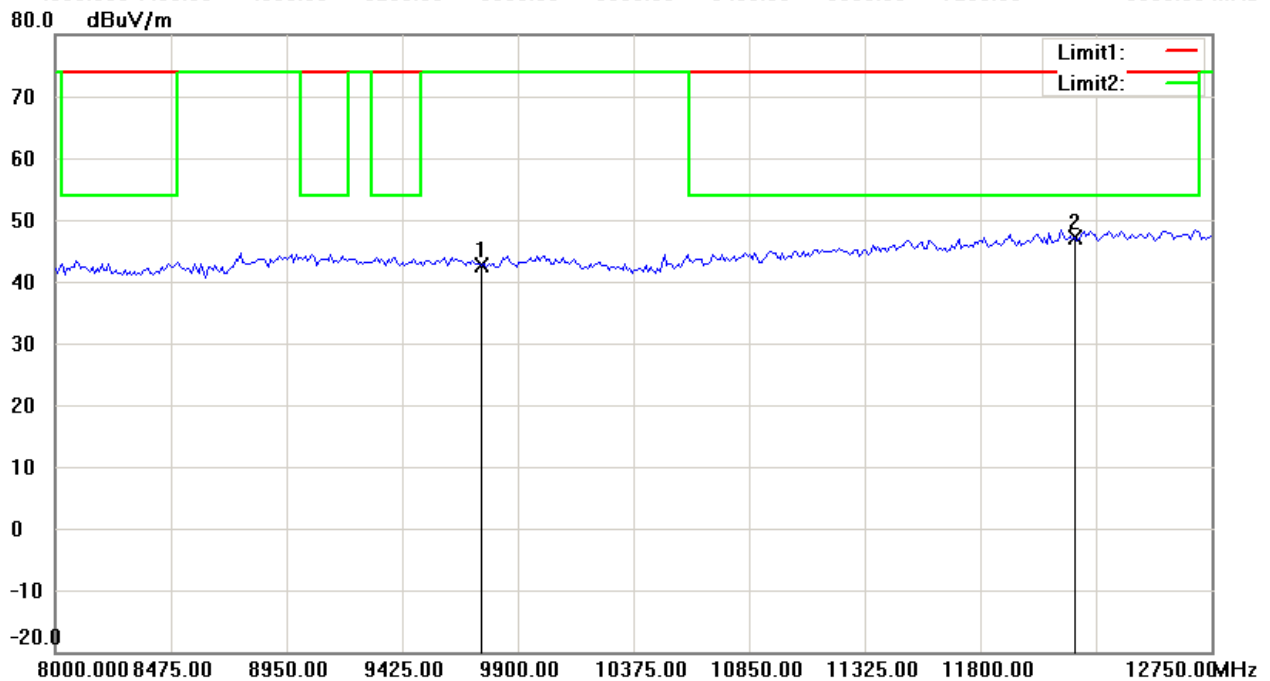
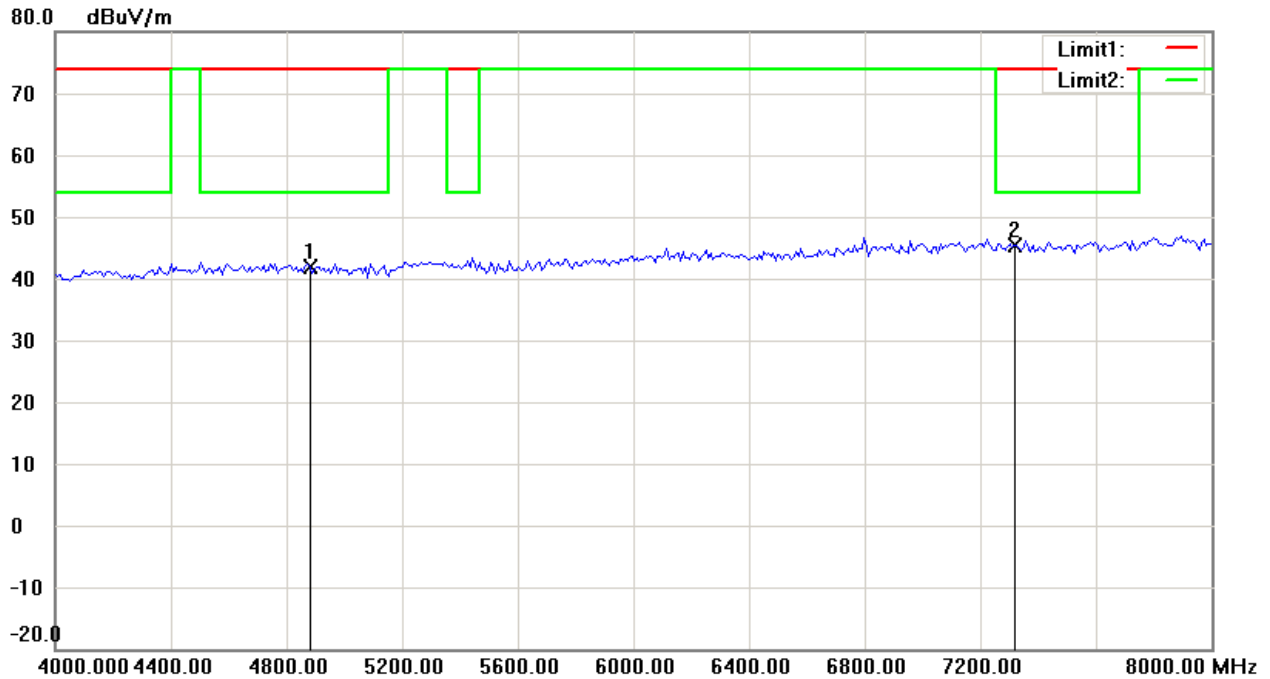
Note: Up Line: Peak Limit Line, Down Line: Ave Limit Line

- 1 The attached measurement plots are preliminarily pre-scanned with peak detector for determining the final checking frequencies and are for reference only.
- 2 The some frequencies may exceed the limit line without the specified detectors, but that cannot present the results are failed to the specification of test standard.
- 3 For corrected test results are listed in the relevant table of radiated test data of this test report.



Worldwide Testing Services(Taiwan) Co., Ltd.

Registration number: W6M21012-11105-C-1
FCC ID: T9J-RN171



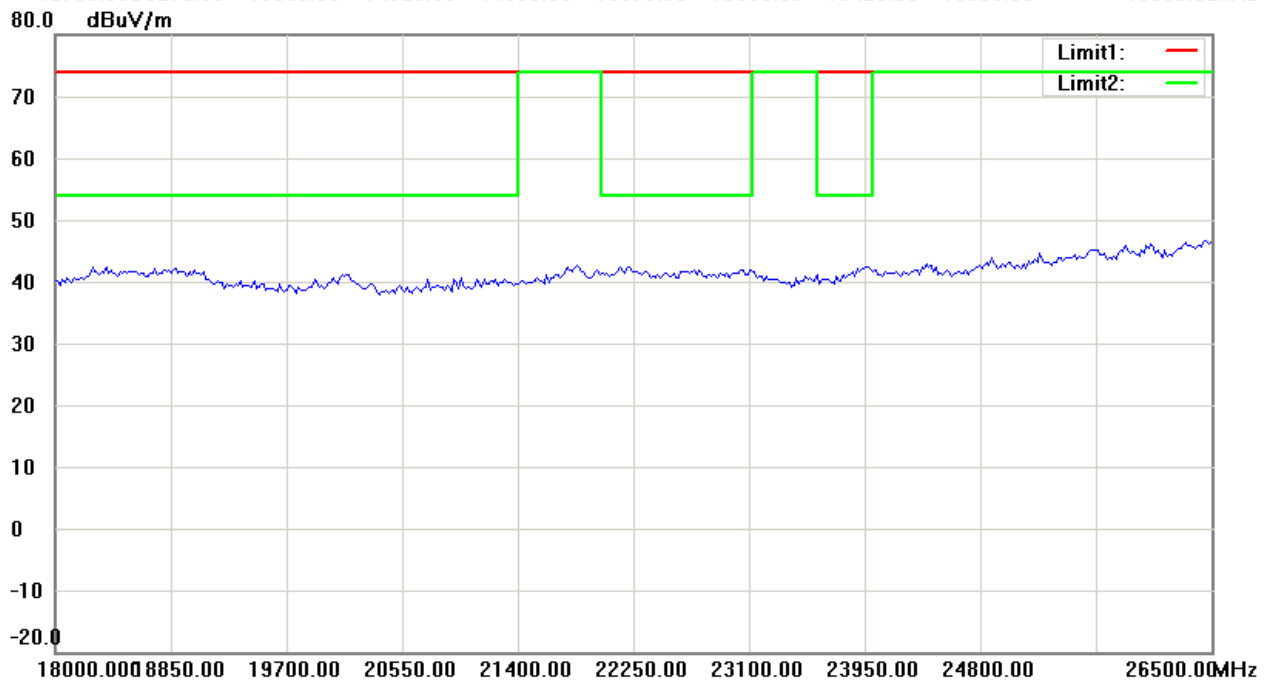
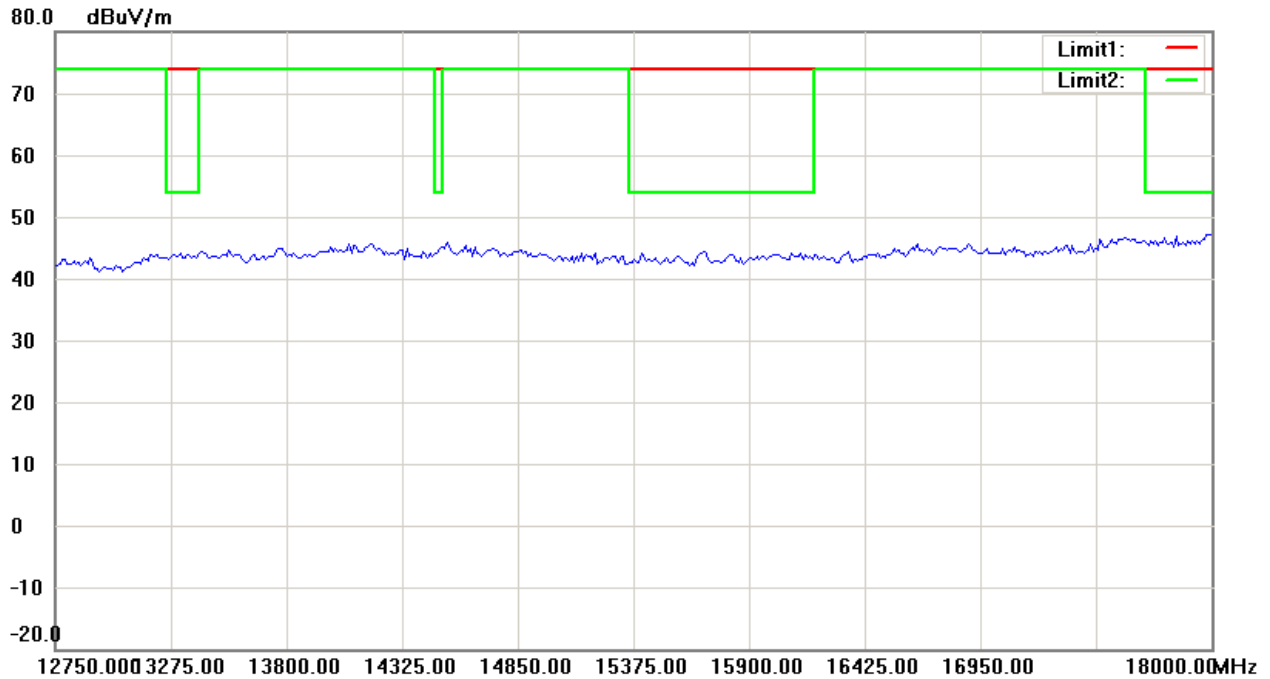
Note: Up Line: Peak Limit Line, Down Line: Ave Limit Line

- 1 The attached measurement plots are preliminarily pre-scanned with peak detector for determining the final checking frequencies and are for reference only.
- 2 The some frequencies may exceed the limit line without the specified detectors, but that cannot present the results are failed to the specification of test standard.
- 3 For corrected test results are listed in the relevant table of radiated test data of this test report.



Worldwide Testing Services(Taiwan) Co., Ltd.

Registration number: W6M21012-11105-C-1
FCC ID: T9J-RN171



Note: Up Line: Peak Limit Line, Down Line: Ave Limit Line

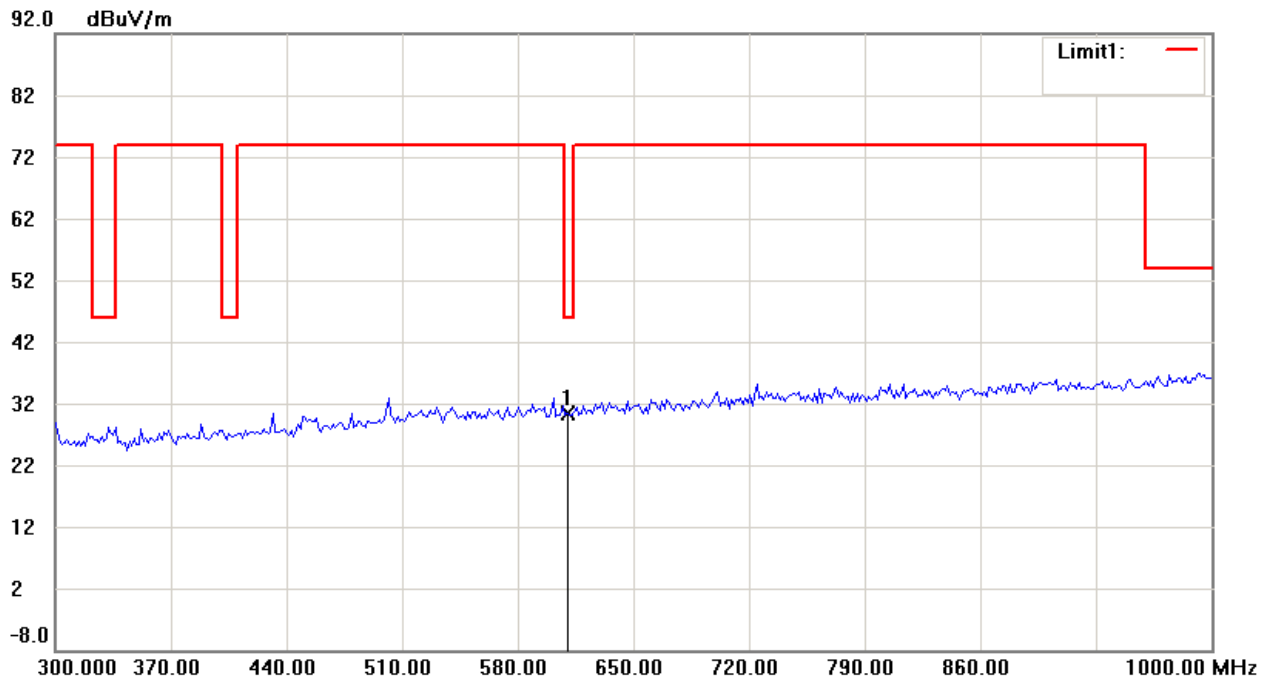
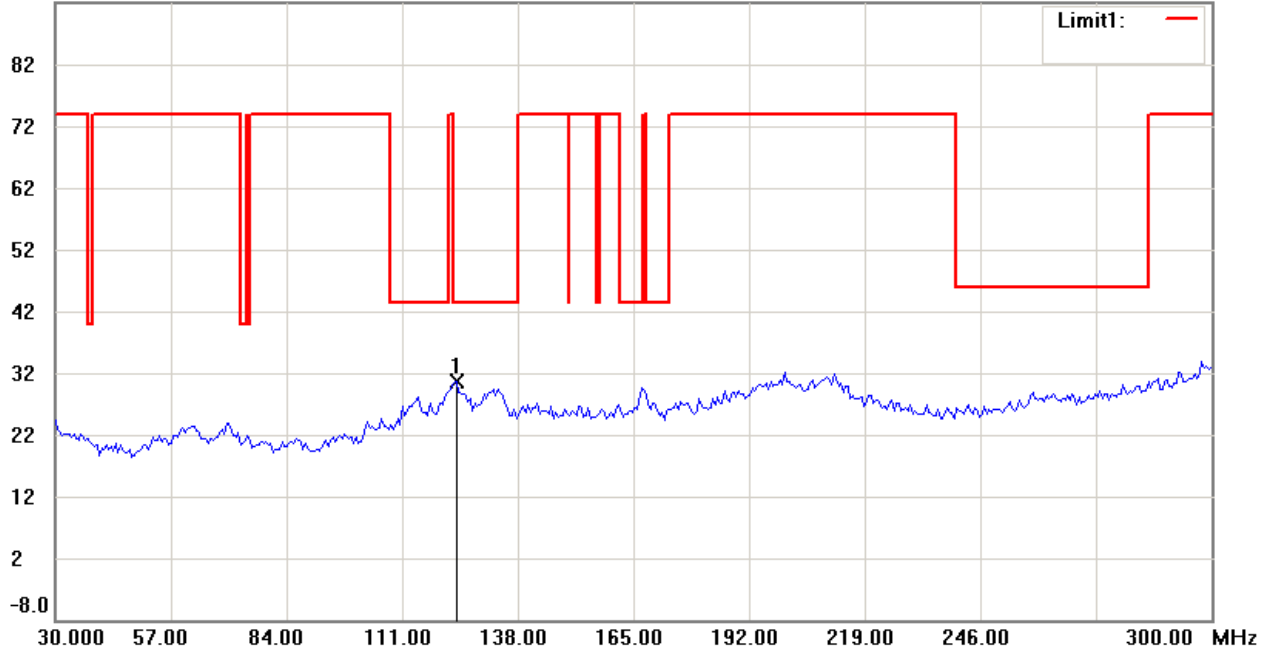
- 1 The attached measurement plots are preliminarily pre-scanned with peak detector for determining the final checking frequencies and are for reference only.
- 2 The some frequencies may exceed the limit line without the specified detectors, but that cannot present the results are failed to the specification of test standard.
- 3 For corrected test results are listed in the relevant table of radiated test data of this test report.



Worldwide Testing Services(Taiwan) Co., Ltd.

Registration number: W6M21012-11105-C-1
FCC ID: T9J-RN171

Channel 11
Antenna Polarization H
92.0 dBuV/m



Note: Up Line: Peak Limit Line, Down Line: Ave Limit Line

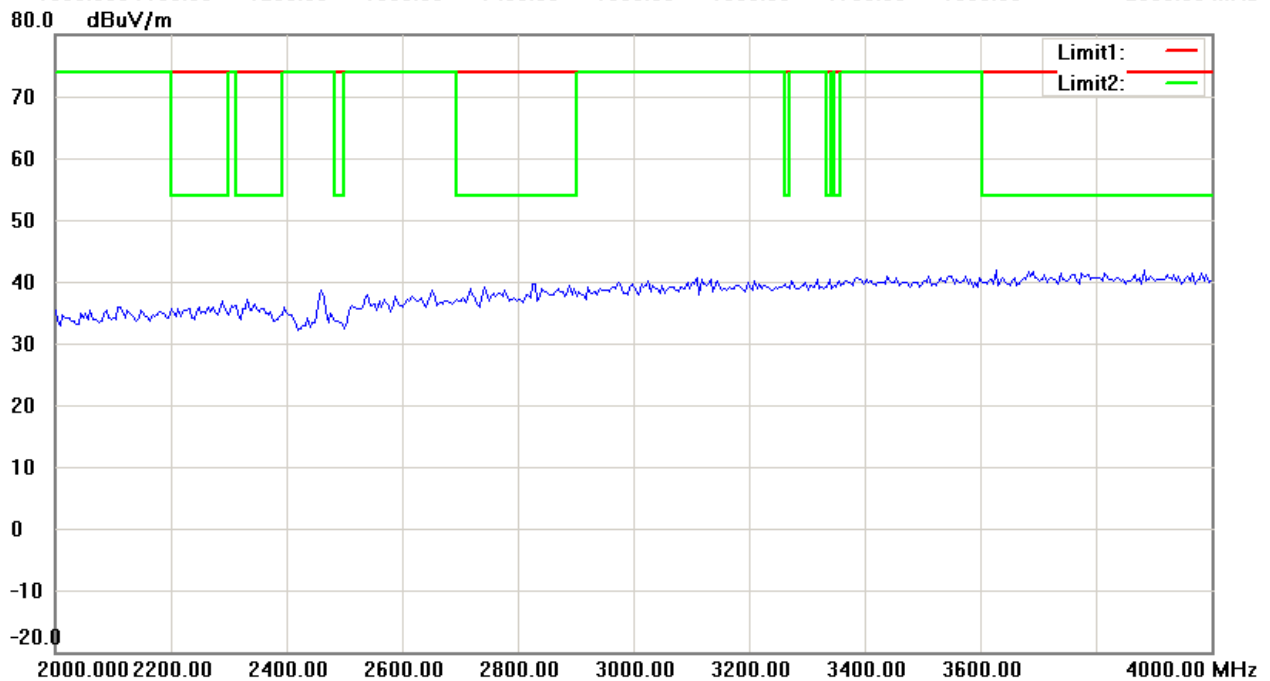
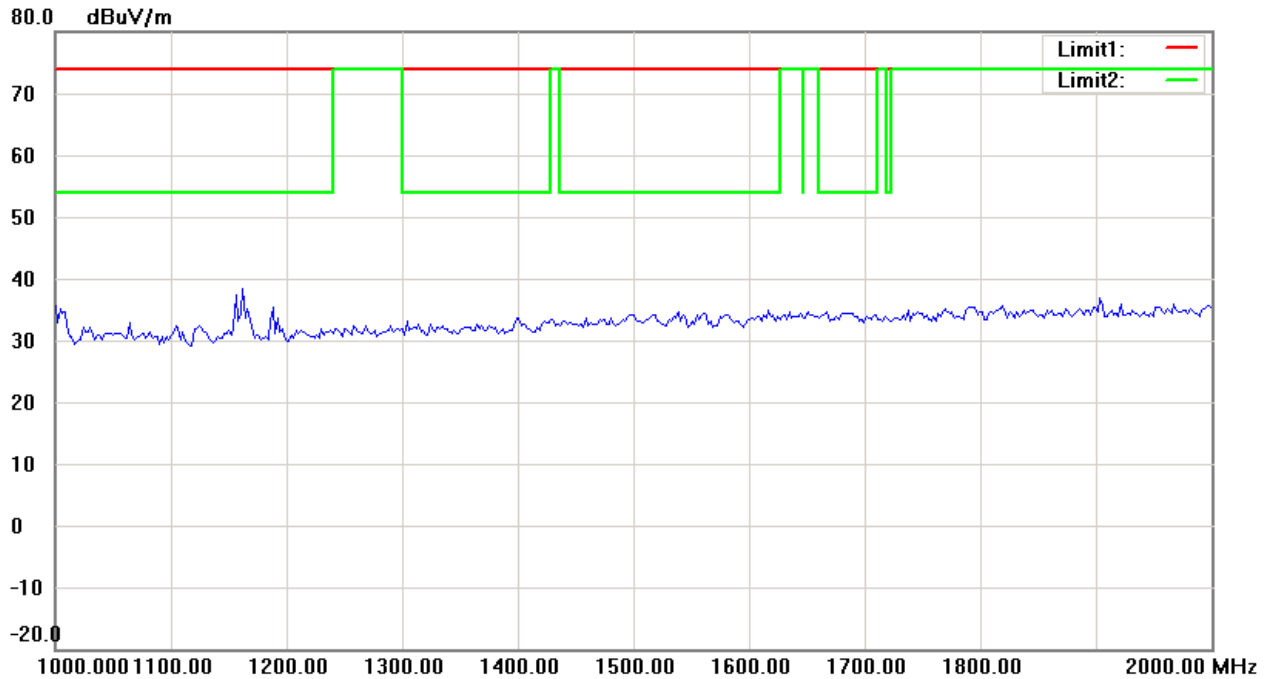
- 1 The attached measurement plots are preliminarily pre-scanned with peak detector for determining the final checking frequencies and are for reference only.
- 2 The some frequencies may exceed the limit line without the specified detectors, but that cannot present the results are failed to the specification of test standard.
- 3 For corrected test results are listed in the relevant table of radiated test data of this test report.



Worldwide Testing Services(Taiwan) Co., Ltd.

Registration number: W6M21012-11105-C-1

FCC ID: T9J-RN171



Note: Up Line: Peak Limit Line, Down Line: Ave Limit Line

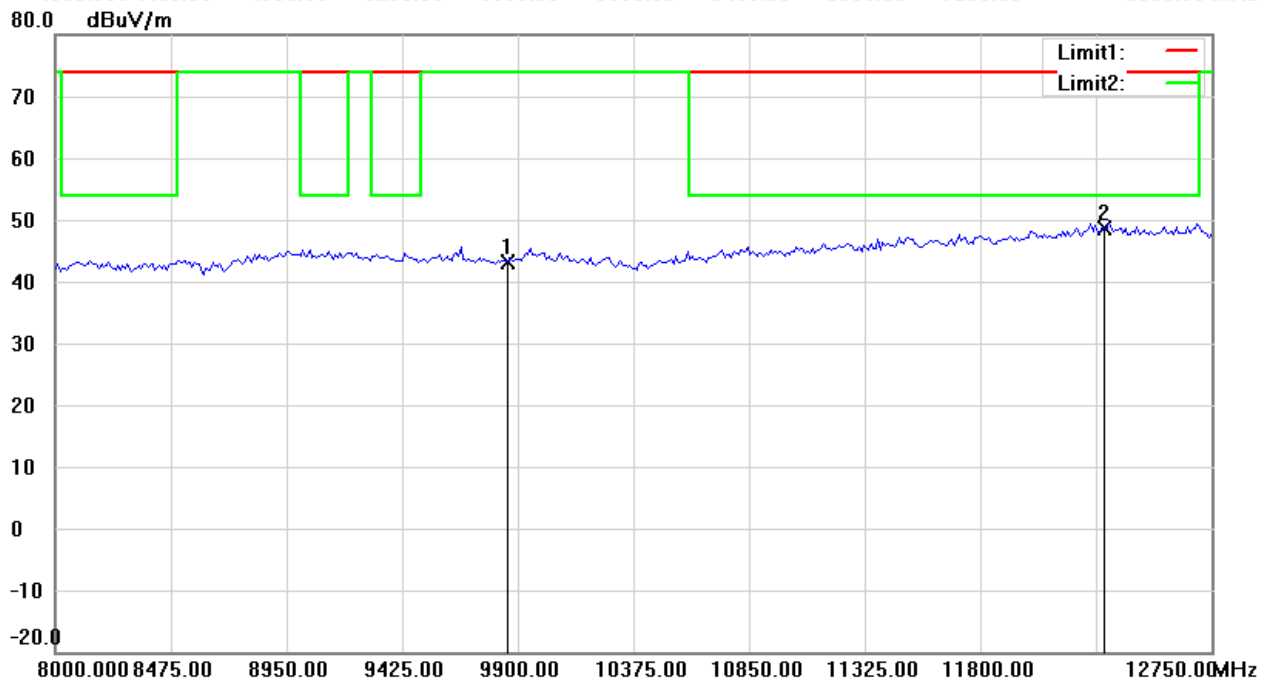
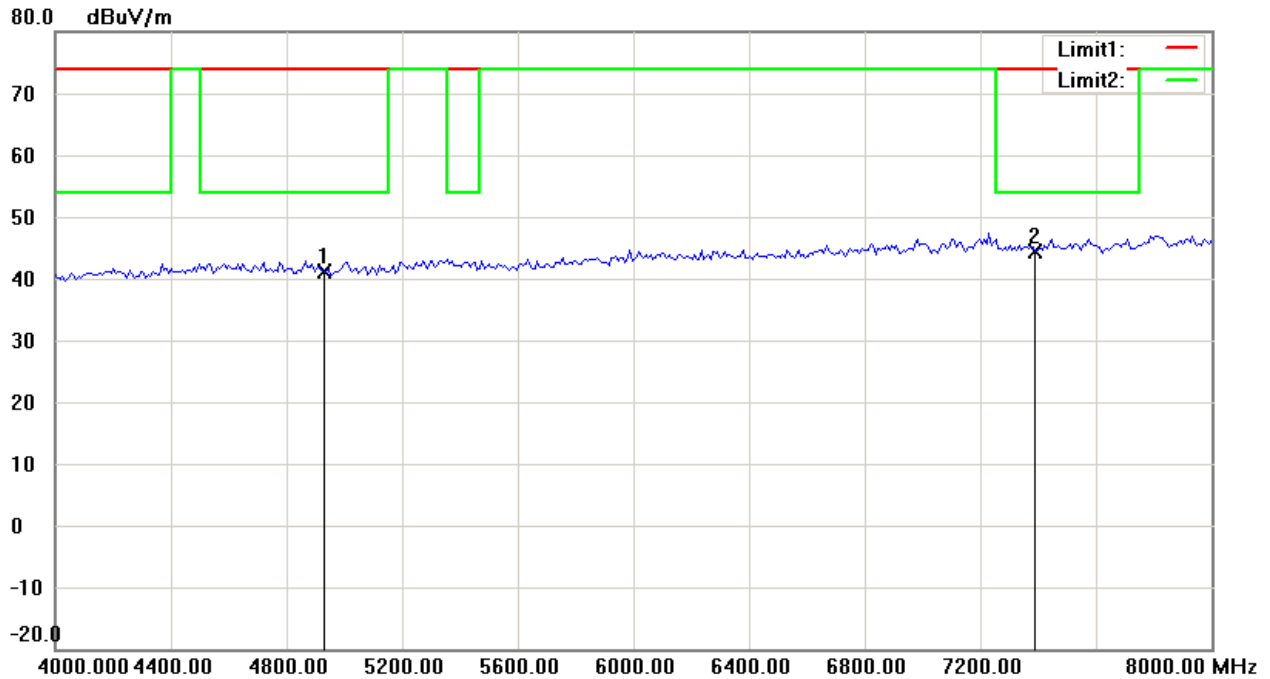
- 1 The attached measurement plots are preliminarily pre-scanned with peak detector for determining the final checking frequencies and are for reference only.
- 2 The some frequencies may exceed the limit line without the specified detectors, but that cannot present the results are failed to the specification of test standard.
- 3 For corrected test results are listed in the relevant table of radiated test data of this test report.



Worldwide Testing Services(Taiwan) Co., Ltd.

Registration number: W6M21012-11105-C-1

FCC ID: T9J-RN171



Note: Up Line: Peak Limit Line, Down Line: Ave Limit Line

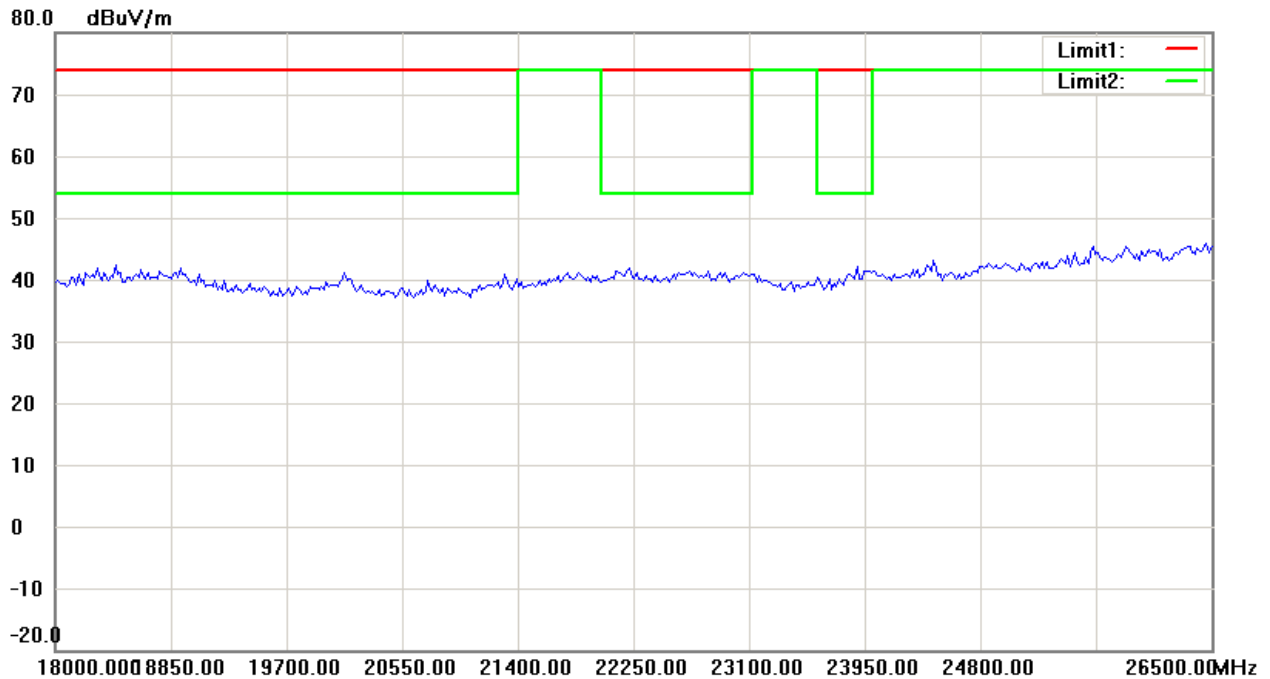
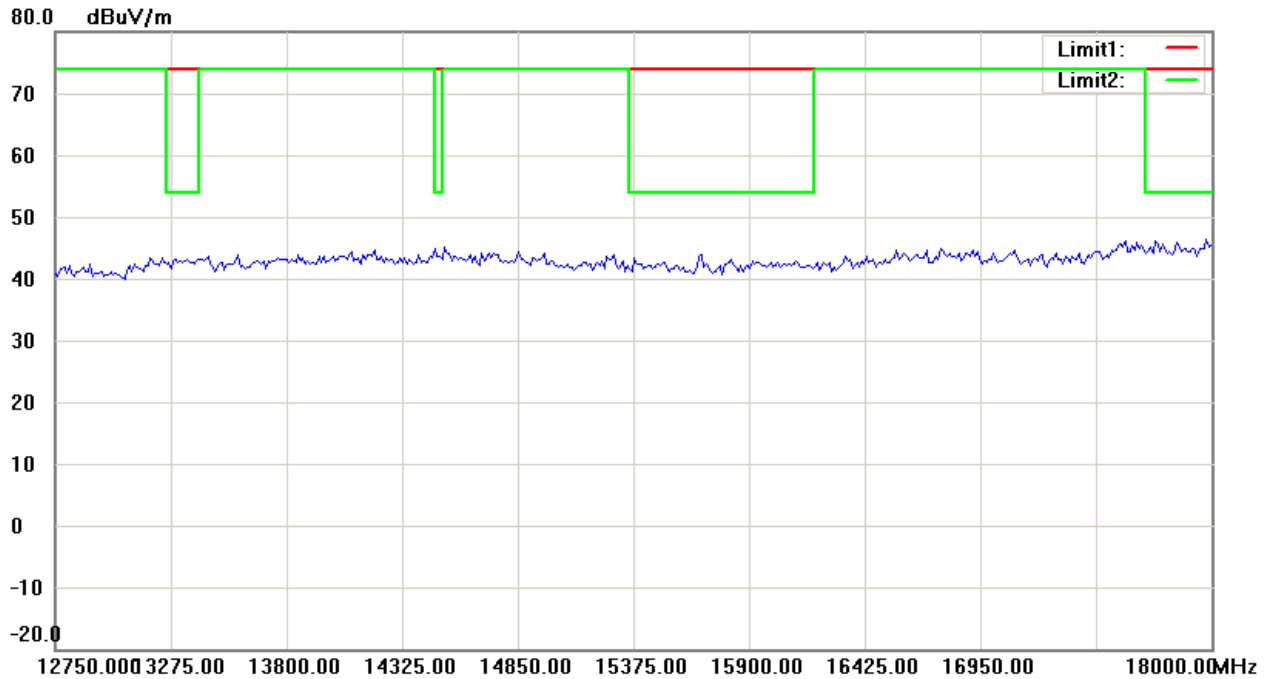
- 1 The attached measurement plots are preliminarily pre-scanned with peak detector for determining the final checking frequencies and are for reference only.
- 2 The some frequencies may exceed the limit line without the specified detectors, but that cannot present the results are failed to the specification of test standard.
- 3 For corrected test results are listed in the relevant table of radiated test data of this test report.



Worldwide Testing Services(Taiwan) Co., Ltd.

Registration number: W6M21012-11105-C-1

FCC ID: T9J-RN171



Note: Up Line: Peak Limit Line, Down Line: Ave Limit Line

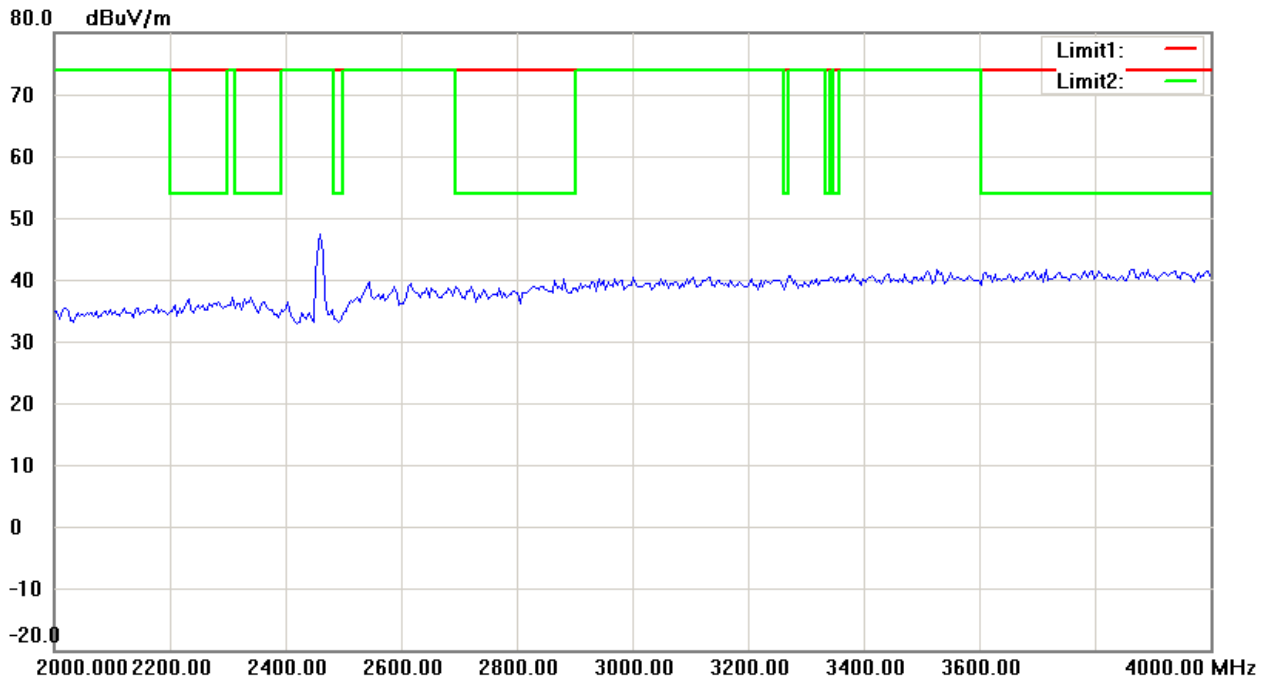
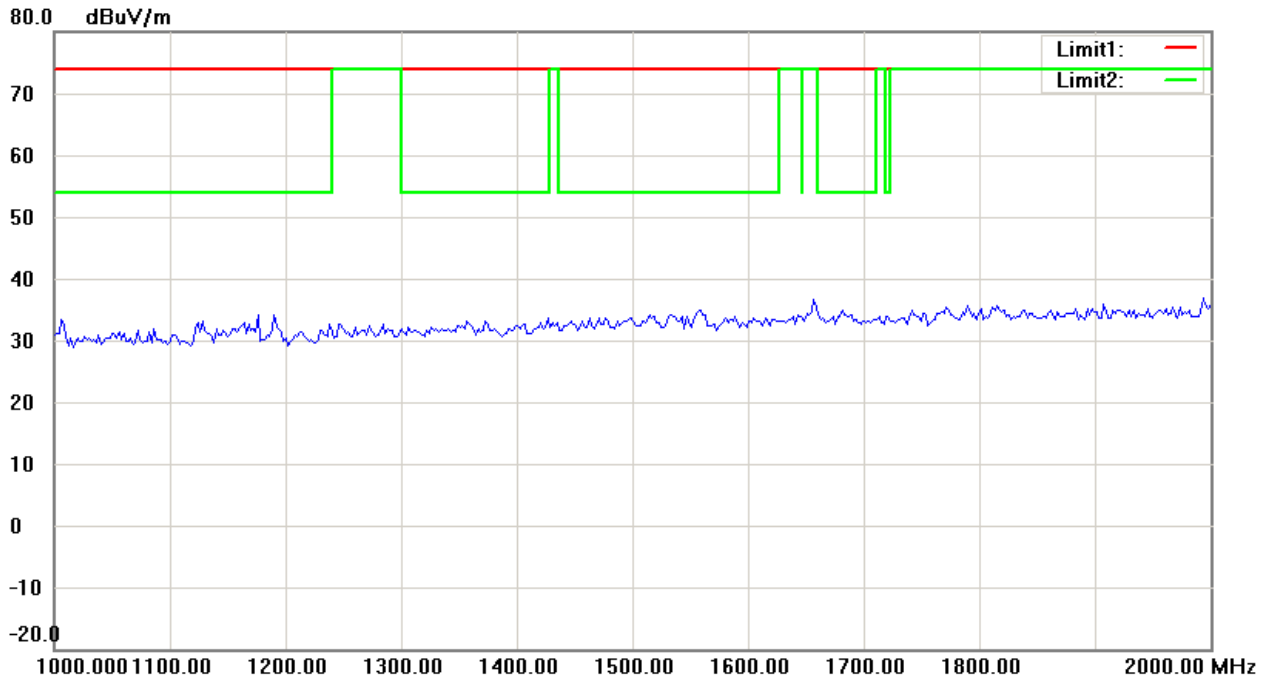
- 1 The attached measurement plots are preliminarily pre-scanned with peak detector for determining the final checking frequencies and are for reference only.
- 2 The some frequencies may exceed the limit line without the specified detectors, but that cannot present the results are failed to the specification of test standard.
- 3 For corrected test results are listed in the relevant table of radiated test data of this test report.



Worldwide Testing Services(Taiwan) Co., Ltd.

Registration number: W6M21012-11105-C-1

FCC ID: T9J-RN171



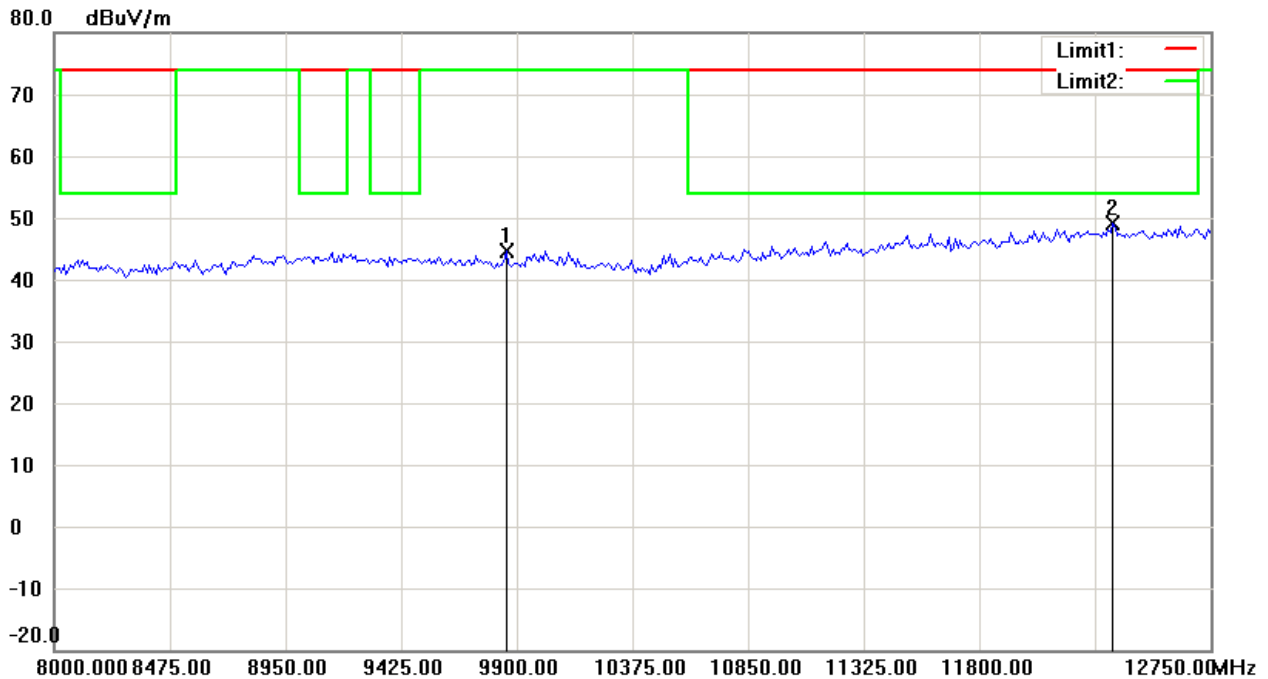
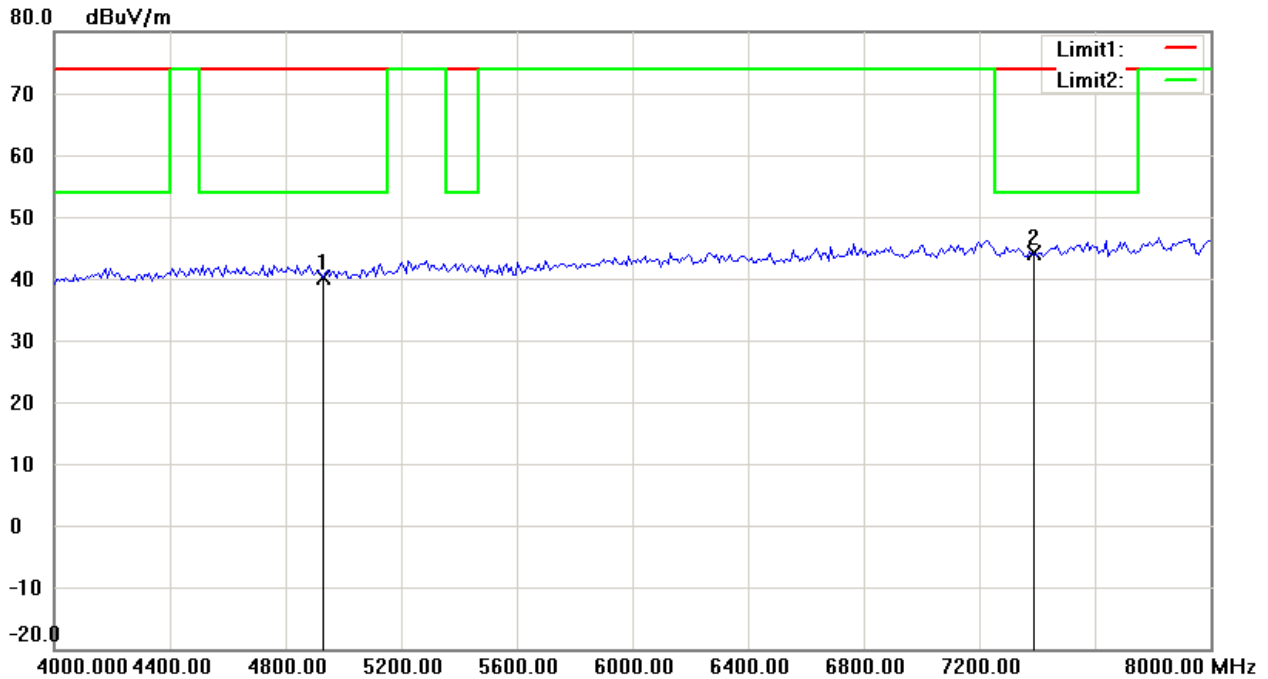
Note: Up Line: Peak Limit Line, Down Line: Ave Limit Line

- 1 The attached measurement plots are preliminarily pre-scanned with peak detector for determining the final checking frequencies and are for reference only.
- 2 The some frequencies may exceed the limit line without the specified detectors, but that cannot present the results are failed to the specification of test standard.
- 3 For corrected test results are listed in the relevant table of radiated test data of this test report.



Worldwide Testing Services(Taiwan) Co., Ltd.

Registration number: W6M21012-11105-C-1
FCC ID: T9J-RN171



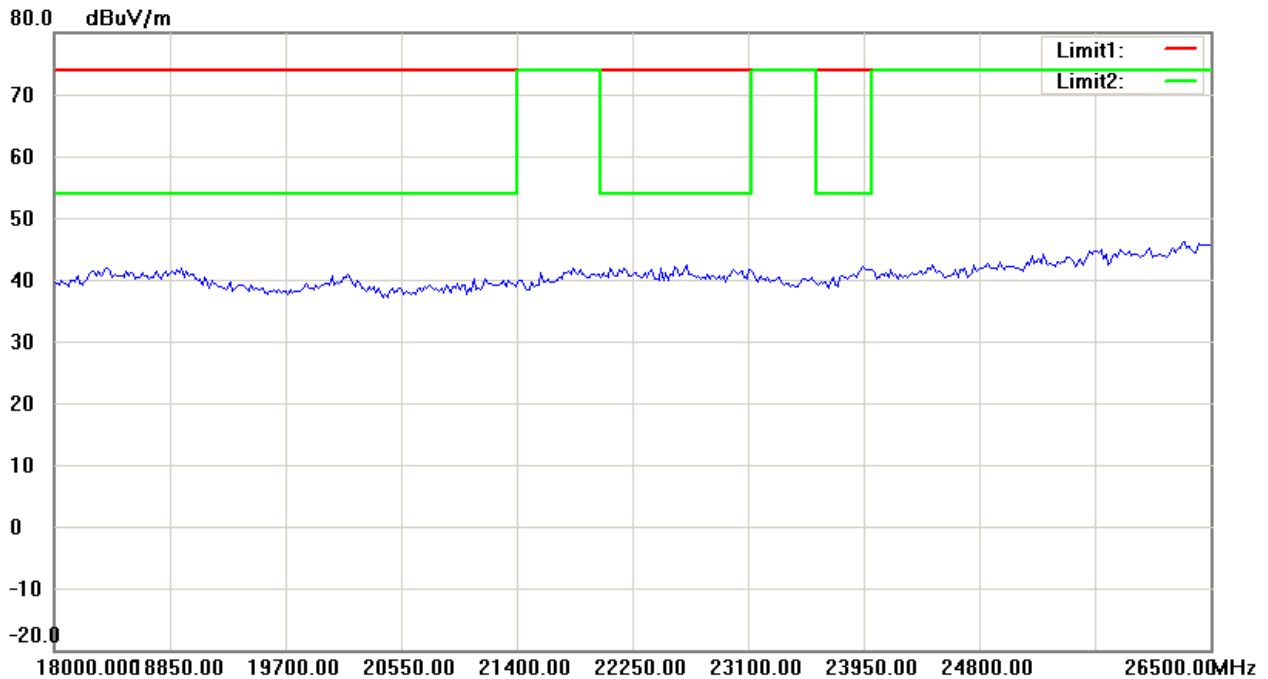
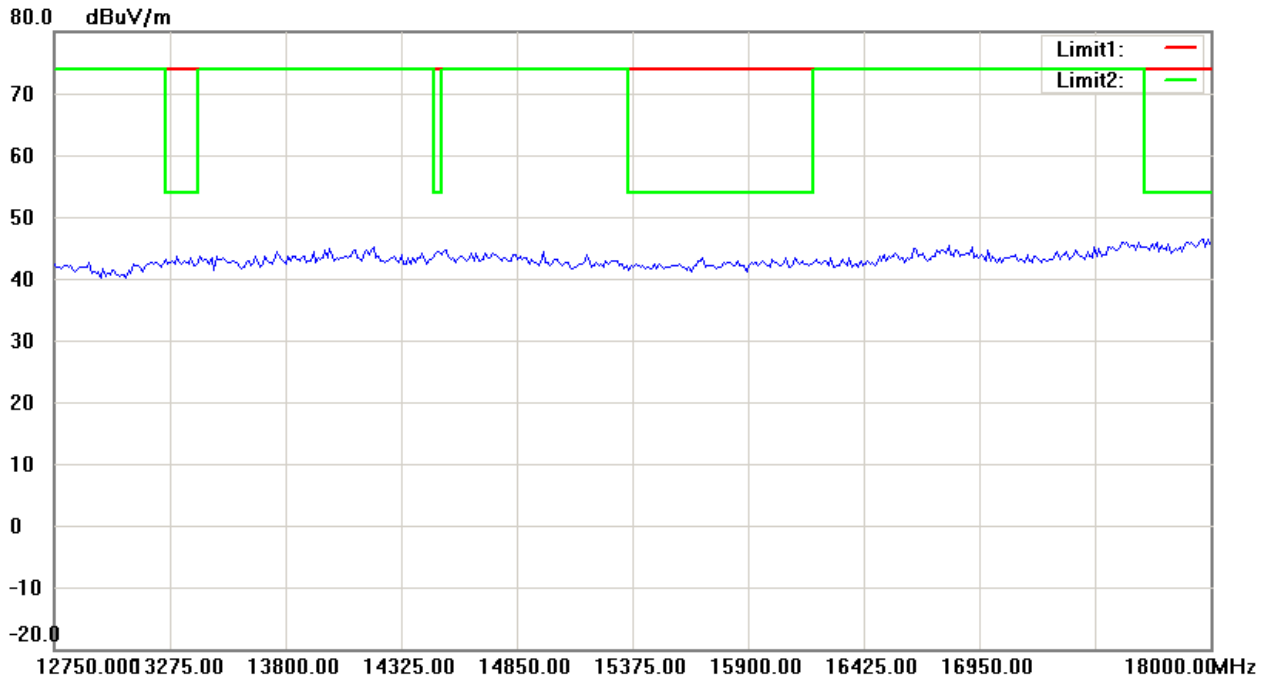
Note: Up Line: Peak Limit Line, Down Line: Ave Limit Line

- 1 The attached measurement plots are preliminarily pre-scanned with peak detector for determining the final checking frequencies and are for reference only.
- 2 The some frequencies may exceed the limit line without the specified detectors, but that cannot present the results are failed to the specification of test standard.
- 3 For corrected test results are listed in the relevant table of radiated test data of this test report.



Worldwide Testing Services(Taiwan) Co., Ltd.

Registration number: W6M21012-11105-C-1
FCC ID: T9J-RN171



Note: Up Line: Peak Limit Line, Down Line: Ave Limit Line

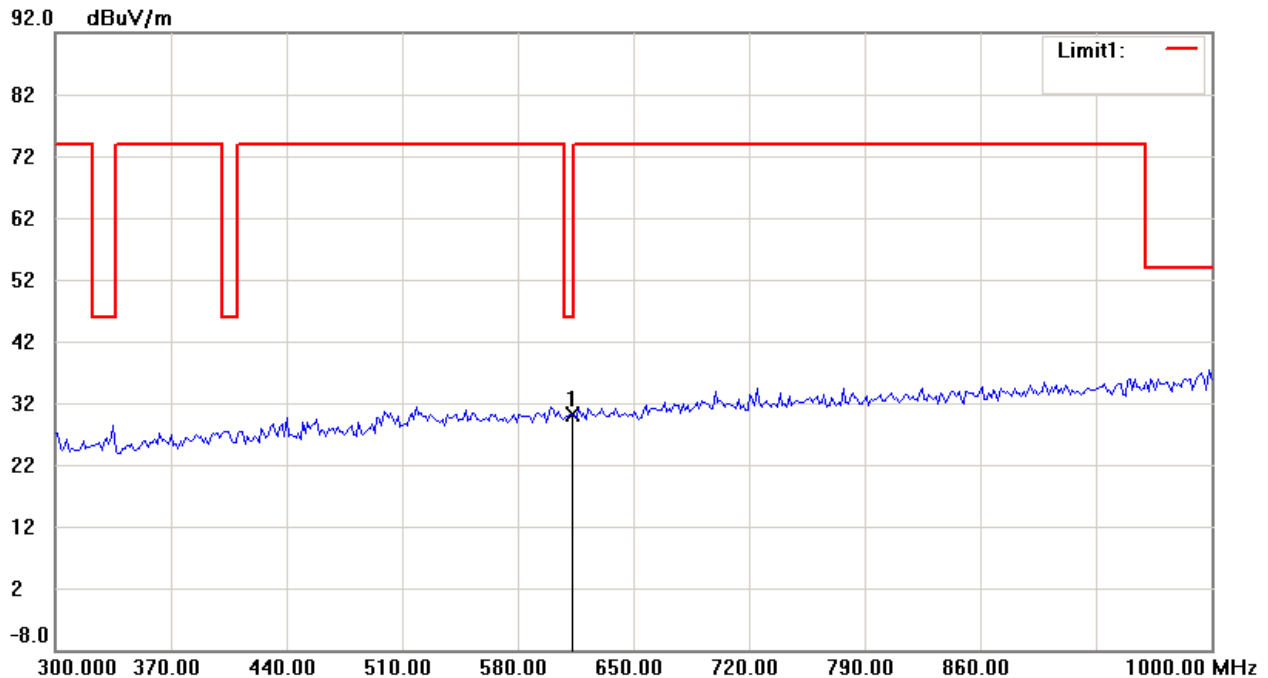
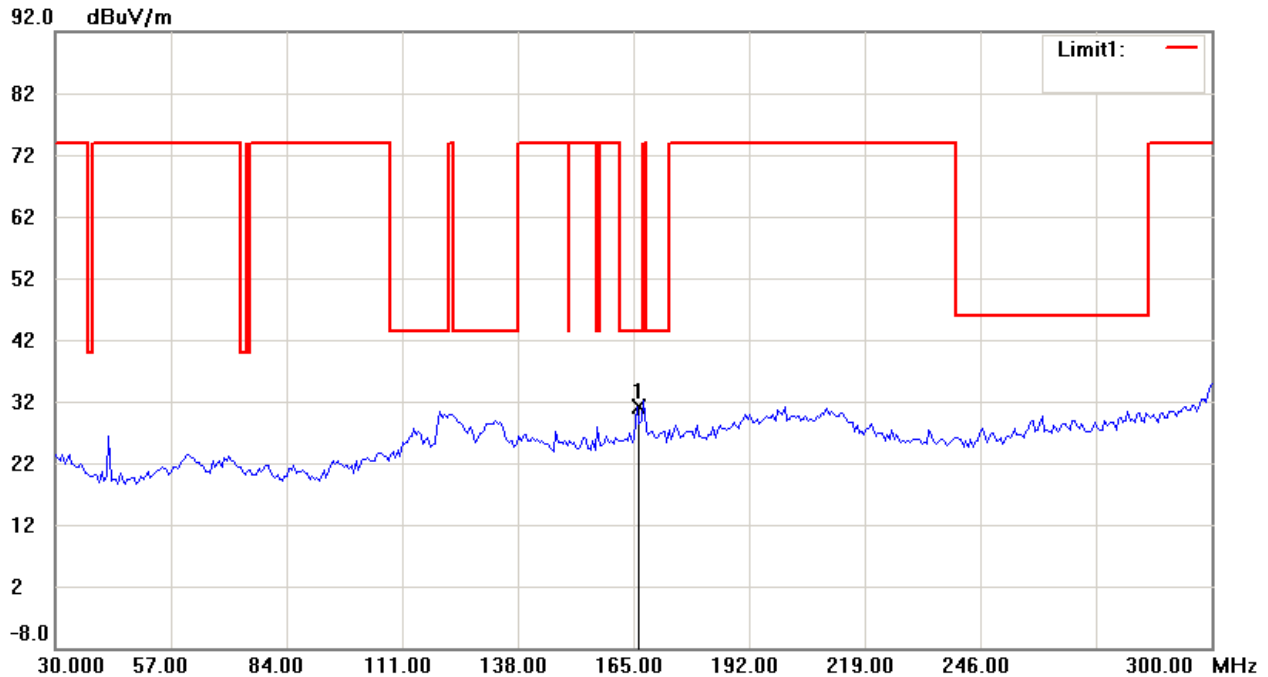
- 1 The attached measurement plots are preliminarily pre-scanned with peak detector for determining the final checking frequencies and are for reference only.
- 2 The some frequencies may exceed the limit line without the specified detectors, but that cannot present the results are failed to the specification of test standard.
- 3 For corrected test results are listed in the relevant table of radiated test data of this test report.



Worldwide Testing Services(Taiwan) Co., Ltd.

Registration number: W6M21012-11105-C-1
FCC ID: T9J-RN171

802.11g
Channel 1
Antenna Polarization H



Note: Up Line: Peak Limit Line, Down Line: Ave Limit Line

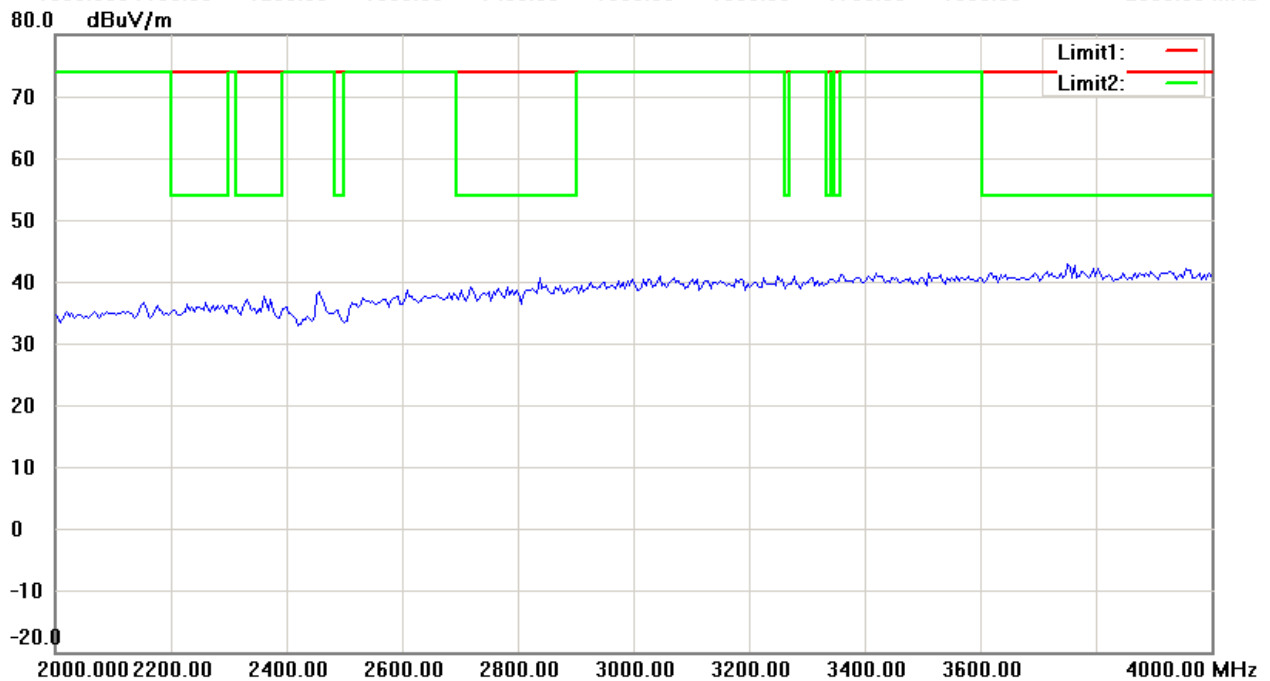
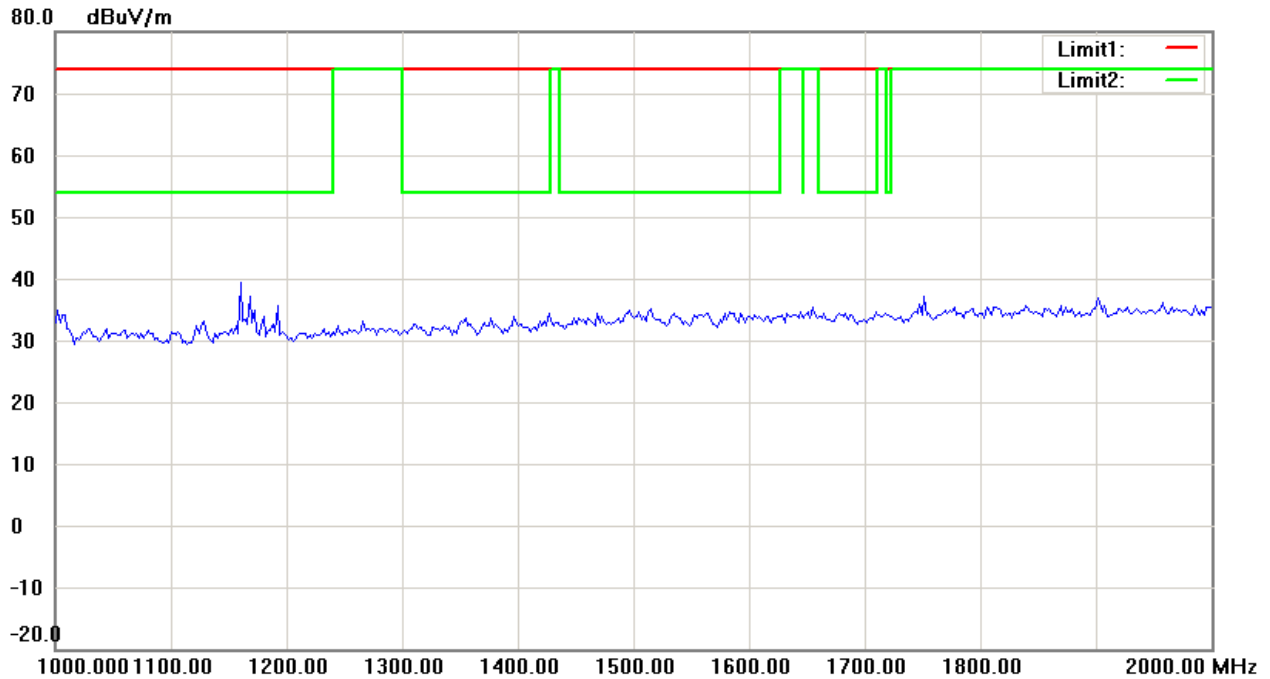
- 1 The attached measurement plots are preliminarily pre-scanned with peak detector for determining the final checking frequencies and are for reference only.
- 2 The some frequencies may exceed the limit line without the specified detectors, but that cannot present the results are failed to the specification of test standard.
- 3 For corrected test results are listed in the relevant table of radiated test data of this test report.



Worldwide Testing Services(Taiwan) Co., Ltd.

Registration number: W6M21012-11105-C-1

FCC ID: T9J-RN171



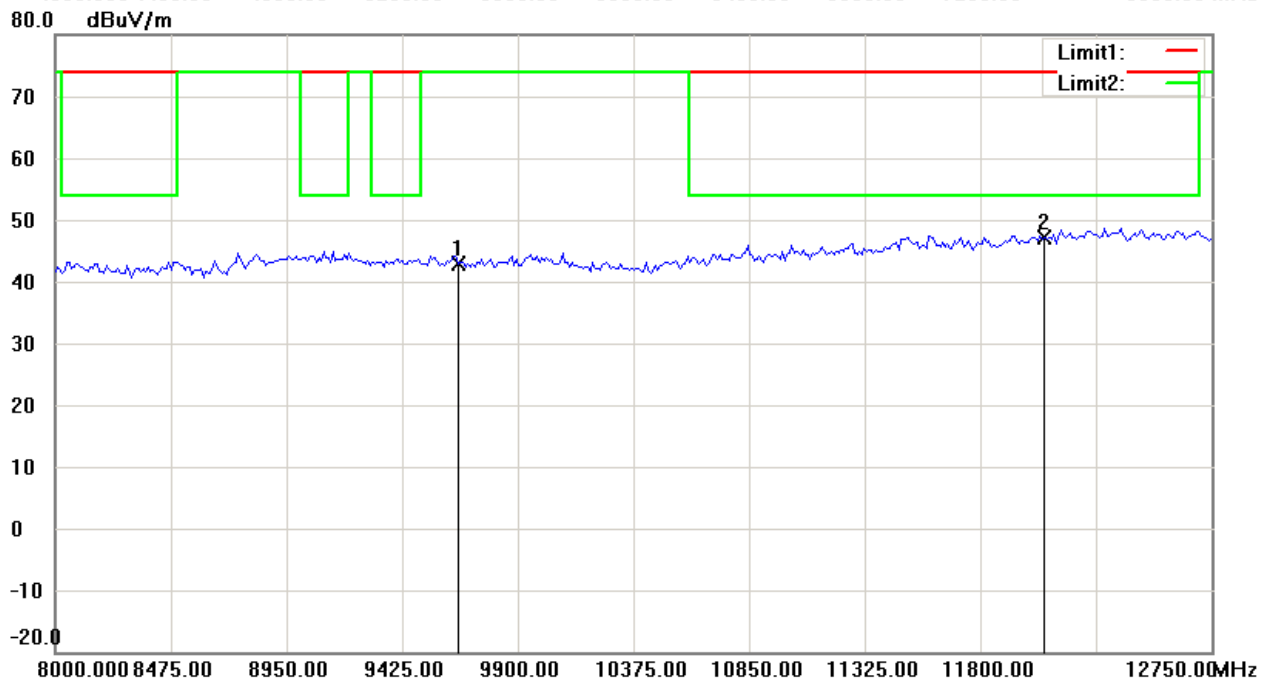
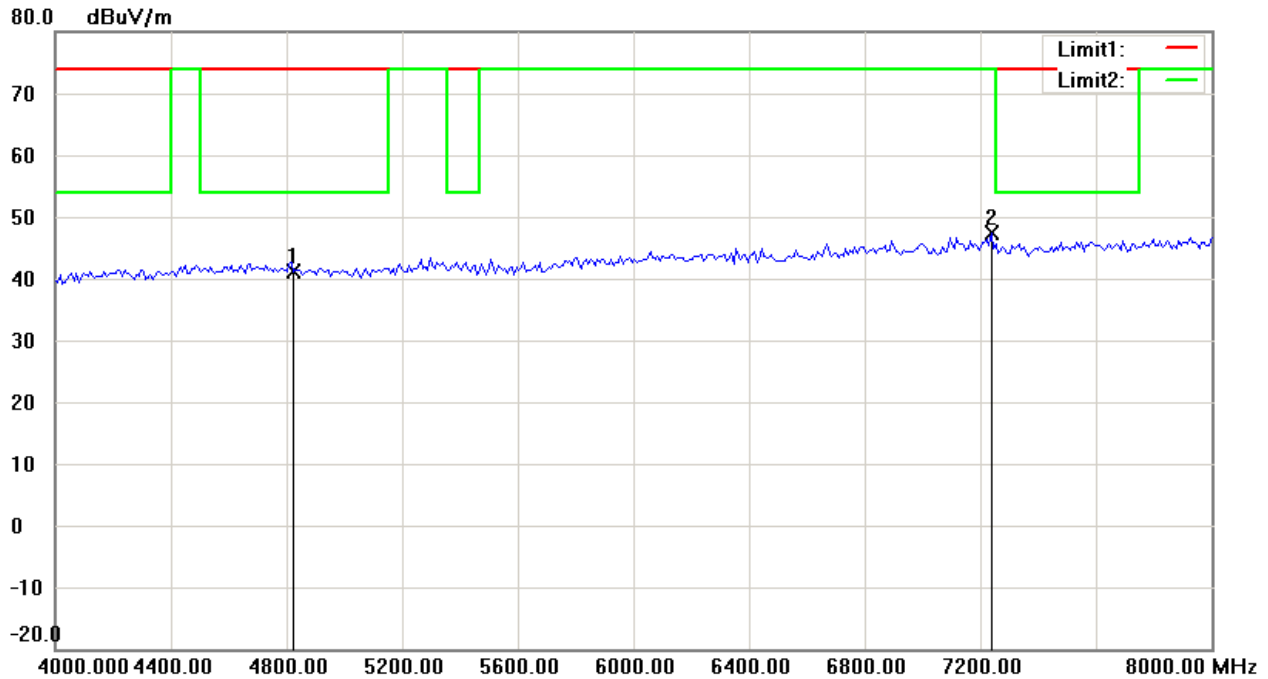
Note: Up Line: Peak Limit Line, Down Line: Ave Limit Line

- 1 The attached measurement plots are preliminarily pre-scanned with peak detector for determining the final checking frequencies and are for reference only.
- 2 The some frequencies may exceed the limit line without the specified detectors, but that cannot present the results are failed to the specification of test standard.
- 3 For corrected test results are listed in the relevant table of radiated test data of this test report.



Worldwide Testing Services(Taiwan) Co., Ltd.

Registration number: W6M21012-11105-C-1
FCC ID: T9J-RN171



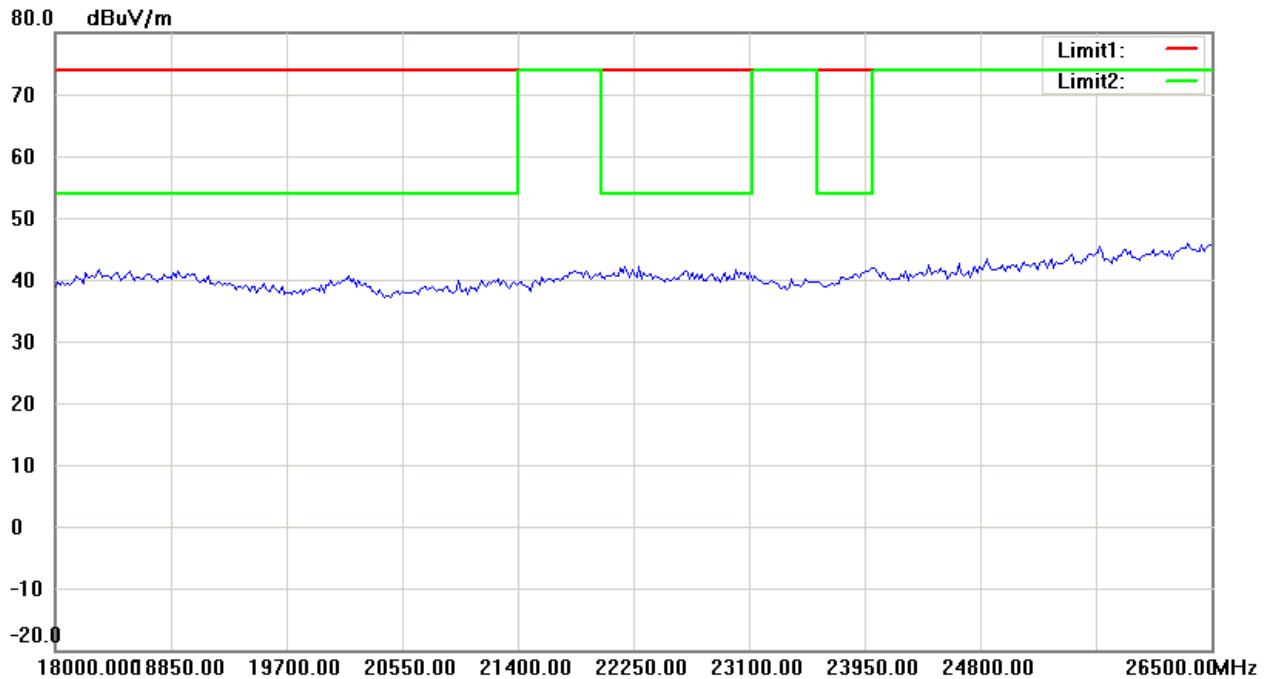
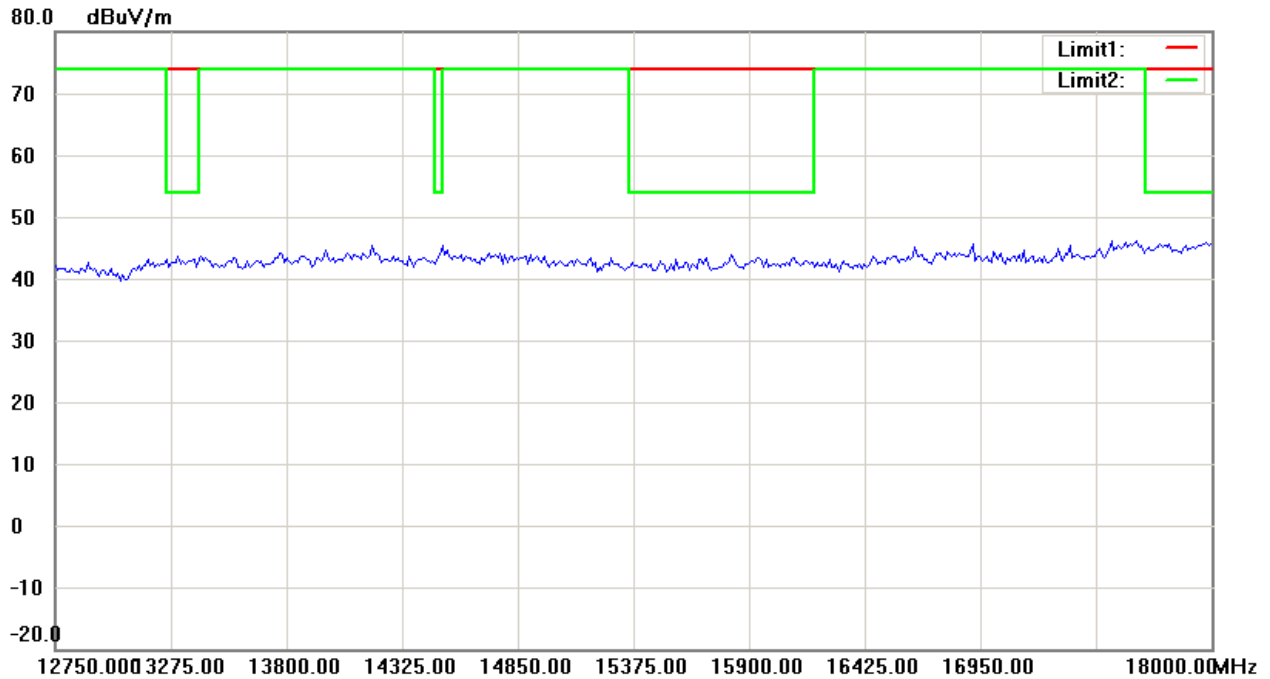
Note: Up Line: Peak Limit Line, Down Line: Ave Limit Line

- 1 The attached measurement plots are preliminarily pre-scanned with peak detector for determining the final checking frequencies and are for reference only.
- 2 The some frequencies may exceed the limit line without the specified detectors, but that cannot present the results are failed to the specification of test standard.
- 3 For corrected test results are listed in the relevant table of radiated test data of this test report.



Worldwide Testing Services(Taiwan) Co., Ltd.

Registration number: W6M21012-11105-C-1
FCC ID: T9J-RN171



Note: Up Line: Peak Limit Line, Down Line: Ave Limit Line

- 1 The attached measurement plots are preliminarily pre-scanned with peak detector for determining the final checking frequencies and are for reference only.
- 2 The some frequencies may exceed the limit line without the specified detectors, but that cannot present the results are failed to the specification of test standard.
- 3 For corrected test results are listed in the relevant table of radiated test data of this test report.



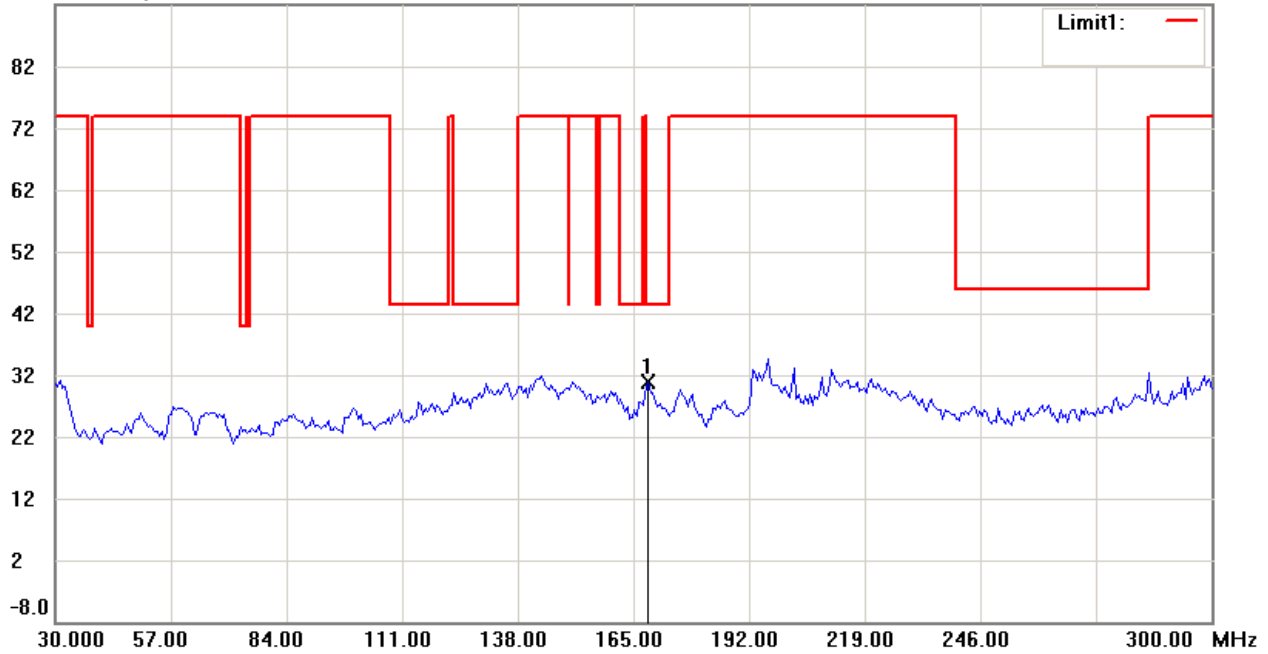
Worldwide Testing Services(Taiwan) Co., Ltd.

Registration number: W6M21012-11105-C-1

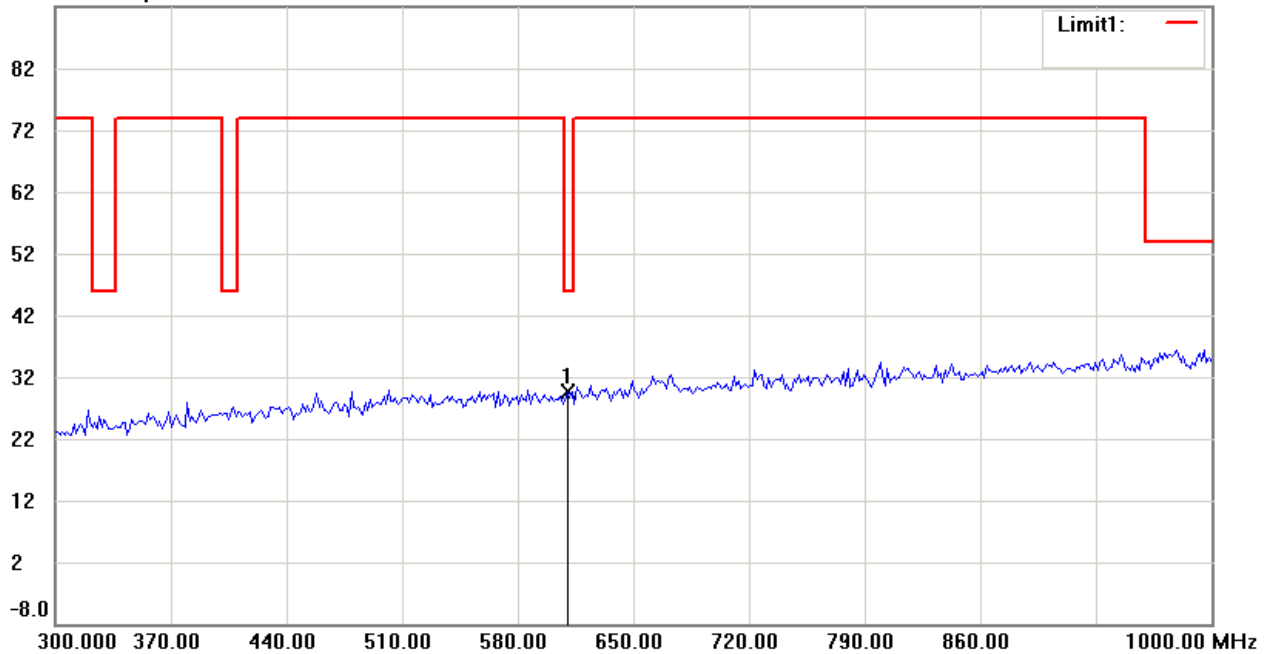
FCC ID: T9J-RN171

Antenna Polarization V

92.0 dBuV/m



92.0 dBuV/m



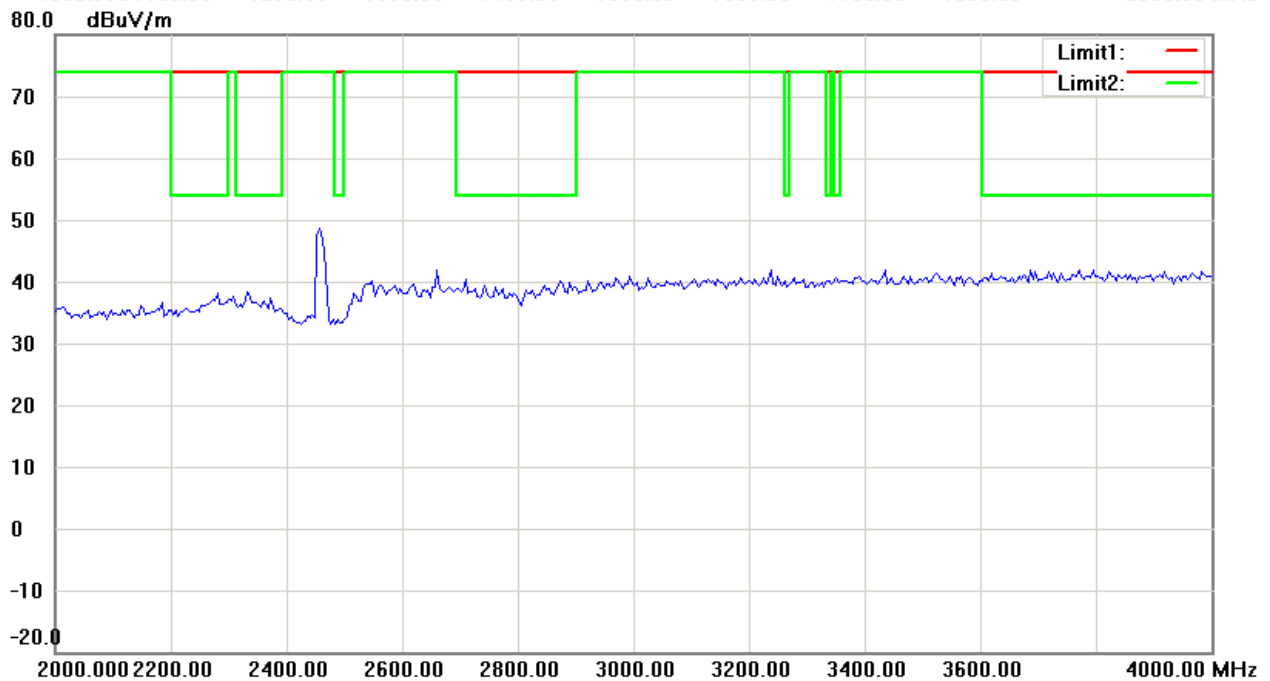
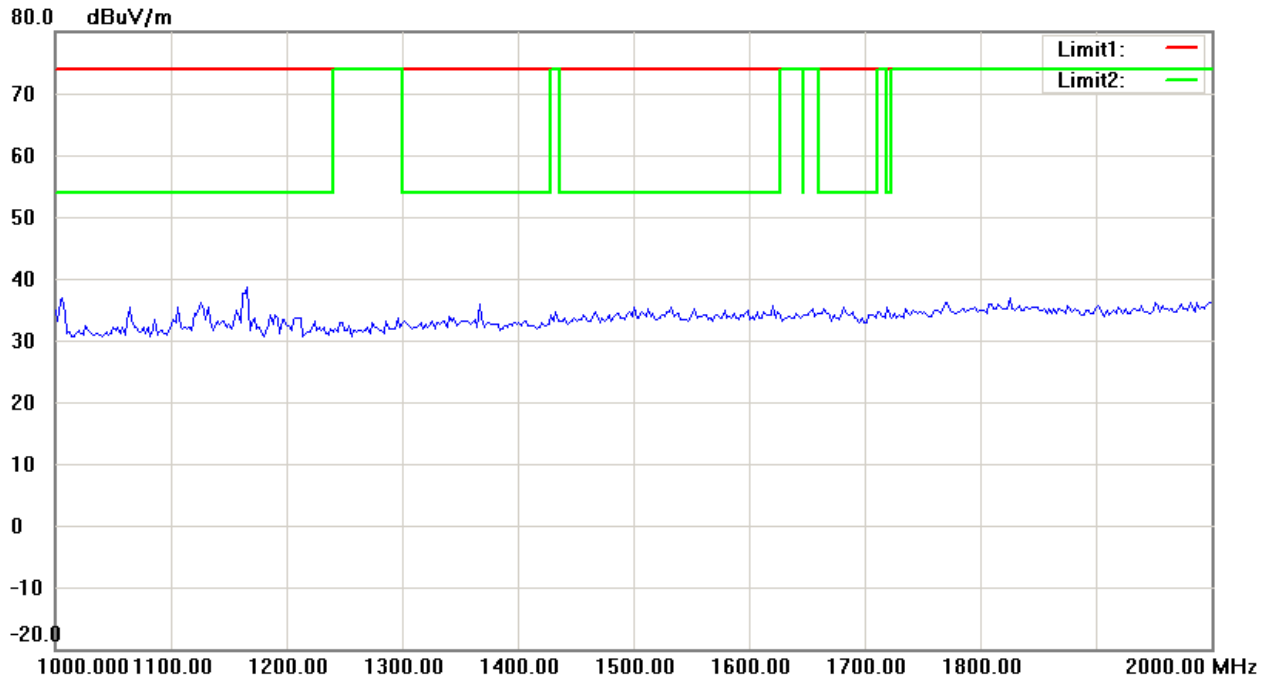
Note: Up Line: Peak Limit Line, Down Line: Ave Limit Line

- 1 The attached measurement plots are preliminarily pre-scanned with peak detector for determining the final checking frequencies and are for reference only.
- 2 The some frequencies may exceed the limit line without the specified detectors, but that cannot present the results are failed to the specification of test standard.
- 3 For corrected test results are listed in the relevant table of radiated test data of this test report.



Worldwide Testing Services(Taiwan) Co., Ltd.

Registration number: W6M21012-11105-C-1
FCC ID: T9J-RN171



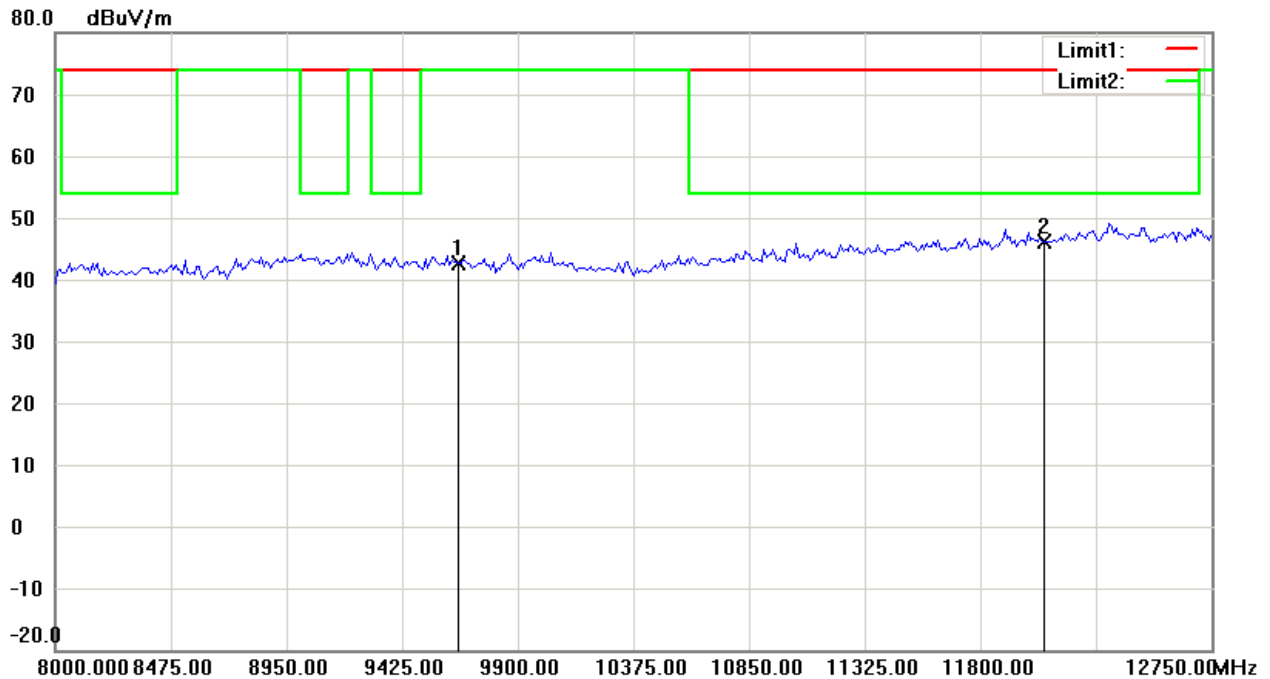
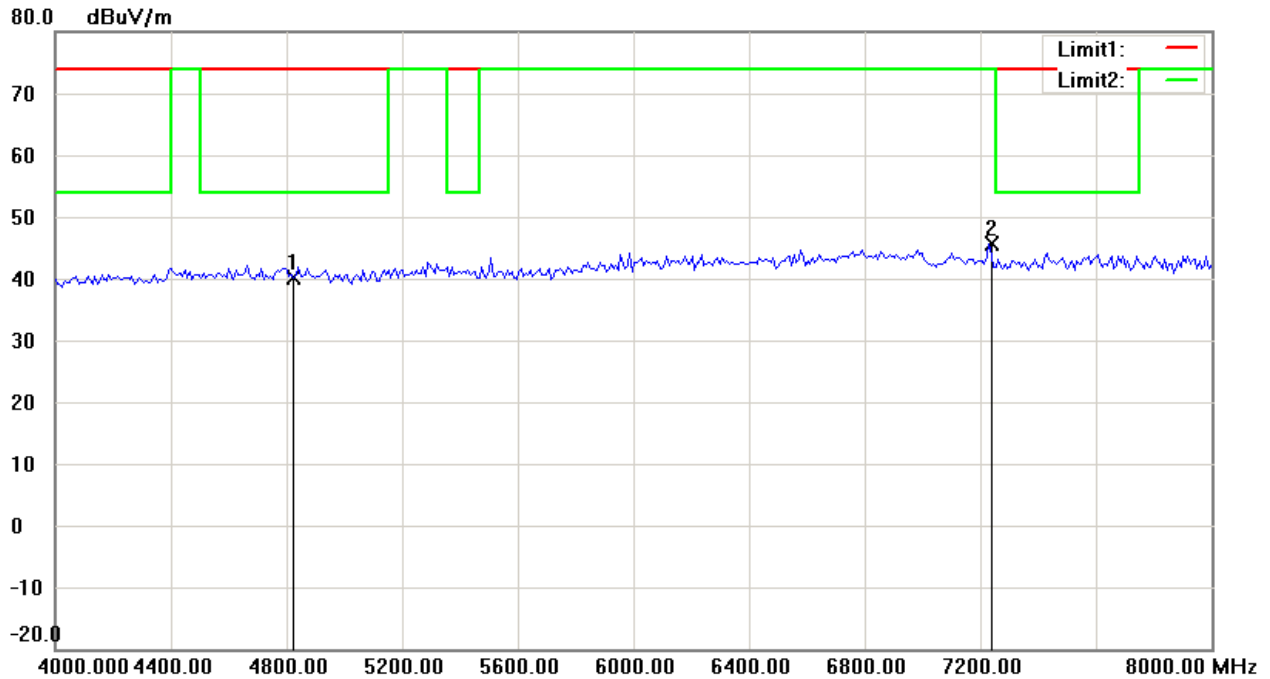
Note: Up Line: Peak Limit Line, Down Line: Ave Limit Line

- 1 The attached measurement plots are preliminarily pre-scanned with peak detector for determining the final checking frequencies and are for reference only.
- 2 The some frequencies may exceed the limit line without the specified detectors, but that cannot present the results are failed to the specification of test standard.
- 3 For corrected test results are listed in the relevant table of radiated test data of this test report.



Worldwide Testing Services(Taiwan) Co., Ltd.

Registration number: W6M21012-11105-C-1
FCC ID: T9J-RN171



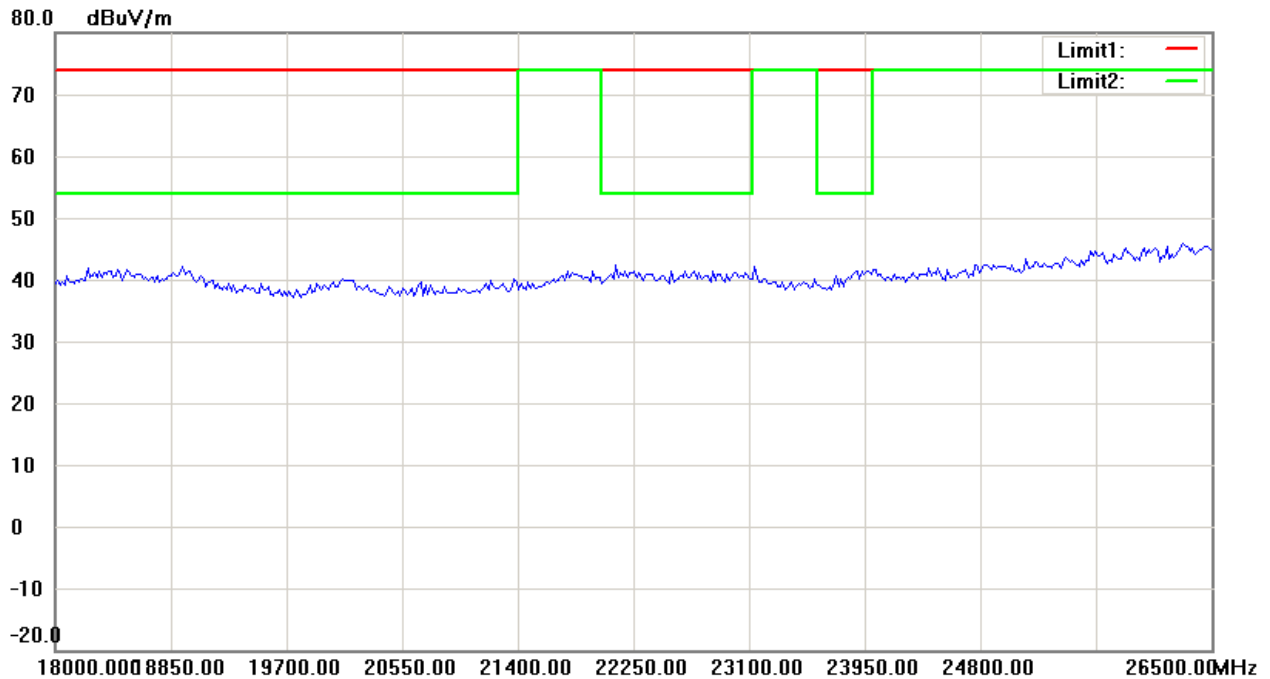
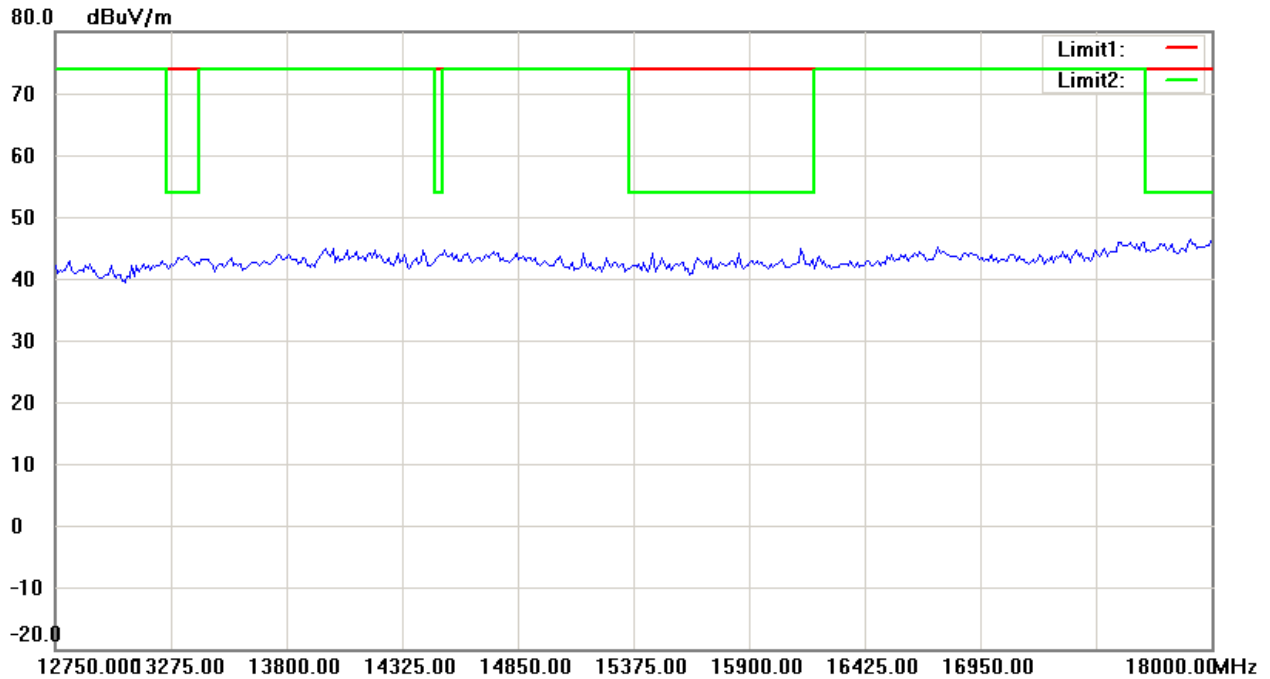
Note: Up Line: Peak Limit Line, Down Line: Ave Limit Line

- 1 The attached measurement plots are preliminarily pre-scanned with peak detector for determining the final checking frequencies and are for reference only.
- 2 The some frequencies may exceed the limit line without the specified detectors, but that cannot present the results are failed to the specification of test standard.
- 3 For corrected test results are listed in the relevant table of radiated test data of this test report.



Worldwide Testing Services(Taiwan) Co., Ltd.

Registration number: W6M21012-11105-C-1
FCC ID: T9J-RN171



Note: Up Line: Peak Limit Line, Down Line: Ave Limit Line

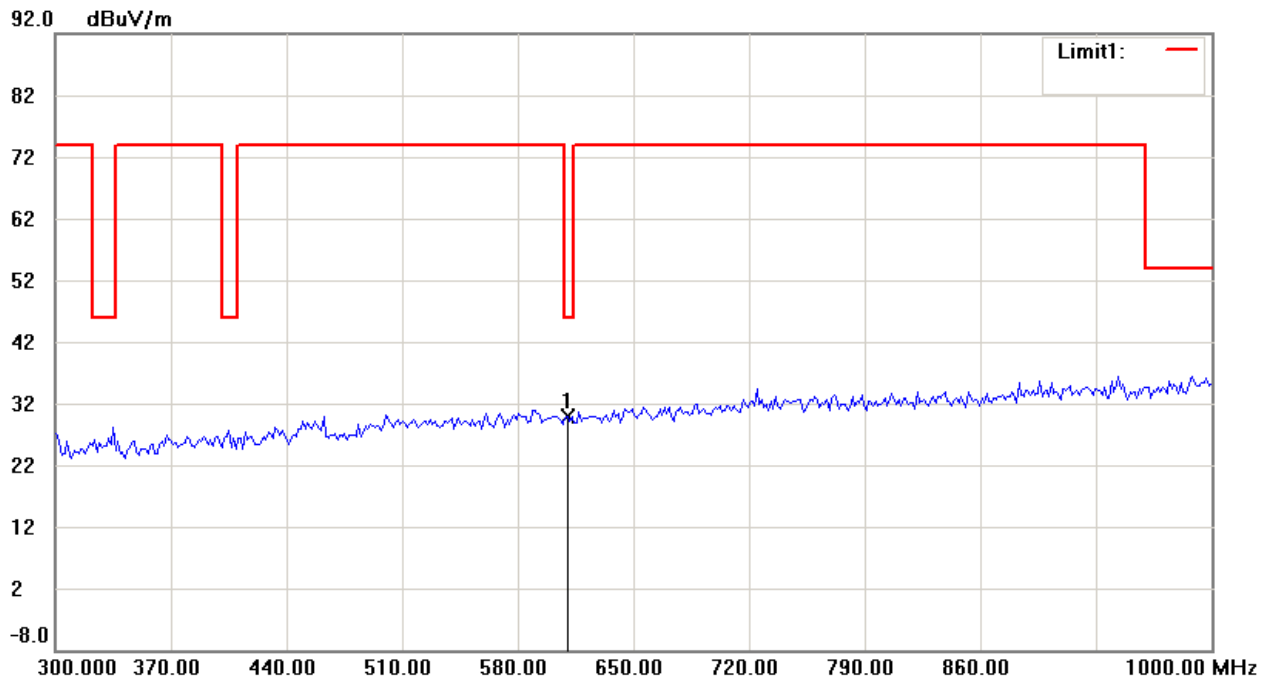
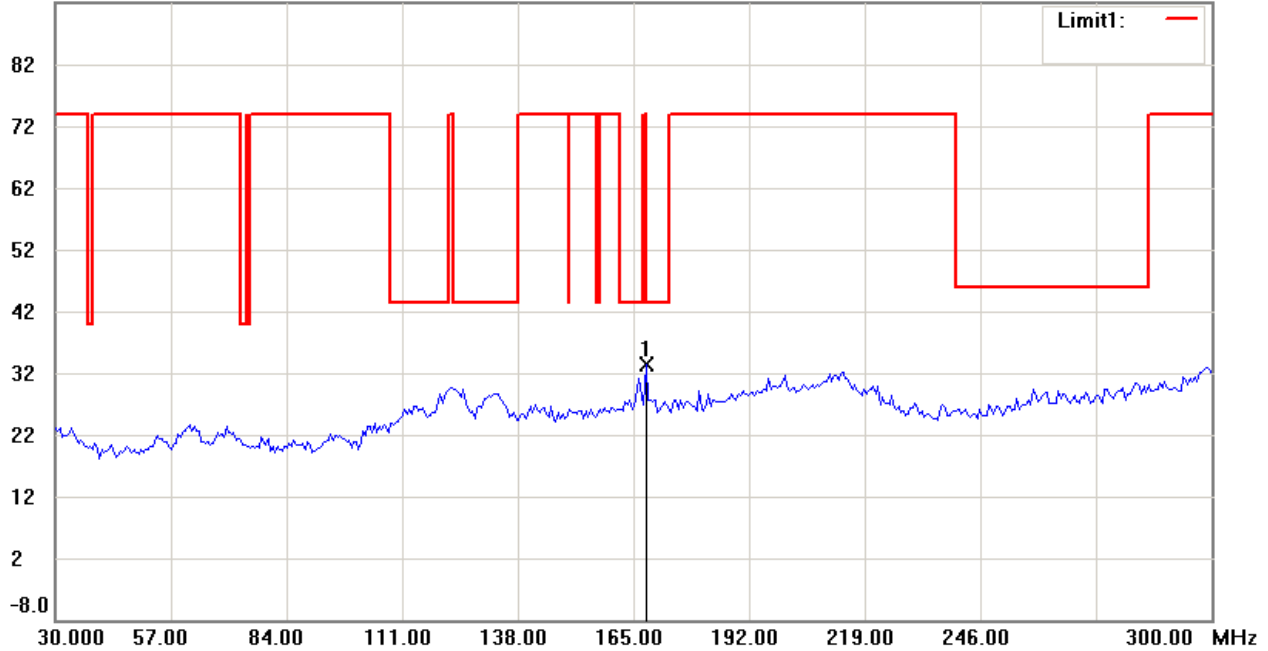
- 1 The attached measurement plots are preliminarily pre-scanned with peak detector for determining the final checking frequencies and are for reference only.
- 2 The some frequencies may exceed the limit line without the specified detectors, but that cannot present the results are failed to the specification of test standard.
- 3 For corrected test results are listed in the relevant table of radiated test data of this test report.



Worldwide Testing Services(Taiwan) Co., Ltd.

Registration number: W6M21012-11105-C-1
FCC ID: T9J-RN171

Channel 6
Antenna Polarization H
92.0 dBuV/m



Note: Up Line: Peak Limit Line, Down Line: Ave Limit Line

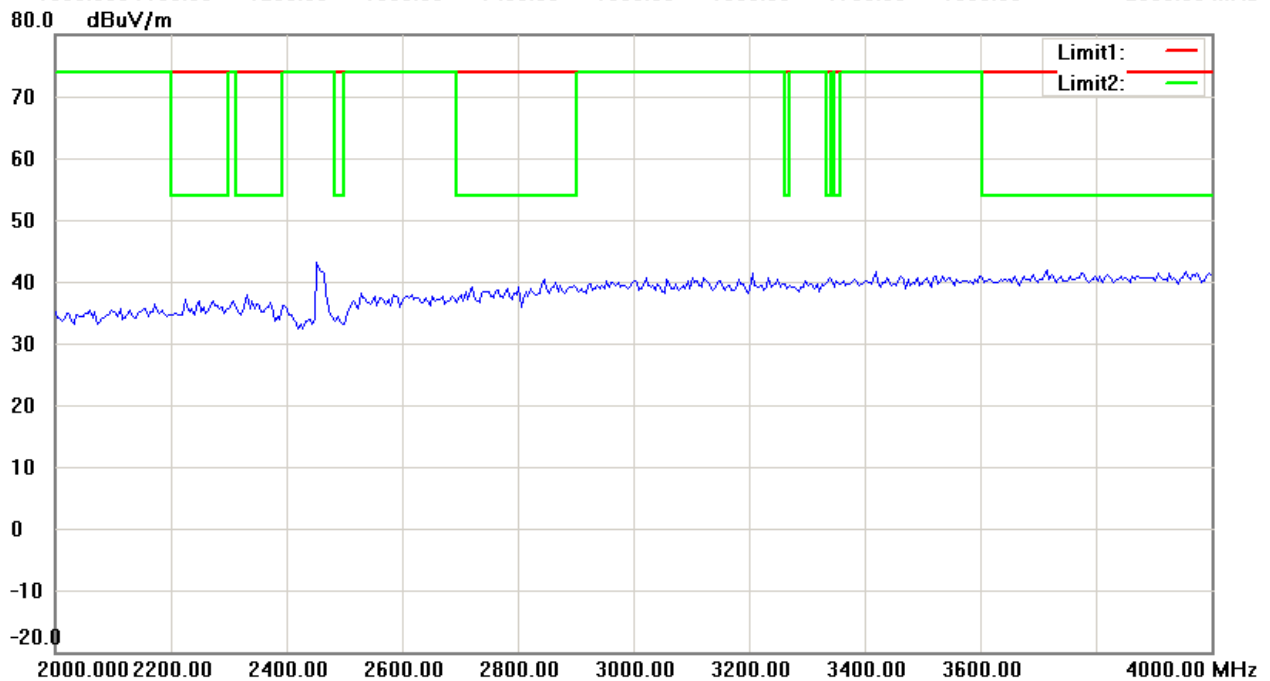
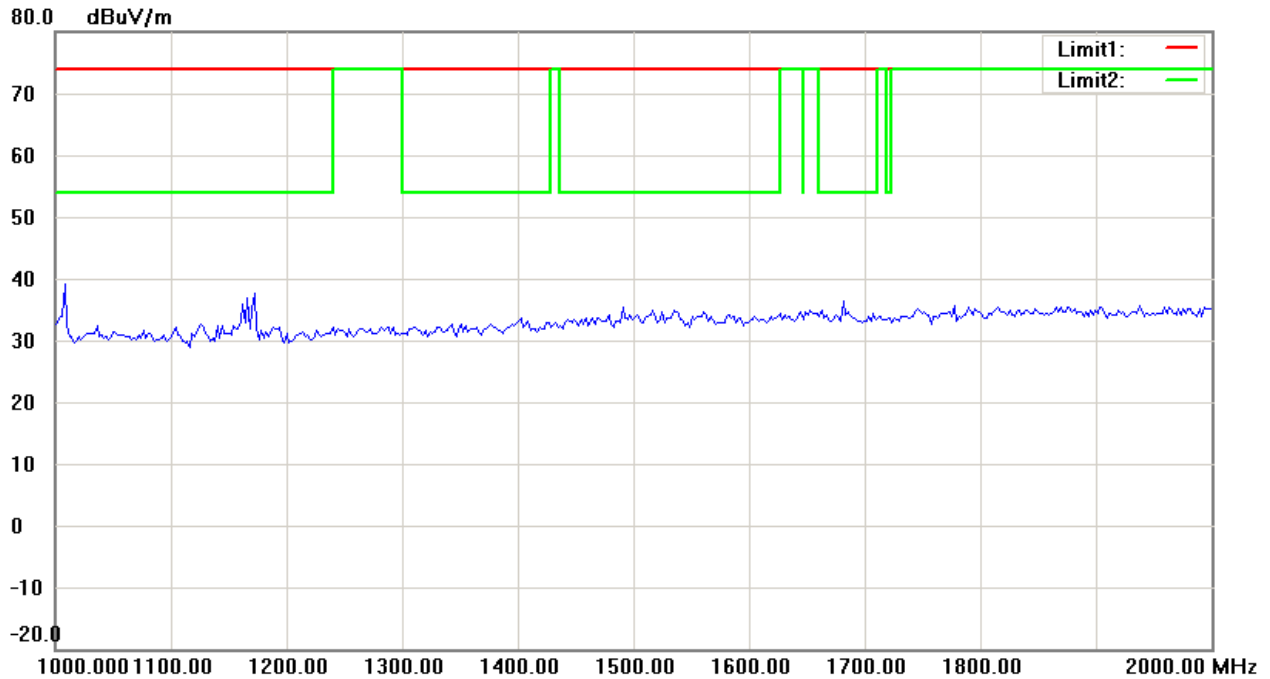
- 1 The attached measurement plots are preliminarily pre-scanned with peak detector for determining the final checking frequencies and are for reference only.
- 2 The some frequencies may exceed the limit line without the specified detectors, but that cannot present the results are failed to the specification of test standard.
- 3 For corrected test results are listed in the relevant table of radiated test data of this test report.



Worldwide Testing Services(Taiwan) Co., Ltd.

Registration number: W6M21012-11105-C-1

FCC ID: T9J-RN171



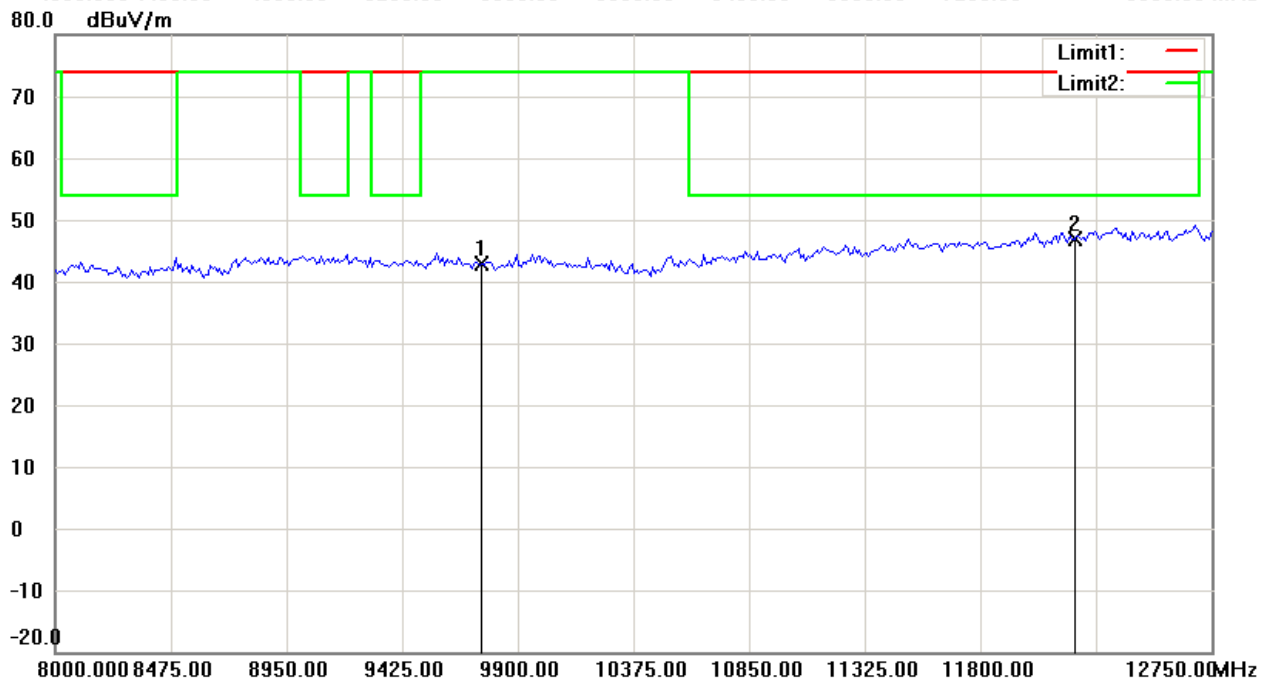
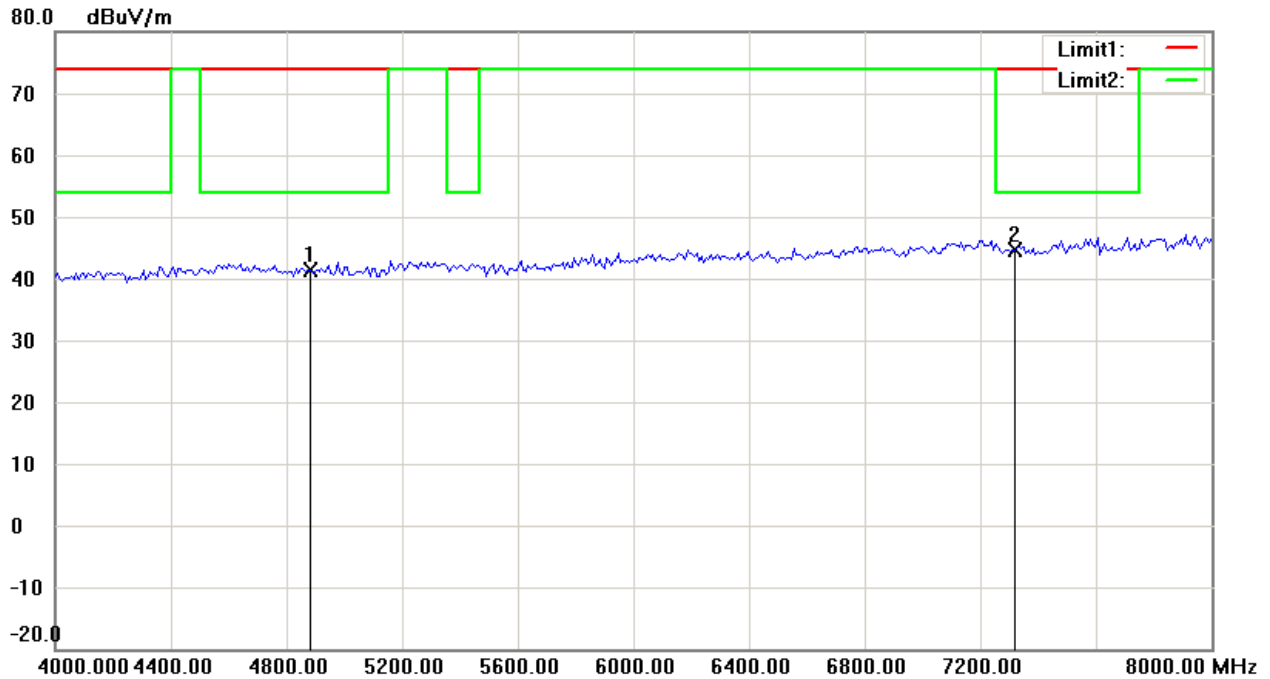
Note: Up Line: Peak Limit Line, Down Line: Ave Limit Line

- 1 The attached measurement plots are preliminarily pre-scanned with peak detector for determining the final checking frequencies and are for reference only.
- 2 The some frequencies may exceed the limit line without the specified detectors, but that cannot present the results are failed to the specification of test standard.
- 3 For corrected test results are listed in the relevant table of radiated test data of this test report.



Worldwide Testing Services(Taiwan) Co., Ltd.

Registration number: W6M21012-11105-C-1
FCC ID: T9J-RN171



Note: Up Line: Peak Limit Line, Down Line: Ave Limit Line

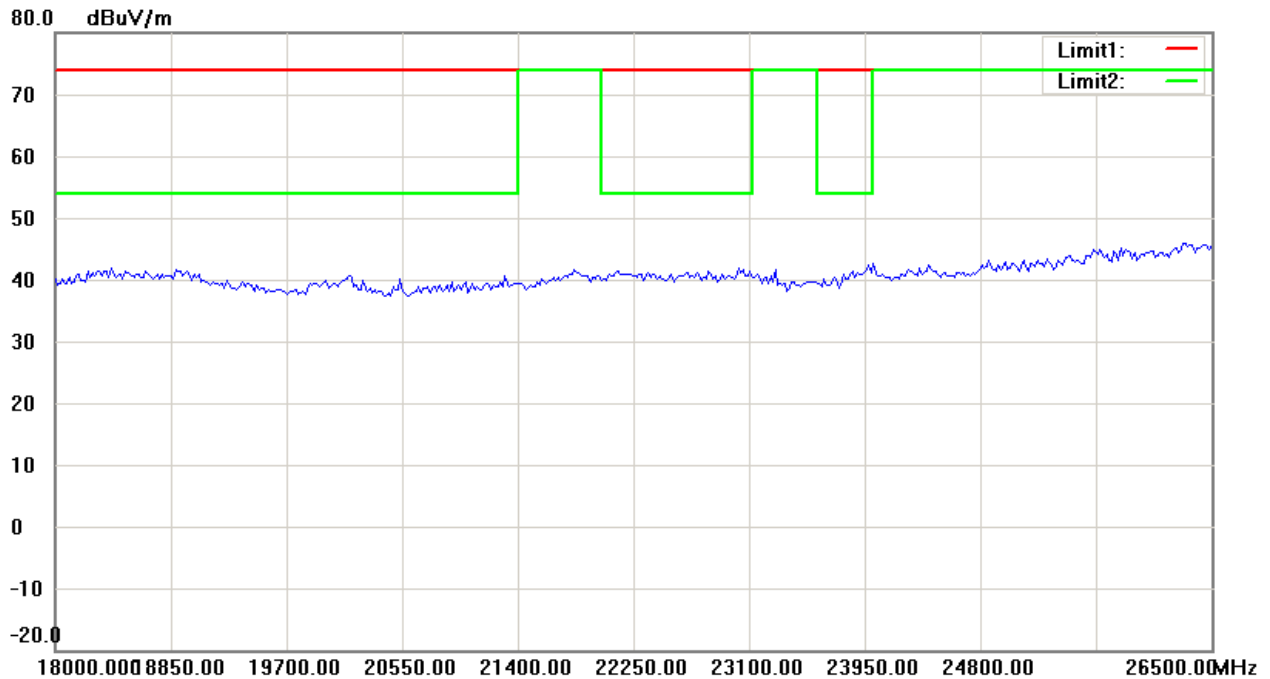
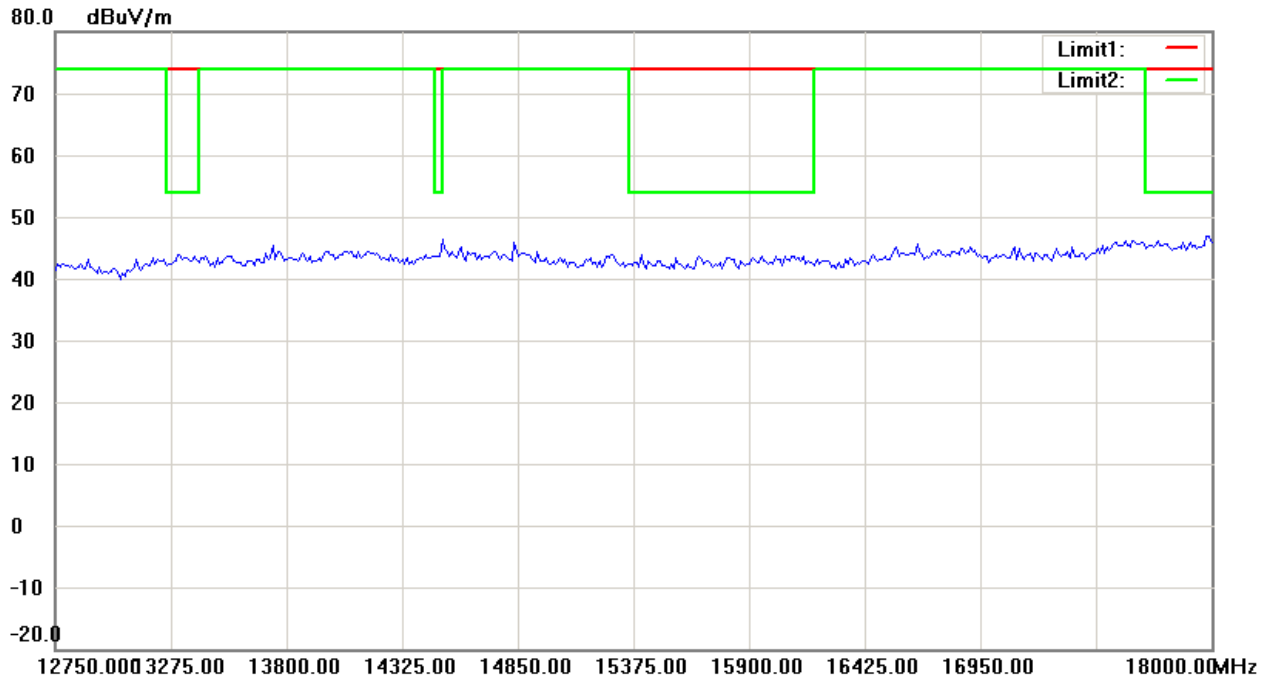
- 1 The attached measurement plots are preliminarily pre-scanned with peak detector for determining the final checking frequencies and are for reference only.
- 2 The some frequencies may exceed the limit line without the specified detectors, but that cannot present the results are failed to the specification of test standard.
- 3 For corrected test results are listed in the relevant table of radiated test data of this test report.



Worldwide Testing Services(Taiwan) Co., Ltd.

Registration number: W6M21012-11105-C-1

FCC ID: T9J-RN171



Note: Up Line: Peak Limit Line, Down Line: Ave Limit Line

- 1 The attached measurement plots are preliminarily pre-scanned with peak detector for determining the final checking frequencies and are for reference only.
- 2 The some frequencies may exceed the limit line without the specified detectors, but that cannot present the results are failed to the specification of test standard.
- 3 For corrected test results are listed in the relevant table of radiated test data of this test report.



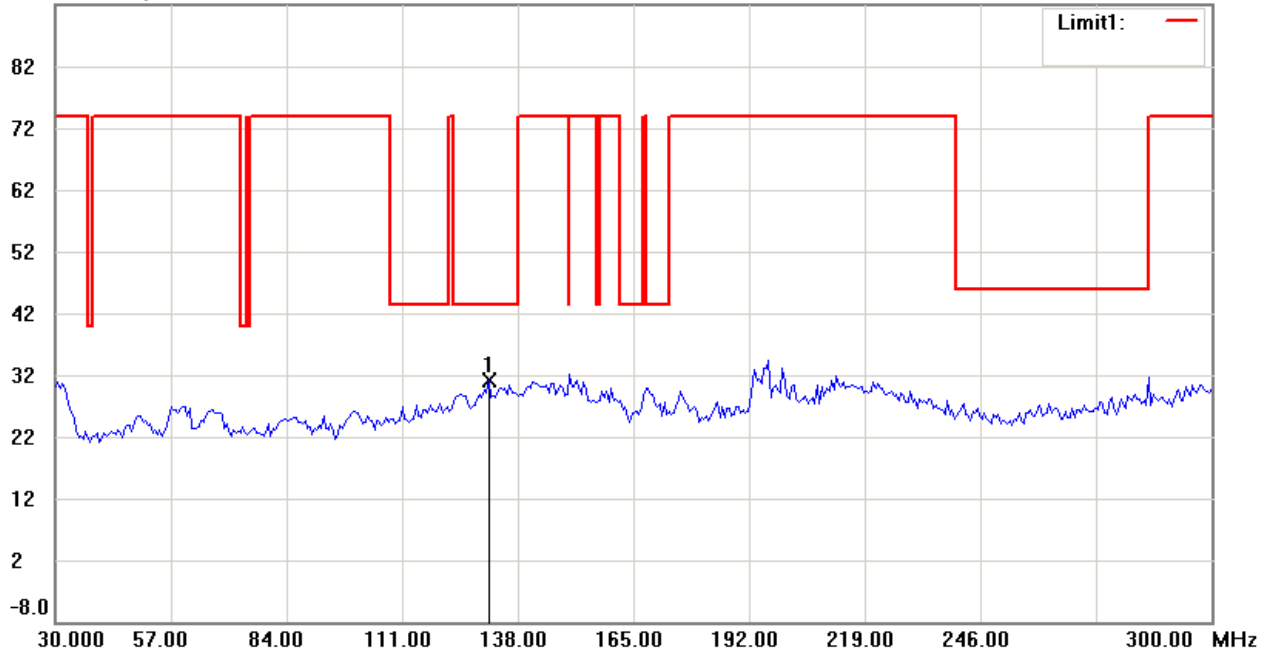
Worldwide Testing Services(Taiwan) Co., Ltd.

Registration number: W6M21012-11105-C-1

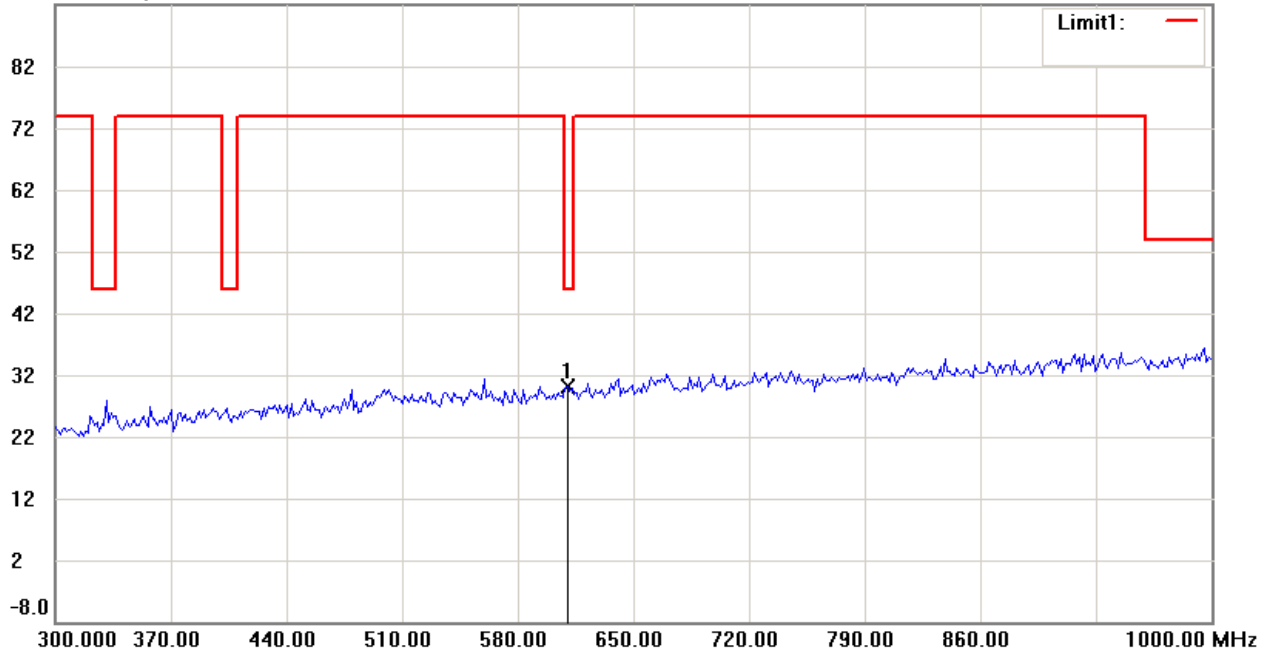
FCC ID: T9J-RN171

Antenna Polarization V

92.0 dBuV/m



92.0 dBuV/m



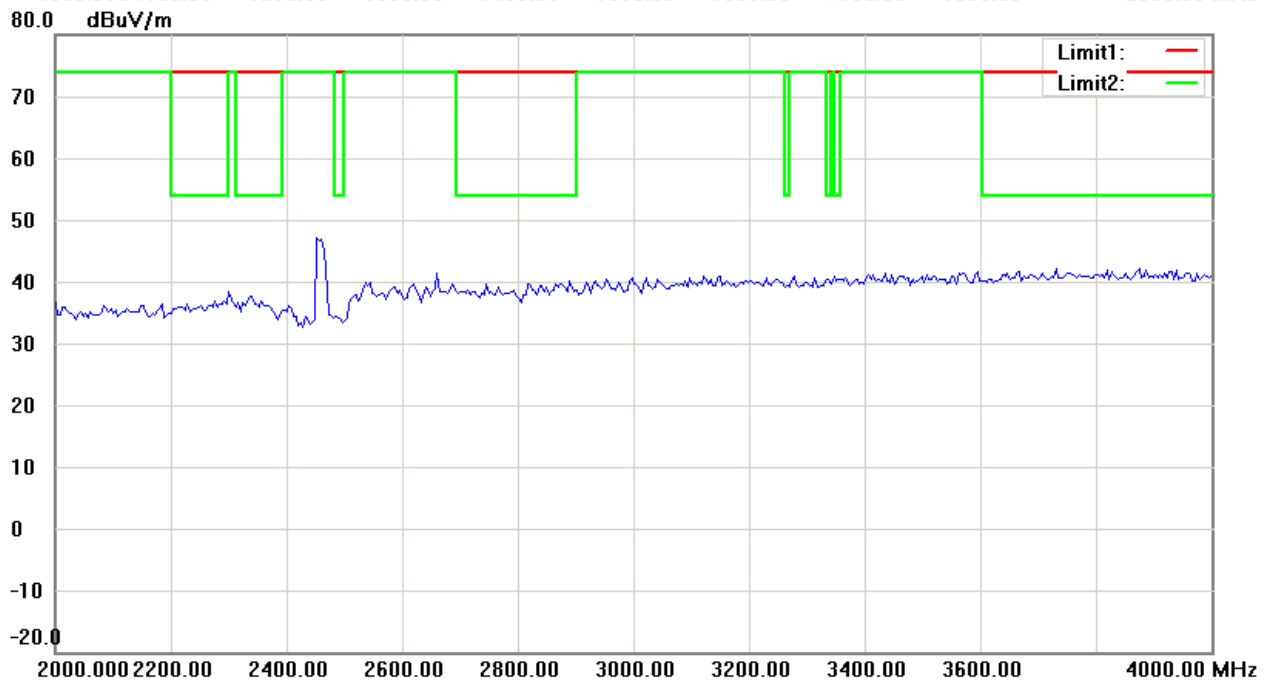
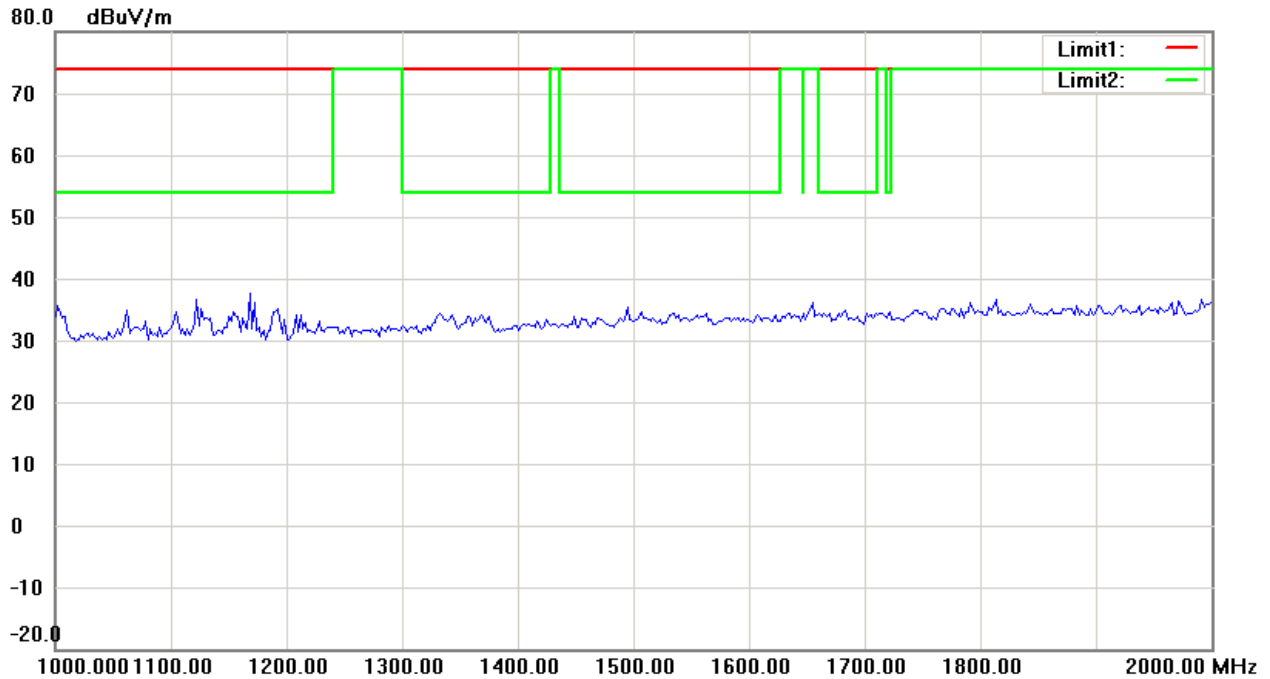
Note: Up Line: Peak Limit Line, Down Line: Ave Limit Line

- 1 The attached measurement plots are preliminarily pre-scanned with peak detector for determining the final checking frequencies and are for reference only.
- 2 The some frequencies may exceed the limit line without the specified detectors, but that cannot present the results are failed to the specification of test standard.
- 3 For corrected test results are listed in the relevant table of radiated test data of this test report.



Worldwide Testing Services(Taiwan) Co., Ltd.

Registration number: W6M21012-11105-C-1
FCC ID: T9J-RN171

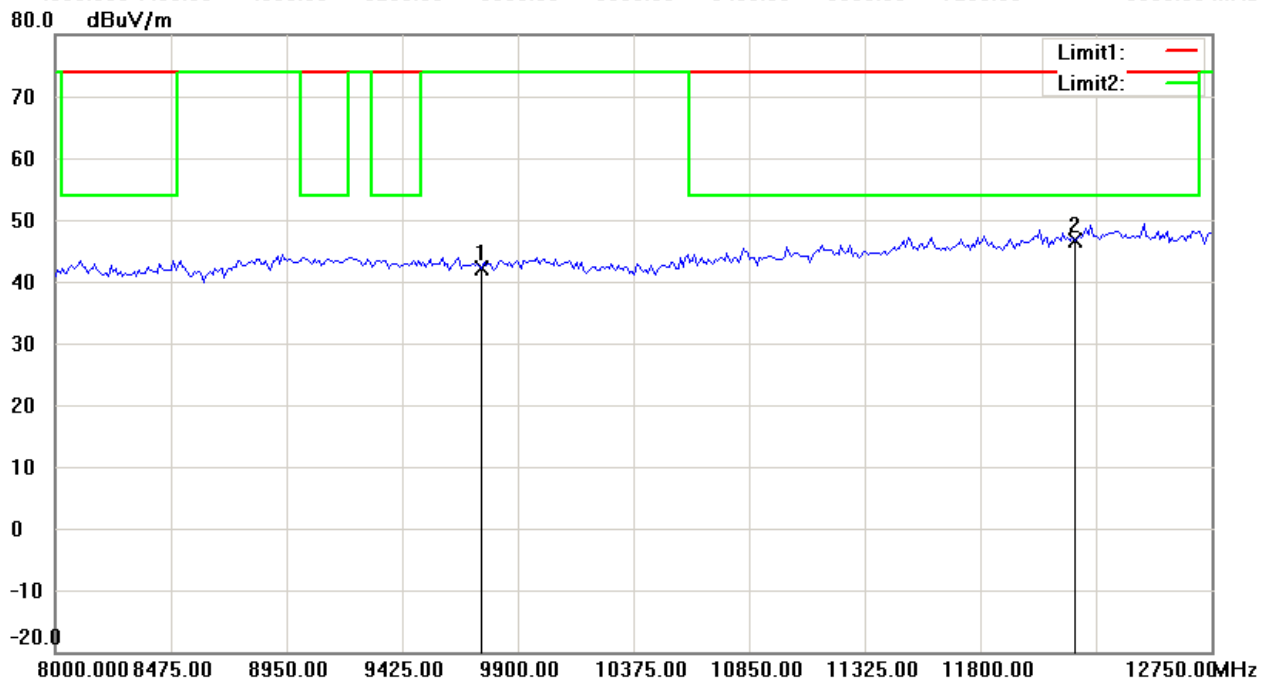
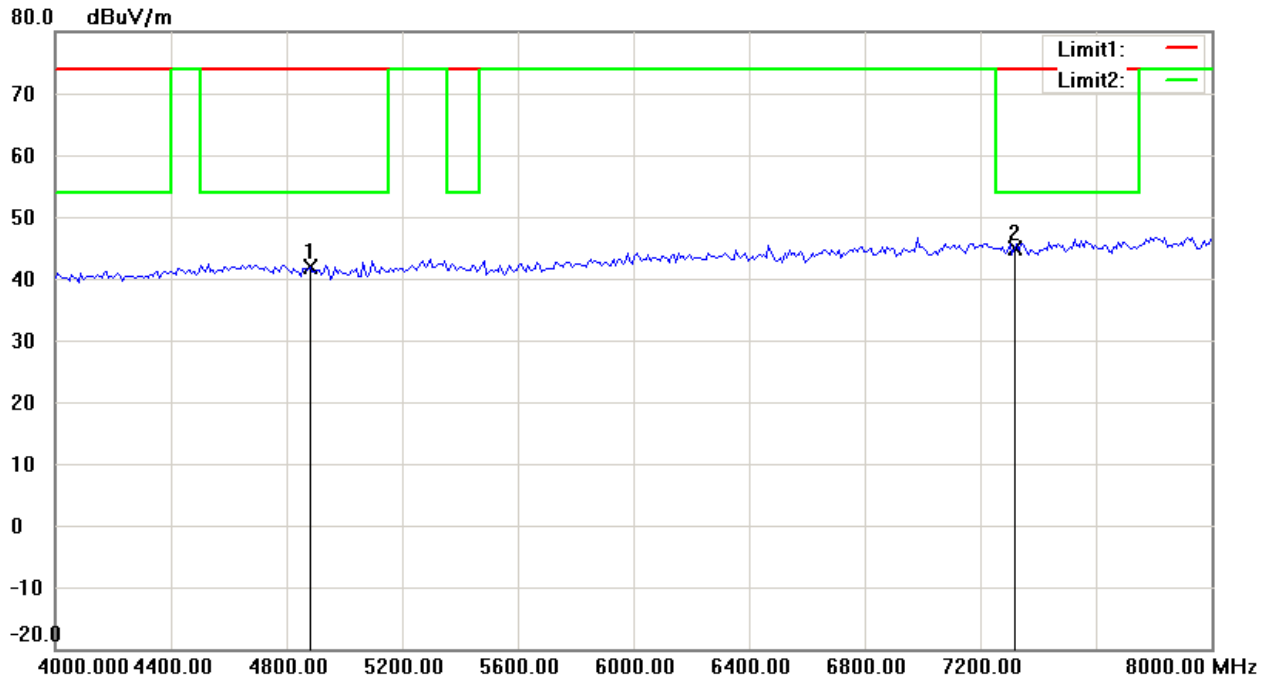


Note: Up Line: Peak Limit Line, Down Line: Ave Limit Line

- 1 The attached measurement plots are preliminarily pre-scanned with peak detector for determining the final checking frequencies and are for reference only.
- 2 The some frequencies may exceed the limit line without the specified detectors, but that cannot present the results are failed to the specification of test standard.
- 3 For corrected test results are listed in the relevant table of radiated test data of this test report.



Registration number: W6M21012-11105-C-1
FCC ID: T9J-RN171



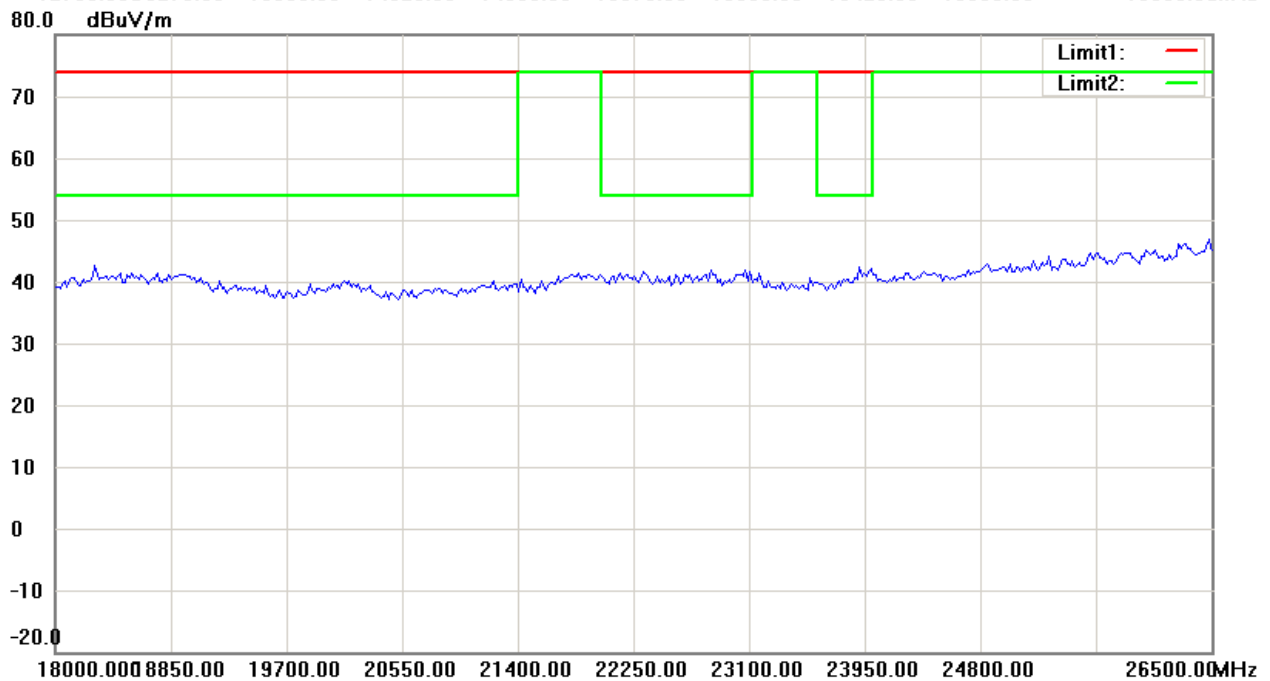
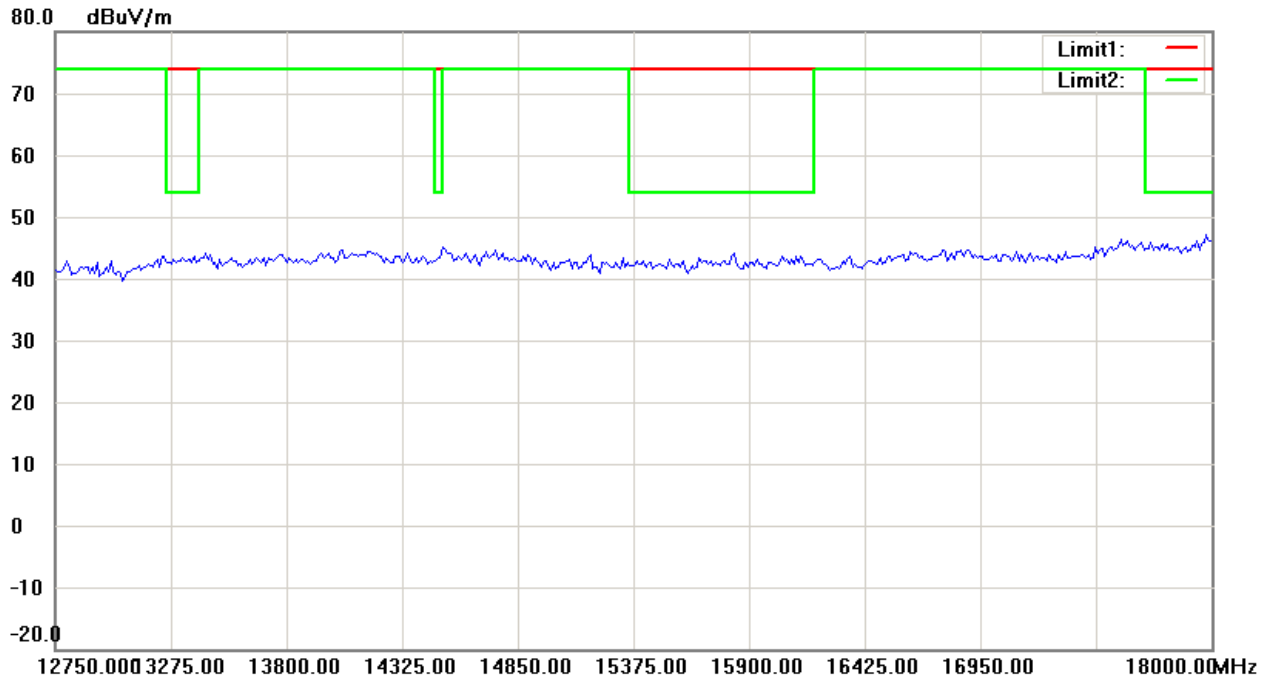
Note: Up Line: Peak Limit Line, Down Line: Ave Limit Line

- 1 The attached measurement plots are preliminarily pre-scanned with peak detector for determining the final checking frequencies and are for reference only.
- 2 The some frequencies may exceed the limit line without the specified detectors, but that cannot present the results are failed to the specification of test standard.
- 3 For corrected test results are listed in the relevant table of radiated test data of this test report.



Worldwide Testing Services(Taiwan) Co., Ltd.

Registration number: W6M21012-11105-C-1
FCC ID: T9J-RN171



Note: Up Line: Peak Limit Line, Down Line: Ave Limit Line

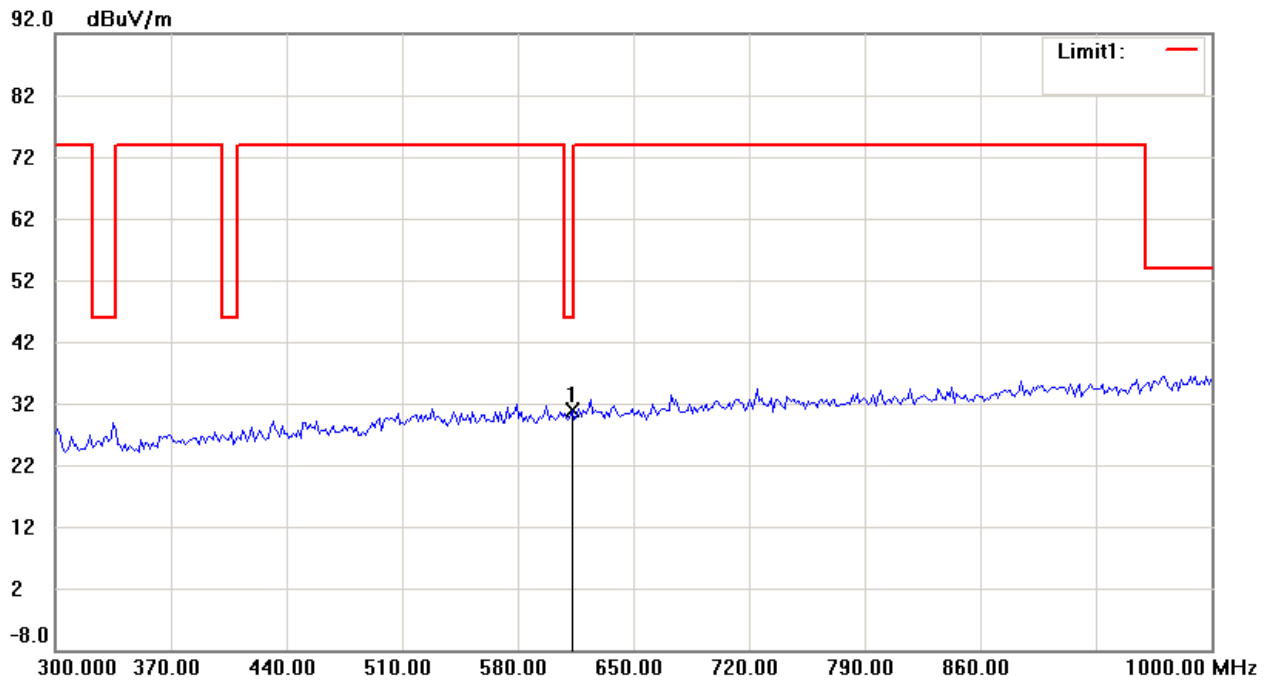
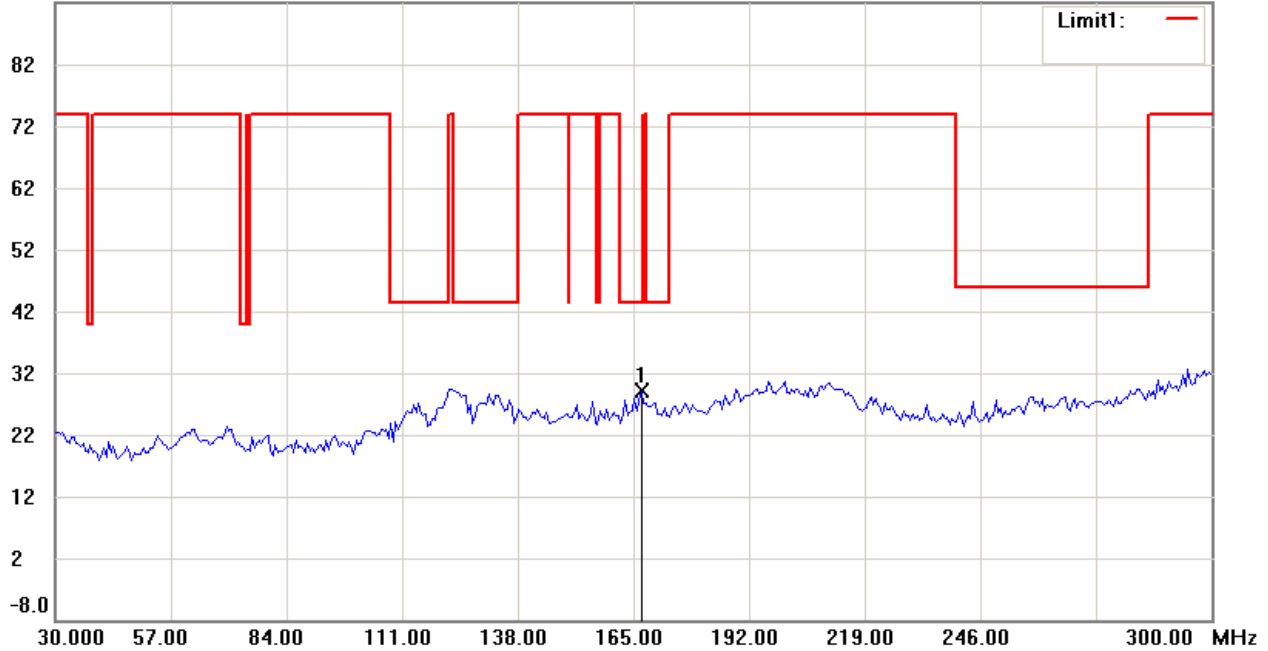
- 1 The attached measurement plots are preliminarily pre-scanned with peak detector for determining the final checking frequencies and are for reference only.
- 2 The some frequencies may exceed the limit line without the specified detectors, but that cannot present the results are failed to the specification of test standard.
- 3 For corrected test results are listed in the relevant table of radiated test data of this test report.



Worldwide Testing Services(Taiwan) Co., Ltd.

Registration number: W6M21012-11105-C-1
FCC ID: T9J-RN171

Channel 11
Antenna Polarization H
92.0 dBuV/m



Note: Up Line: Peak Limit Line, Down Line: Ave Limit Line

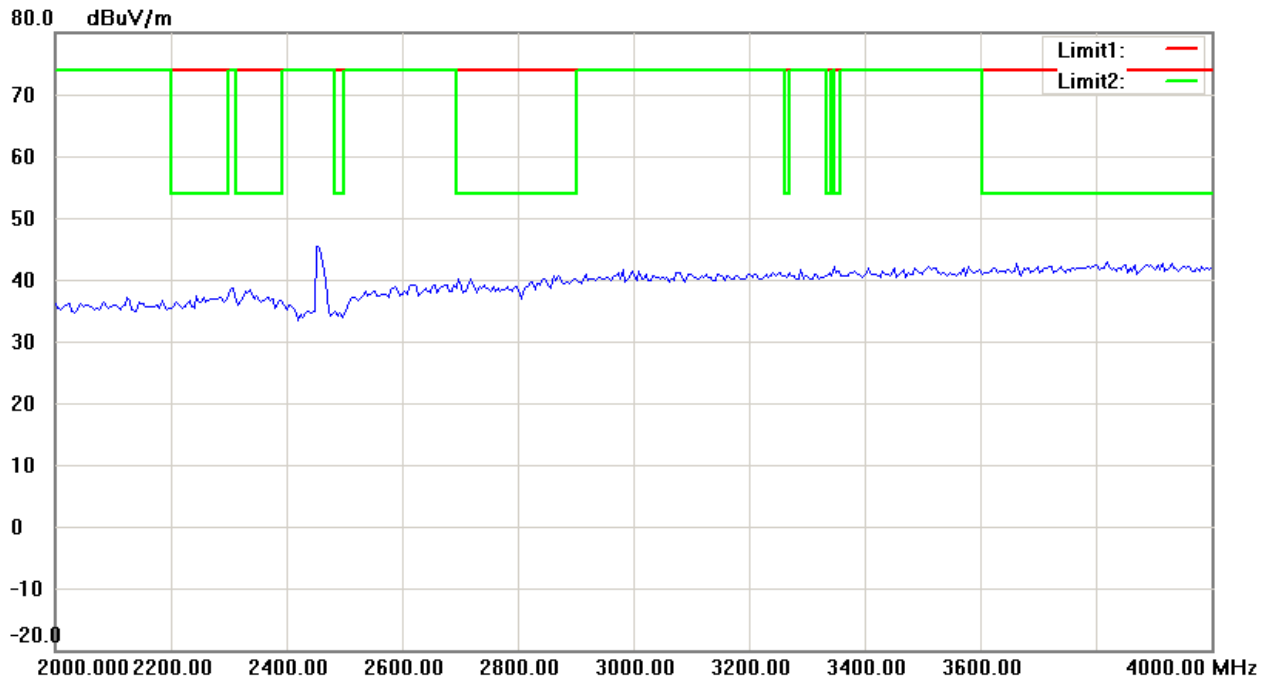
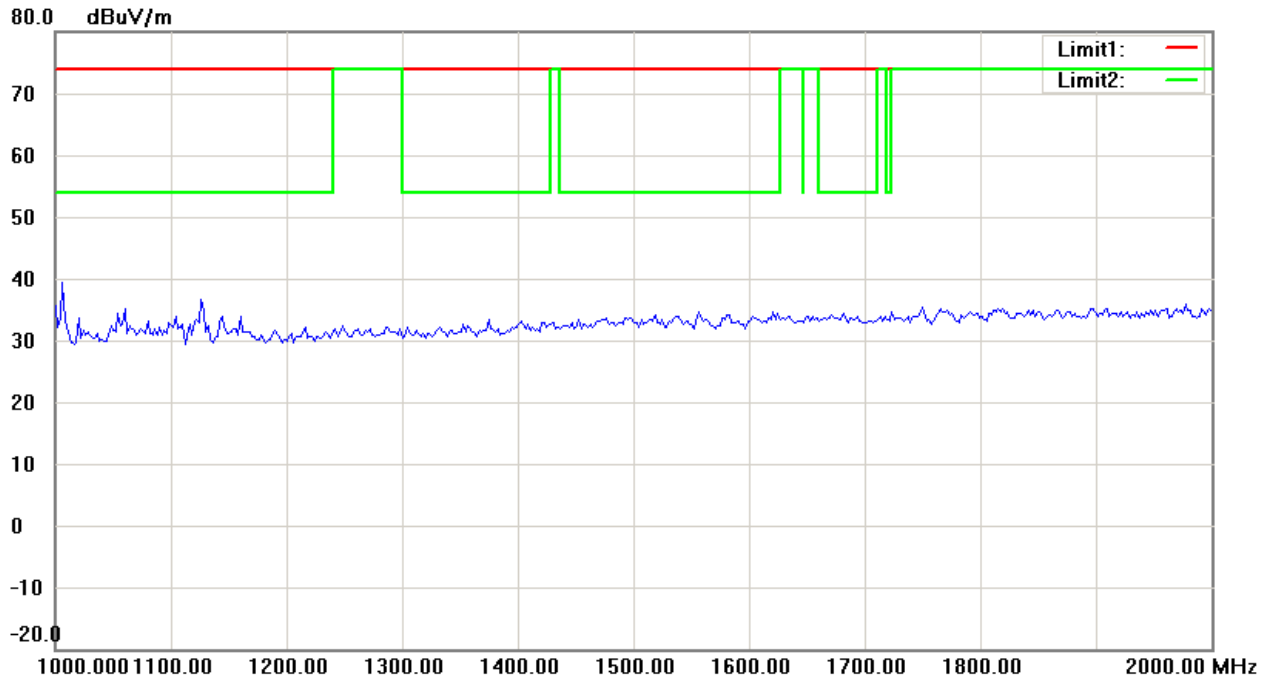
- 1 The attached measurement plots are preliminarily pre-scanned with peak detector for determining the final checking frequencies and are for reference only.
- 2 The some frequencies may exceed the limit line without the specified detectors, but that cannot present the results are failed to the specification of test standard.
- 3 For corrected test results are listed in the relevant table of radiated test data of this test report.



Worldwide Testing Services(Taiwan) Co., Ltd.

Registration number: W6M21012-11105-C-1

FCC ID: T9J-RN171



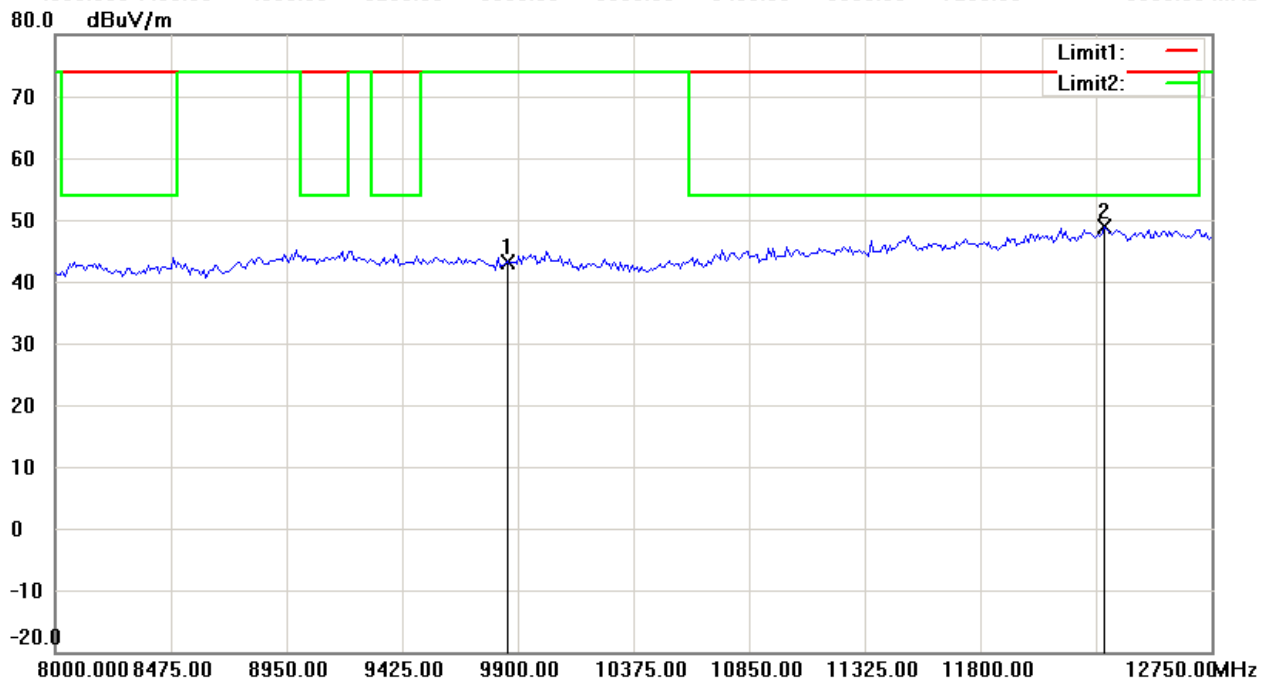
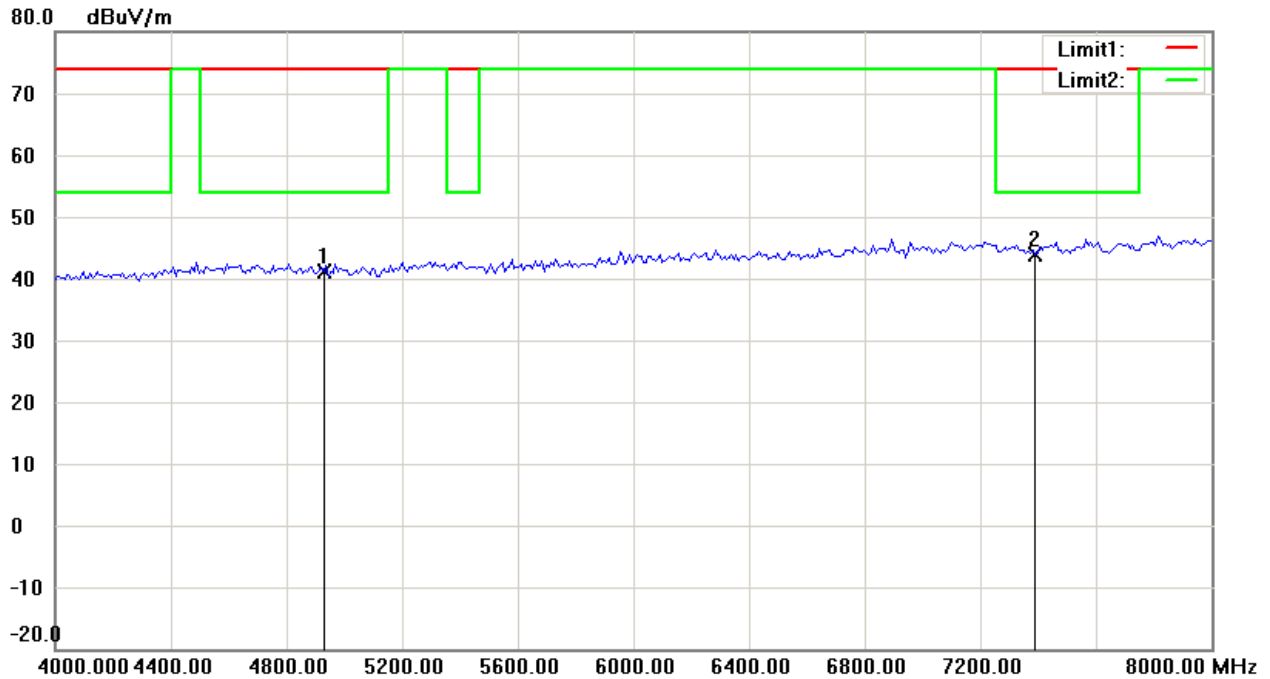
Note: Up Line: Peak Limit Line, Down Line: Ave Limit Line

- 1 The attached measurement plots are preliminarily pre-scanned with peak detector for determining the final checking frequencies and are for reference only.
- 2 The some frequencies may exceed the limit line without the specified detectors, but that cannot present the results are failed to the specification of test standard.
- 3 For corrected test results are listed in the relevant table of radiated test data of this test report.



Worldwide Testing Services(Taiwan) Co., Ltd.

Registration number: W6M21012-11105-C-1
FCC ID: T9J-RN171



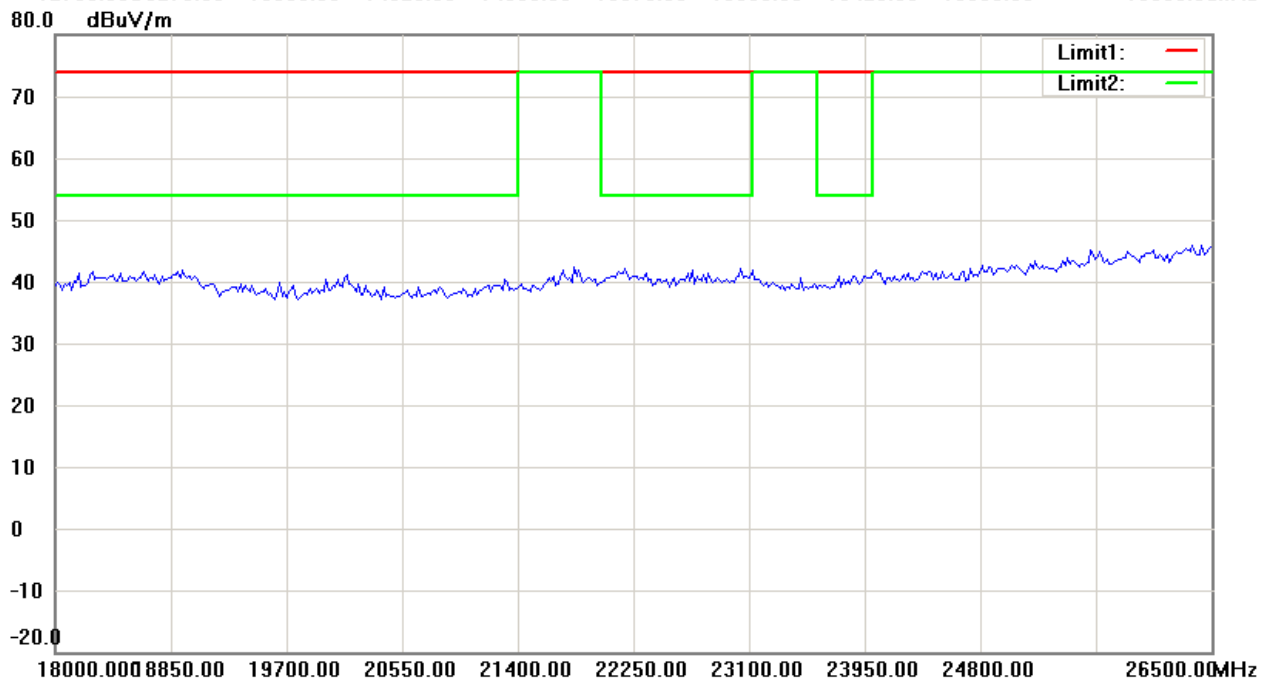
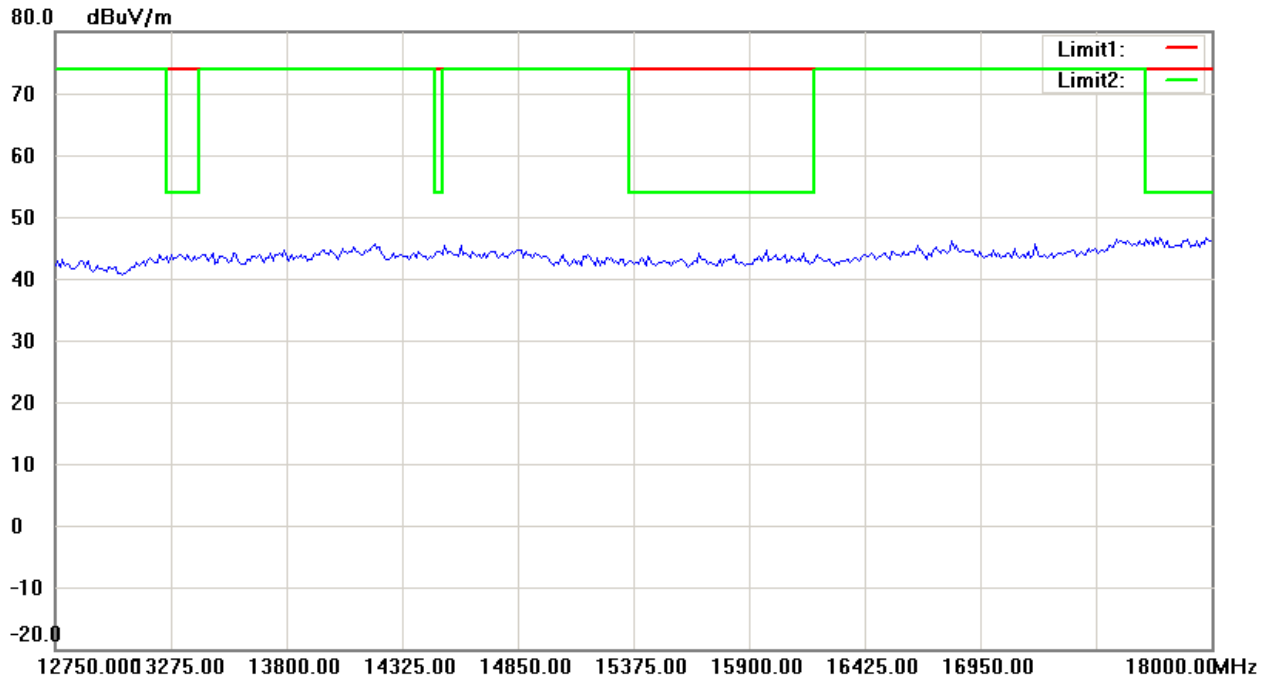
Note: Up Line: Peak Limit Line, Down Line: Ave Limit Line

- 1 The attached measurement plots are preliminarily pre-scanned with peak detector for determining the final checking frequencies and are for reference only.
- 2 The some frequencies may exceed the limit line without the specified detectors, but that cannot present the results are failed to the specification of test standard.
- 3 For corrected test results are listed in the relevant table of radiated test data of this test report.



Worldwide Testing Services(Taiwan) Co., Ltd.

Registration number: W6M21012-11105-C-1
FCC ID: T9J-RN171



Note: Up Line: Peak Limit Line, Down Line: Ave Limit Line

- 1 The attached measurement plots are preliminarily pre-scanned with peak detector for determining the final checking frequencies and are for reference only.
- 2 The some frequencies may exceed the limit line without the specified detectors, but that cannot present the results are failed to the specification of test standard.
- 3 For corrected test results are listed in the relevant table of radiated test data of this test report.



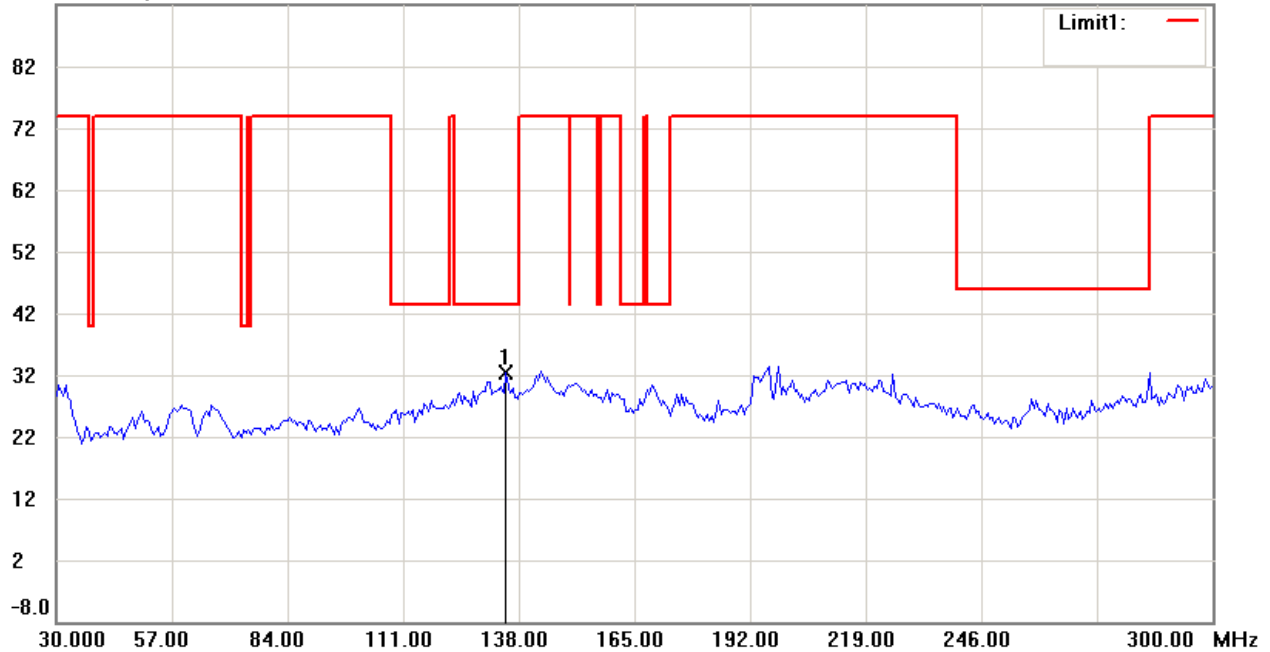
Worldwide Testing Services(Taiwan) Co., Ltd.

Registration number: W6M21012-11105-C-1

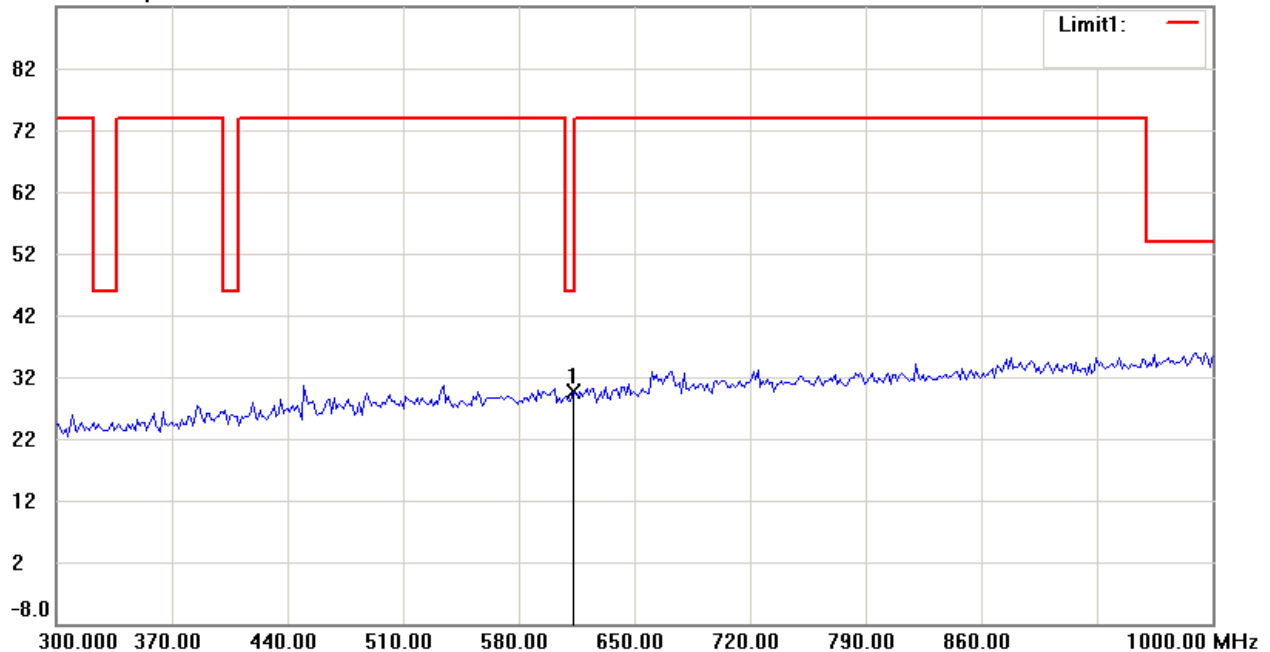
FCC ID: T9J-RN171

Antenna Polarization V

92.0 dBuV/m



92.0 dBuV/m



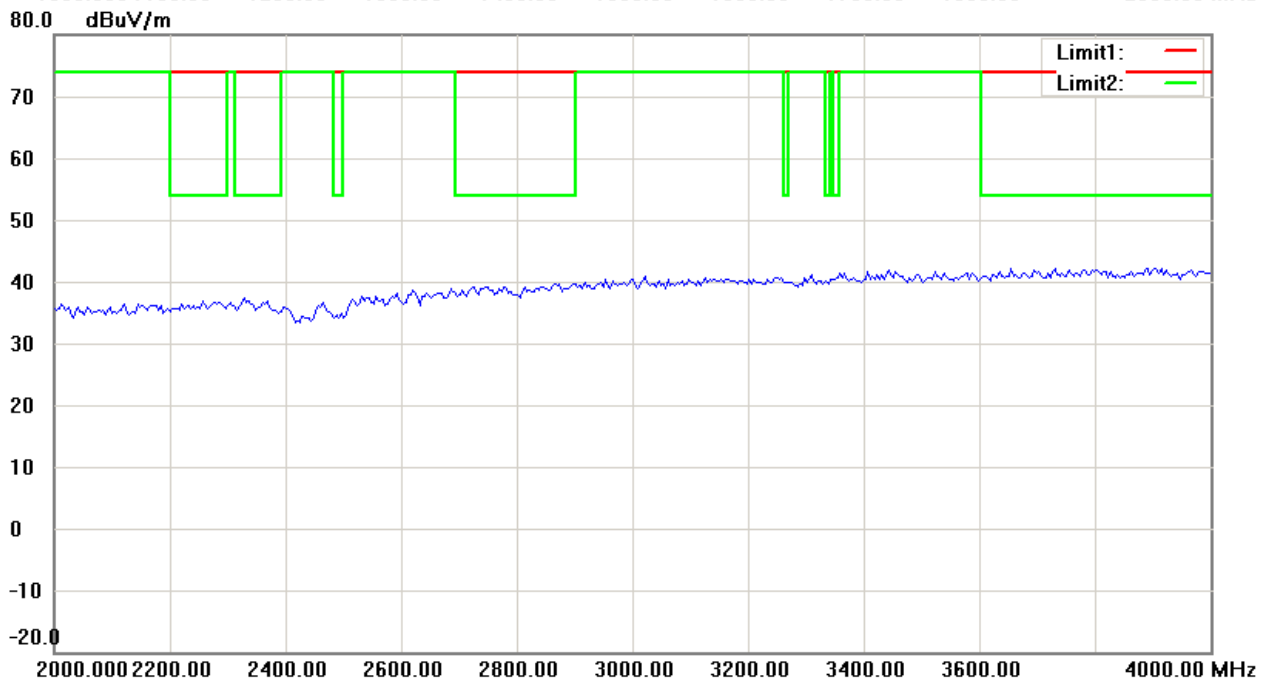
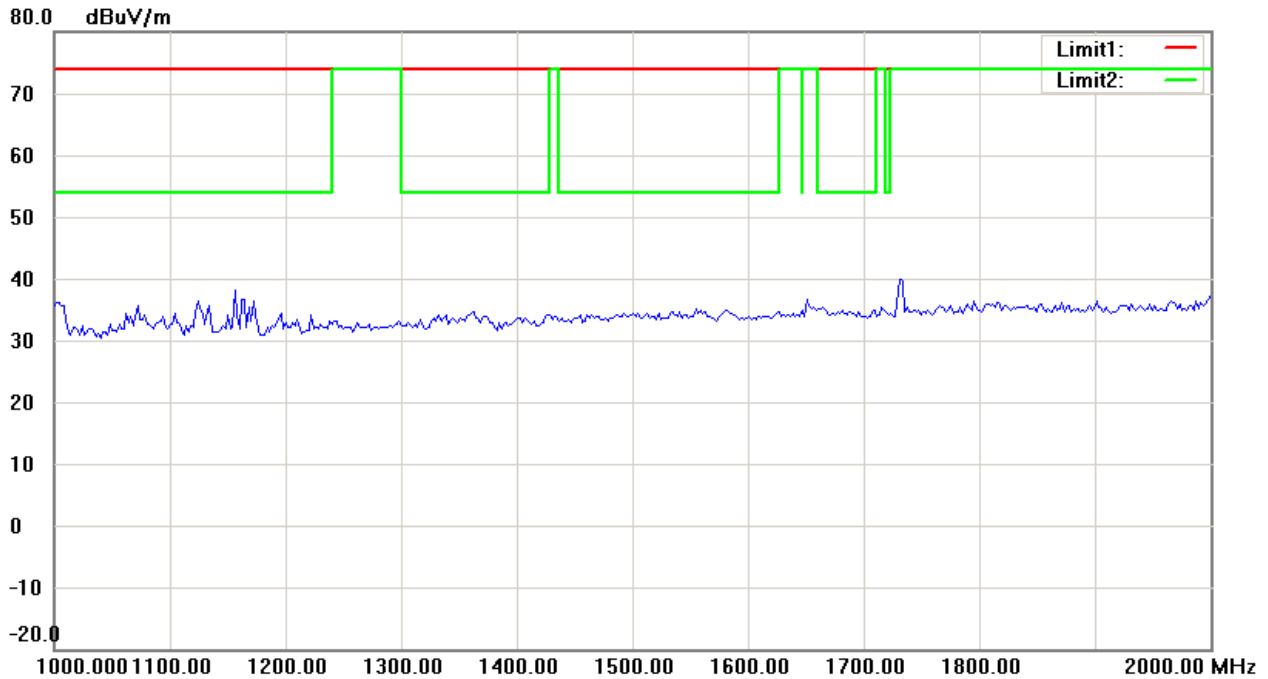
Note: Up Line: Peak Limit Line, Down Line: Ave Limit Line

- 1 The attached measurement plots are preliminarily pre-scanned with peak detector for determining the final checking frequencies and are for reference only.
- 2 The some frequencies may exceed the limit line without the specified detectors, but that cannot present the results are failed to the specification of test standard.
- 3 For corrected test results are listed in the relevant table of radiated test data of this test report.



Worldwide Testing Services(Taiwan) Co., Ltd.

Registration number: W6M21012-11105-C-1
FCC ID: T9J-RN171



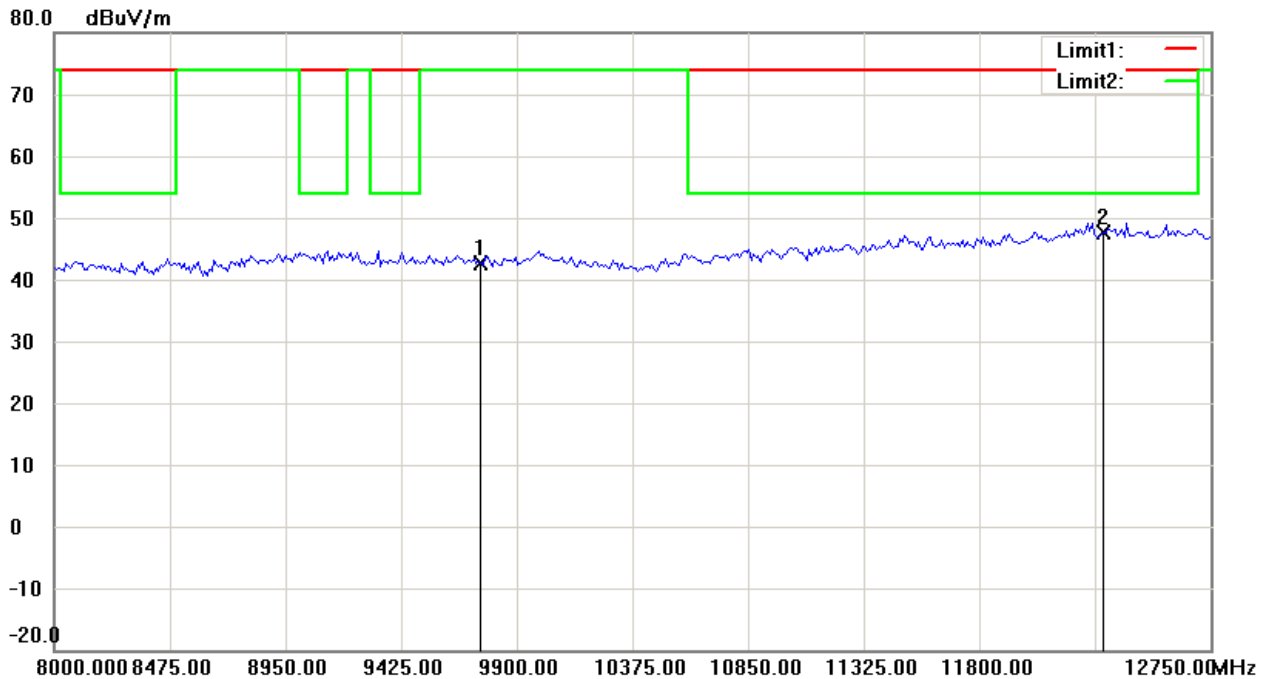
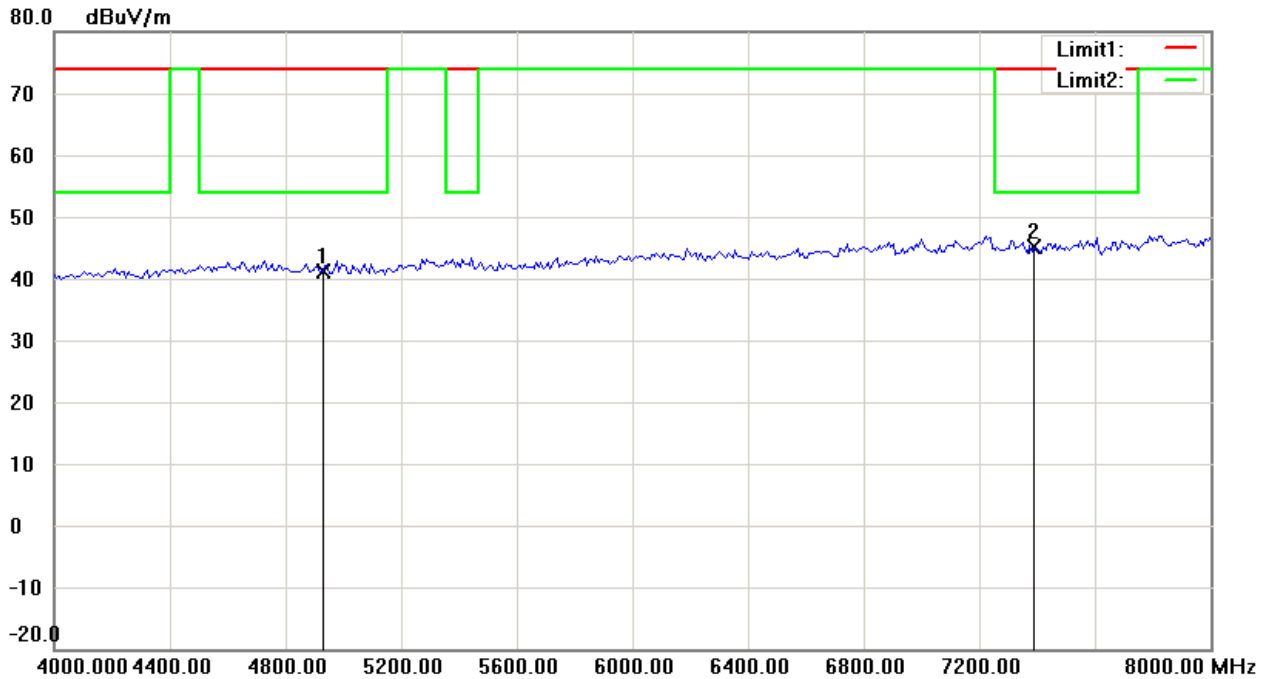
Note: Up Line: Peak Limit Line, Down Line: Ave Limit Line

- 1 The attached measurement plots are preliminarily pre-scanned with peak detector for determining the final checking frequencies and are for reference only.
- 2 The some frequencies may exceed the limit line without the specified detectors, but that cannot present the results are failed to the specification of test standard.
- 3 For corrected test results are listed in the relevant table of radiated test data of this test report.



Worldwide Testing Services(Taiwan) Co., Ltd.

Registration number: W6M21012-11105-C-1
FCC ID: T9J-RN171



Note: Up Line: Peak Limit Line, Down Line: Ave Limit Line

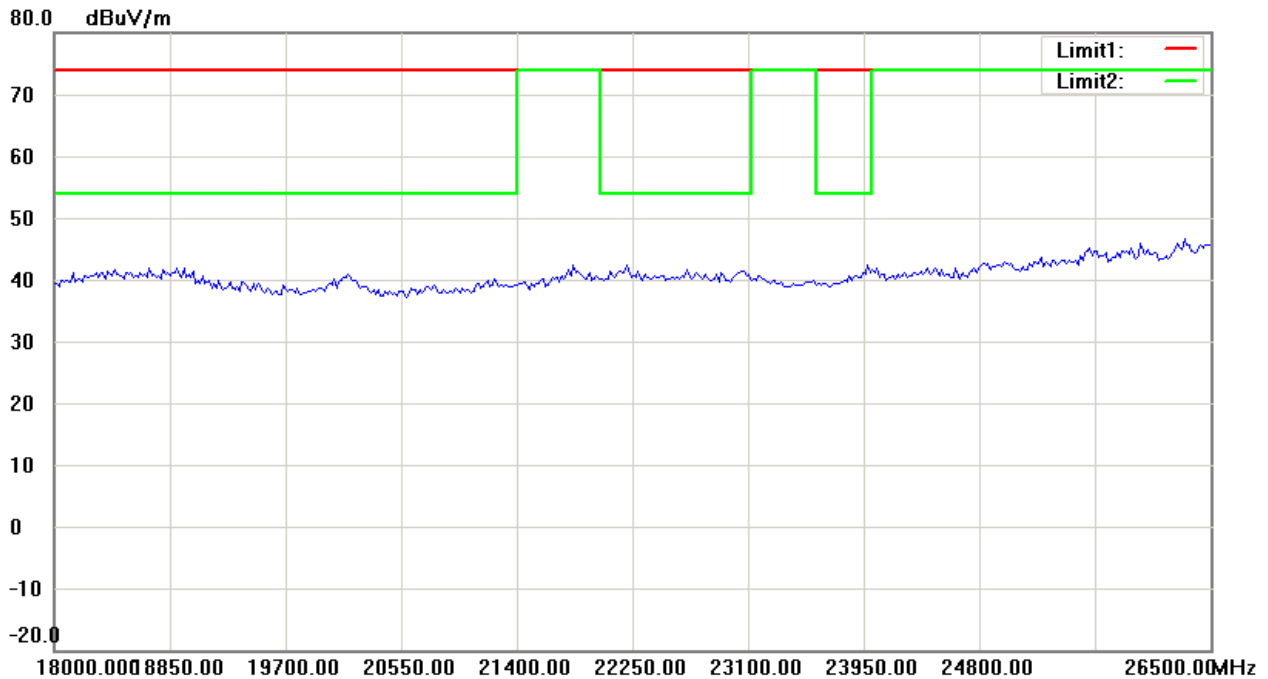
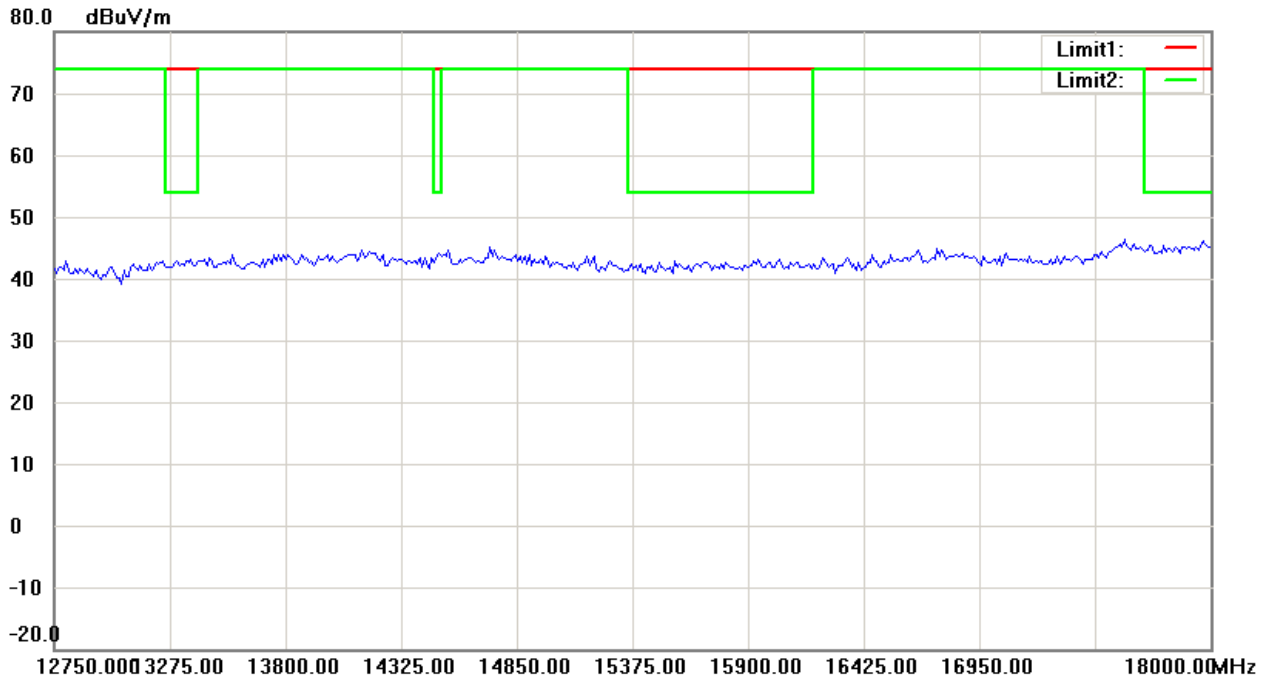
- 1 The attached measurement plots are preliminarily pre-scanned with peak detector for determining the final checking frequencies and are for reference only.
- 2 The some frequencies may exceed the limit line without the specified detectors, but that cannot present the results are failed to the specification of test standard.
- 3 For corrected test results are listed in the relevant table of radiated test data of this test report.



Worldwide Testing Services(Taiwan) Co., Ltd.

Registration number: W6M21012-11105-C-1

FCC ID: T9J-RN171



Note: Up Line: Peak Limit Line, Down Line: Ave Limit Line

- 1 The attached measurement plots are preliminarily pre-scanned with peak detector for determining the final checking frequencies and are for reference only.
- 2 The some frequencies may exceed the limit line without the specified detectors, but that cannot present the results are failed to the specification of test standard.
- 3 For corrected test results are listed in the relevant table of radiated test data of this test report.



Registration number: W6M21012-11105-C-1
FCC ID: T9J-RN171

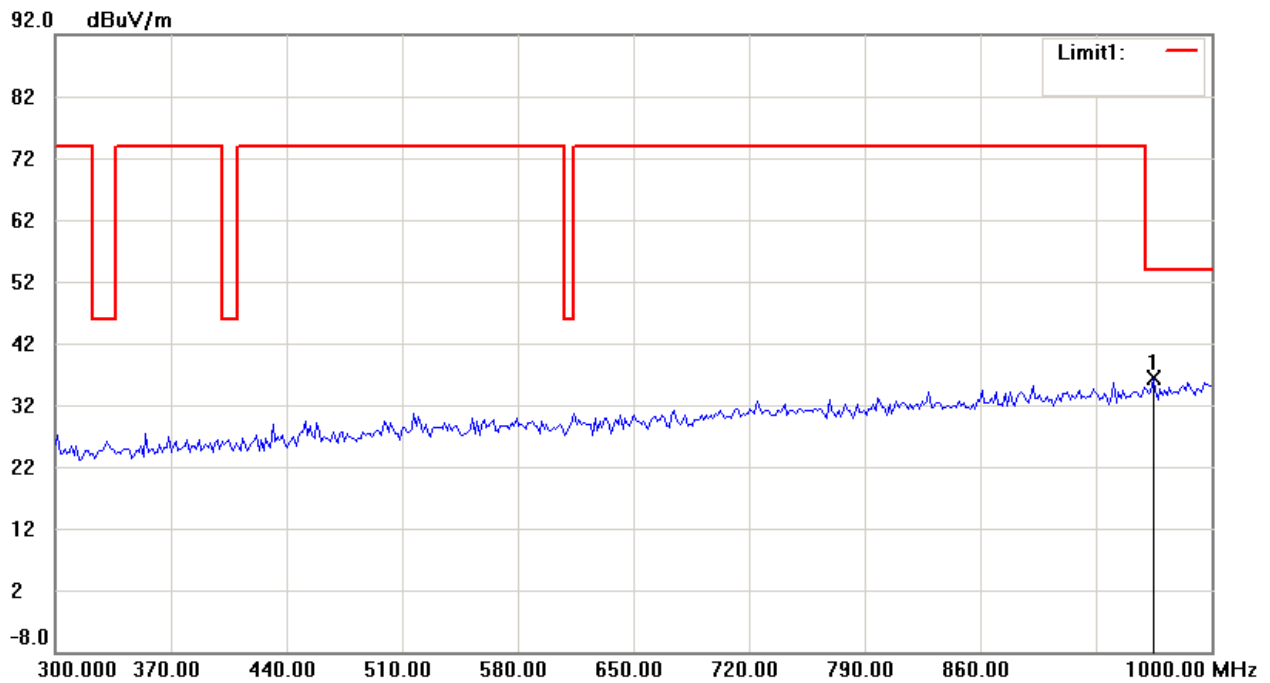
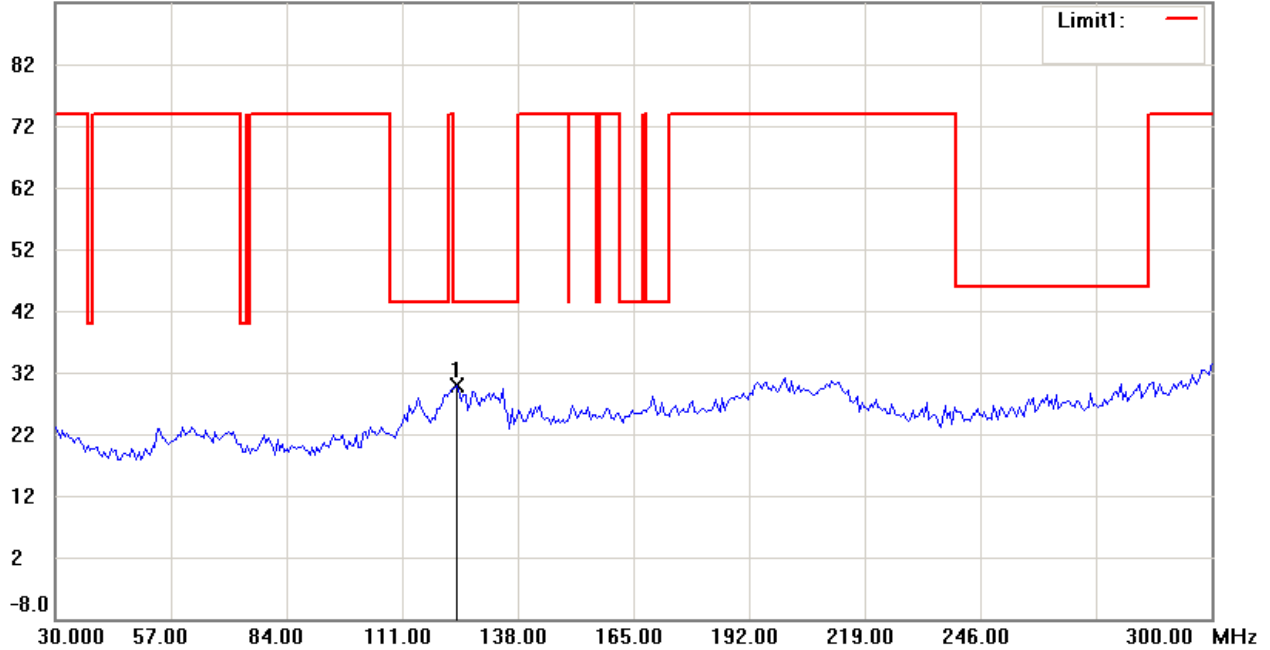
Spurious Emissions radiated-Antenna 3

802.11b

Channel 1

Antenna Polarization H

92.0 dBuV/m



Note: Up Line: Peak Limit Line, Down Line: Ave Limit Line

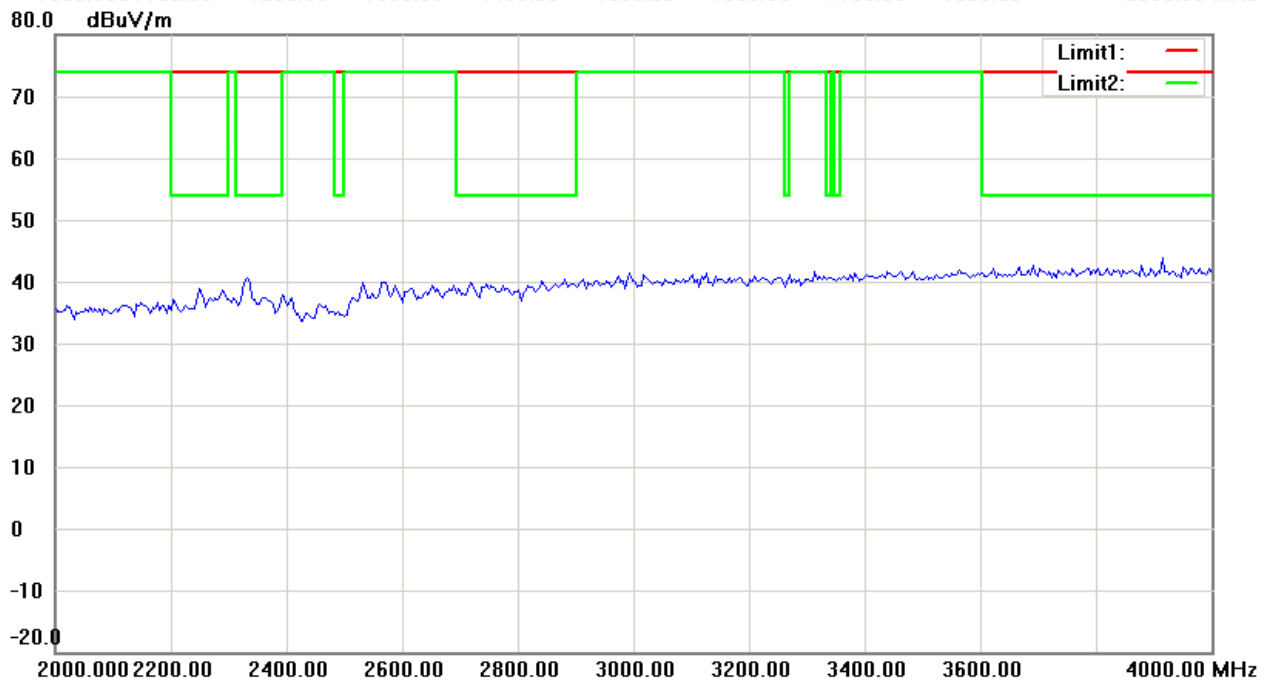
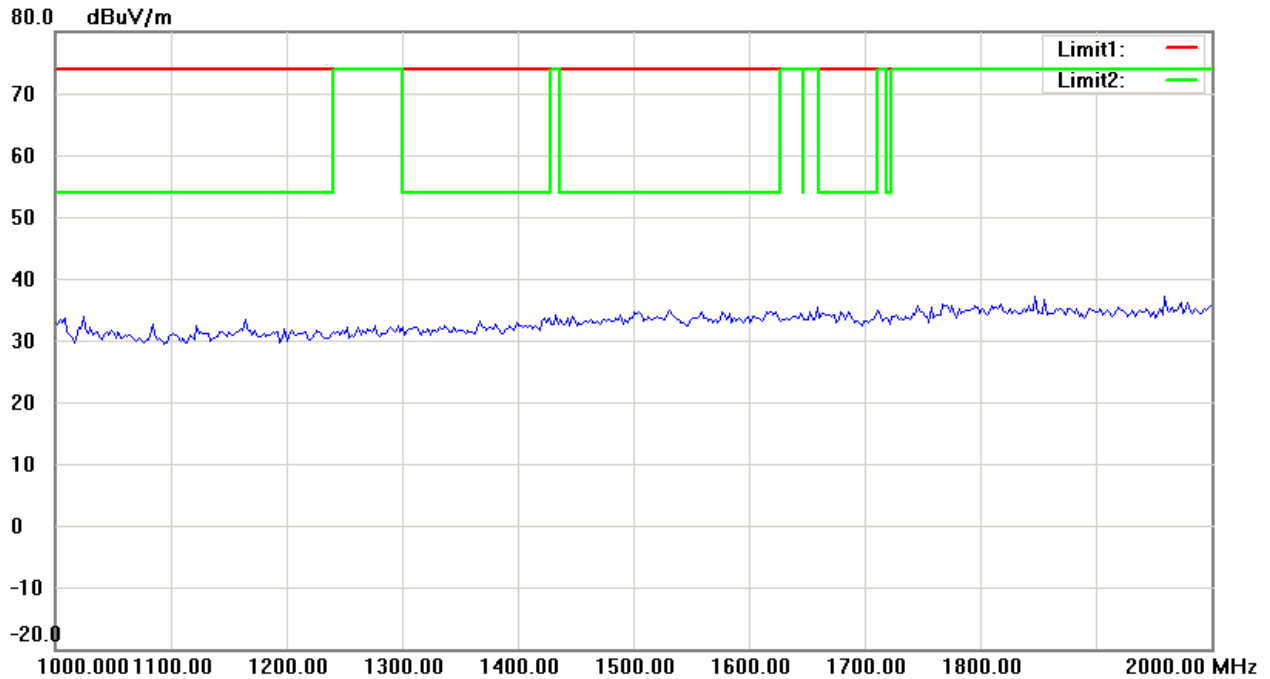
- 1 The attached measurement plots are preliminarily pre-scanned with peak detector for determining the final checking frequencies and are for reference only.
- 2 The some frequencies may exceed the limit line without the specified detectors, but that cannot present the results are failed to the specification of test standard.
- 3 For corrected test results are listed in the relevant table of radiated test data of this test report.



Worldwide Testing Services(Taiwan) Co., Ltd.

Registration number: W6M21012-11105-C-1

FCC ID: T9J-RN171

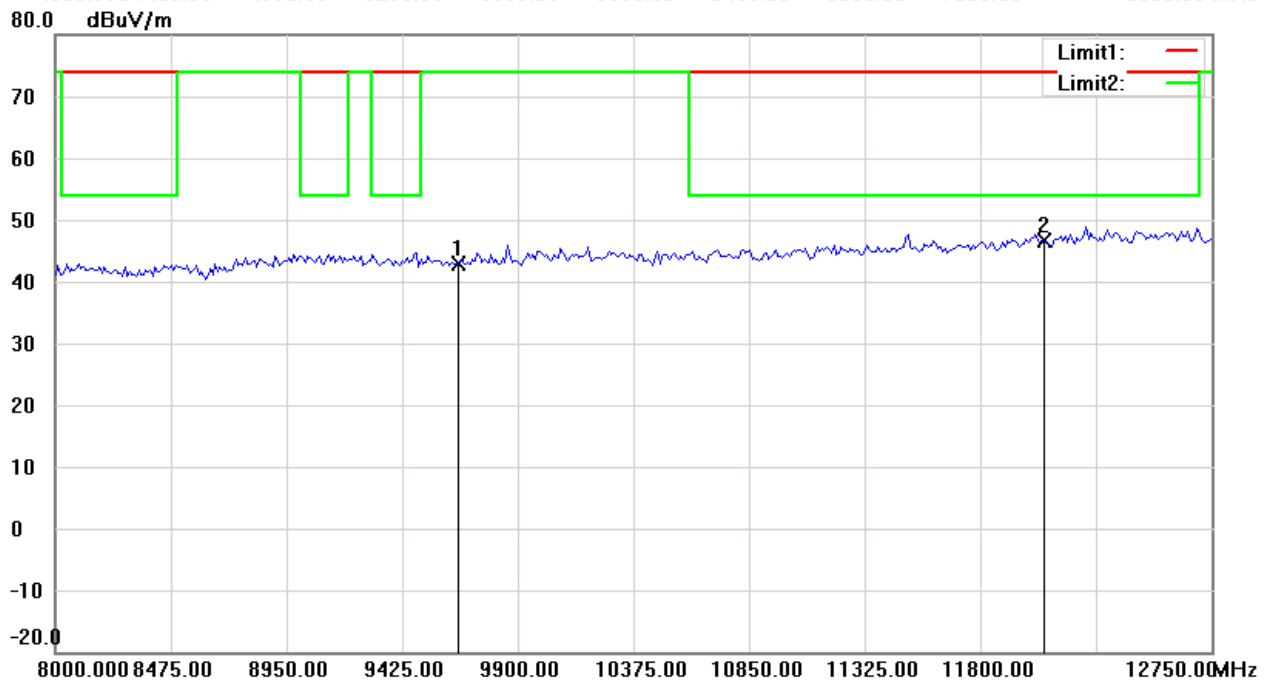
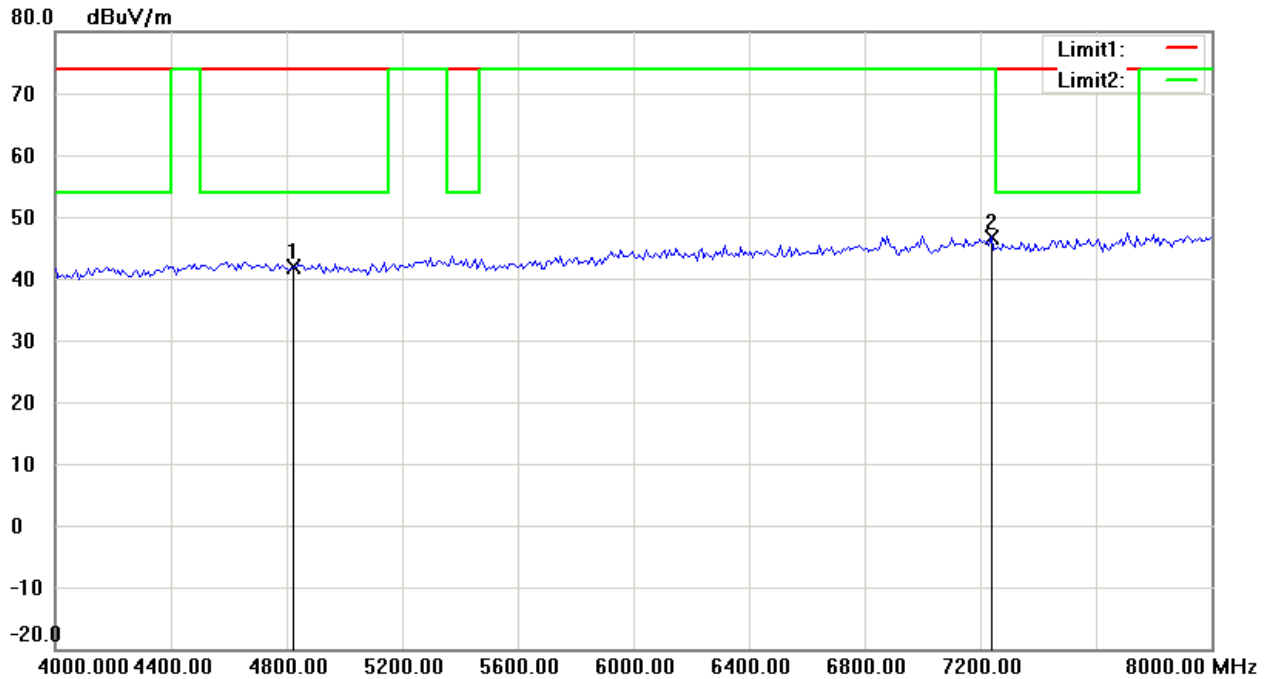


Note: Up Line: Peak Limit Line, Down Line: Ave Limit Line

- 1 The attached measurement plots are preliminarily pre-scanned with peak detector for determining the final checking frequencies and are for reference only.
- 2 The some frequencies may exceed the limit line without the specified detectors, but that cannot present the results are failed to the specification of test standard.
- 3 For corrected test results are listed in the relevant table of radiated test data of this test report.



Registration number: W6M21012-11105-C-1
FCC ID: T9J-RN171



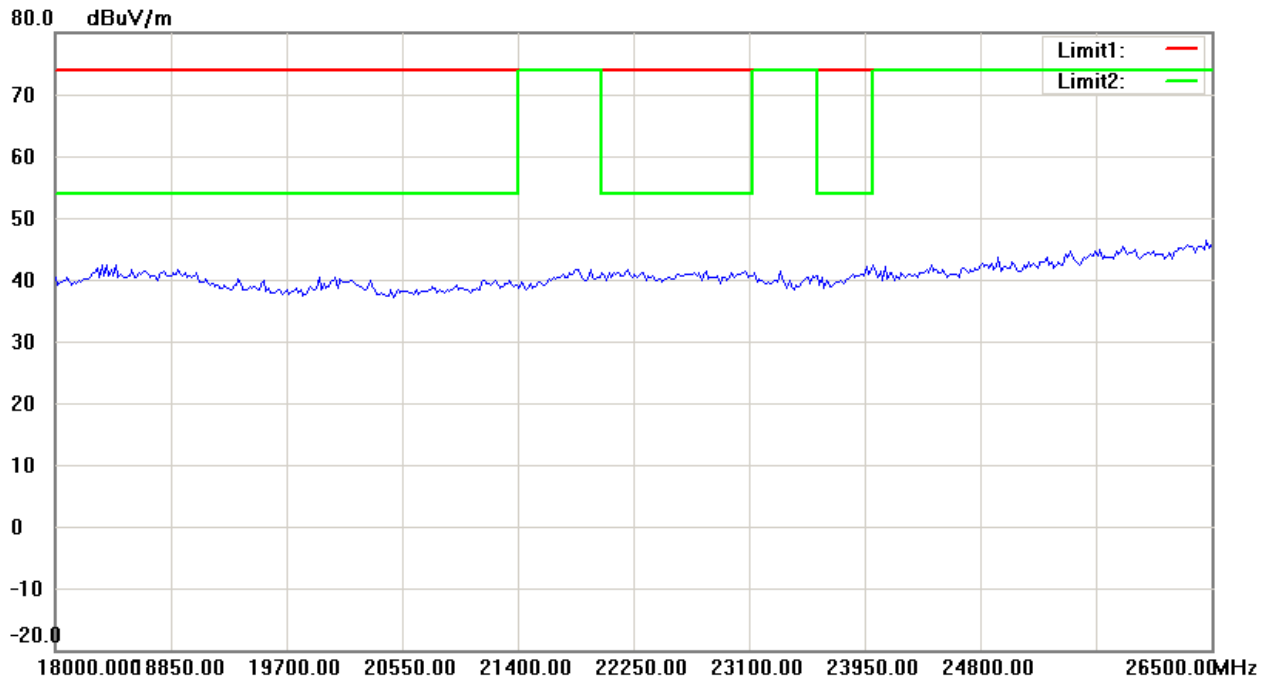
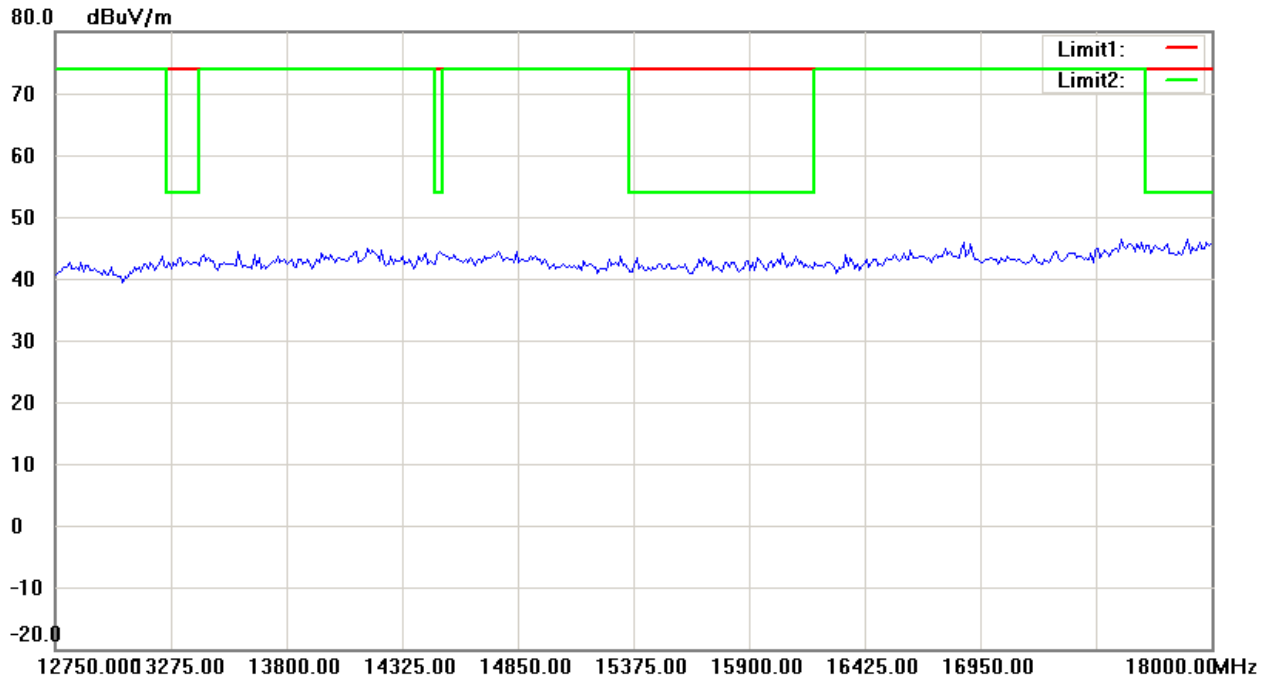
Note: Up Line: Peak Limit Line, Down Line: Ave Limit Line

- 1 The attached measurement plots are preliminarily pre-scanned with peak detector for determining the final checking frequencies and are for reference only.
- 2 The some frequencies may exceed the limit line without the specified detectors, but that cannot present the results are failed to the specification of test standard.
- 3 For corrected test results are listed in the relevant table of radiated test data of this test report.



Worldwide Testing Services(Taiwan) Co., Ltd.

Registration number: W6M21012-11105-C-1
FCC ID: T9J-RN171



Note: Up Line: Peak Limit Line, Down Line: Ave Limit Line

- 1 The attached measurement plots are preliminarily pre-scanned with peak detector for determining the final checking frequencies and are for reference only.
- 2 The some frequencies may exceed the limit line without the specified detectors, but that cannot present the results are failed to the specification of test standard.
- 3 For corrected test results are listed in the relevant table of radiated test data of this test report.



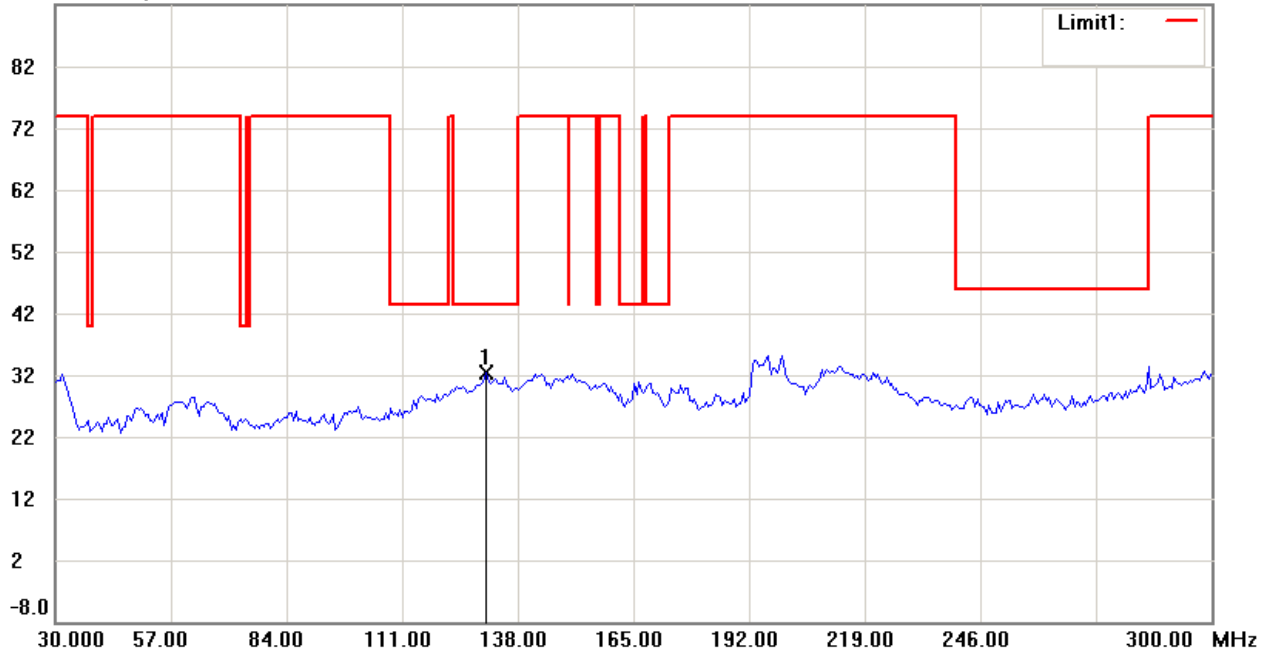
Worldwide Testing Services(Taiwan) Co., Ltd.

Registration number: W6M21012-11105-C-1

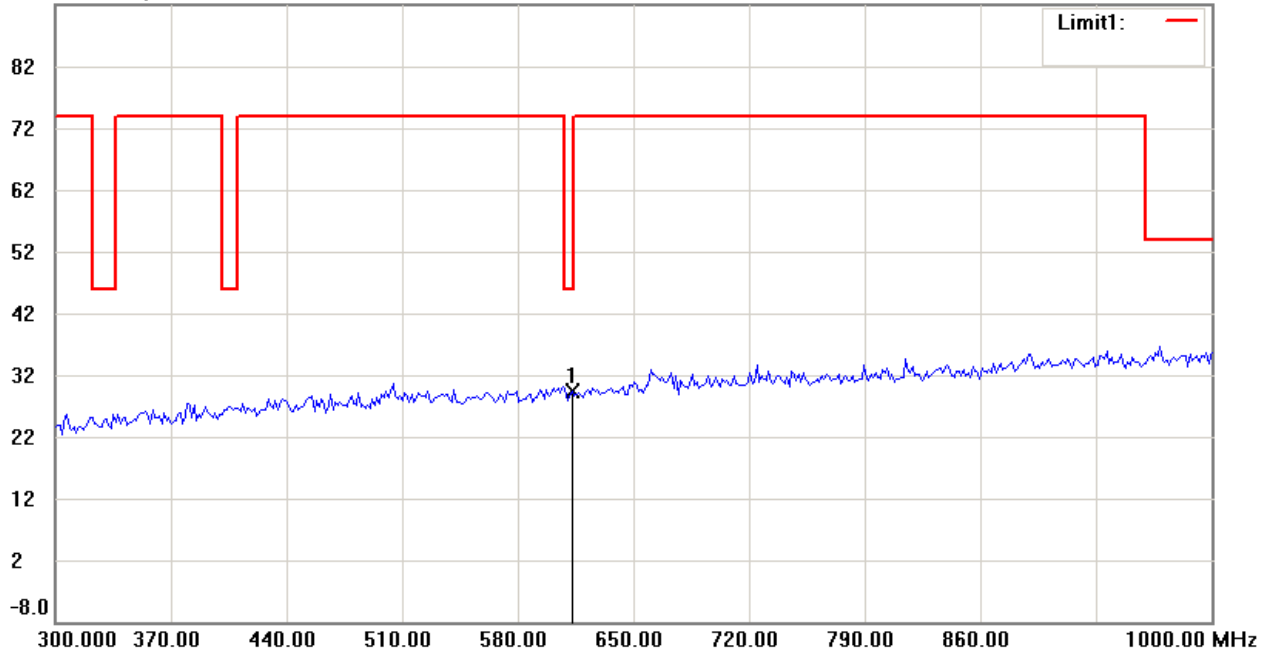
FCC ID: T9J-RN171

Antenna Polarization V

92.0 dBuV/m



92.0 dBuV/m



Note: Up Line: Peak Limit Line, Down Line: Ave Limit Line

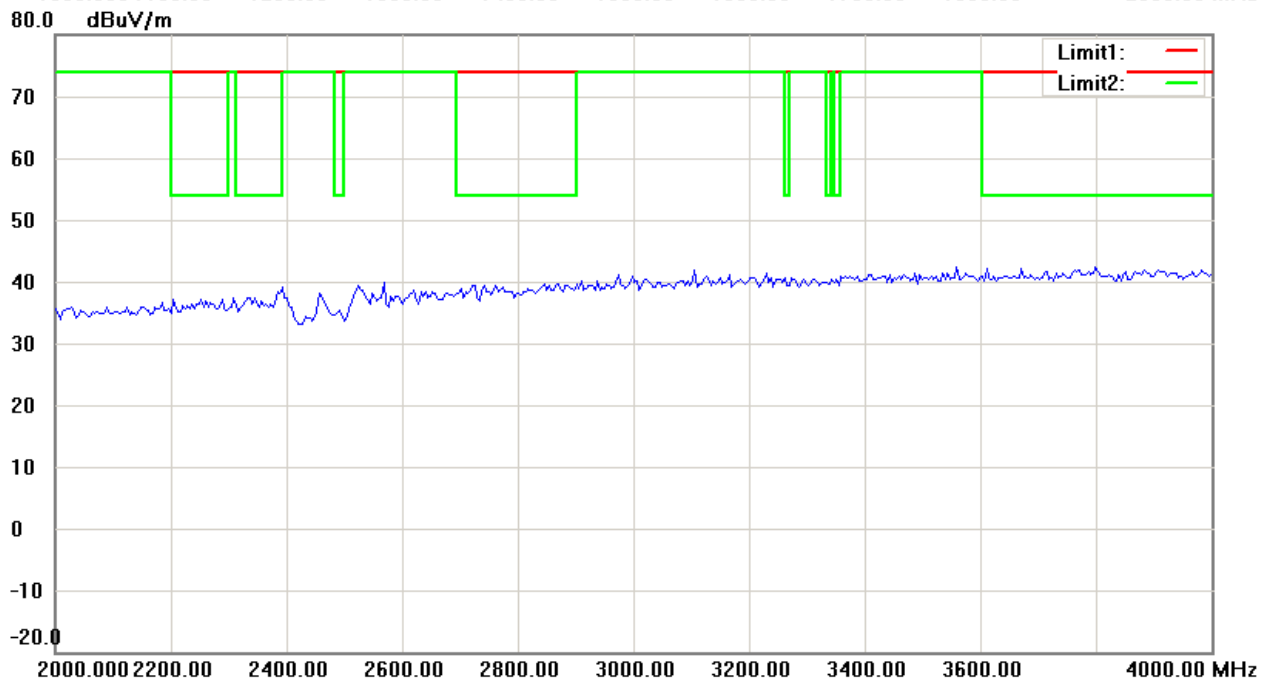
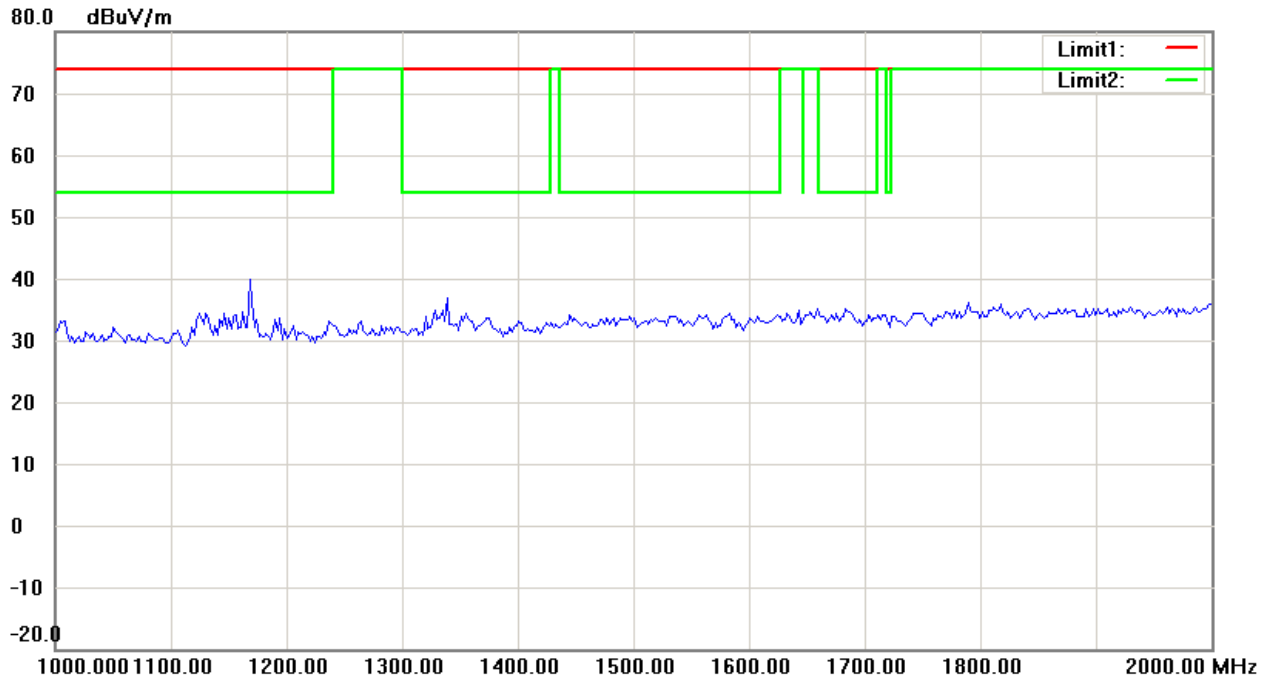
- 1 The attached measurement plots are preliminarily pre-scanned with peak detector for determining the final checking frequencies and are for reference only.
- 2 The some frequencies may exceed the limit line without the specified detectors, but that cannot present the results are failed to the specification of test standard.
- 3 For corrected test results are listed in the relevant table of radiated test data of this test report.



Worldwide Testing Services(Taiwan) Co., Ltd.

Registration number: W6M21012-11105-C-1

FCC ID: T9J-RN171



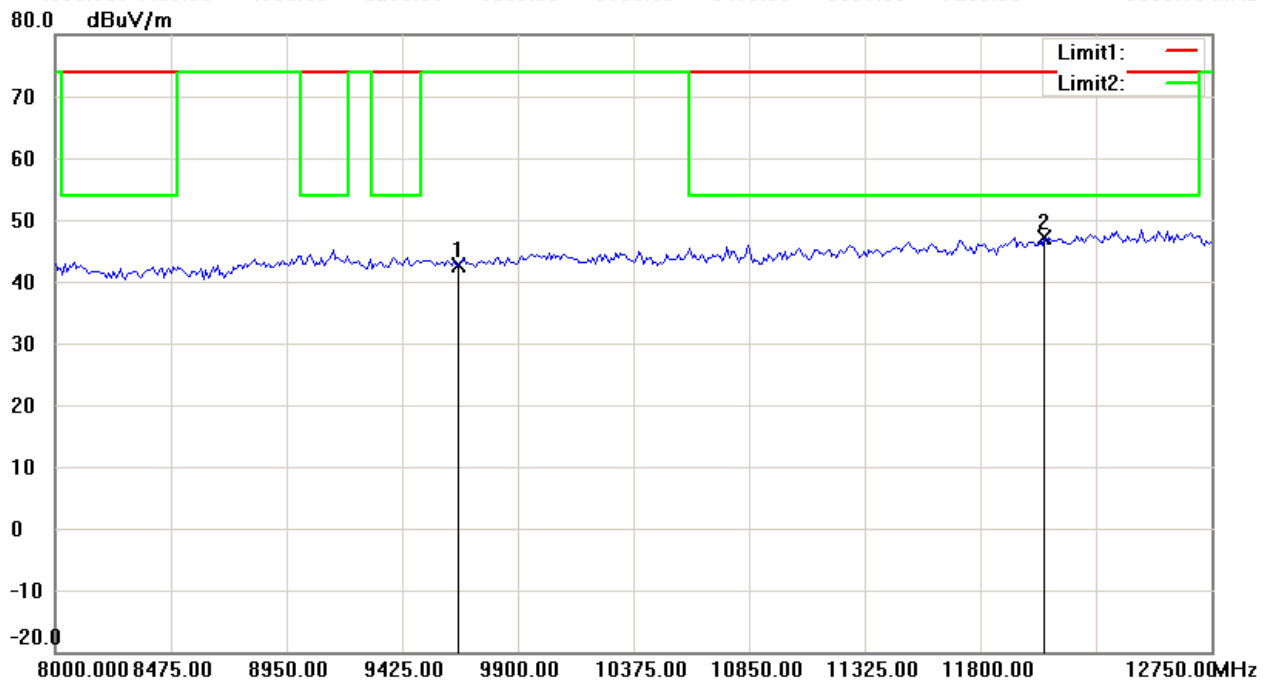
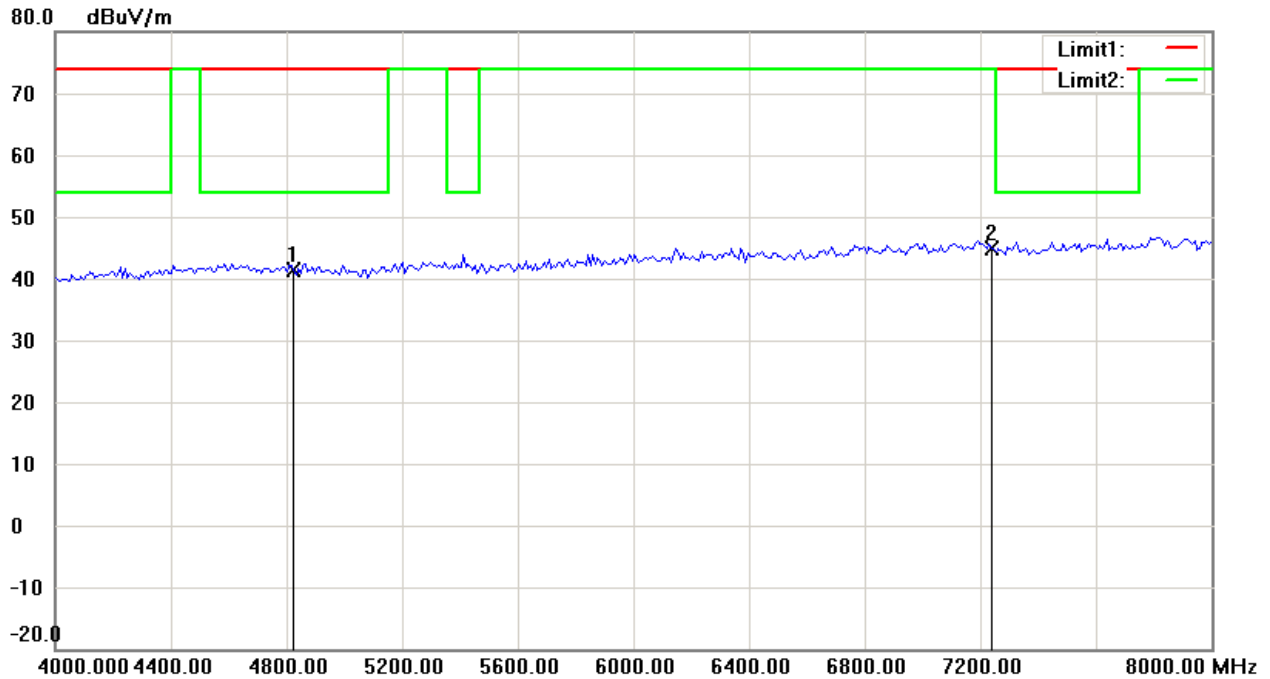
Note: Up Line: Peak Limit Line, Down Line: Ave Limit Line

- 1 The attached measurement plots are preliminarily pre-scanned with peak detector for determining the final checking frequencies and are for reference only.
- 2 The some frequencies may exceed the limit line without the specified detectors, but that cannot present the results are failed to the specification of test standard.
- 3 For corrected test results are listed in the relevant table of radiated test data of this test report.



Worldwide Testing Services(Taiwan) Co., Ltd.

Registration number: W6M21012-11105-C-1
FCC ID: T9J-RN171



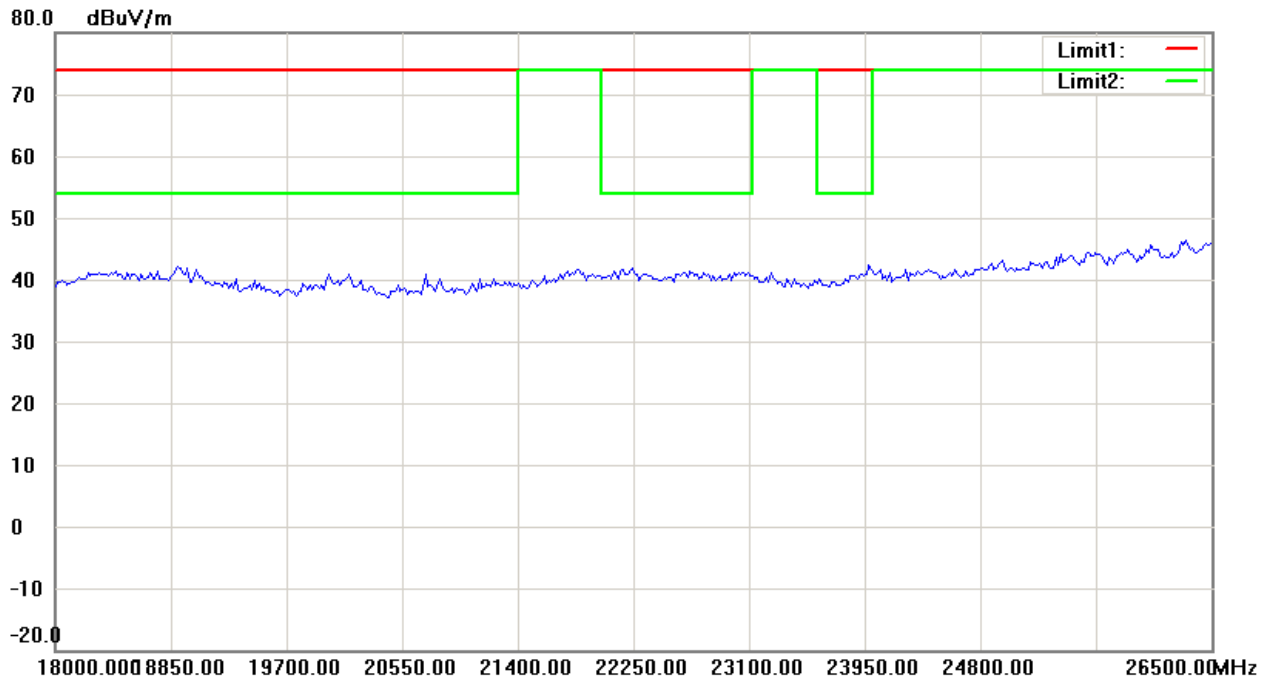
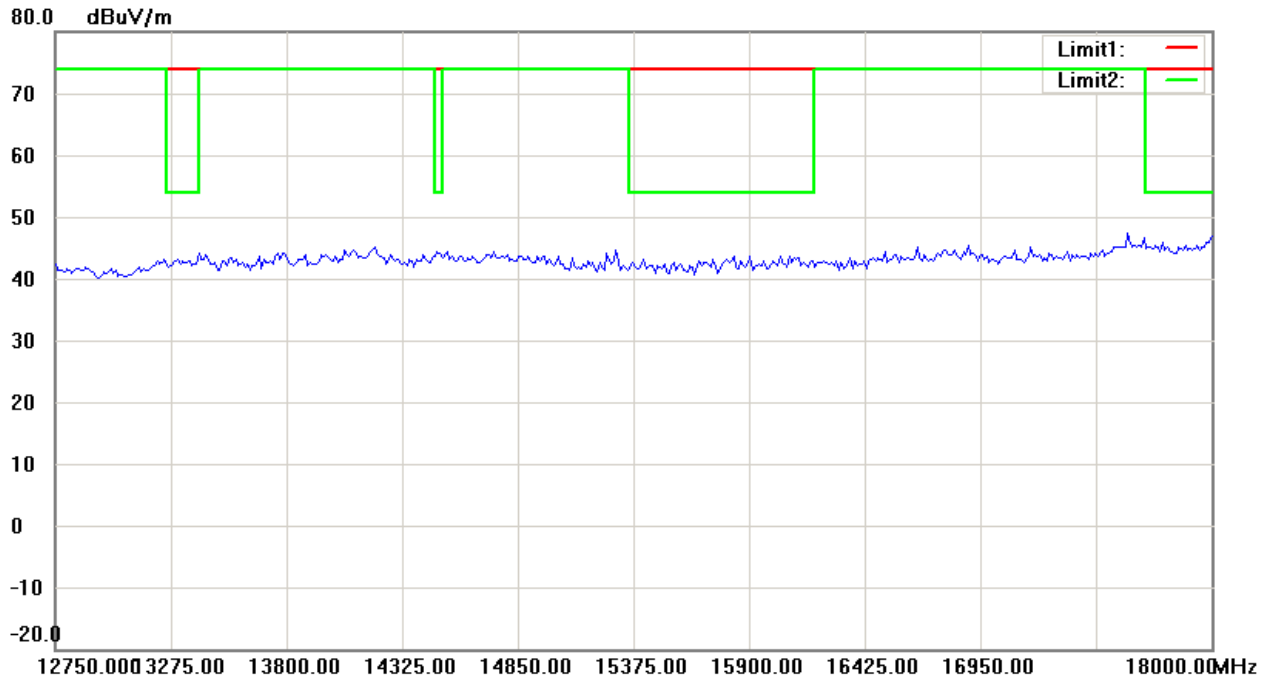
Note: Up Line: Peak Limit Line, Down Line: Ave Limit Line

- 1 The attached measurement plots are preliminarily pre-scanned with peak detector for determining the final checking frequencies and are for reference only.
- 2 The some frequencies may exceed the limit line without the specified detectors, but that cannot present the results are failed to the specification of test standard.
- 3 For corrected test results are listed in the relevant table of radiated test data of this test report.



Worldwide Testing Services(Taiwan) Co., Ltd.

Registration number: W6M21012-11105-C-1
FCC ID: T9J-RN171



Note: Up Line: Peak Limit Line, Down Line: Ave Limit Line

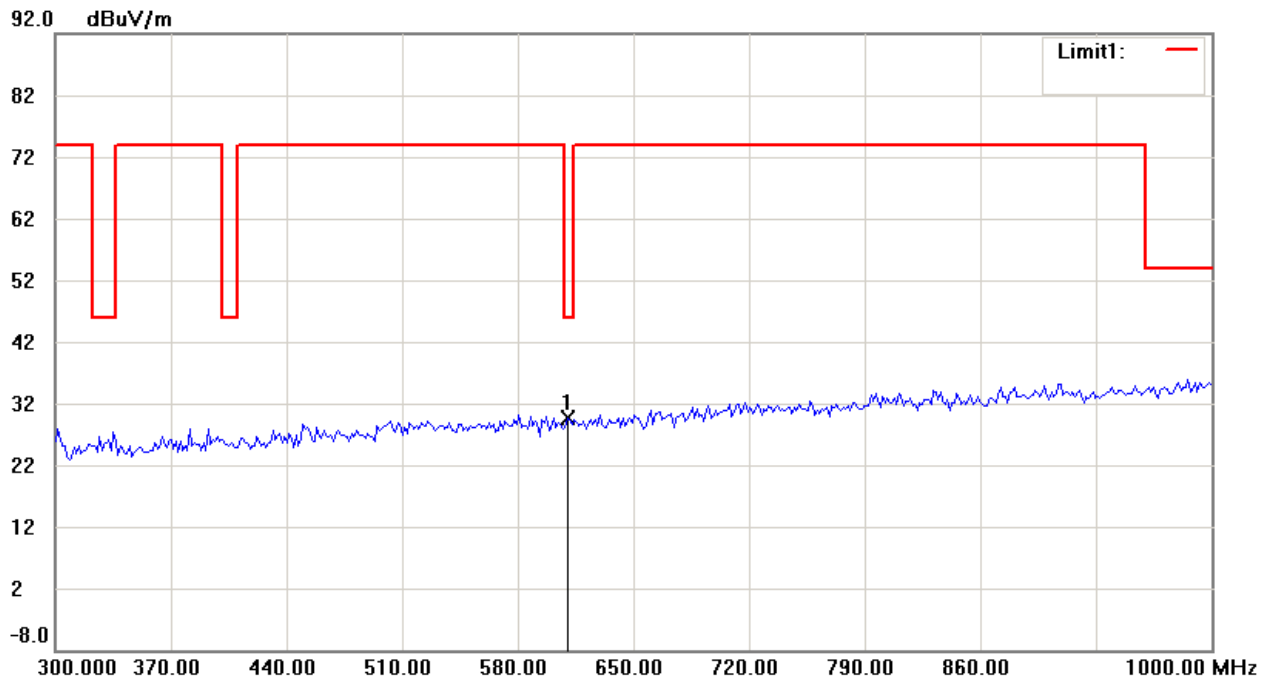
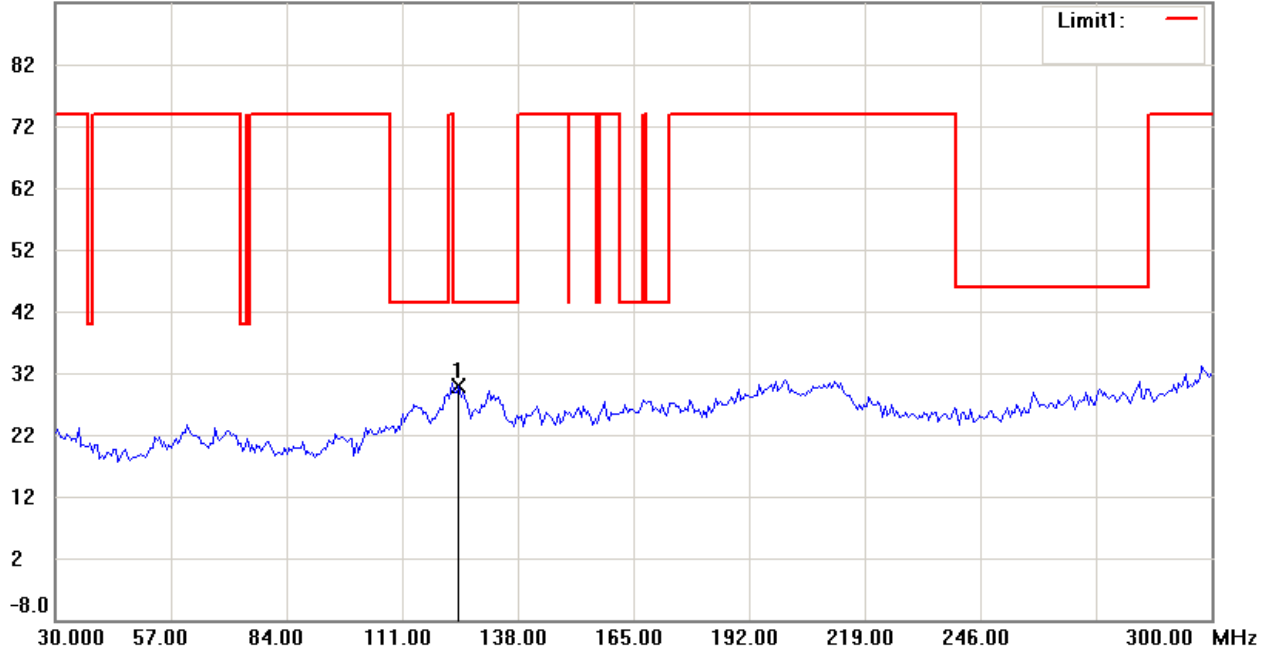
- 1 The attached measurement plots are preliminarily pre-scanned with peak detector for determining the final checking frequencies and are for reference only.
- 2 The some frequencies may exceed the limit line without the specified detectors, but that cannot present the results are failed to the specification of test standard.
- 3 For corrected test results are listed in the relevant table of radiated test data of this test report.



Worldwide Testing Services(Taiwan) Co., Ltd.

Registration number: W6M21012-11105-C-1
FCC ID: T9J-RN171

Channel 6
Antenna Polarization H
92.0 dBuV/m

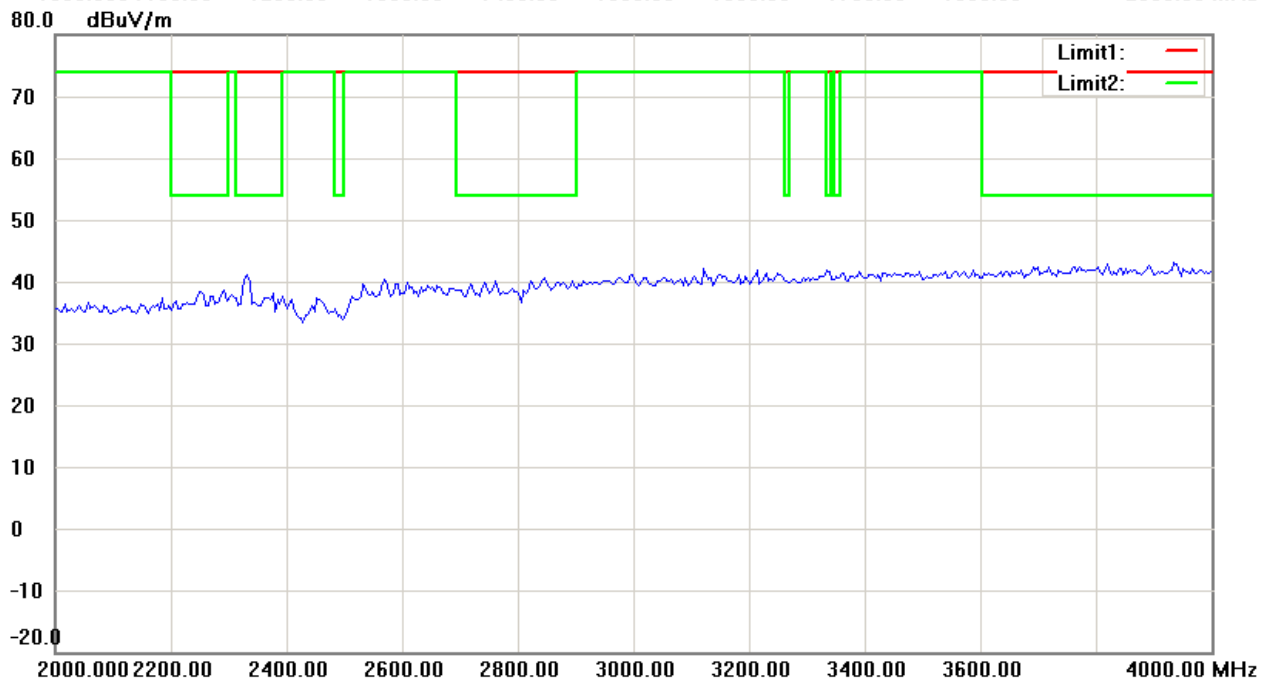
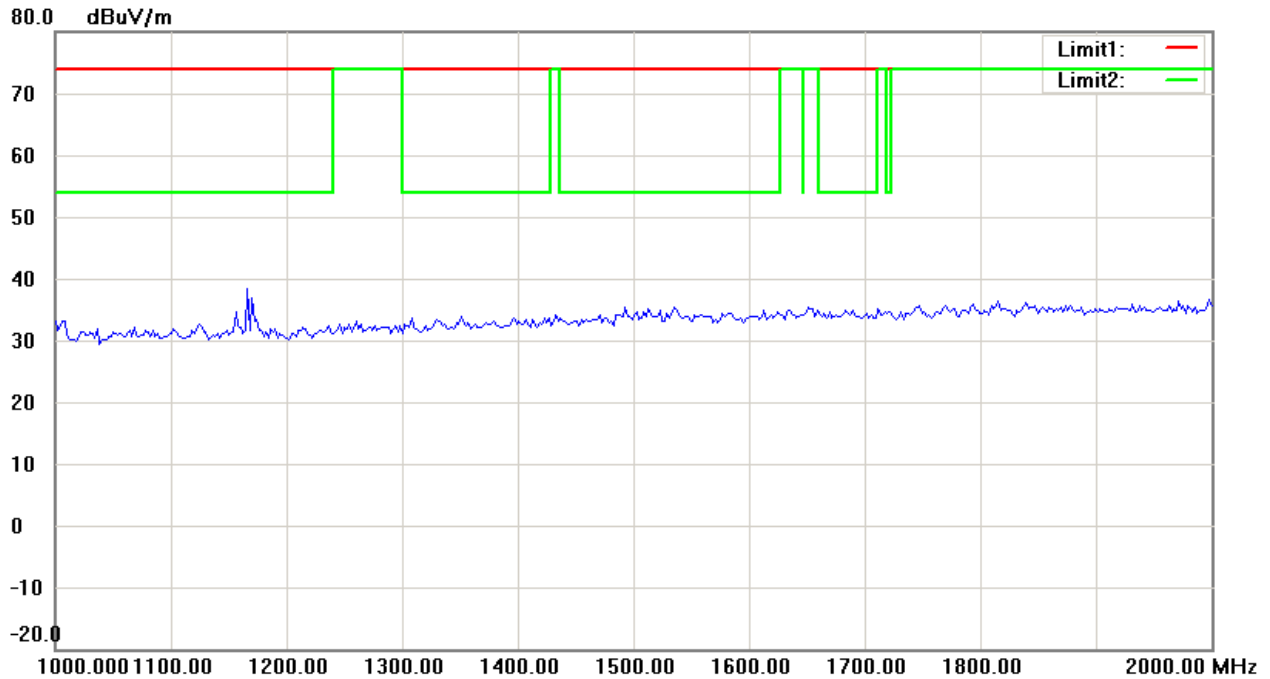


Note: Up Line: Peak Limit Line, Down Line: Ave Limit Line

- 1 The attached measurement plots are preliminarily pre-scanned with peak detector for determining the final checking frequencies and are for reference only.
- 2 The some frequencies may exceed the limit line without the specified detectors, but that cannot present the results are failed to the specification of test standard.
- 3 For corrected test results are listed in the relevant table of radiated test data of this test report.



Registration number: W6M21012-11105-C-1
FCC ID: T9J-RN171



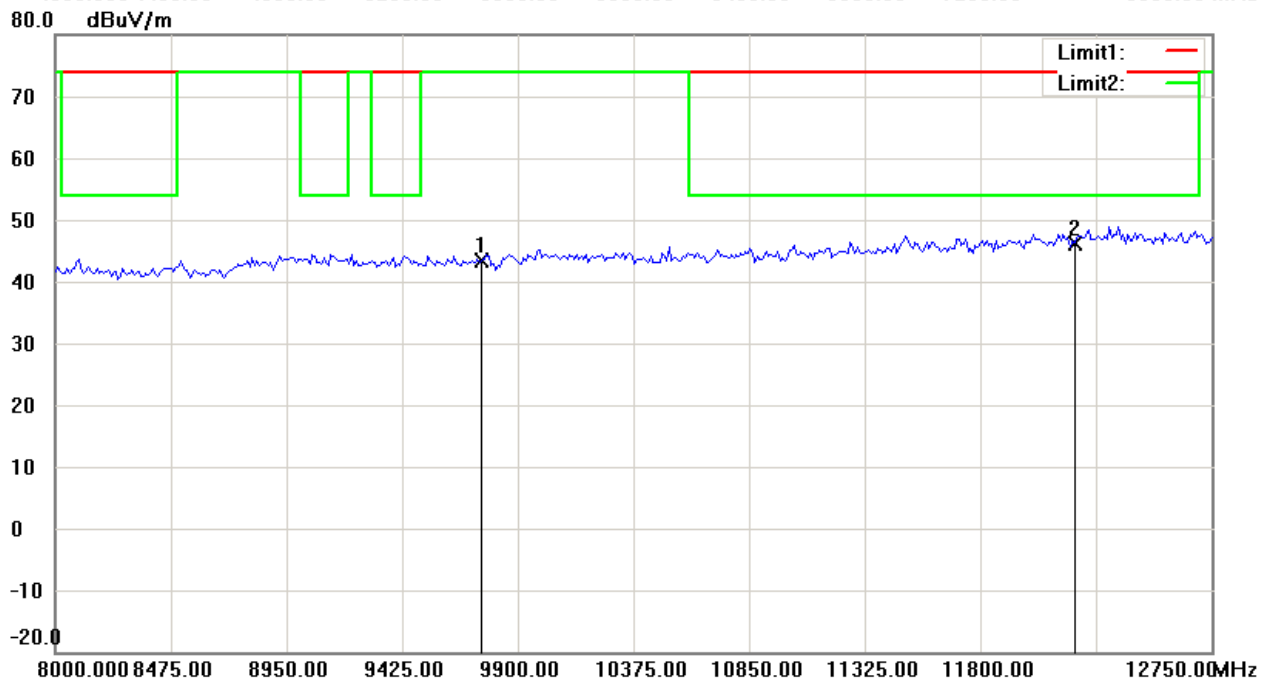
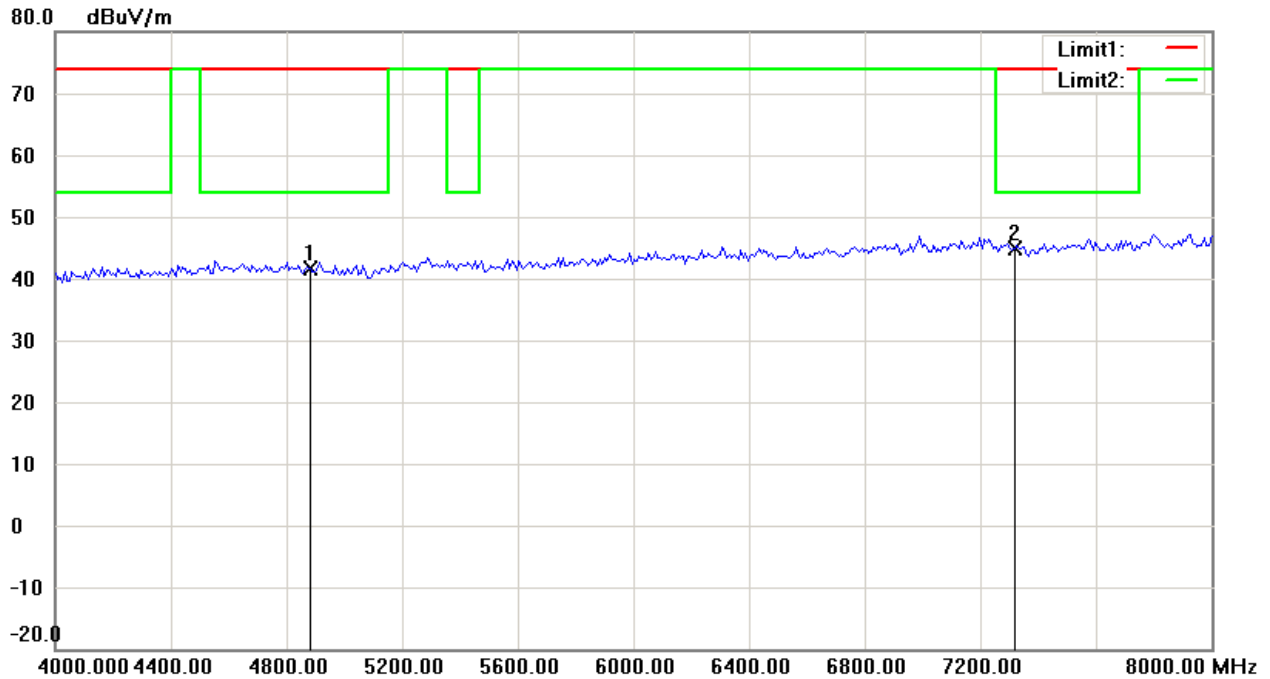
Note: Up Line: Peak Limit Line, Down Line: Ave Limit Line

- 1 The attached measurement plots are preliminarily pre-scanned with peak detector for determining the final checking frequencies and are for reference only.
- 2 The some frequencies may exceed the limit line without the specified detectors, but that cannot present the results are failed to the specification of test standard.
- 3 For corrected test results are listed in the relevant table of radiated test data of this test report.



Worldwide Testing Services(Taiwan) Co., Ltd.

Registration number: W6M21012-11105-C-1
FCC ID: T9J-RN171



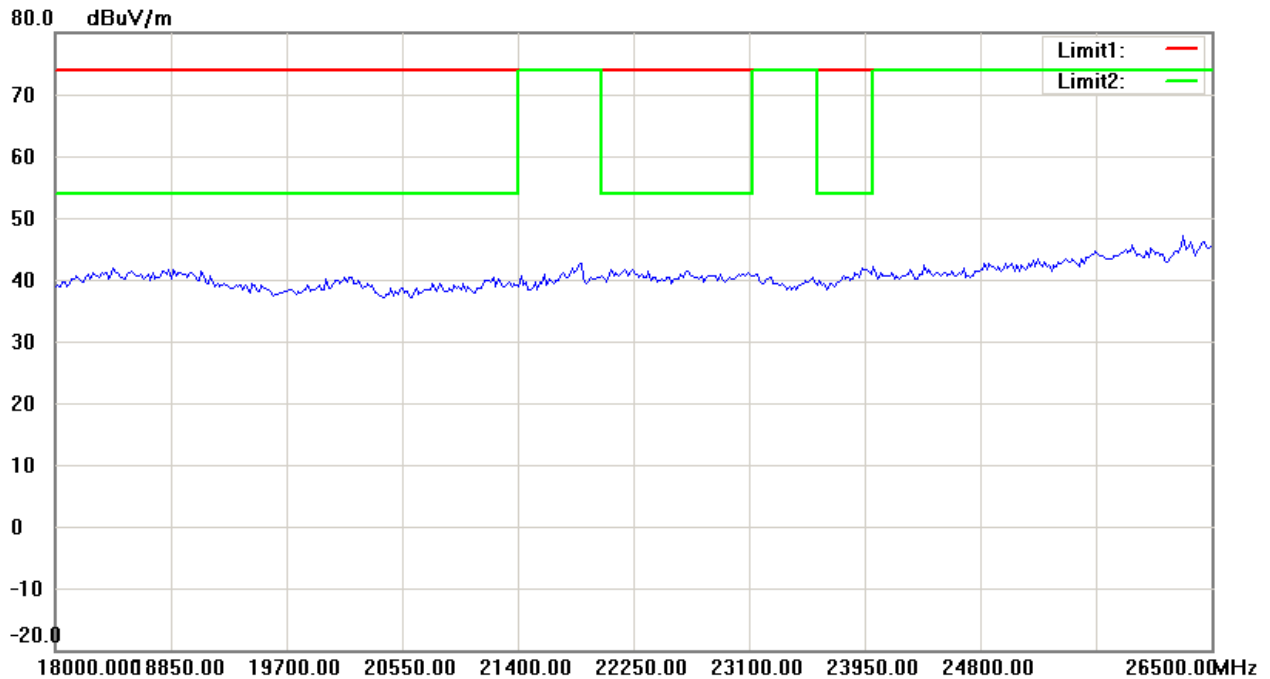
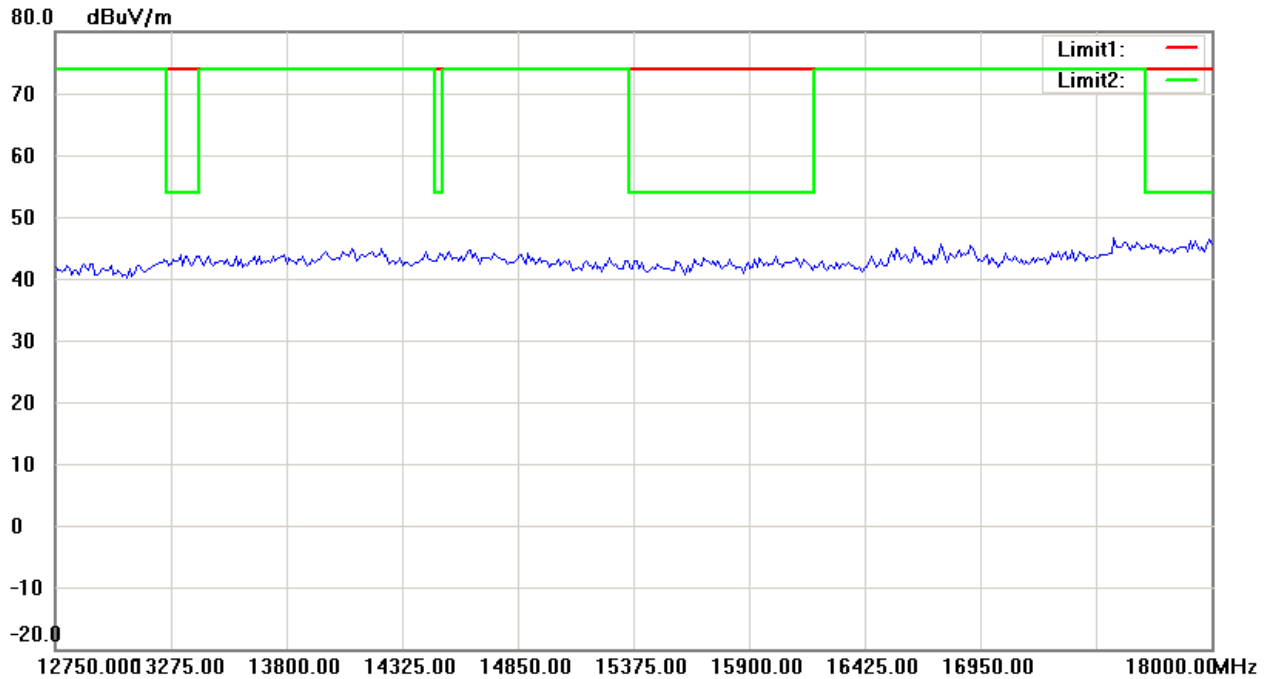
Note: Up Line: Peak Limit Line, Down Line: Ave Limit Line

- 1 The attached measurement plots are preliminarily pre-scanned with peak detector for determining the final checking frequencies and are for reference only.
- 2 The some frequencies may exceed the limit line without the specified detectors, but that cannot present the results are failed to the specification of test standard.
- 3 For corrected test results are listed in the relevant table of radiated test data of this test report.



Worldwide Testing Services(Taiwan) Co., Ltd.

Registration number: W6M21012-11105-C-1
FCC ID: T9J-RN171



Note: Up Line: Peak Limit Line, Down Line: Ave Limit Line

- 1 The attached measurement plots are preliminarily pre-scanned with peak detector for determining the final checking frequencies and are for reference only.
- 2 The some frequencies may exceed the limit line without the specified detectors, but that cannot present the results are failed to the specification of test standard.
- 3 For corrected test results are listed in the relevant table of radiated test data of this test report.



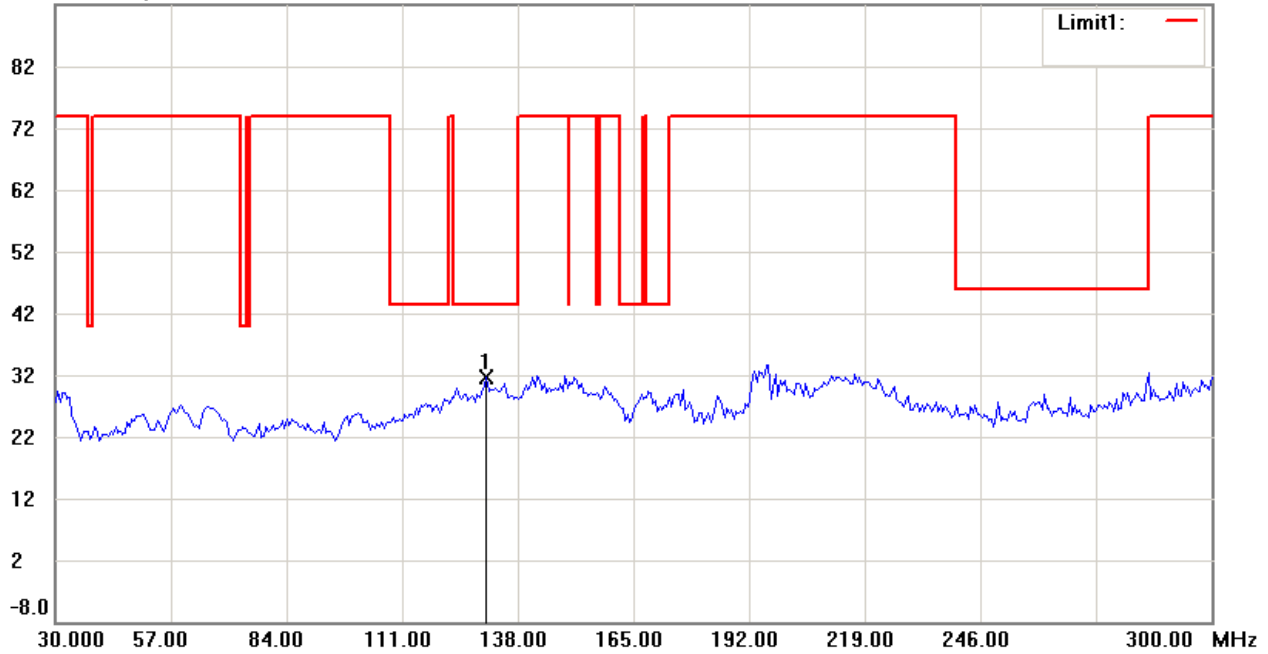
Worldwide Testing Services(Taiwan) Co., Ltd.

Registration number: W6M21012-11105-C-1

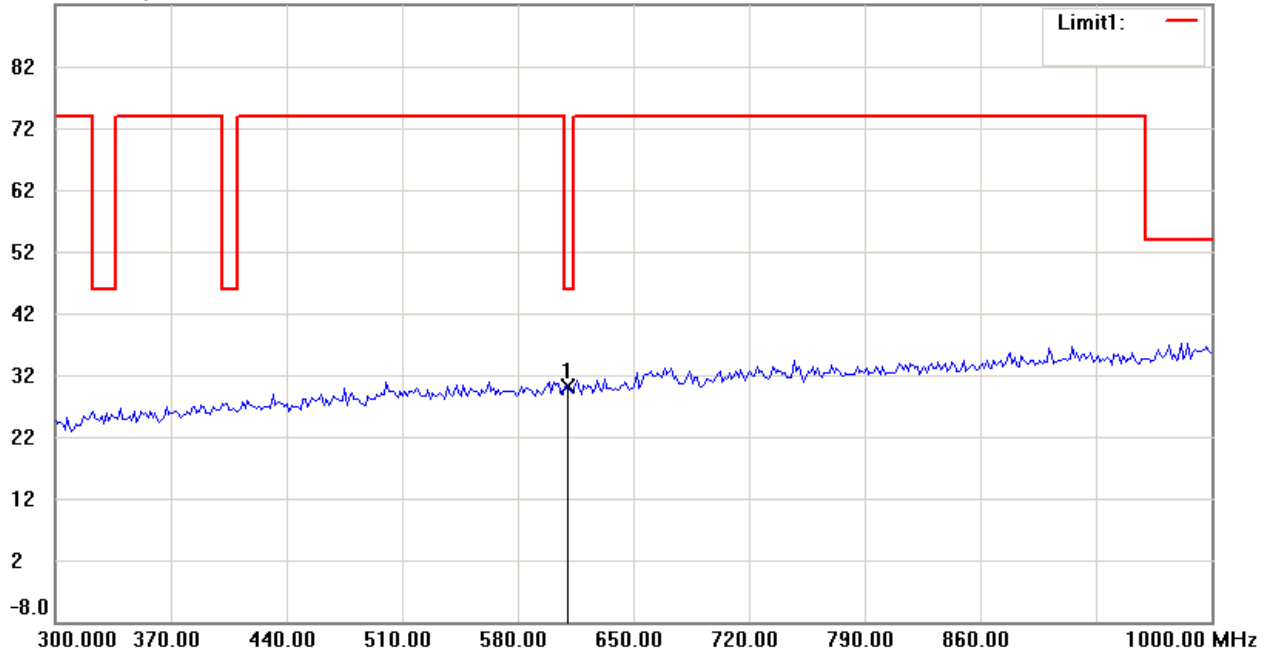
FCC ID: T9J-RN171

Antenna Polarization V

92.0 dBuV/m



92.0 dBuV/m



Note: Up Line: Peak Limit Line, Down Line: Ave Limit Line

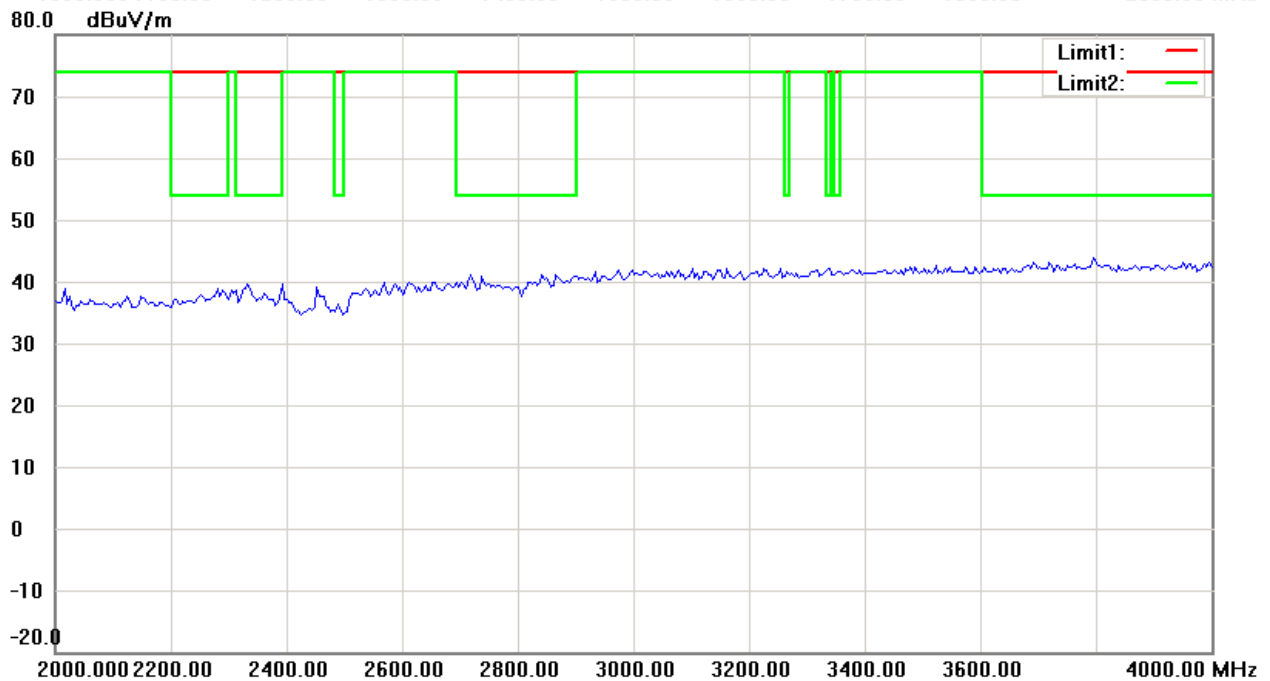
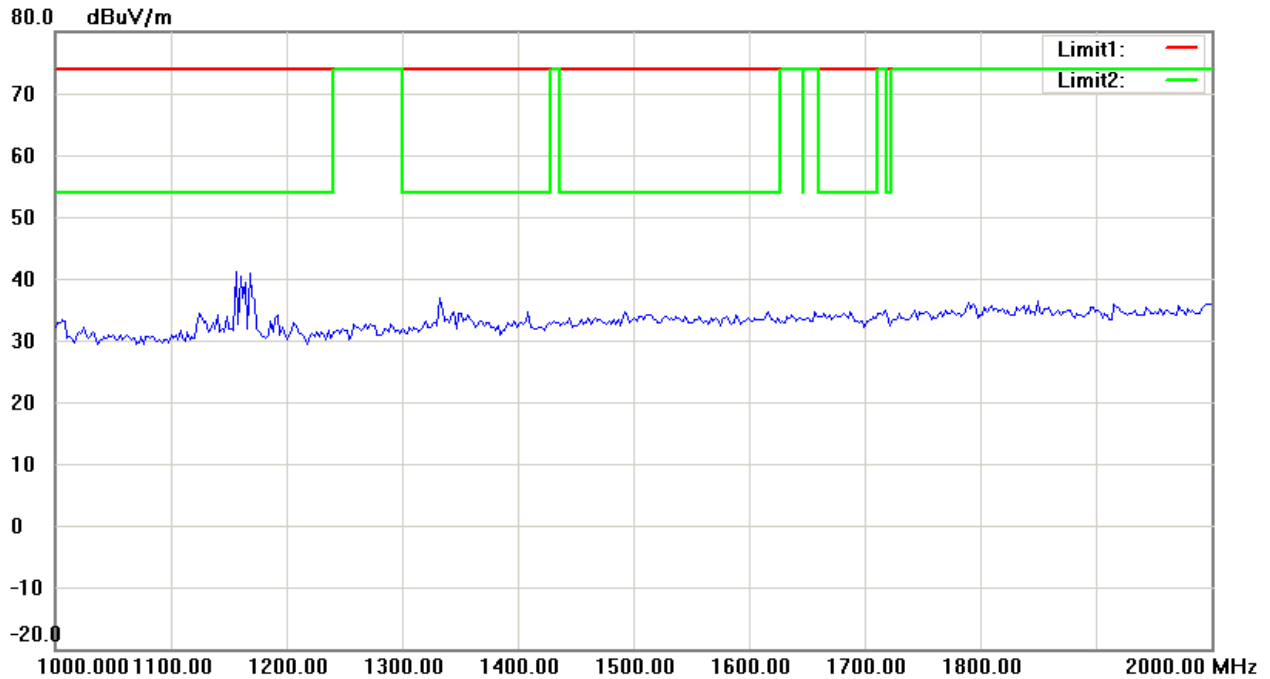
- 1 The attached measurement plots are preliminarily pre-scanned with peak detector for determining the final checking frequencies and are for reference only.
- 2 The some frequencies may exceed the limit line without the specified detectors, but that cannot present the results are failed to the specification of test standard.
- 3 For corrected test results are listed in the relevant table of radiated test data of this test report.



Worldwide Testing Services(Taiwan) Co., Ltd.

Registration number: W6M21012-11105-C-1

FCC ID: T9J-RN171



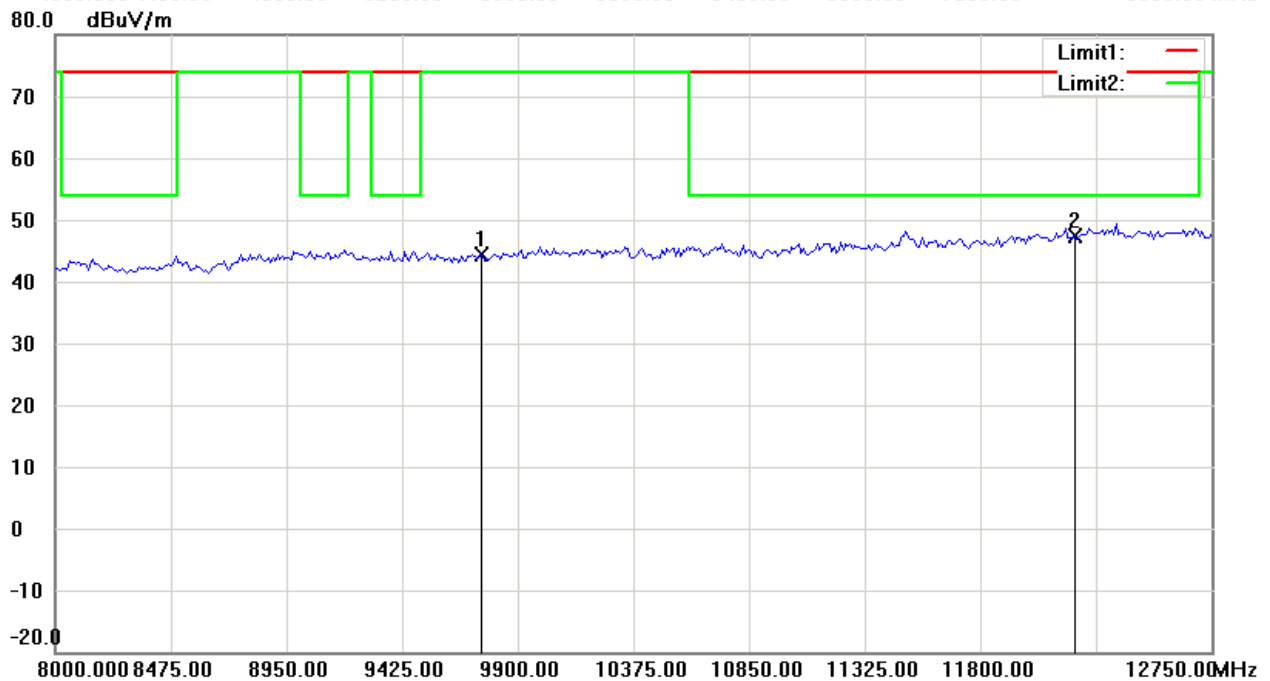
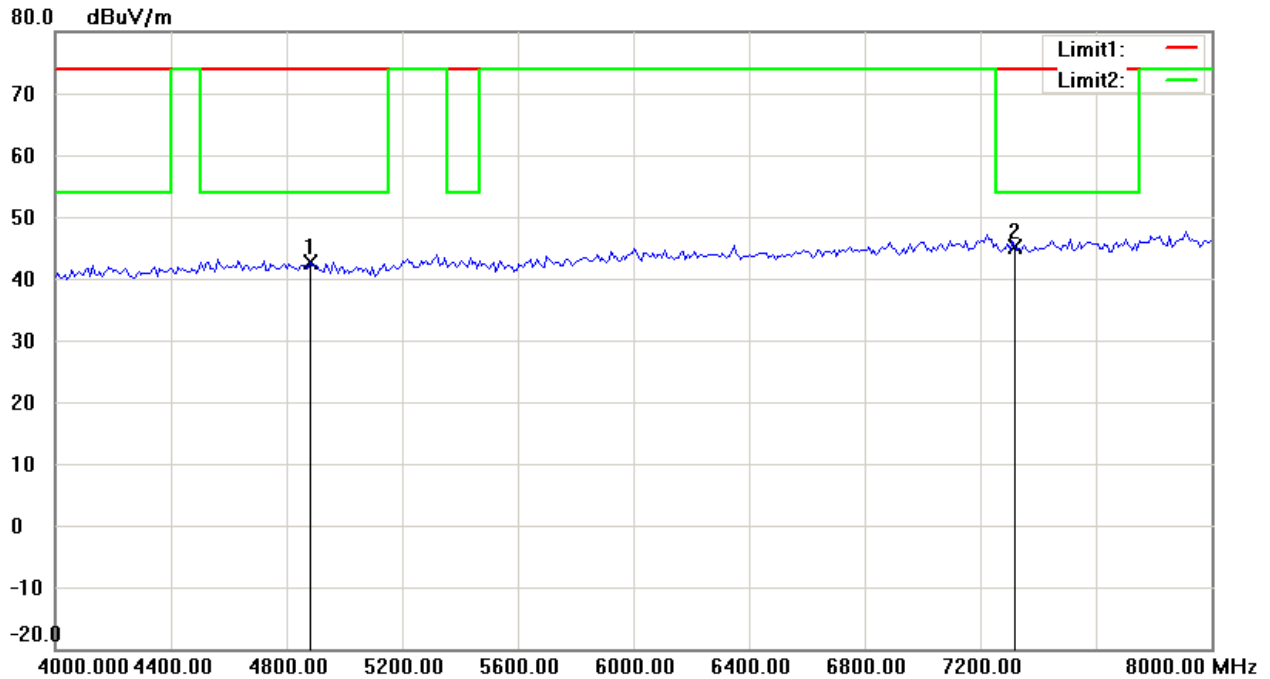
Note: Up Line: Peak Limit Line, Down Line: Ave Limit Line

- 1 The attached measurement plots are preliminarily pre-scanned with peak detector for determining the final checking frequencies and are for reference only.
- 2 The some frequencies may exceed the limit line without the specified detectors, but that cannot present the results are failed to the specification of test standard.
- 3 For corrected test results are listed in the relevant table of radiated test data of this test report.



Worldwide Testing Services(Taiwan) Co., Ltd.

Registration number: W6M21012-11105-C-1
FCC ID: T9J-RN171



Note: Up Line: Peak Limit Line, Down Line: Ave Limit Line

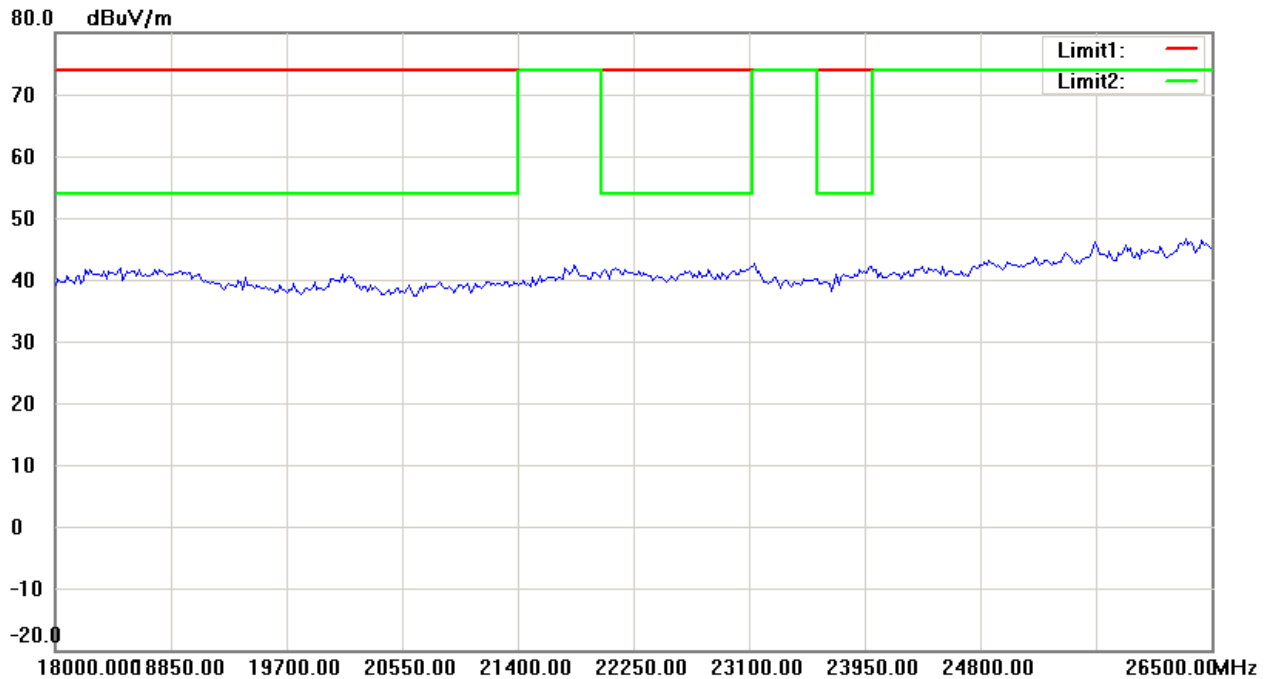
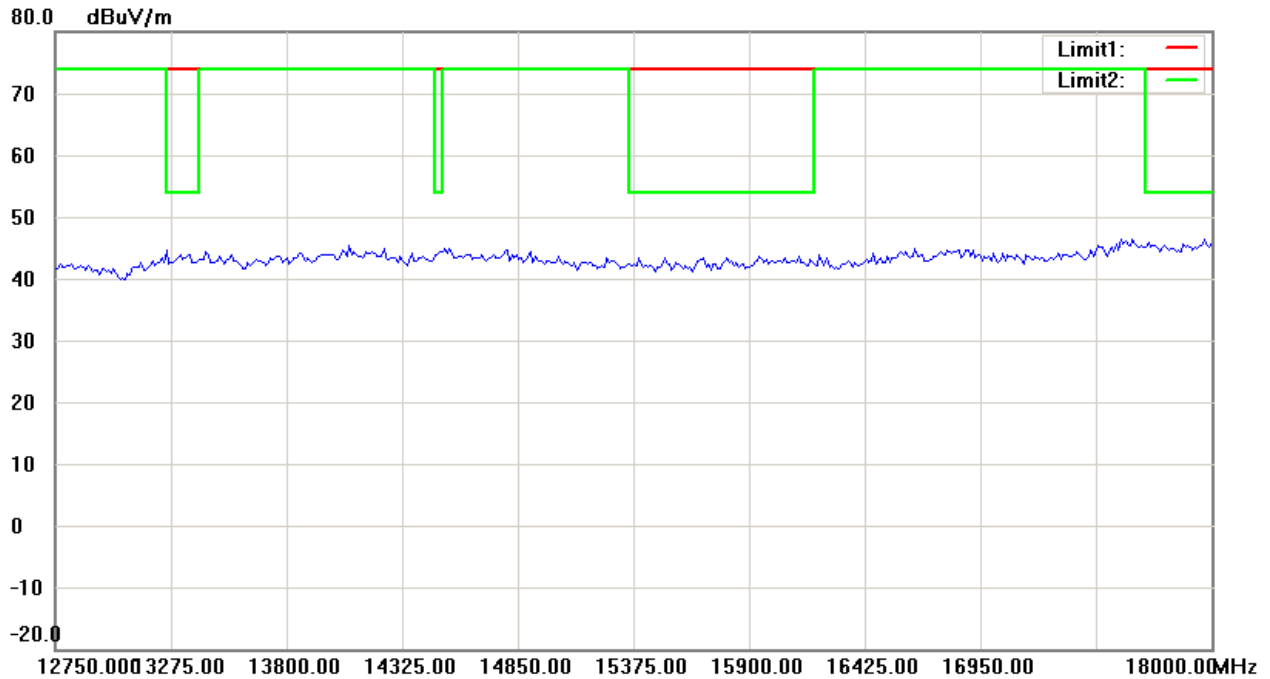
- 1 The attached measurement plots are preliminarily pre-scanned with peak detector for determining the final checking frequencies and are for reference only.
- 2 The some frequencies may exceed the limit line without the specified detectors, but that cannot present the results are failed to the specification of test standard.
- 3 For corrected test results are listed in the relevant table of radiated test data of this test report.



Worldwide Testing Services(Taiwan) Co., Ltd.

Registration number: W6M21012-11105-C-1

FCC ID: T9J-RN171



Note: Up Line: Peak Limit Line, Down Line: Ave Limit Line

- 1 The attached measurement plots are preliminarily pre-scanned with peak detector for determining the final checking frequencies and are for reference only.
- 2 The some frequencies may exceed the limit line without the specified detectors, but that cannot present the results are failed to the specification of test standard.
- 3 For corrected test results are listed in the relevant table of radiated test data of this test report.



Worldwide Testing Services(Taiwan) Co., Ltd.

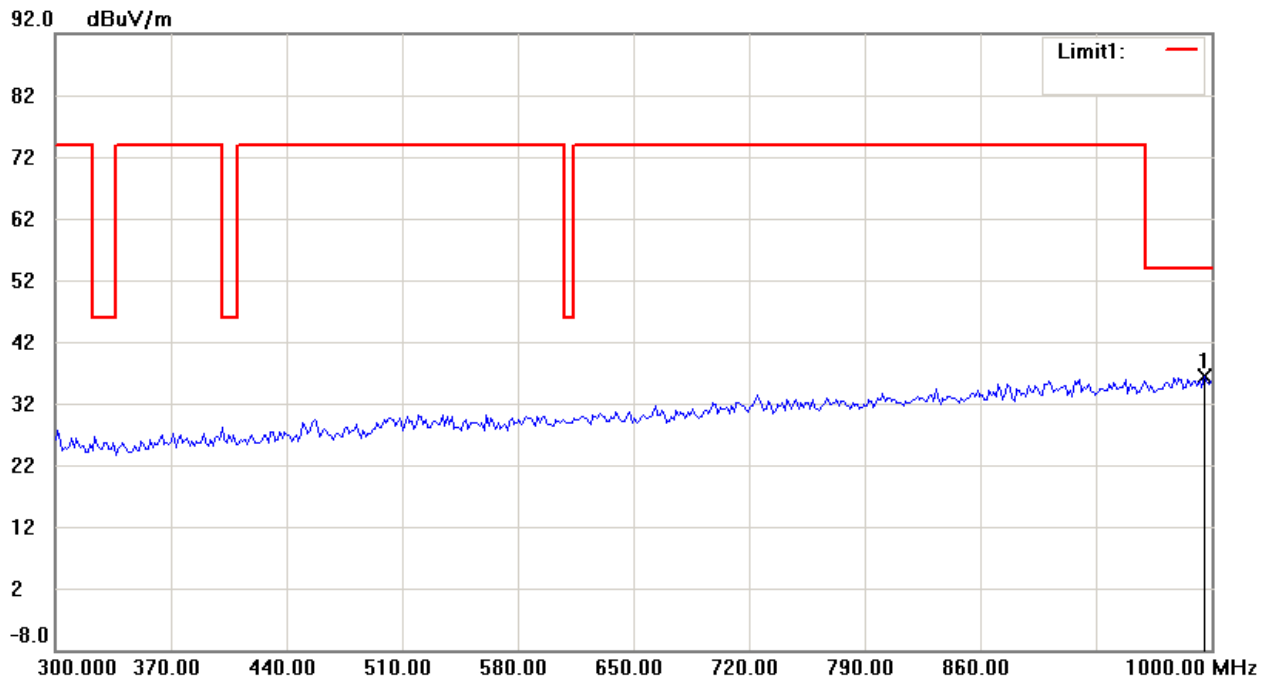
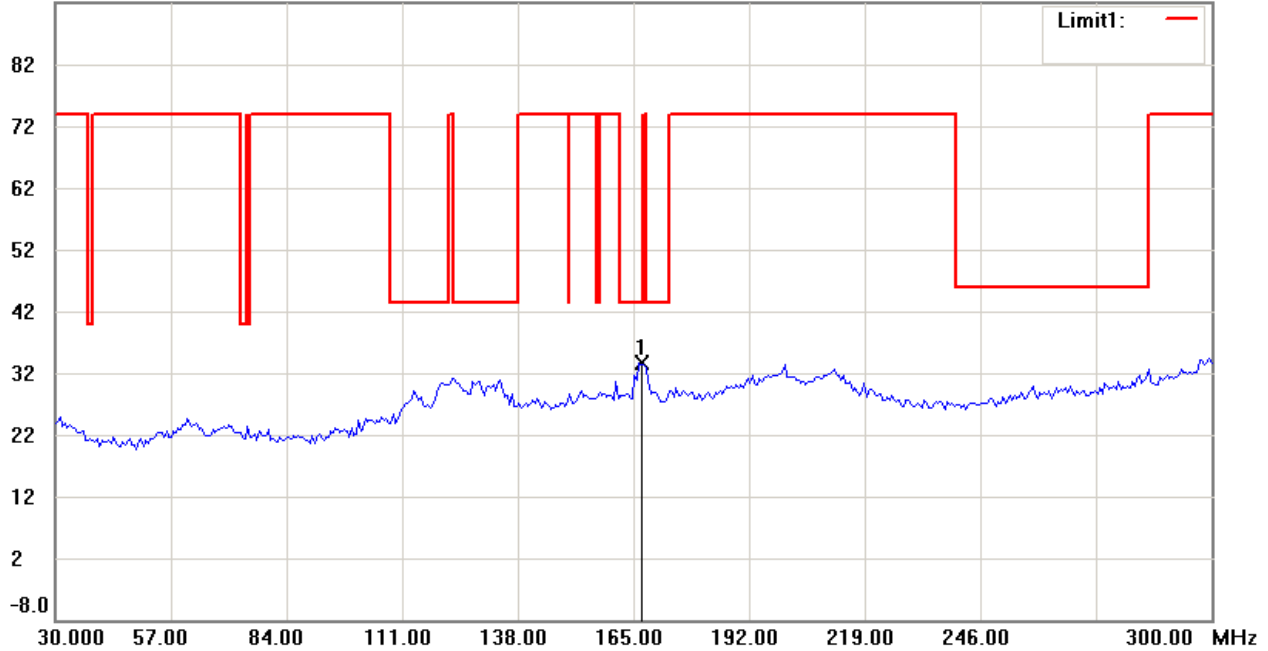
Registration number: W6M21012-11105-C-1

FCC ID: T9J-RN171

Channel 11

Antenna Polarization H

92.0 dBuV/m



Note: Up Line: Peak Limit Line, Down Line: Ave Limit Line

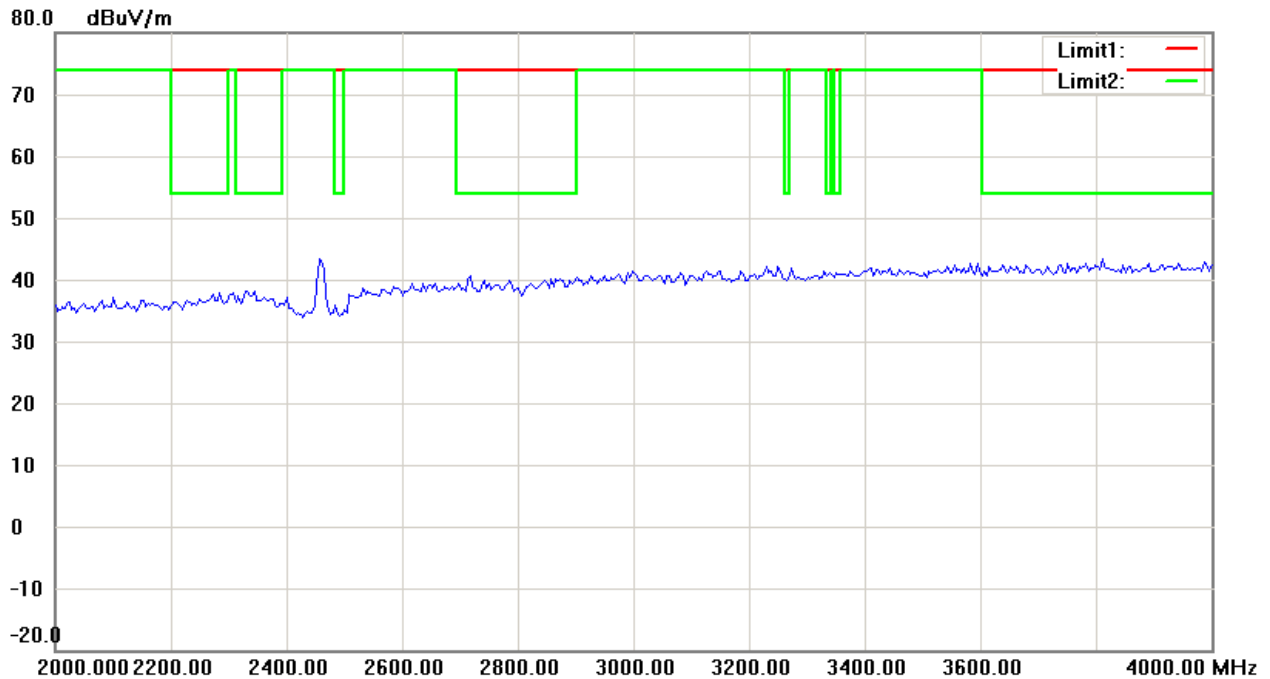
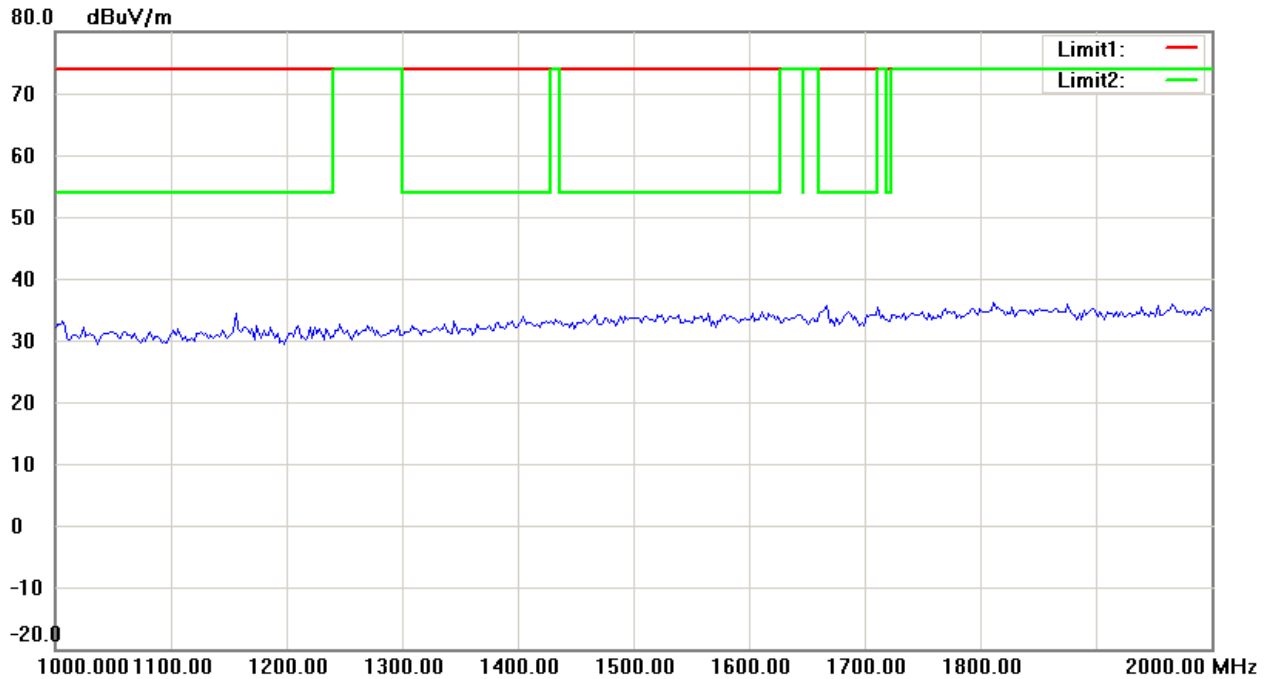
- 1 The attached measurement plots are preliminarily pre-scanned with peak detector for determining the final checking frequencies and are for reference only.
- 2 The some frequencies may exceed the limit line without the specified detectors, but that cannot present the results are failed to the specification of test standard.
- 3 For corrected test results are listed in the relevant table of radiated test data of this test report.



Worldwide Testing Services(Taiwan) Co., Ltd.

Registration number: W6M21012-11105-C-1

FCC ID: T9J-RN171

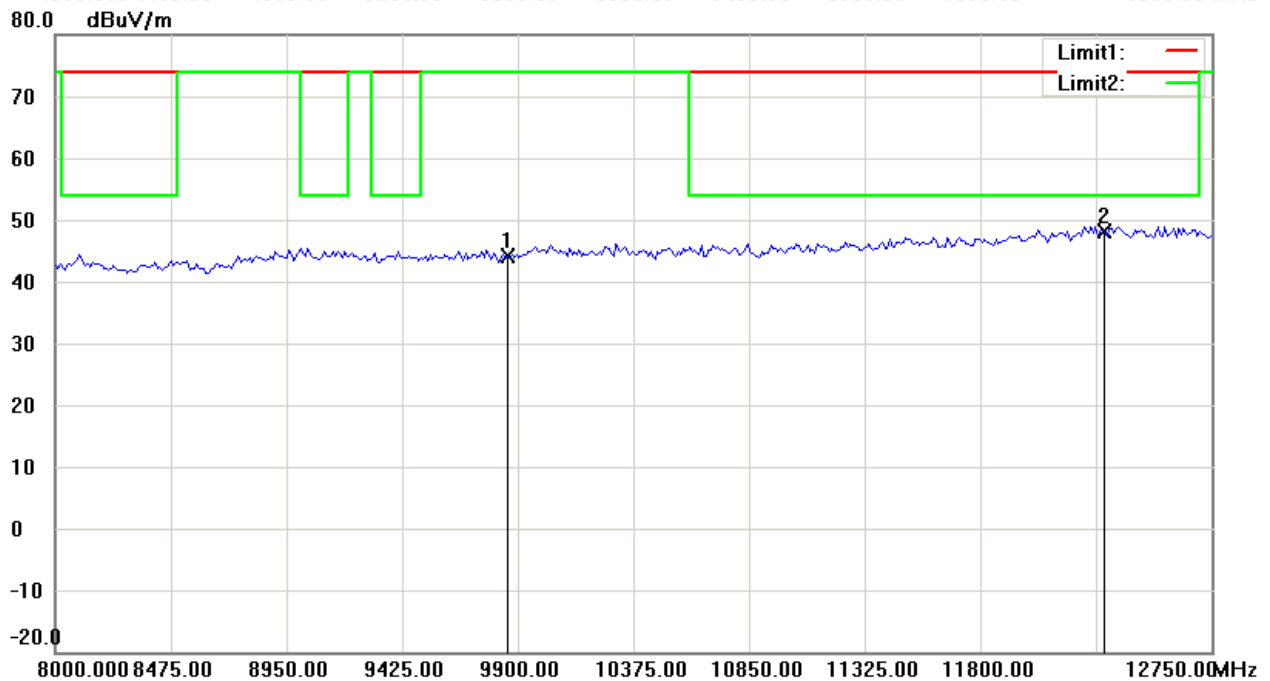
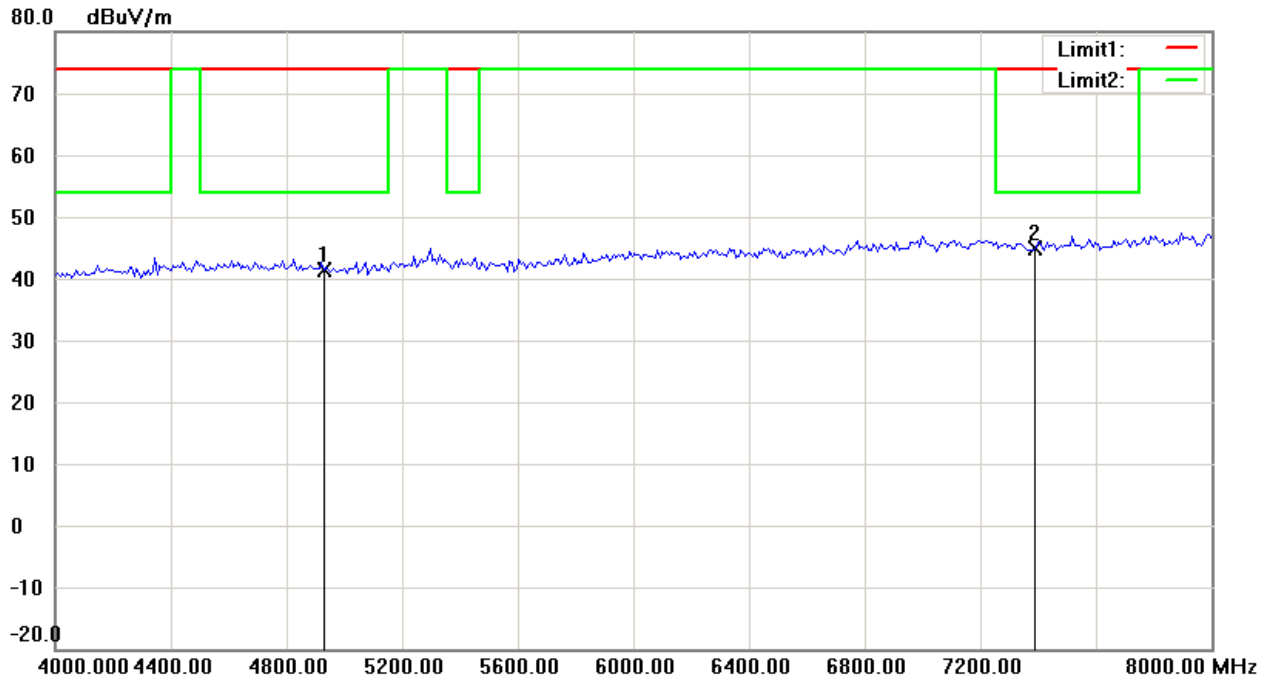


Note: Up Line: Peak Limit Line, Down Line: Ave Limit Line

- 1 The attached measurement plots are preliminarily pre-scanned with peak detector for determining the final checking frequencies and are for reference only.
- 2 The some frequencies may exceed the limit line without the specified detectors, but that cannot present the results are failed to the specification of test standard.
- 3 For corrected test results are listed in the relevant table of radiated test data of this test report.



Registration number: W6M21012-11105-C-1
FCC ID: T9J-RN171



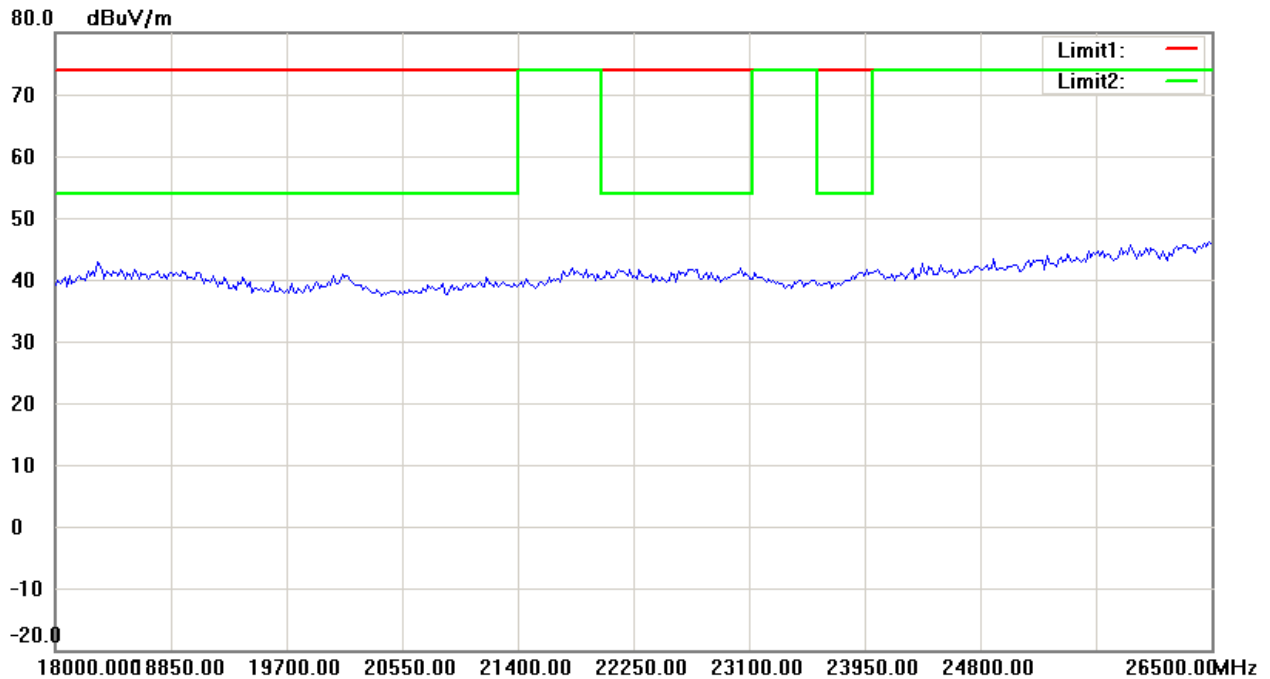
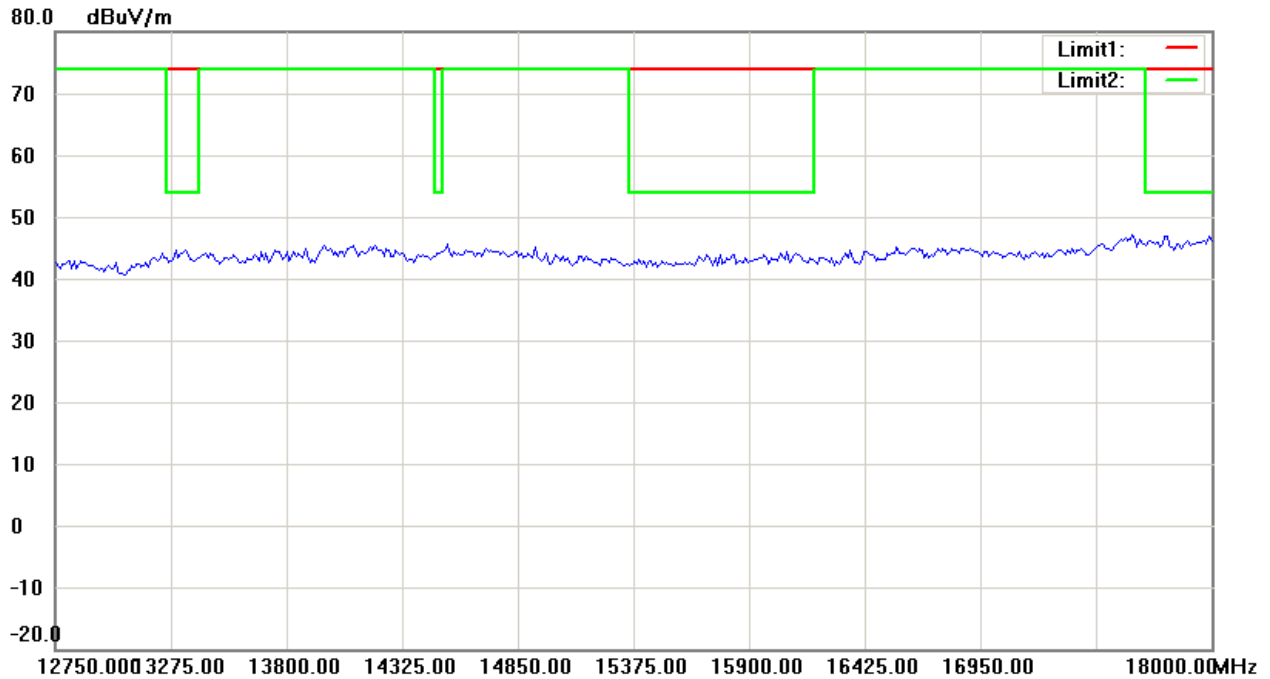
Note: Up Line: Peak Limit Line, Down Line: Ave Limit Line

- 1 The attached measurement plots are preliminarily pre-scanned with peak detector for determining the final checking frequencies and are for reference only.
- 2 The some frequencies may exceed the limit line without the specified detectors, but that cannot present the results are failed to the specification of test standard.
- 3 For corrected test results are listed in the relevant table of radiated test data of this test report.



Worldwide Testing Services(Taiwan) Co., Ltd.

Registration number: W6M21012-11105-C-1
FCC ID: T9J-RN171



Note: Up Line: Peak Limit Line, Down Line: Ave Limit Line

- 1 The attached measurement plots are preliminarily pre-scanned with peak detector for determining the final checking frequencies and are for reference only.
- 2 The some frequencies may exceed the limit line without the specified detectors, but that cannot present the results are failed to the specification of test standard.
- 3 For corrected test results are listed in the relevant table of radiated test data of this test report.



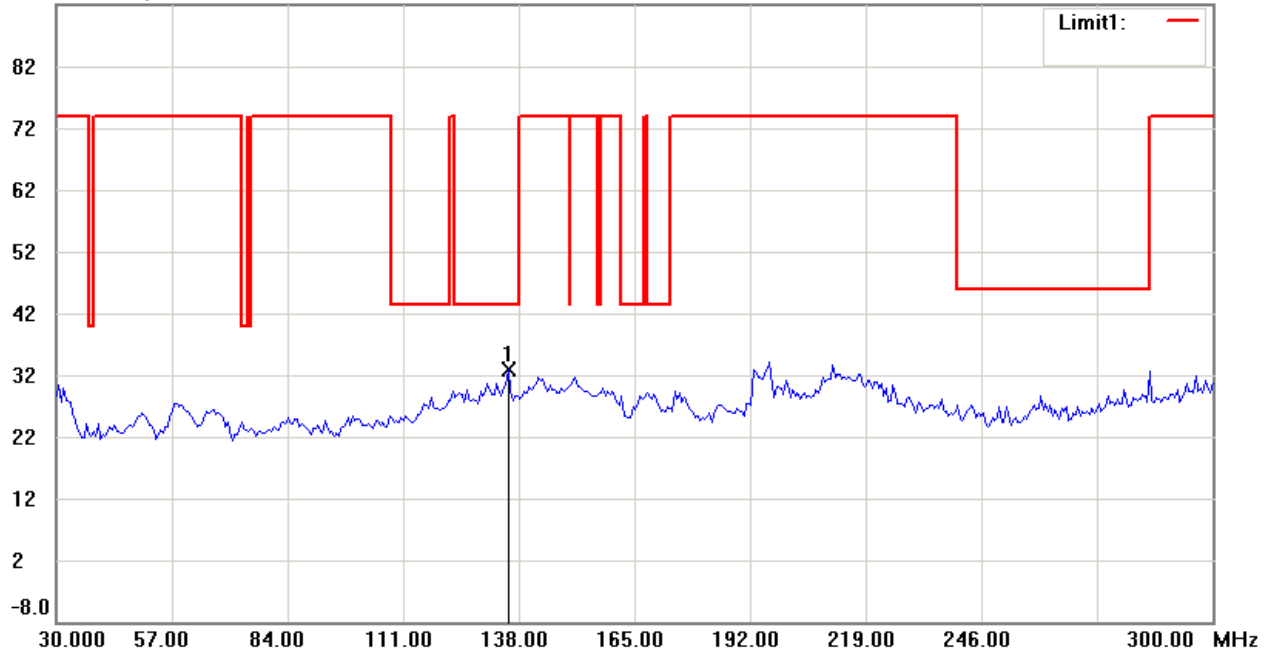
Worldwide Testing Services(Taiwan) Co., Ltd.

Registration number: W6M21012-11105-C-1

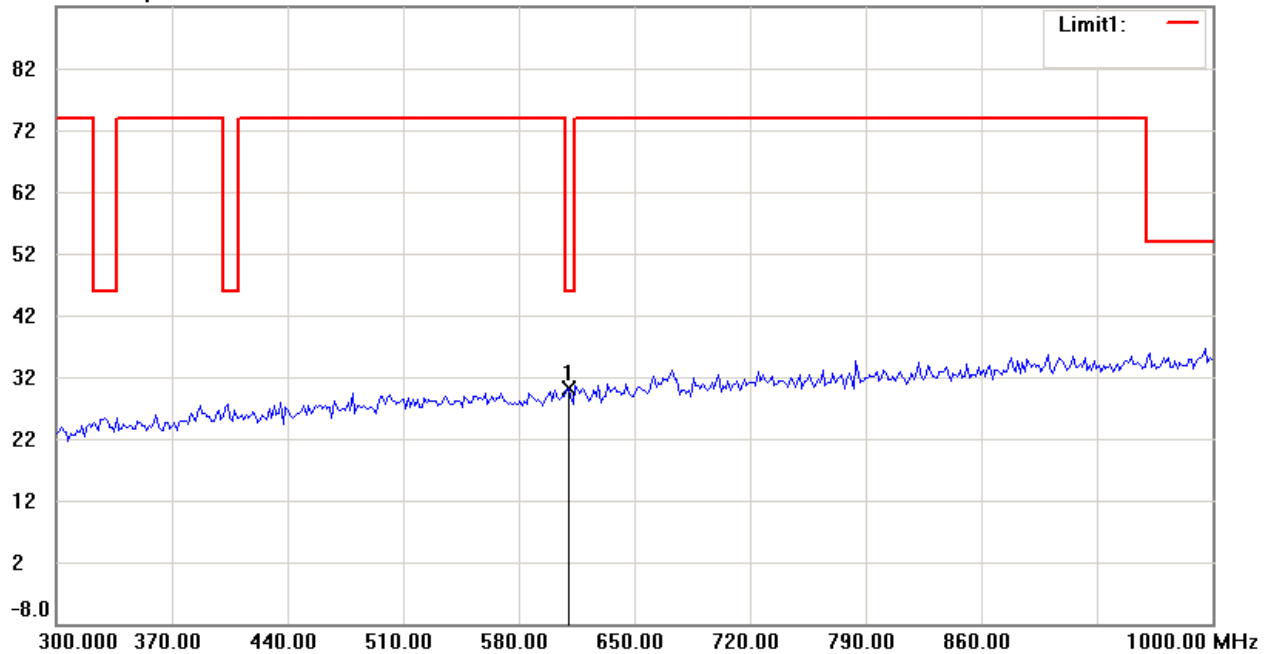
FCC ID: T9J-RN171

Antenna Polarization V

92.0 dBuV/m



92.0 dBuV/m



Note: Up Line: Peak Limit Line, Down Line: Ave Limit Line

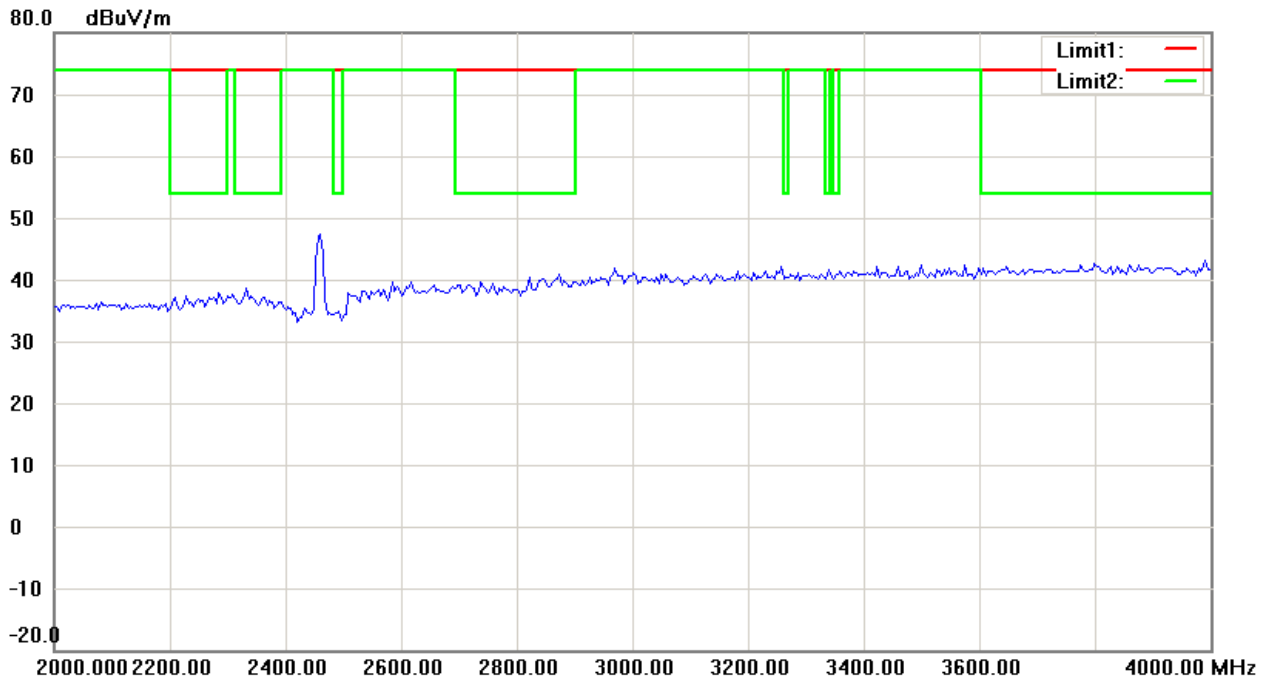
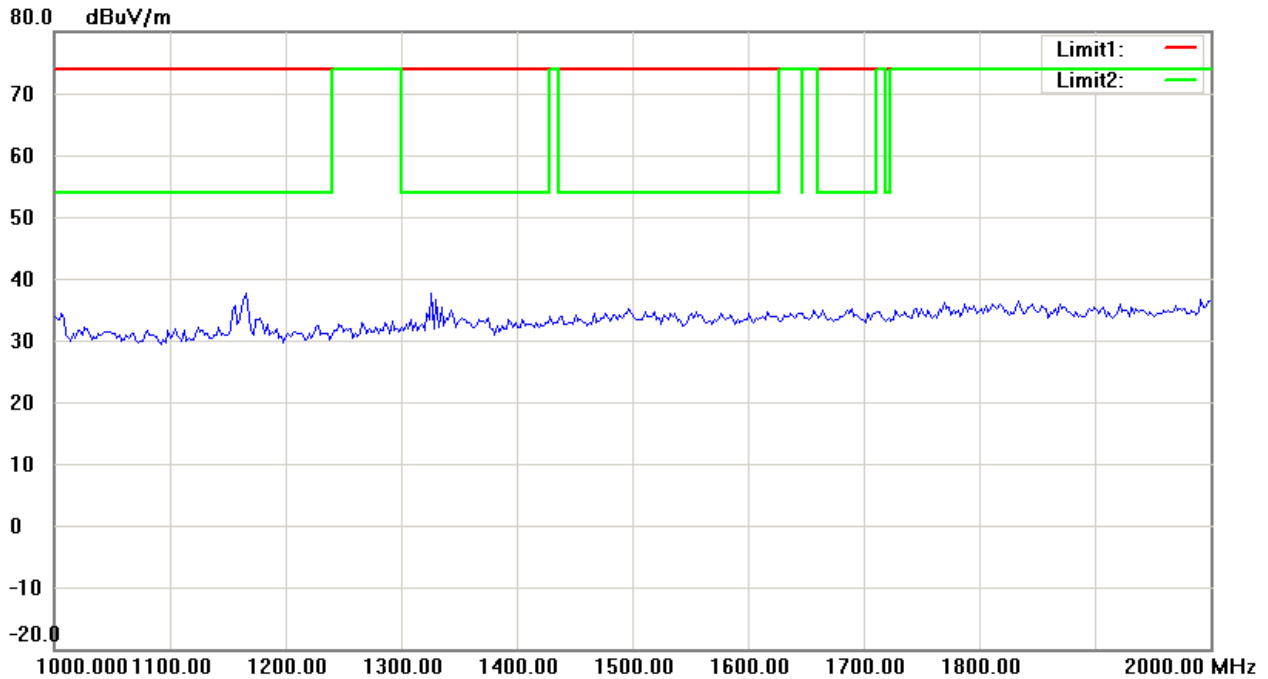
- 1 The attached measurement plots are preliminarily pre-scanned with peak detector for determining the final checking frequencies and are for reference only.
- 2 The some frequencies may exceed the limit line without the specified detectors, but that cannot present the results are failed to the specification of test standard.
- 3 For corrected test results are listed in the relevant table of radiated test data of this test report.



Worldwide Testing Services(Taiwan) Co., Ltd.

Registration number: W6M21012-11105-C-1

FCC ID: T9J-RN171



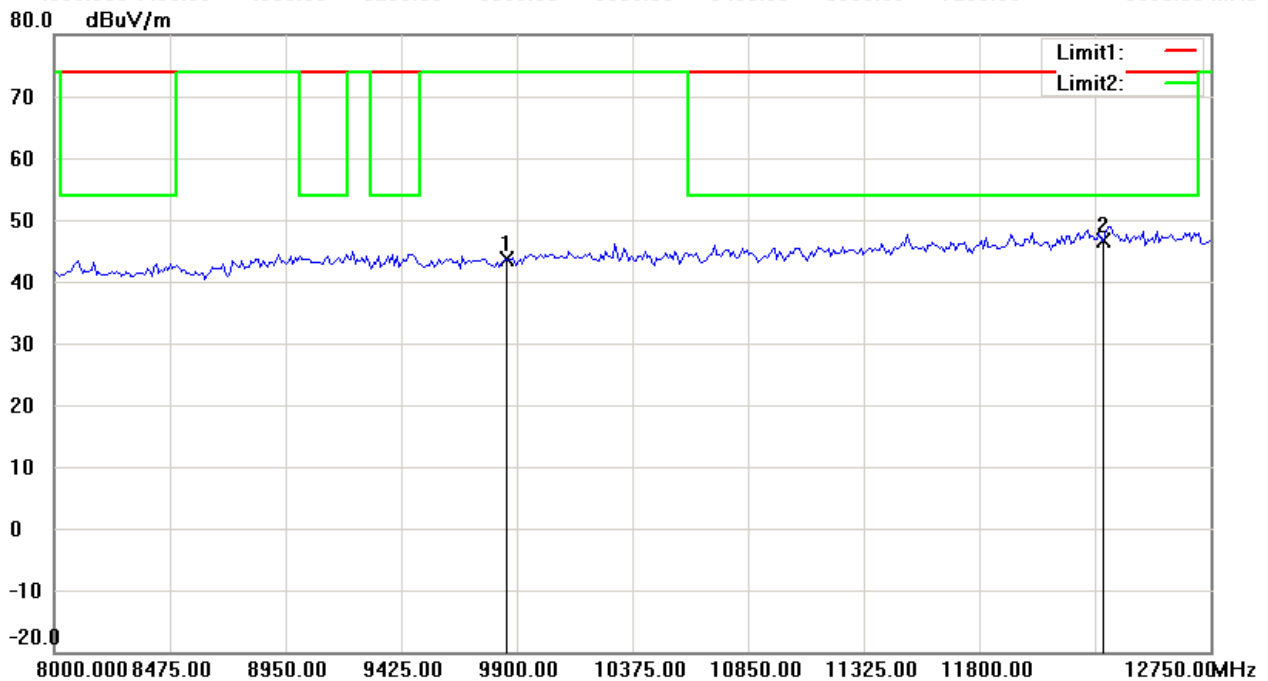
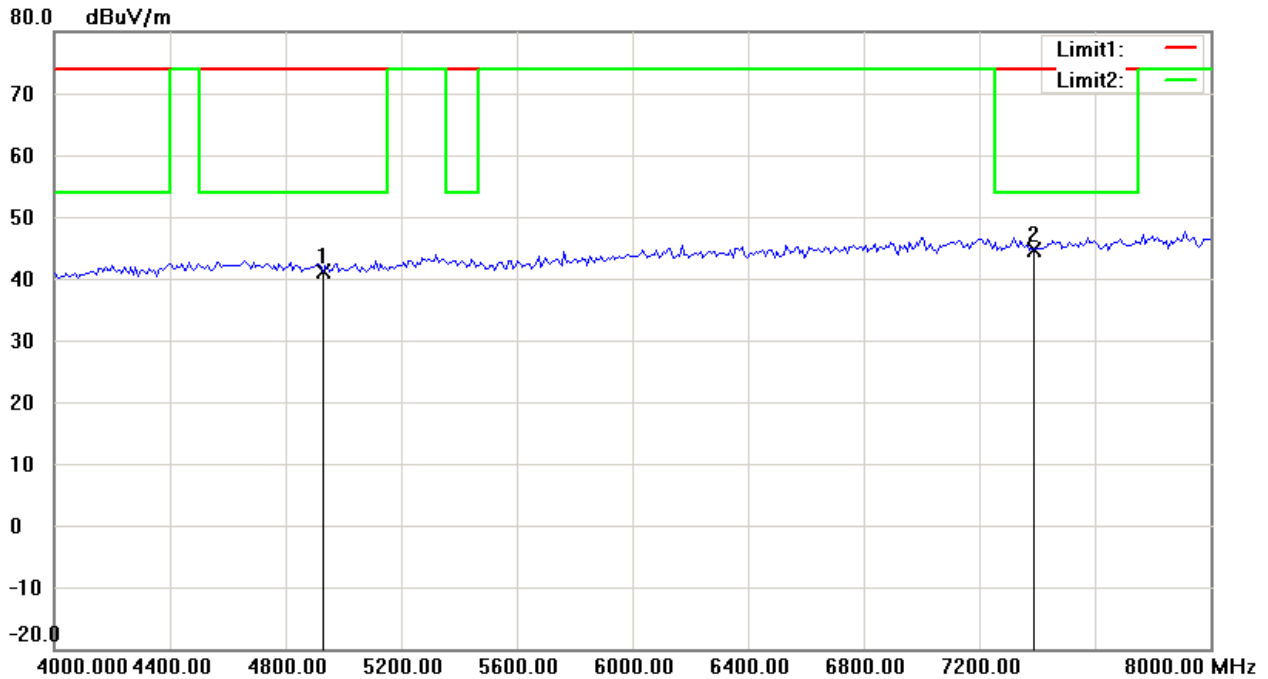
Note: Up Line: Peak Limit Line, Down Line: Ave Limit Line

- 1 The attached measurement plots are preliminarily pre-scanned with peak detector for determining the final checking frequencies and are for reference only.
- 2 The some frequencies may exceed the limit line without the specified detectors, but that cannot present the results are failed to the specification of test standard.
- 3 For corrected test results are listed in the relevant table of radiated test data of this test report.



Worldwide Testing Services(Taiwan) Co., Ltd.

Registration number: W6M21012-11105-C-1
FCC ID: T9J-RN171



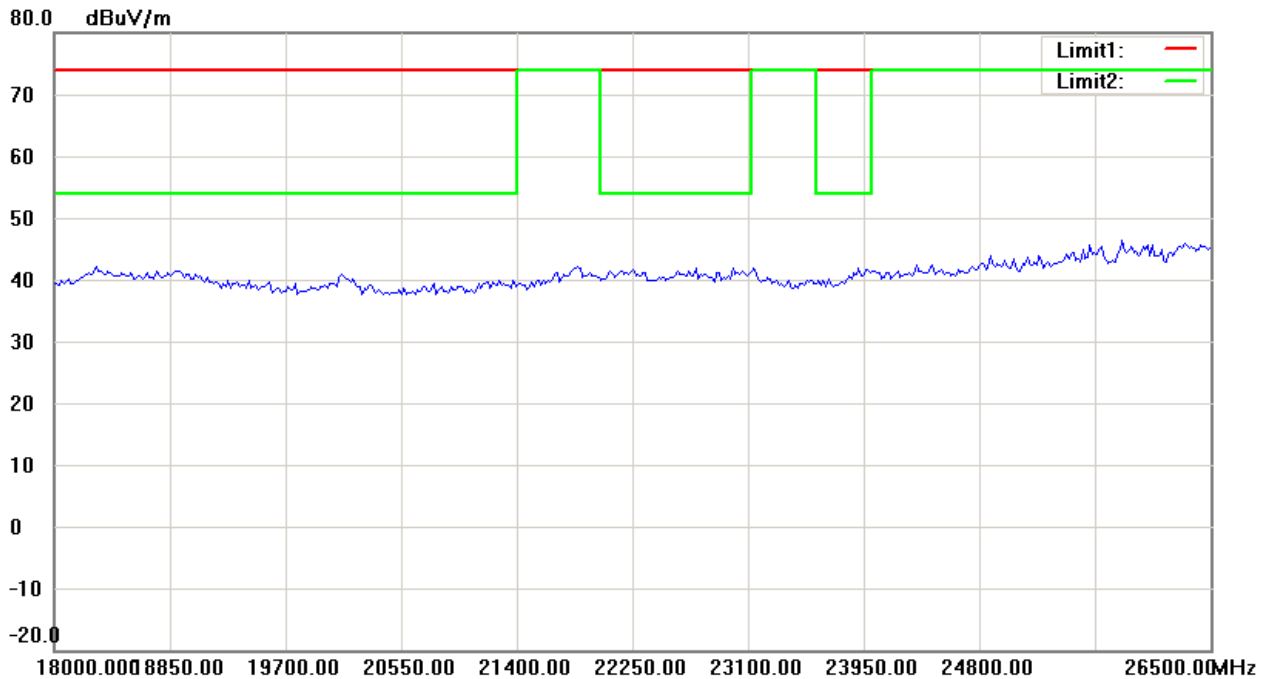
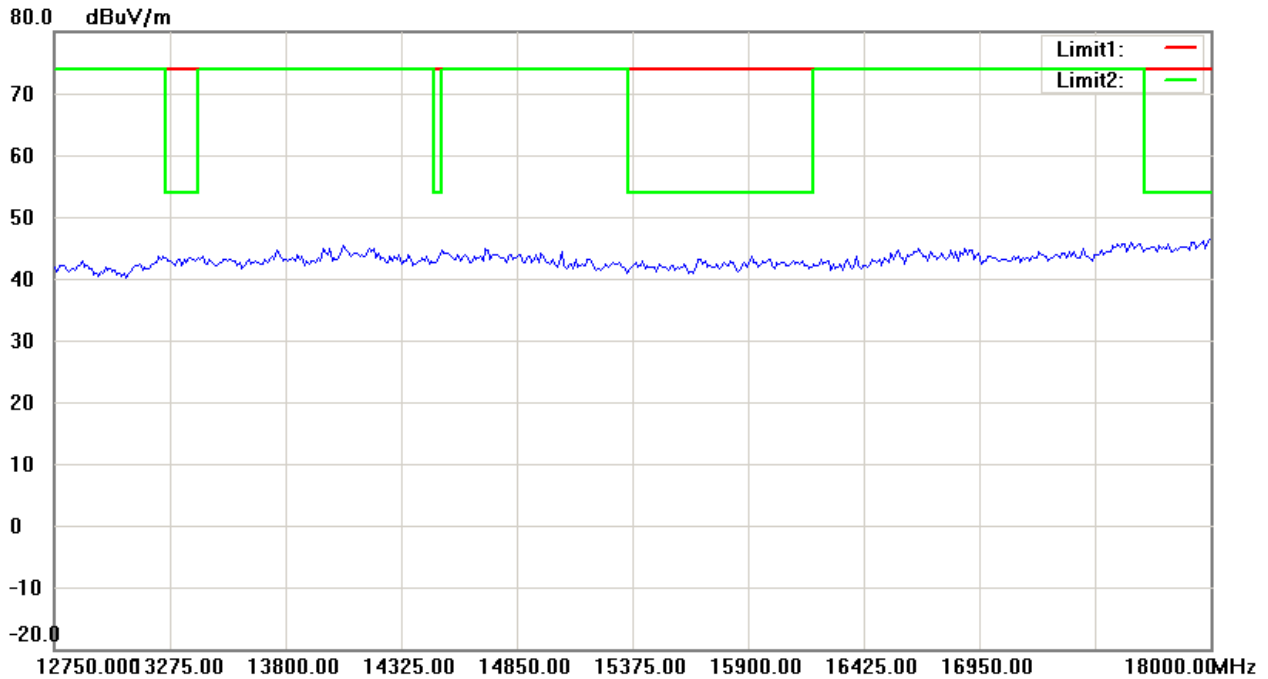
Note: Up Line: Peak Limit Line, Down Line: Ave Limit Line

- 1 The attached measurement plots are preliminarily pre-scanned with peak detector for determining the final checking frequencies and are for reference only.
- 2 The some frequencies may exceed the limit line without the specified detectors, but that cannot present the results are failed to the specification of test standard.
- 3 For corrected test results are listed in the relevant table of radiated test data of this test report.



Worldwide Testing Services(Taiwan) Co., Ltd.

Registration number: W6M21012-11105-C-1
FCC ID: T9J-RN171



Note: Up Line: Peak Limit Line, Down Line: Ave Limit Line

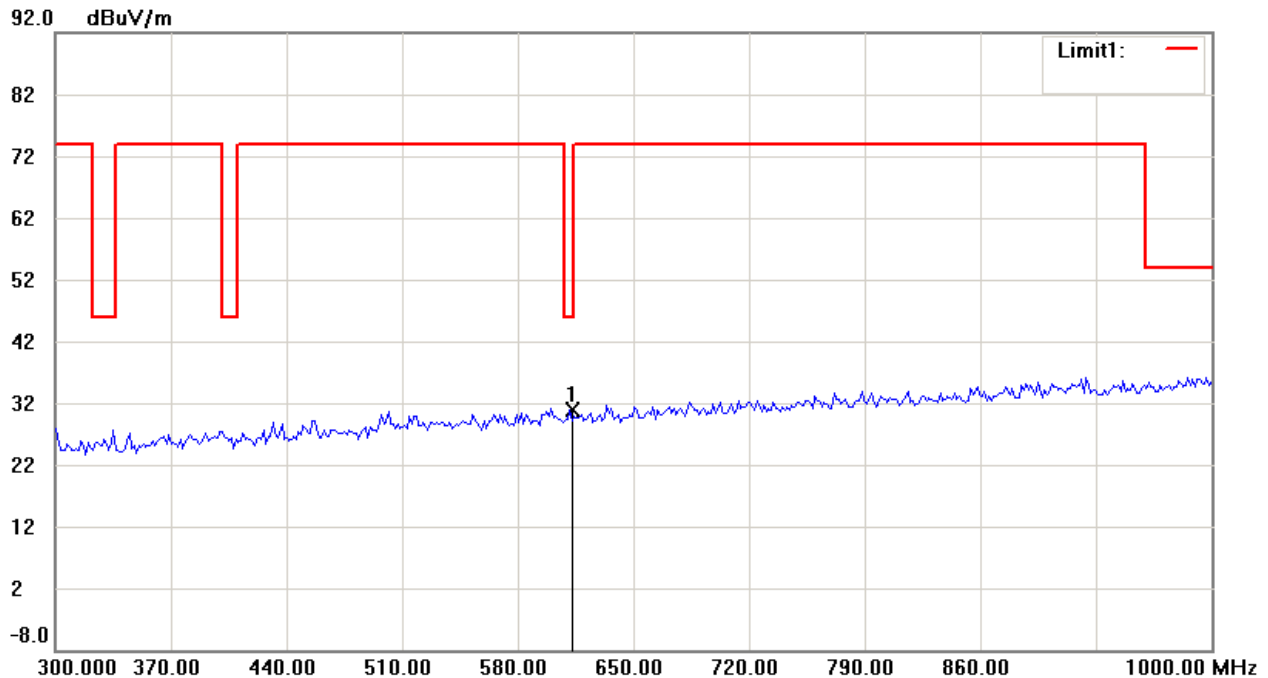
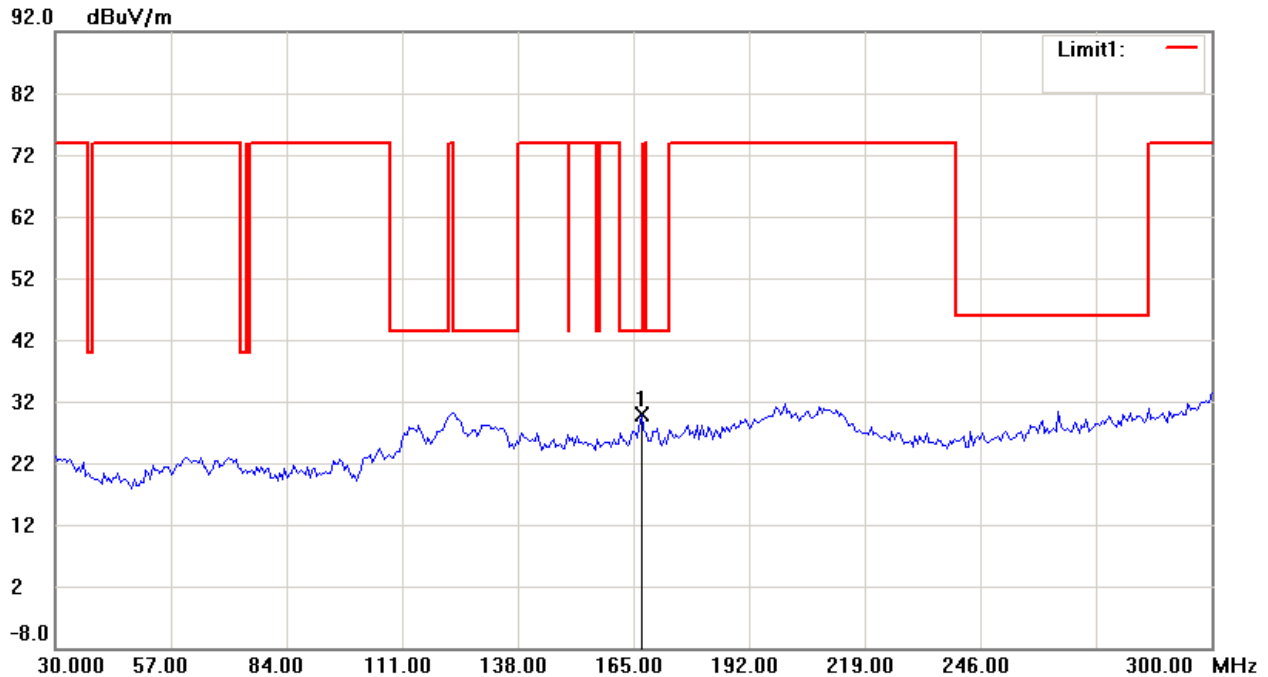
- 1 The attached measurement plots are preliminarily pre-scanned with peak detector for determining the final checking frequencies and are for reference only.
- 2 The some frequencies may exceed the limit line without the specified detectors, but that cannot present the results are failed to the specification of test standard.
- 3 For corrected test results are listed in the relevant table of radiated test data of this test report.



Worldwide Testing Services(Taiwan) Co., Ltd.

Registration number: W6M21012-11105-C-1
FCC ID: T9J-RN171

802.11g
Channel 1
Antenna Polarization H



Note: Up Line: Peak Limit Line, Down Line: Ave Limit Line

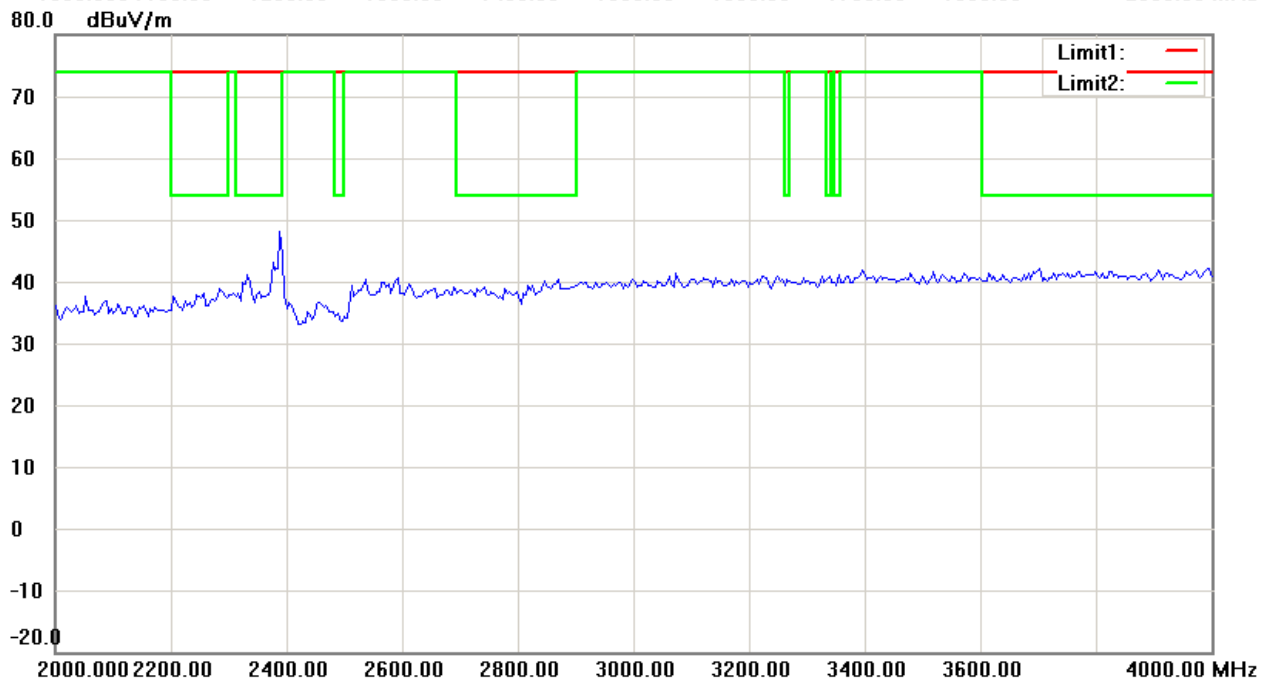
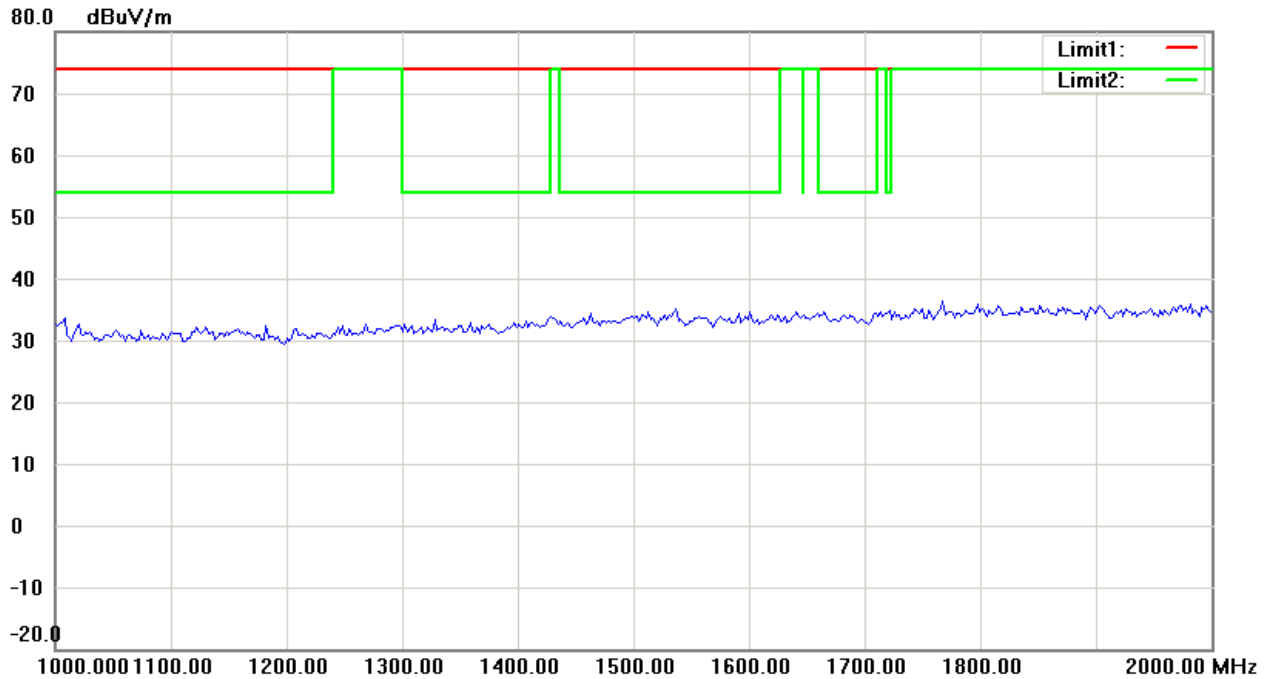
- 1 The attached measurement plots are preliminarily pre-scanned with peak detector for determining the final checking frequencies and are for reference only.
- 2 The some frequencies may exceed the limit line without the specified detectors, but that cannot present the results are failed to the specification of test standard.
- 3 For corrected test results are listed in the relevant table of radiated test data of this test report.



Worldwide Testing Services(Taiwan) Co., Ltd.

Registration number: W6M21012-11105-C-1

FCC ID: T9J-RN171



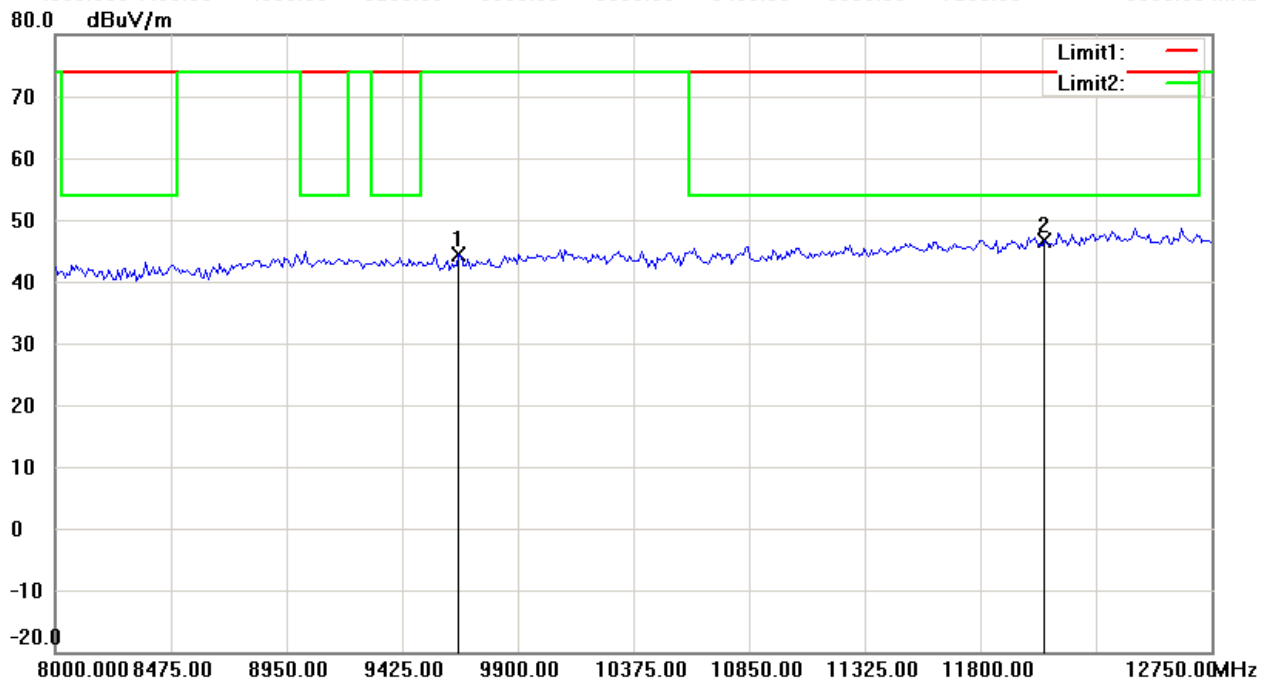
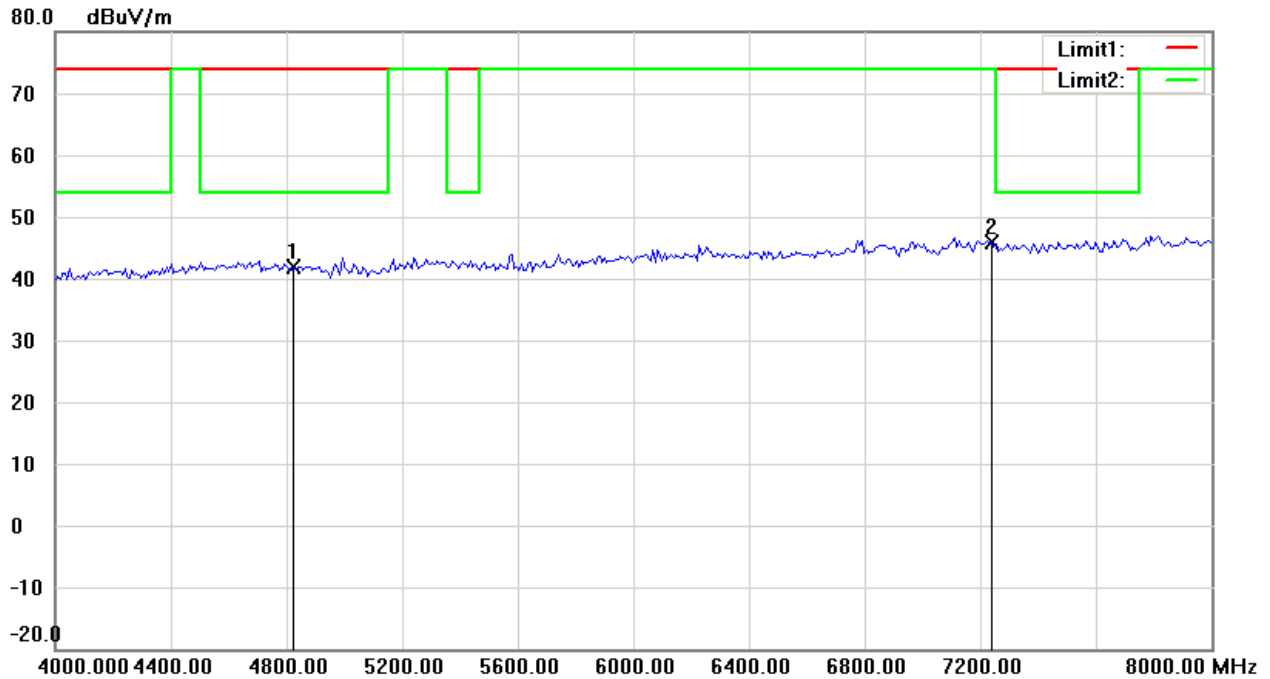
Note: Up Line: Peak Limit Line, Down Line: Ave Limit Line

- 1 The attached measurement plots are preliminarily pre-scanned with peak detector for determining the final checking frequencies and are for reference only.
- 2 The some frequencies may exceed the limit line without the specified detectors, but that cannot present the results are failed to the specification of test standard.
- 3 For corrected test results are listed in the relevant table of radiated test data of this test report.



Worldwide Testing Services(Taiwan) Co., Ltd.

Registration number: W6M21012-11105-C-1
FCC ID: T9J-RN171



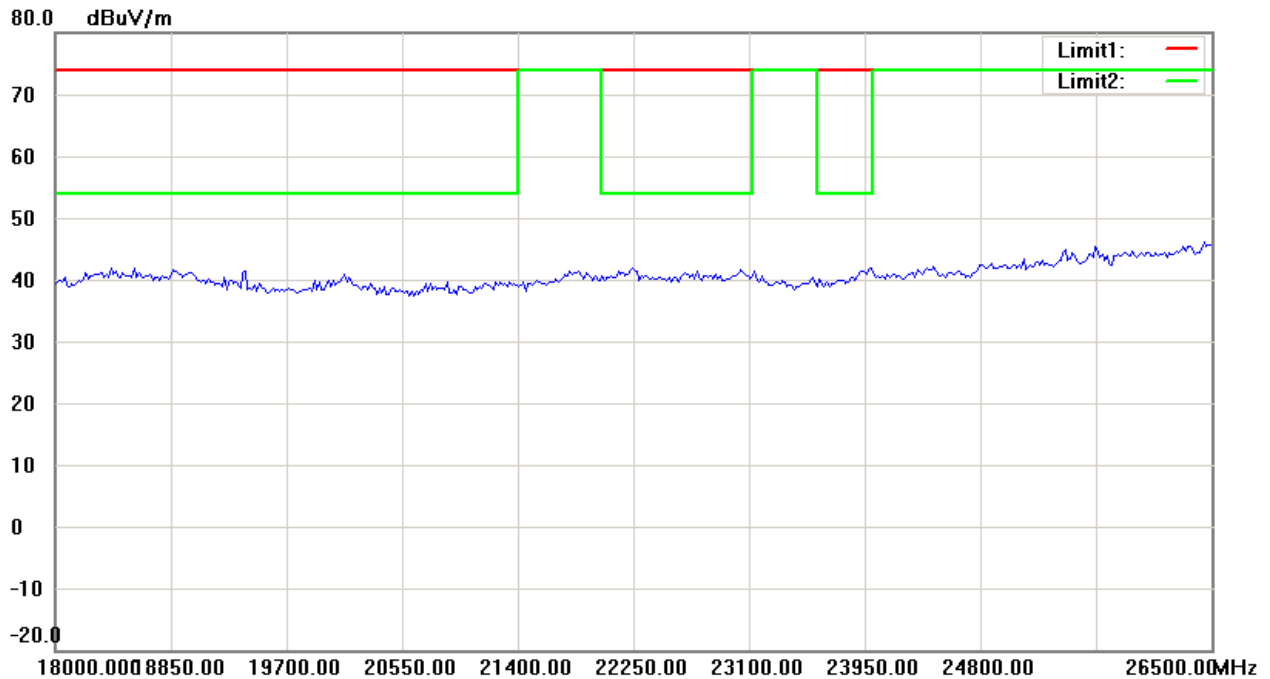
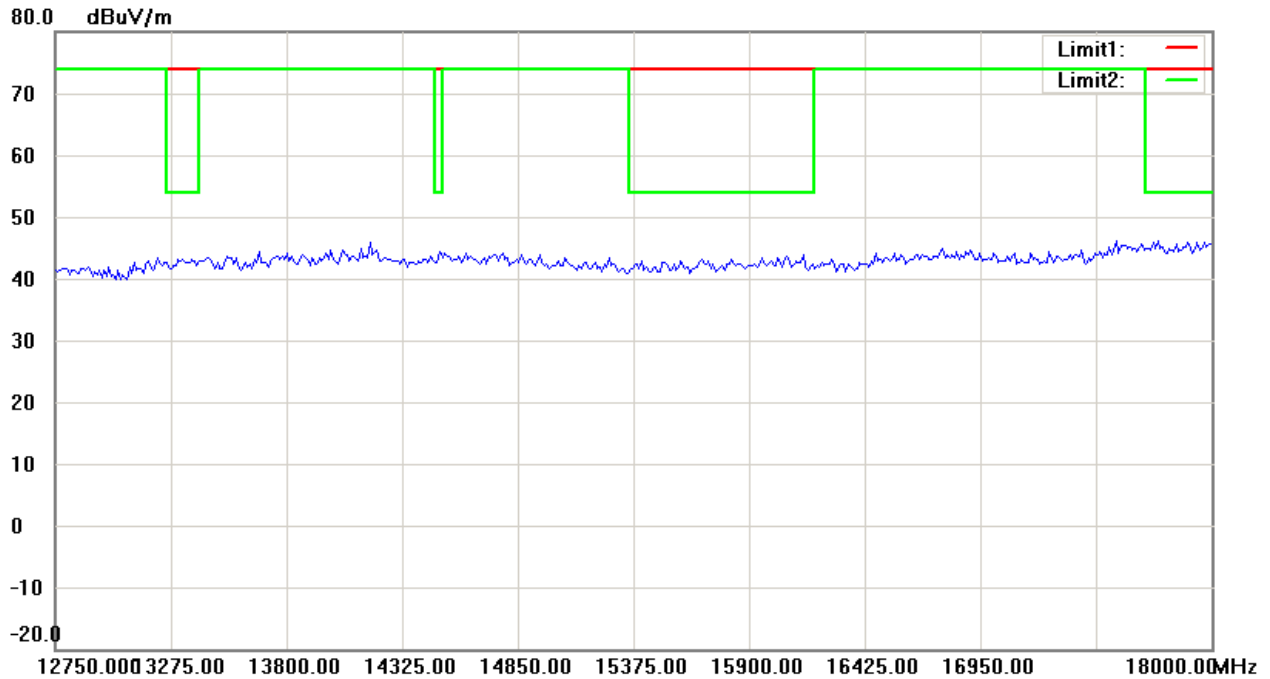
Note: Up Line: Peak Limit Line, Down Line: Ave Limit Line

- 1 The attached measurement plots are preliminarily pre-scanned with peak detector for determining the final checking frequencies and are for reference only.
- 2 The some frequencies may exceed the limit line without the specified detectors, but that cannot present the results are failed to the specification of test standard.
- 3 For corrected test results are listed in the relevant table of radiated test data of this test report.



Worldwide Testing Services(Taiwan) Co., Ltd.

Registration number: W6M21012-11105-C-1
FCC ID: T9J-RN171



Note: Up Line: Peak Limit Line, Down Line: Ave Limit Line

- 1 The attached measurement plots are preliminarily pre-scanned with peak detector for determining the final checking frequencies and are for reference only.
- 2 The some frequencies may exceed the limit line without the specified detectors, but that cannot present the results are failed to the specification of test standard.
- 3 For corrected test results are listed in the relevant table of radiated test data of this test report.



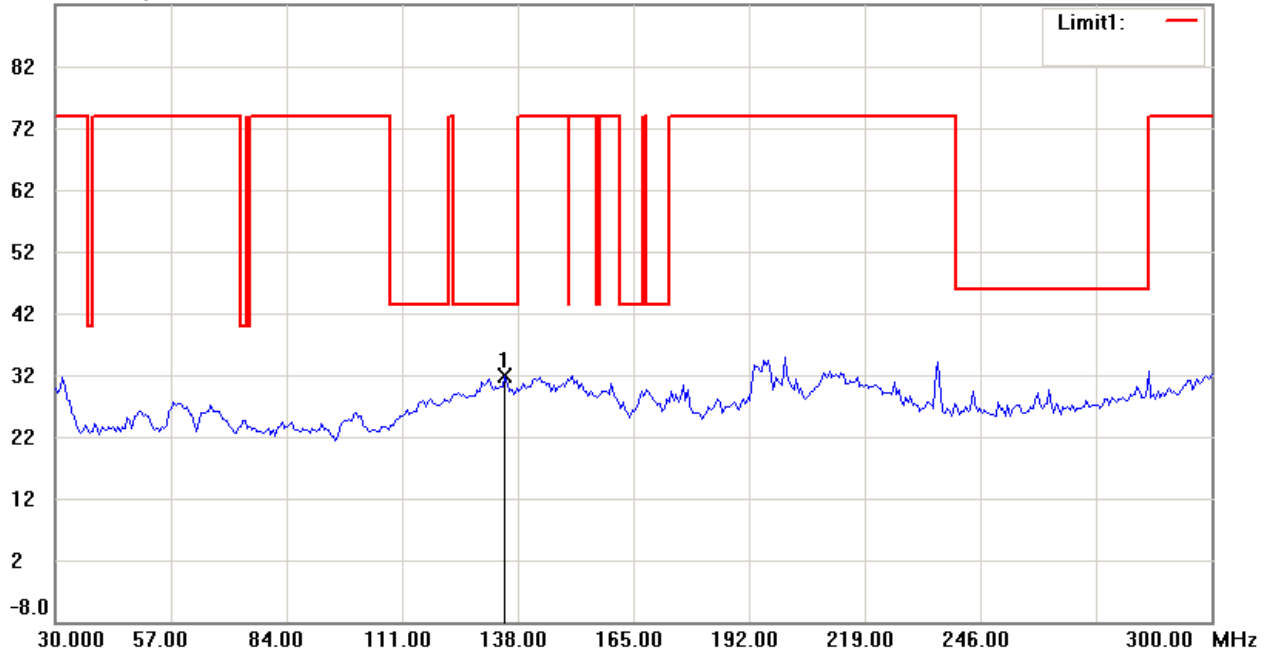
Worldwide Testing Services(Taiwan) Co., Ltd.

Registration number: W6M21012-11105-C-1

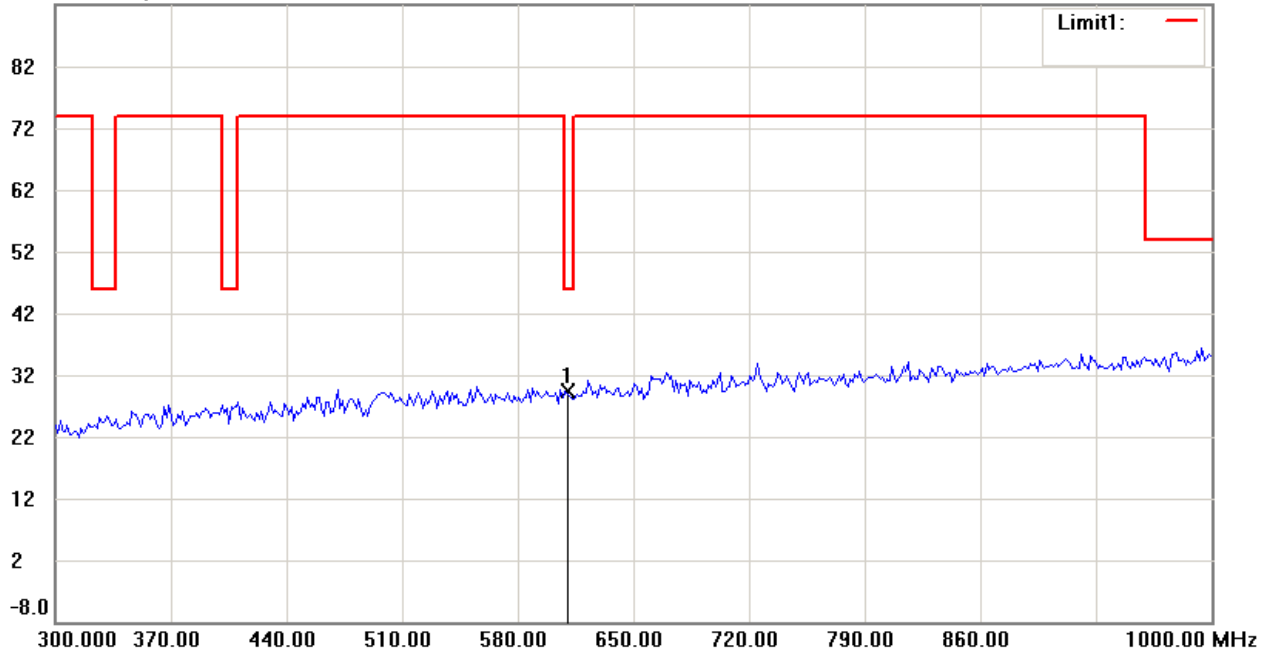
FCC ID: T9J-RN171

Antenna Polarization V

92.0 dBuV/m



92.0 dBuV/m



Note: Up Line: Peak Limit Line, Down Line: Ave Limit Line

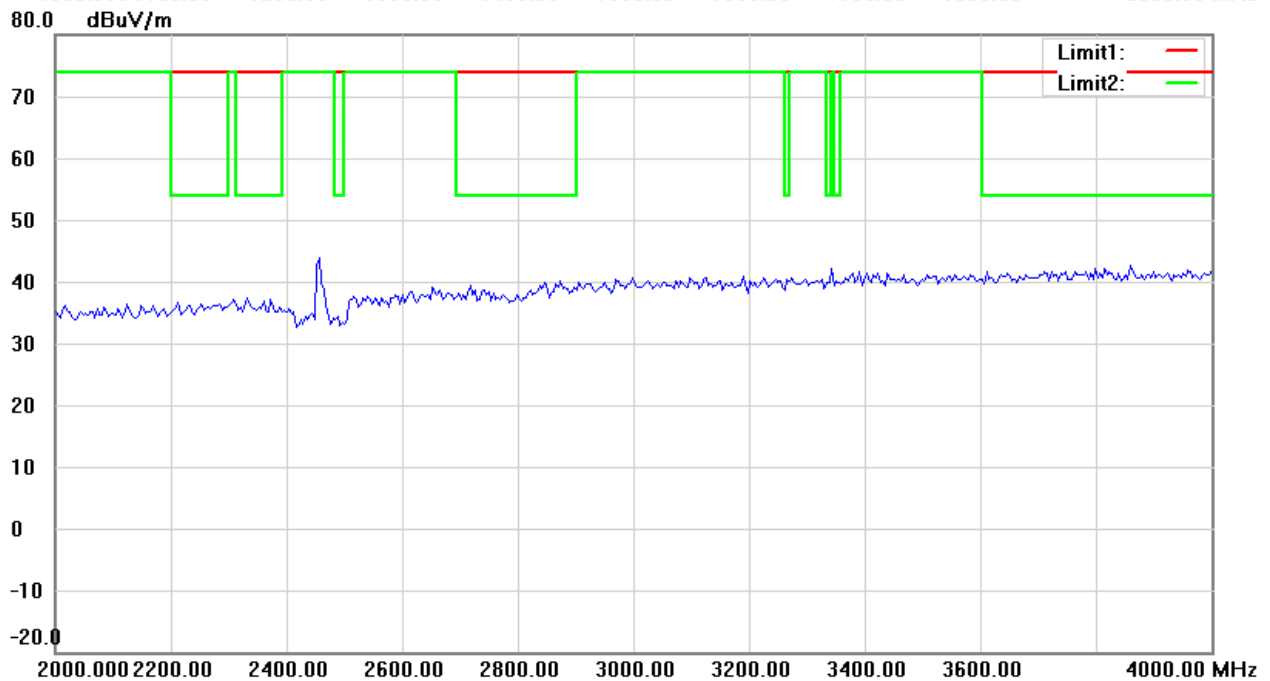
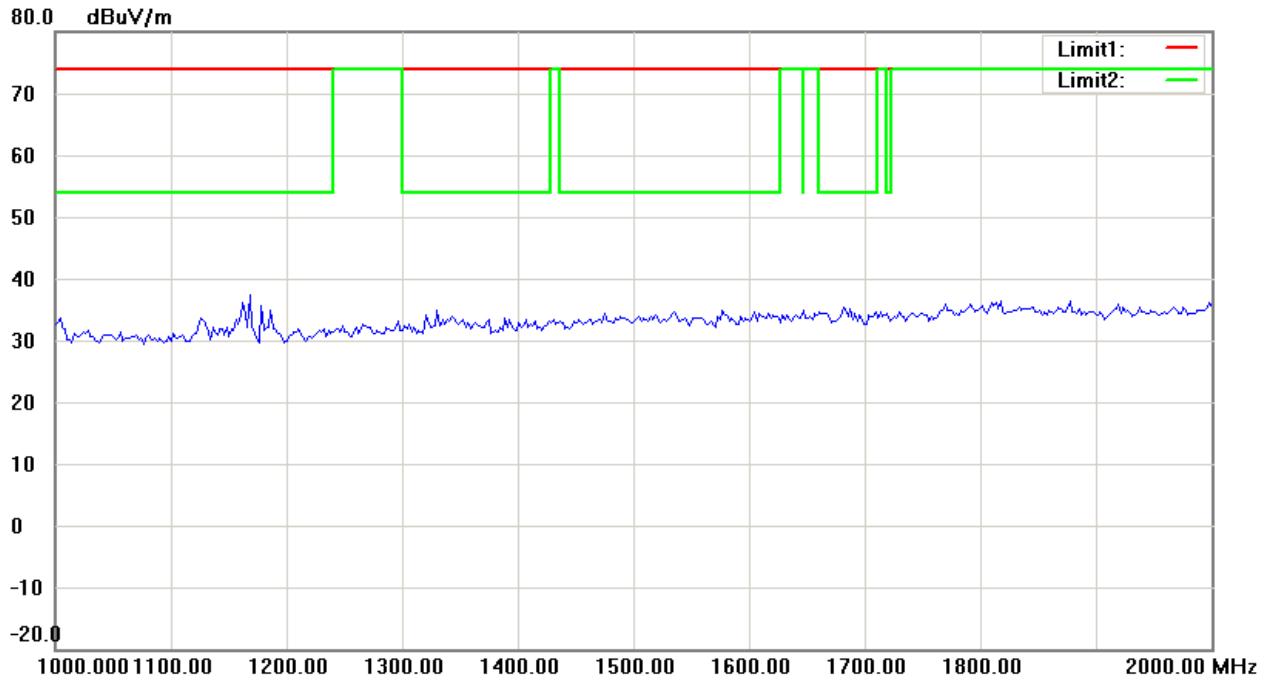
- 1 The attached measurement plots are preliminarily pre-scanned with peak detector for determining the final checking frequencies and are for reference only.
- 2 The some frequencies may exceed the limit line without the specified detectors, but that cannot present the results are failed to the specification of test standard.
- 3 For corrected test results are listed in the relevant table of radiated test data of this test report.



Worldwide Testing Services(Taiwan) Co., Ltd.

Registration number: W6M21012-11105-C-1

FCC ID: T9J-RN171



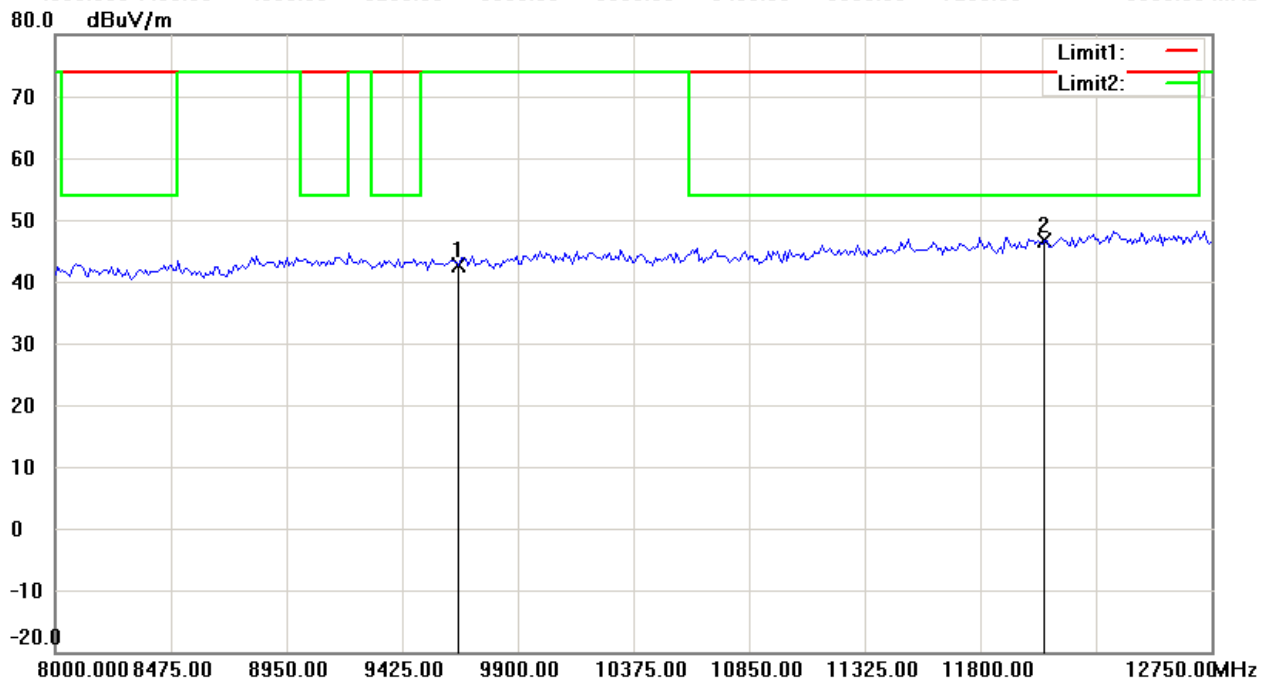
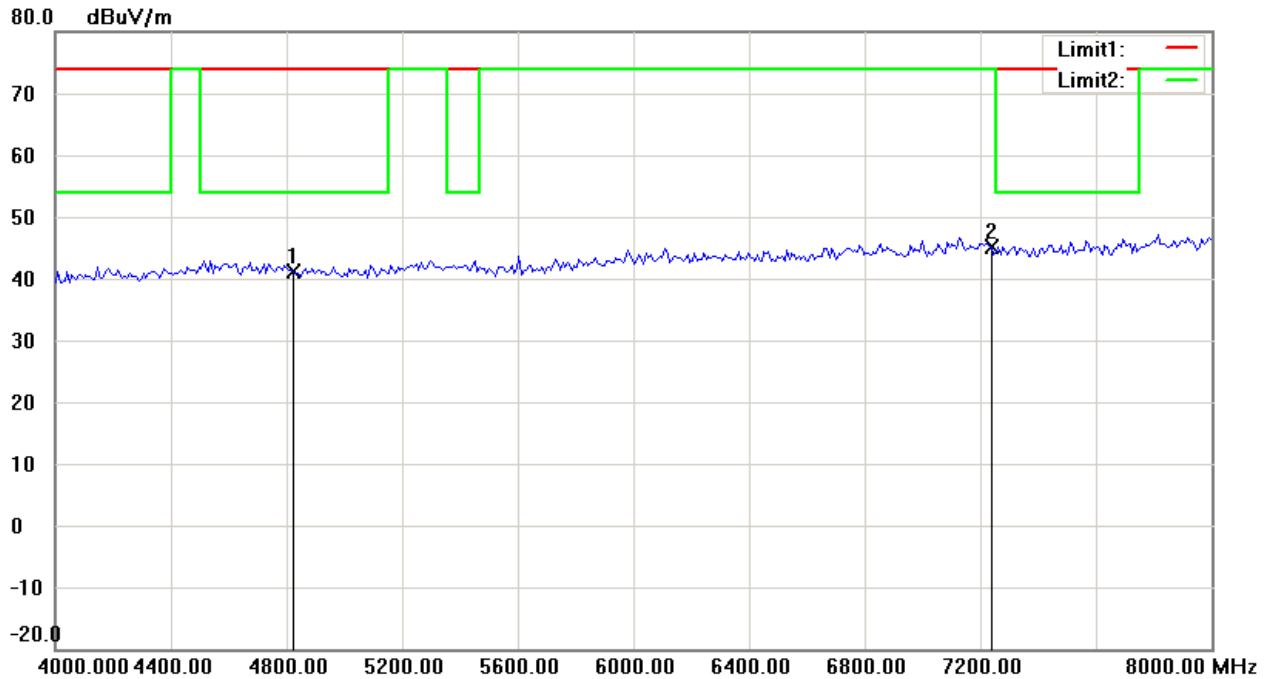
Note: Up Line: Peak Limit Line, Down Line: Ave Limit Line

- 1 The attached measurement plots are preliminarily pre-scanned with peak detector for determining the final checking frequencies and are for reference only.
- 2 The some frequencies may exceed the limit line without the specified detectors, but that cannot present the results are failed to the specification of test standard.
- 3 For corrected test results are listed in the relevant table of radiated test data of this test report.



Worldwide Testing Services(Taiwan) Co., Ltd.

Registration number: W6M21012-11105-C-1
FCC ID: T9J-RN171



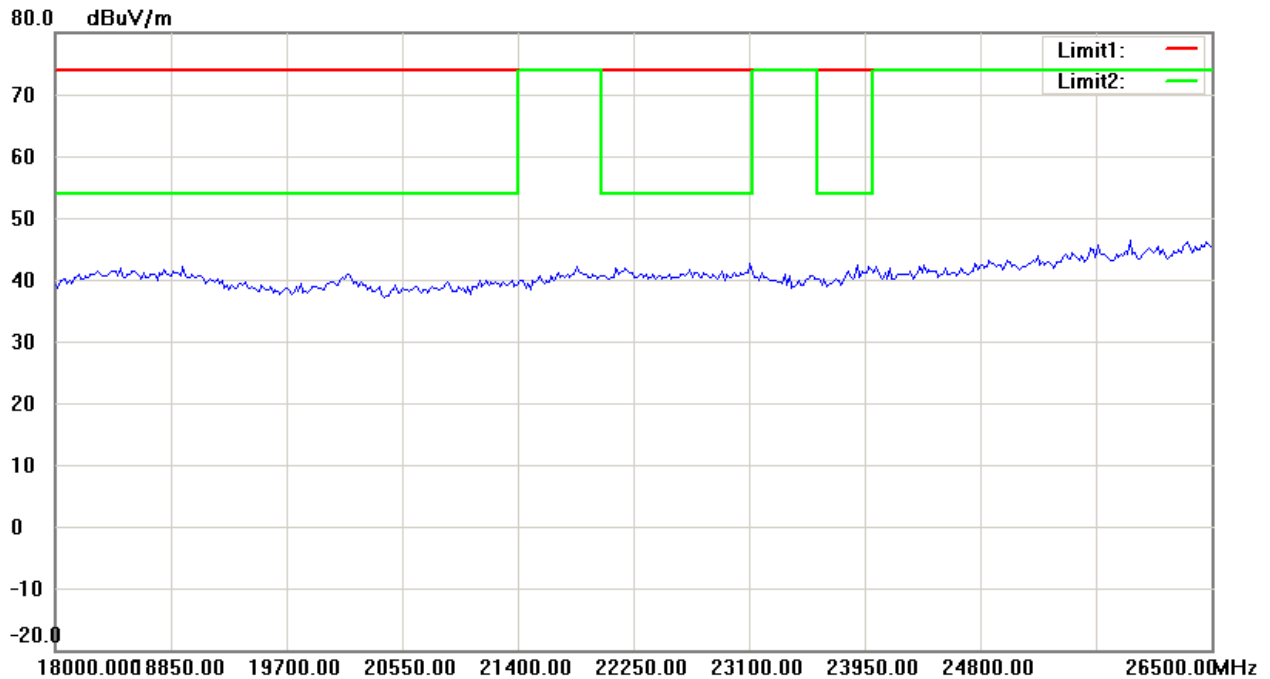
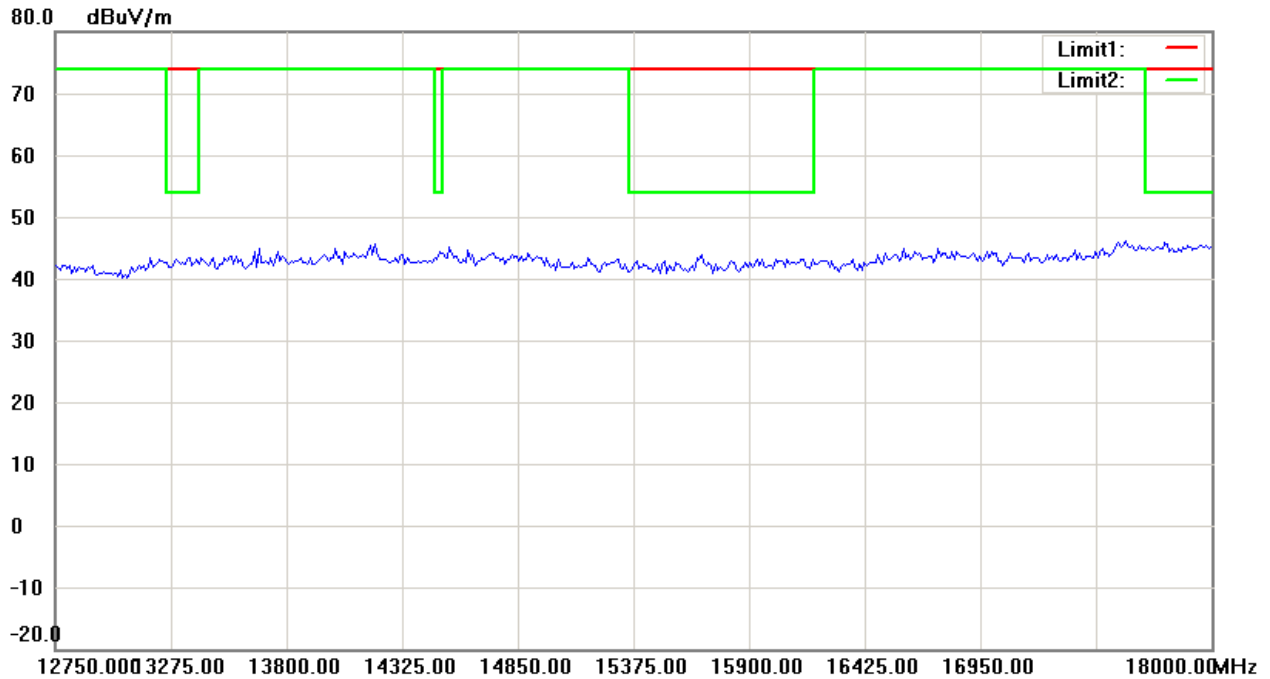
Note: Up Line: Peak Limit Line, Down Line: Ave Limit Line

- 1 The attached measurement plots are preliminarily pre-scanned with peak detector for determining the final checking frequencies and are for reference only.
- 2 The some frequencies may exceed the limit line without the specified detectors, but that cannot present the results are failed to the specification of test standard.
- 3 For corrected test results are listed in the relevant table of radiated test data of this test report.



Worldwide Testing Services(Taiwan) Co., Ltd.

Registration number: W6M21012-11105-C-1
FCC ID: T9J-RN171



Note: Up Line: Peak Limit Line, Down Line: Ave Limit Line

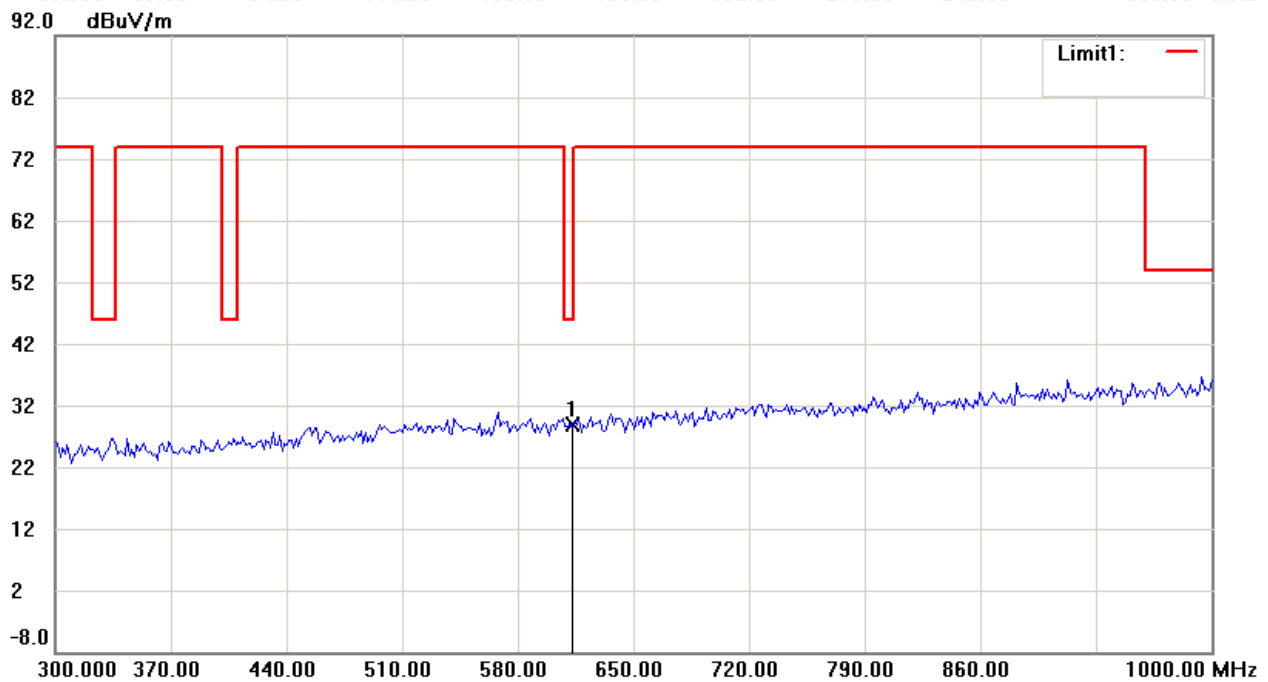
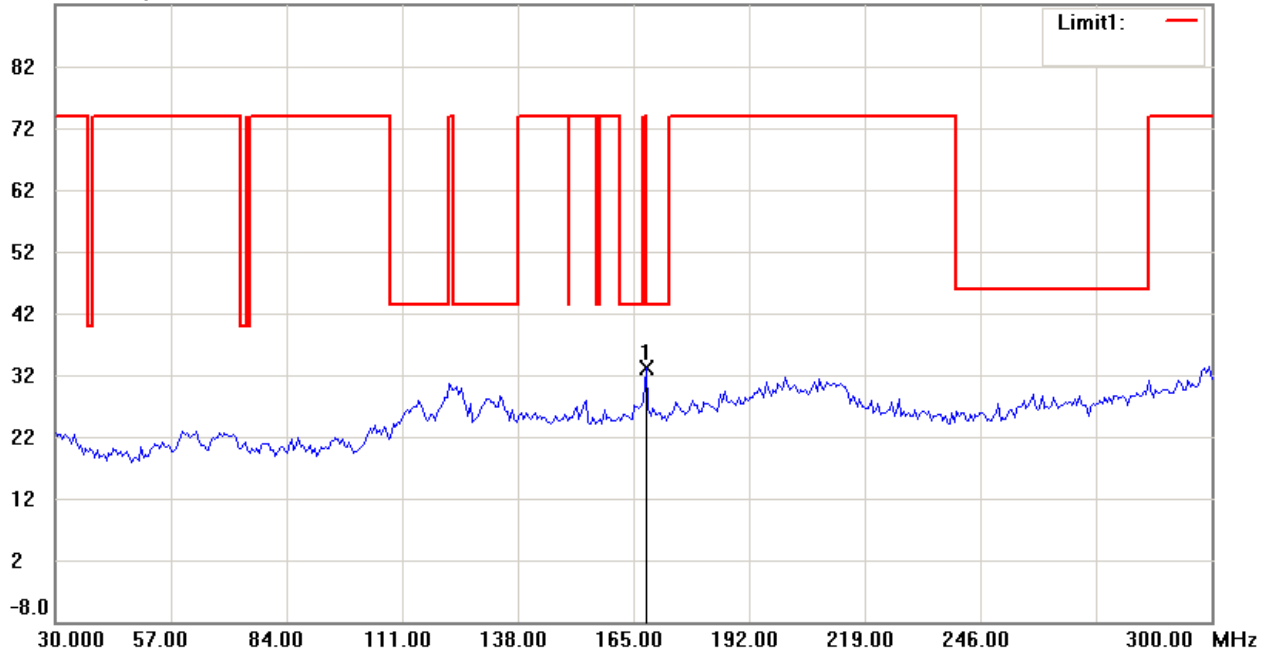
- 1 The attached measurement plots are preliminarily pre-scanned with peak detector for determining the final checking frequencies and are for reference only.
- 2 The some frequencies may exceed the limit line without the specified detectors, but that cannot present the results are failed to the specification of test standard.
- 3 For corrected test results are listed in the relevant table of radiated test data of this test report.



Worldwide Testing Services(Taiwan) Co., Ltd.

Registration number: W6M21012-11105-C-1
FCC ID: T9J-RN171

Channel 6
Antenna Polarization H
92.0 dBuV/m



Note: Up Line: Peak Limit Line, Down Line: Ave Limit Line

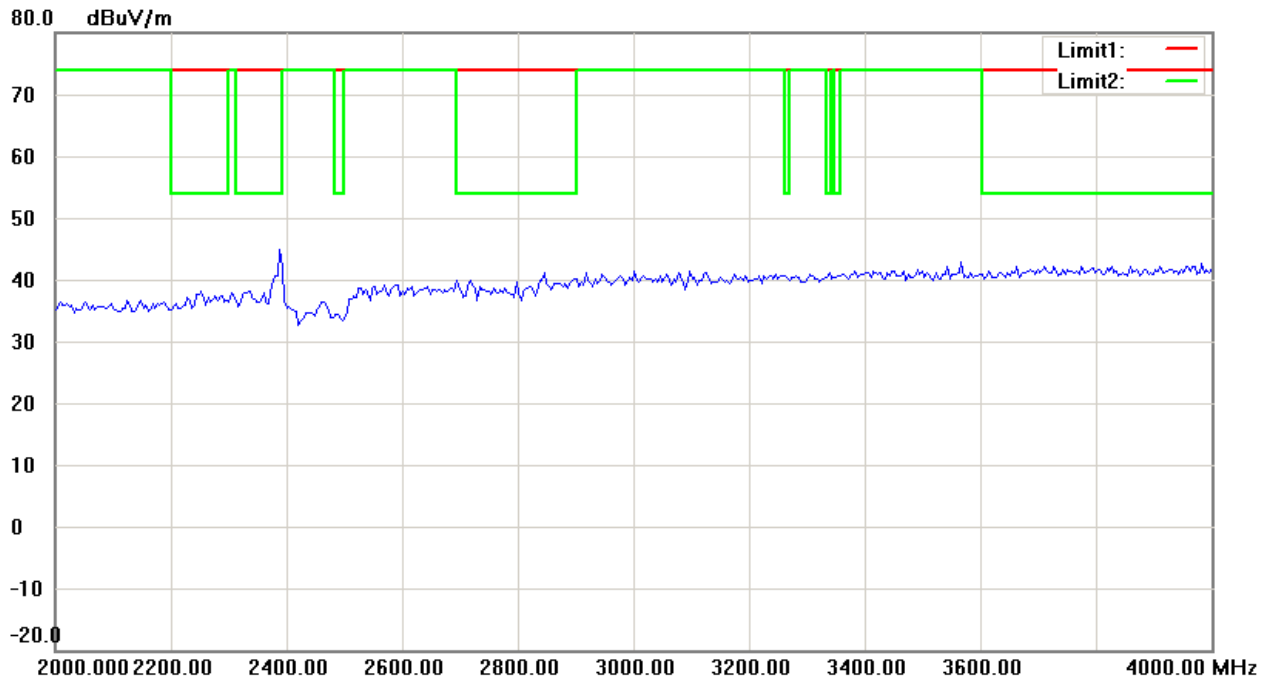
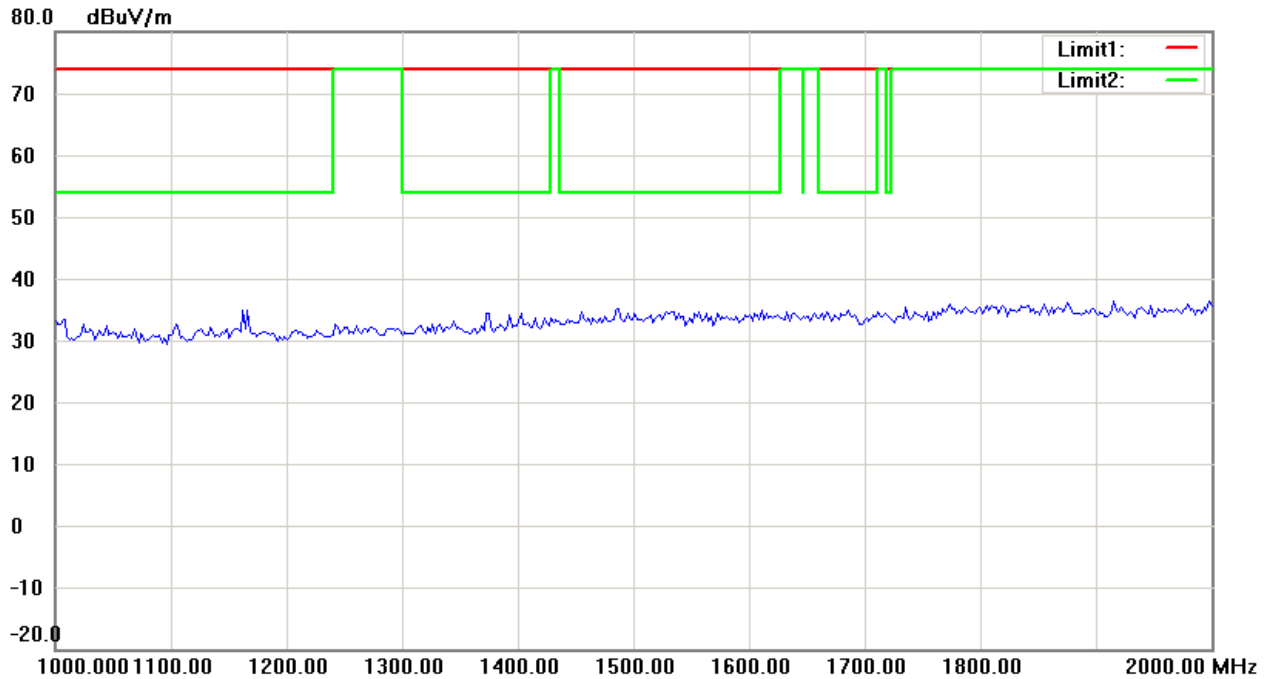
- 1 The attached measurement plots are preliminarily pre-scanned with peak detector for determining the final checking frequencies and are for reference only.
- 2 The some frequencies may exceed the limit line without the specified detectors, but that cannot present the results are failed to the specification of test standard.
- 3 For corrected test results are listed in the relevant table of radiated test data of this test report.



Worldwide Testing Services(Taiwan) Co., Ltd.

Registration number: W6M21012-11105-C-1

FCC ID: T9J-RN171



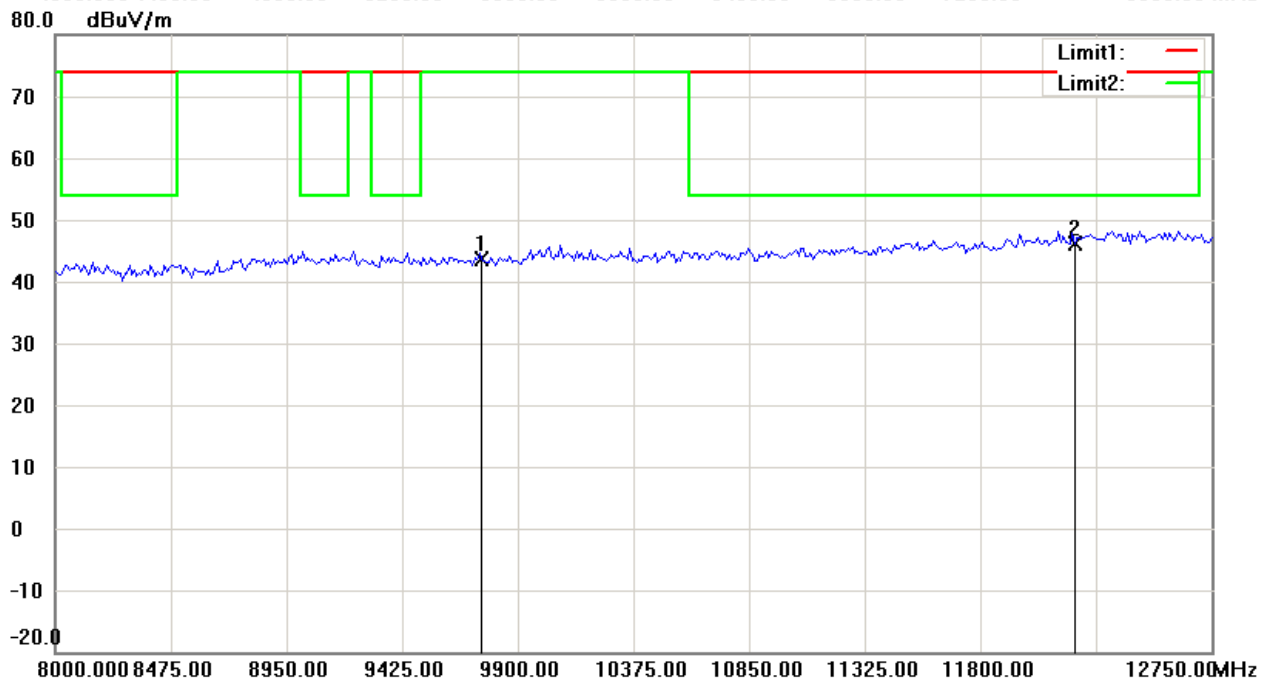
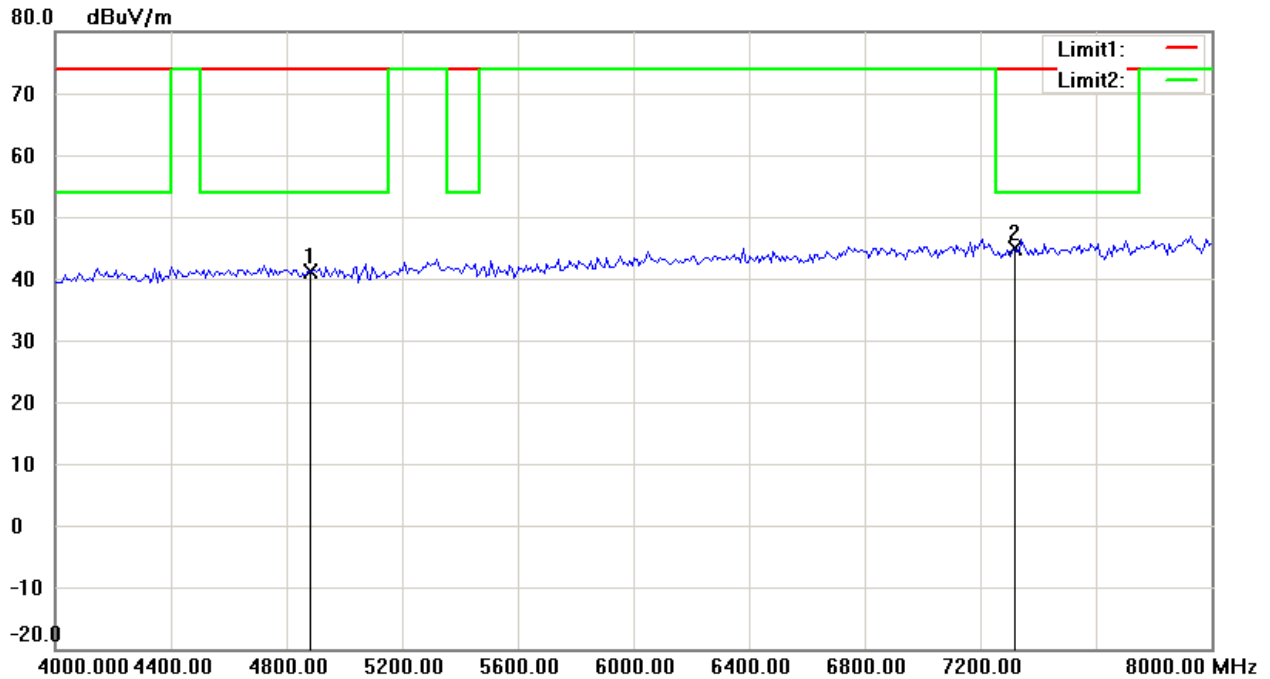
Note: Up Line: Peak Limit Line, Down Line: Ave Limit Line

- 1 The attached measurement plots are preliminarily pre-scanned with peak detector for determining the final checking frequencies and are for reference only.
- 2 The some frequencies may exceed the limit line without the specified detectors, but that cannot present the results are failed to the specification of test standard.
- 3 For corrected test results are listed in the relevant table of radiated test data of this test report.



Worldwide Testing Services(Taiwan) Co., Ltd.

Registration number: W6M21012-11105-C-1
FCC ID: T9J-RN171



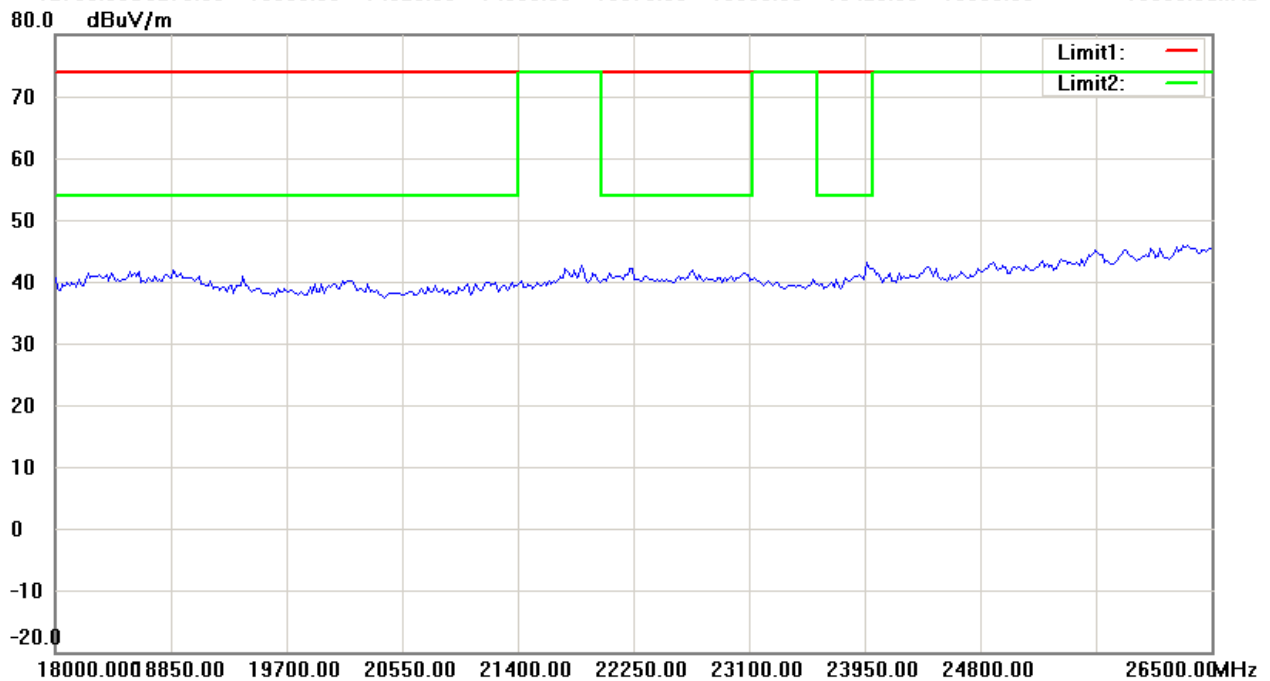
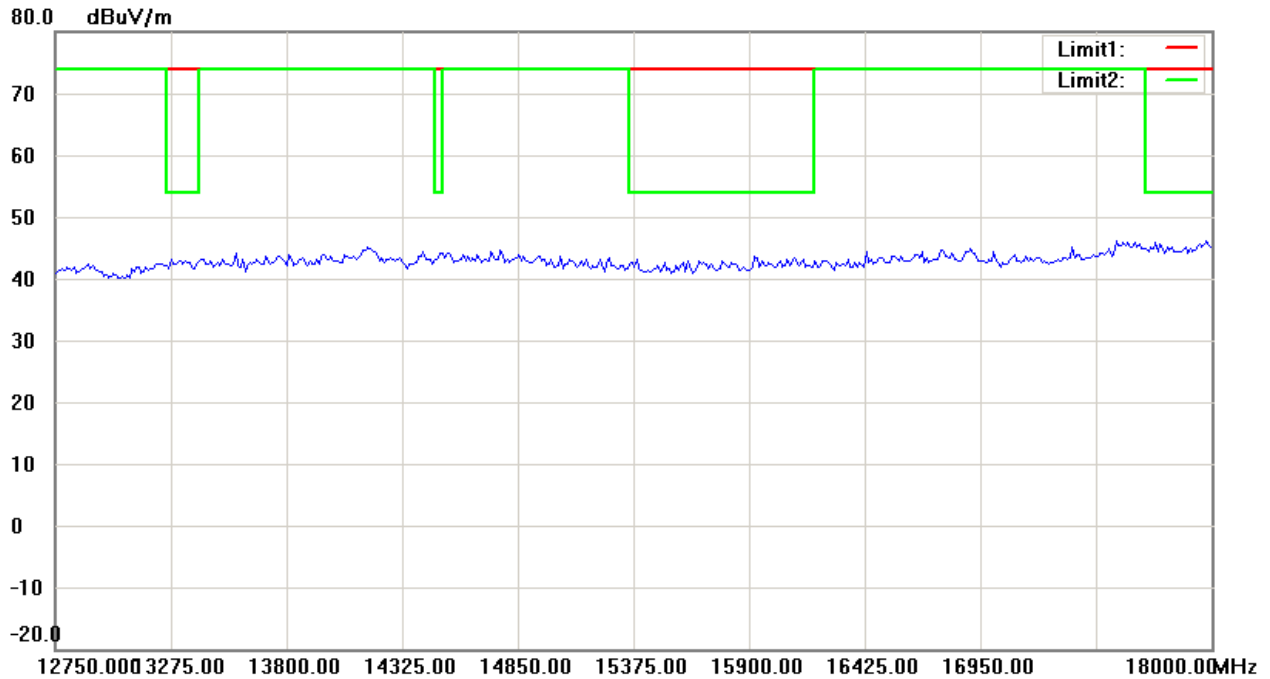
Note: Up Line: Peak Limit Line, Down Line: Ave Limit Line

- 1 The attached measurement plots are preliminarily pre-scanned with peak detector for determining the final checking frequencies and are for reference only.
- 2 The some frequencies may exceed the limit line without the specified detectors, but that cannot present the results are failed to the specification of test standard.
- 3 For corrected test results are listed in the relevant table of radiated test data of this test report.



Worldwide Testing Services(Taiwan) Co., Ltd.

Registration number: W6M21012-11105-C-1
FCC ID: T9J-RN171



Note: Up Line: Peak Limit Line, Down Line: Ave Limit Line

- 1 The attached measurement plots are preliminarily pre-scanned with peak detector for determining the final checking frequencies and are for reference only.
- 2 The some frequencies may exceed the limit line without the specified detectors, but that cannot present the results are failed to the specification of test standard.
- 3 For corrected test results are listed in the relevant table of radiated test data of this test report.



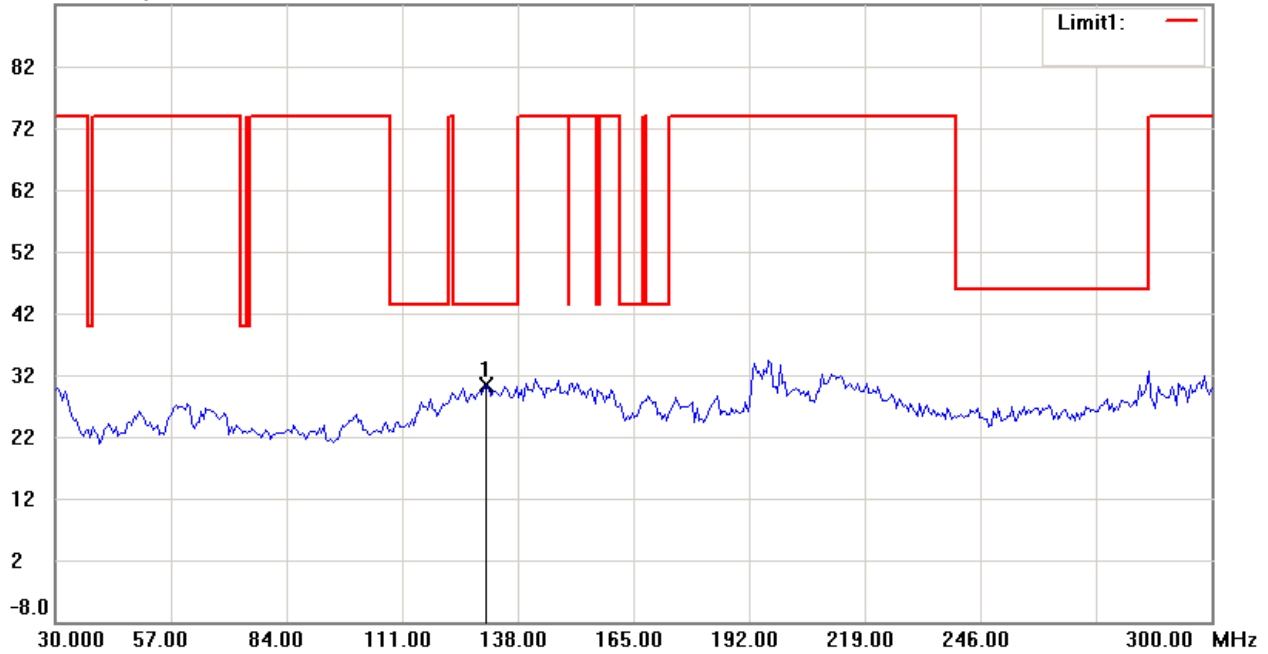
Worldwide Testing Services(Taiwan) Co., Ltd.

Registration number: W6M21012-11105-C-1

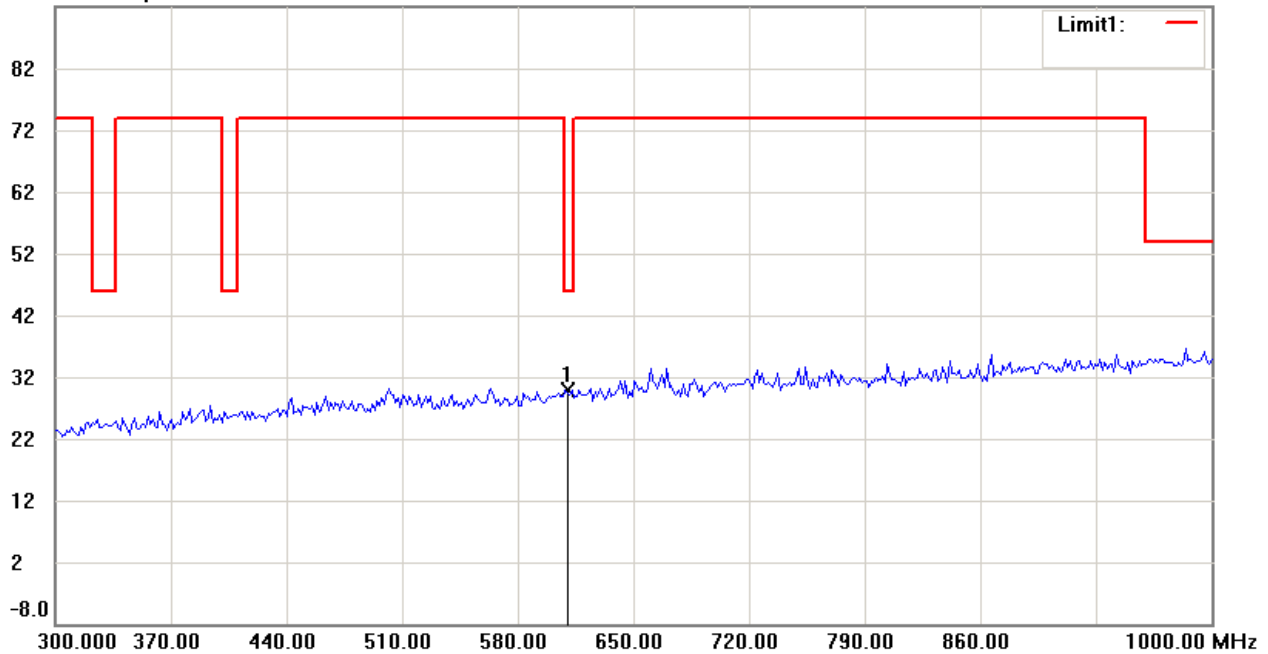
FCC ID: T9J-RN171

Antenna Polarization V

92.0 dBuV/m



92.0 dBuV/m



Note: Up Line: Peak Limit Line, Down Line: Ave Limit Line

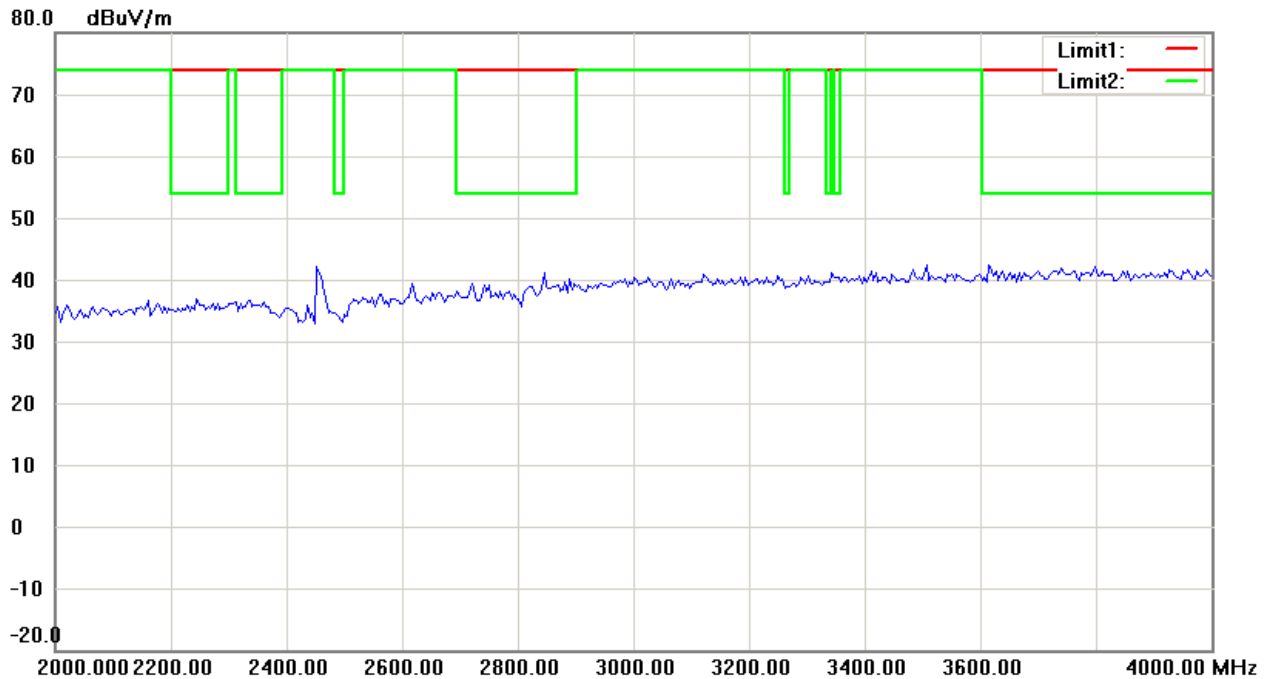
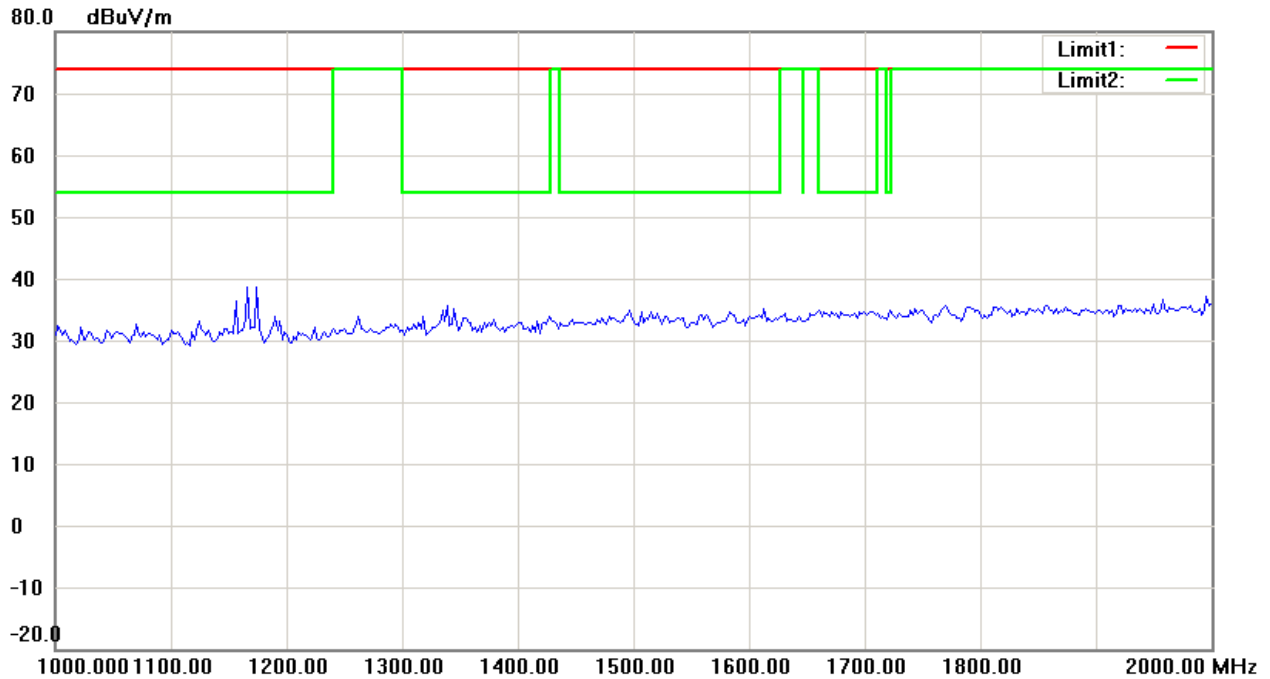
- 1 The attached measurement plots are preliminarily pre-scanned with peak detector for determining the final checking frequencies and are for reference only.
- 2 The some frequencies may exceed the limit line without the specified detectors, but that cannot present the results are failed to the specification of test standard.
- 3 For corrected test results are listed in the relevant table of radiated test data of this test report.



Worldwide Testing Services(Taiwan) Co., Ltd.

Registration number: W6M21012-11105-C-1

FCC ID: T9J-RN171

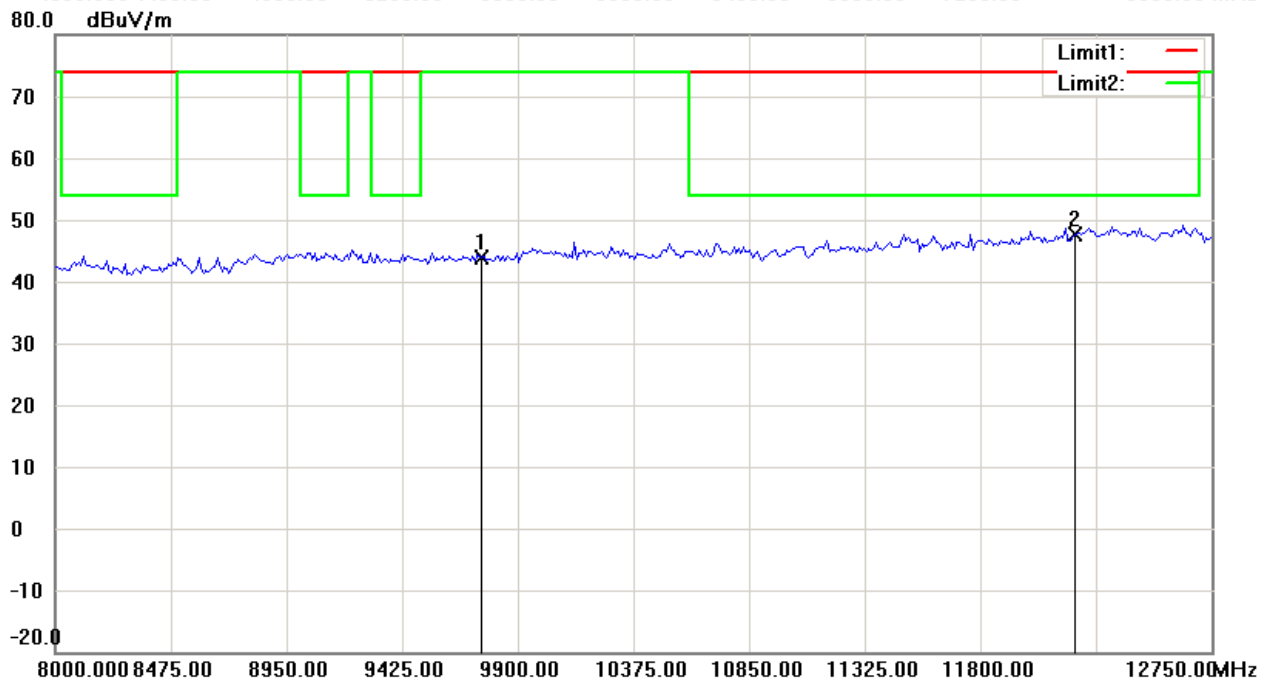
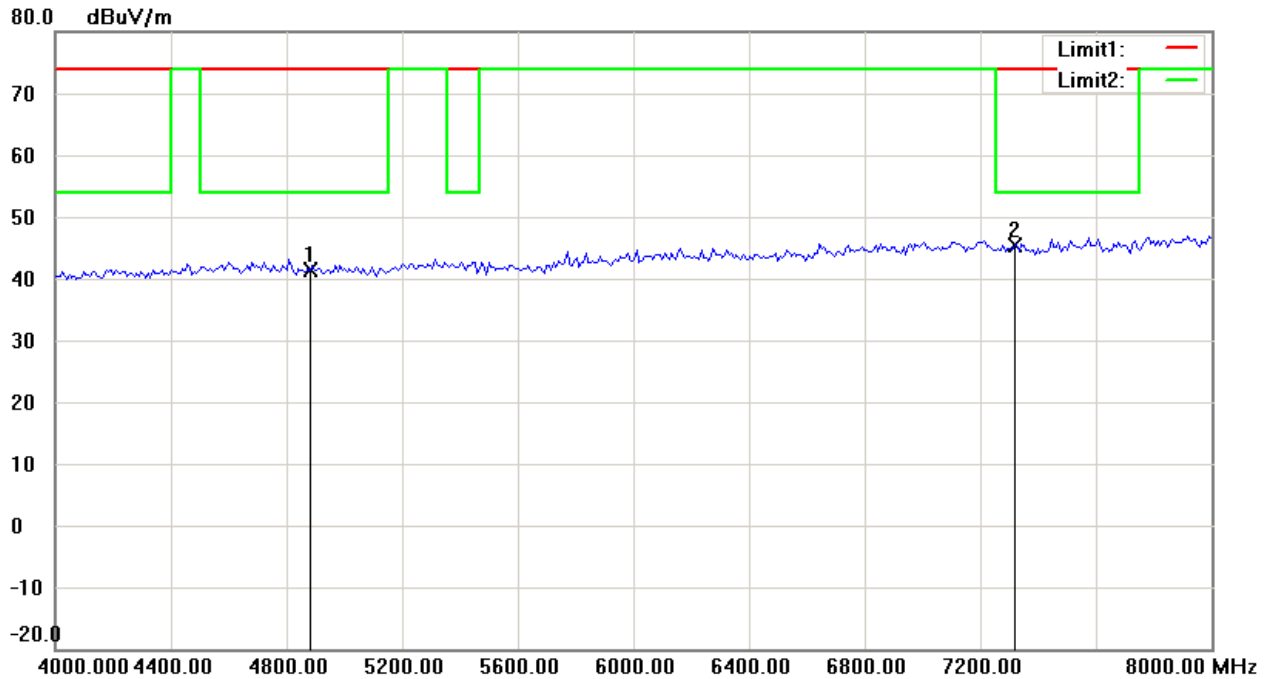


Note: Up Line: Peak Limit Line, Down Line: Ave Limit Line

- 1 The attached measurement plots are preliminarily pre-scanned with peak detector for determining the final checking frequencies and are for reference only.
- 2 The some frequencies may exceed the limit line without the specified detectors, but that cannot present the results are failed to the specification of test standard.
- 3 For corrected test results are listed in the relevant table of radiated test data of this test report.



Registration number: W6M21012-11105-C-1
FCC ID: T9J-RN171



Note: Up Line: Peak Limit Line, Down Line: Ave Limit Line

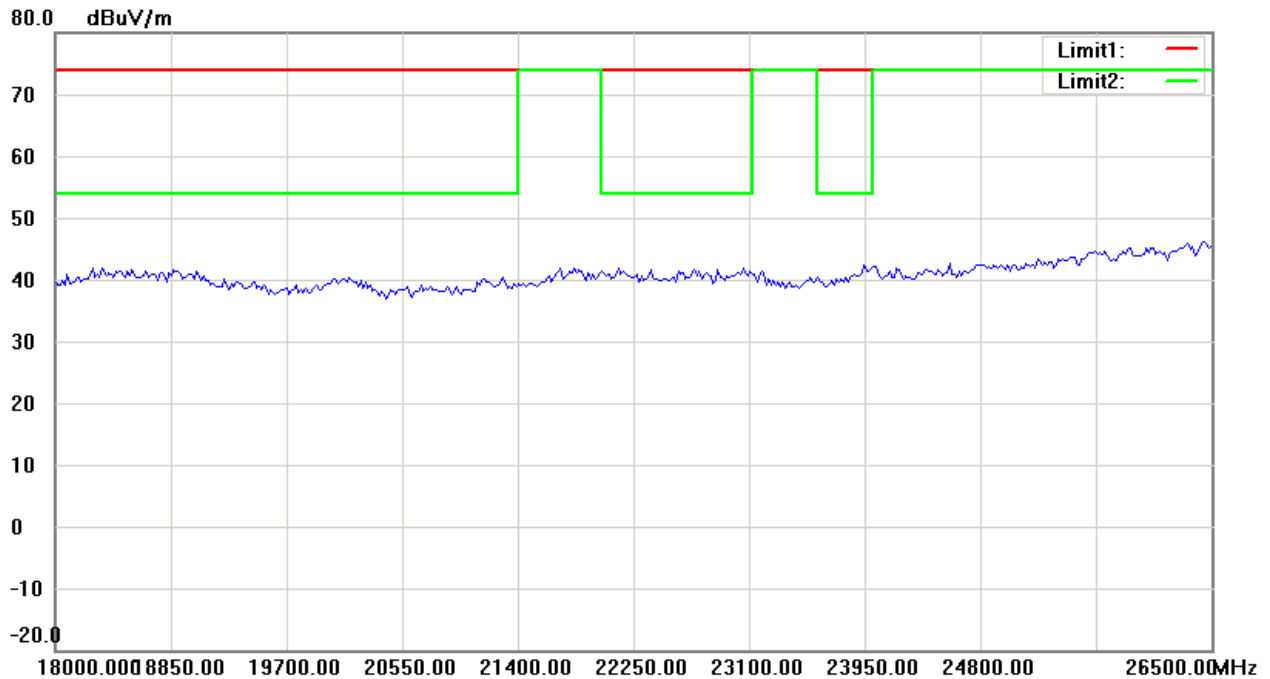
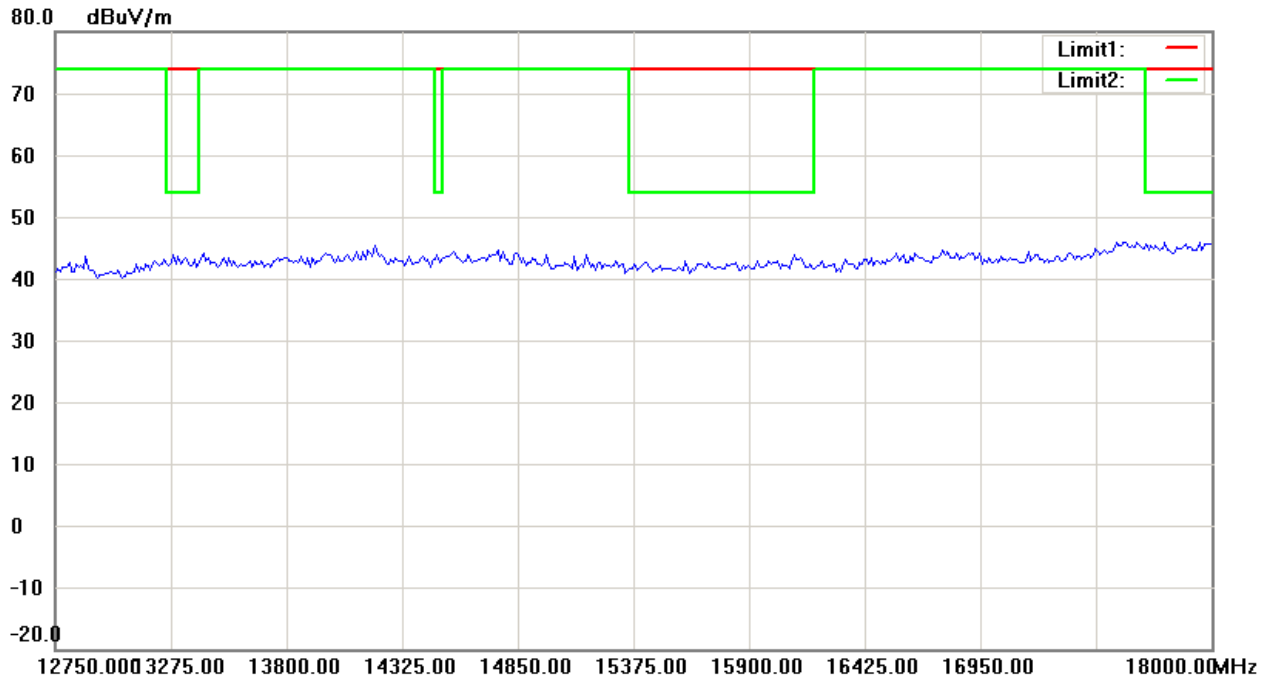
- 1 The attached measurement plots are preliminarily pre-scanned with peak detector for determining the final checking frequencies and are for reference only.
- 2 The some frequencies may exceed the limit line without the specified detectors, but that cannot present the results are failed to the specification of test standard.
- 3 For corrected test results are listed in the relevant table of radiated test data of this test report.



Worldwide Testing Services(Taiwan) Co., Ltd.

Registration number: W6M21012-11105-C-1

FCC ID: T9J-RN171



Note: Up Line: Peak Limit Line, Down Line: Ave Limit Line

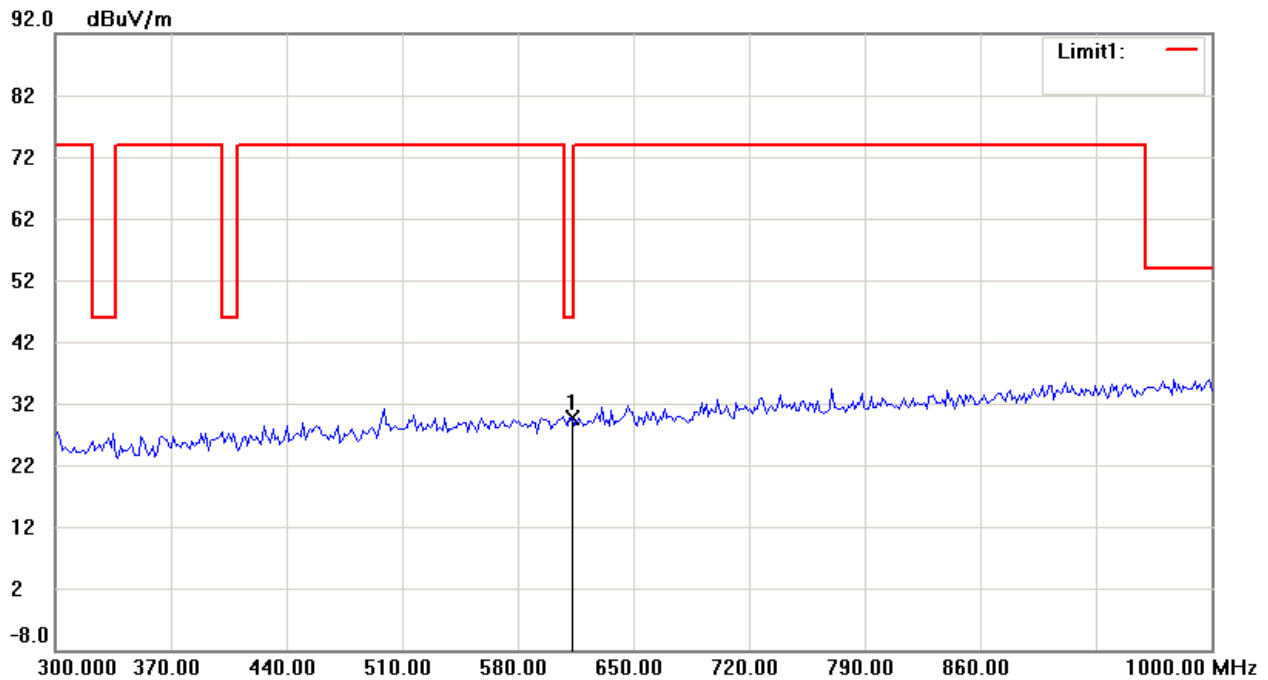
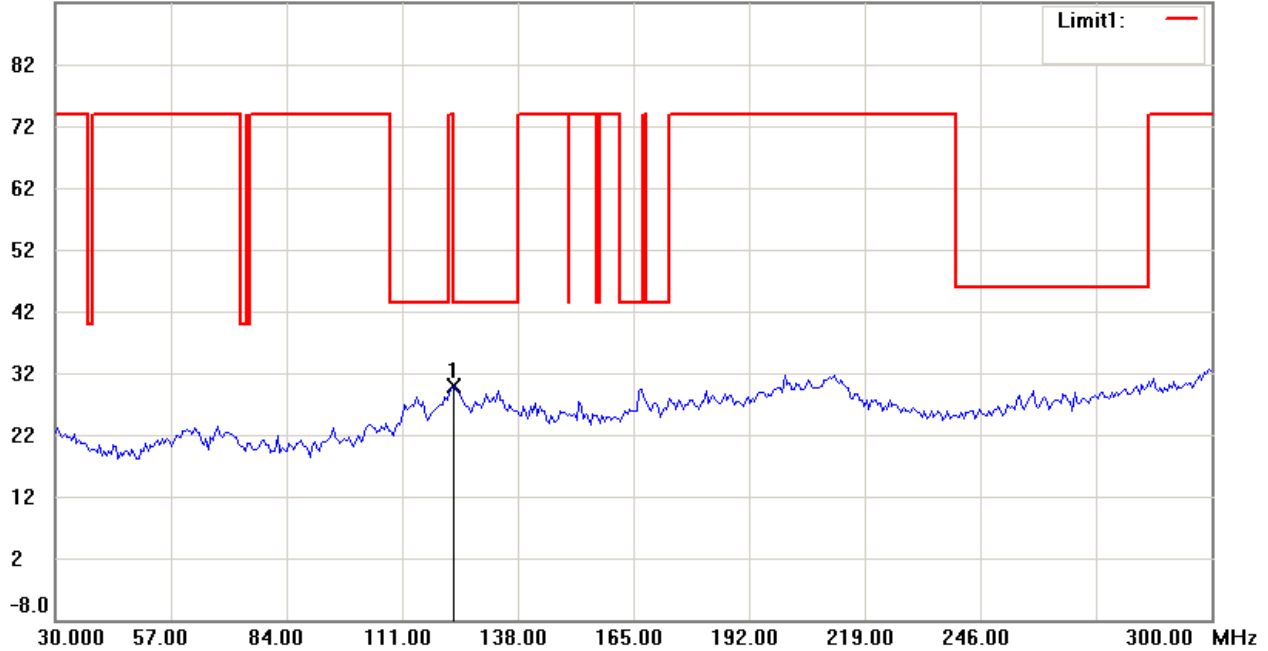
- 1 The attached measurement plots are preliminarily pre-scanned with peak detector for determining the final checking frequencies and are for reference only.
- 2 The some frequencies may exceed the limit line without the specified detectors, but that cannot present the results are failed to the specification of test standard.
- 3 For corrected test results are listed in the relevant table of radiated test data of this test report.



Worldwide Testing Services(Taiwan) Co., Ltd.

Registration number: W6M21012-11105-C-1
FCC ID: T9J-RN171

Channel 11
Antenna Polarization H
92.0 dBuV/m



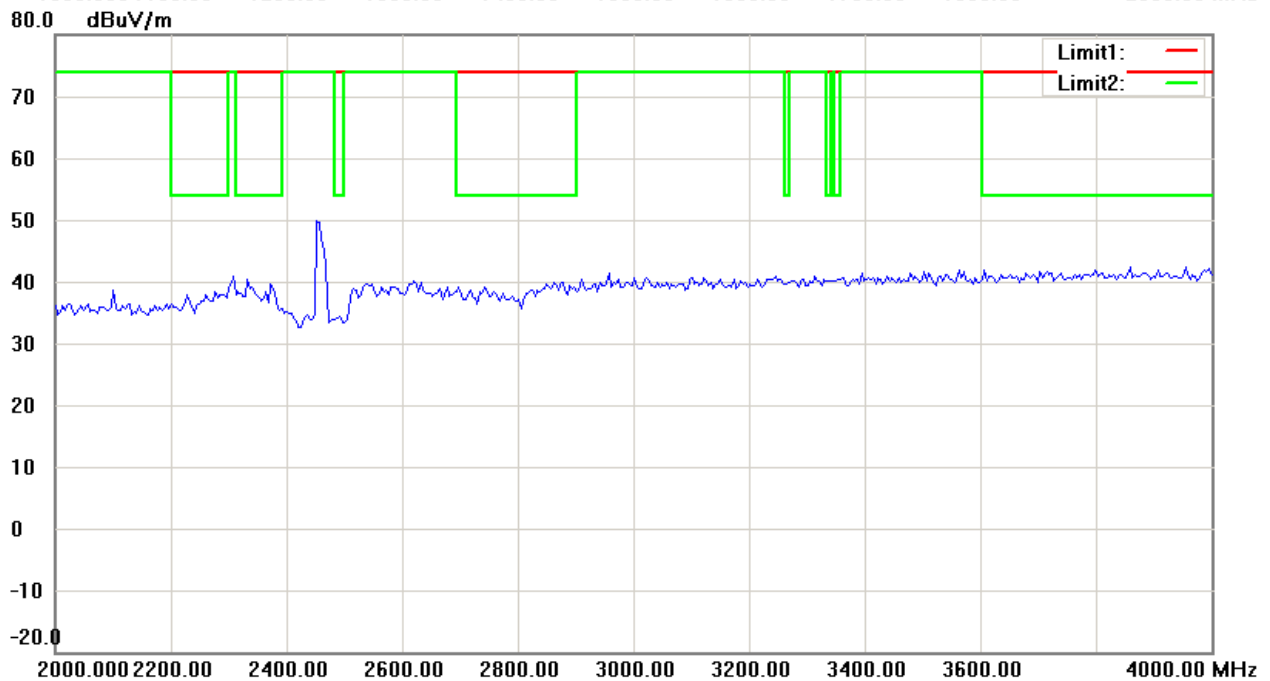
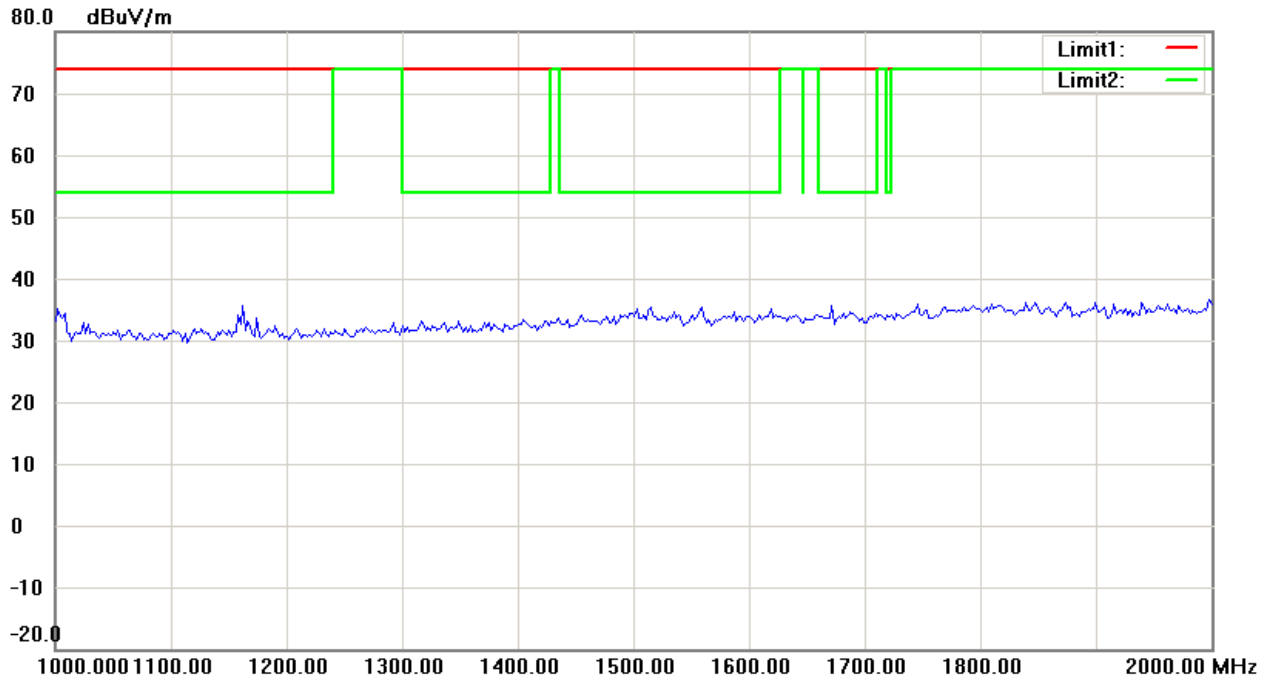
Note: Up Line: Peak Limit Line, Down Line: Ave Limit Line

- 1 The attached measurement plots are preliminarily pre-scanned with peak detector for determining the final checking frequencies and are for reference only.
- 2 The some frequencies may exceed the limit line without the specified detectors, but that cannot present the results are failed to the specification of test standard.
- 3 For corrected test results are listed in the relevant table of radiated test data of this test report.



Worldwide Testing Services(Taiwan) Co., Ltd.

Registration number: W6M21012-11105-C-1
FCC ID: T9J-RN171



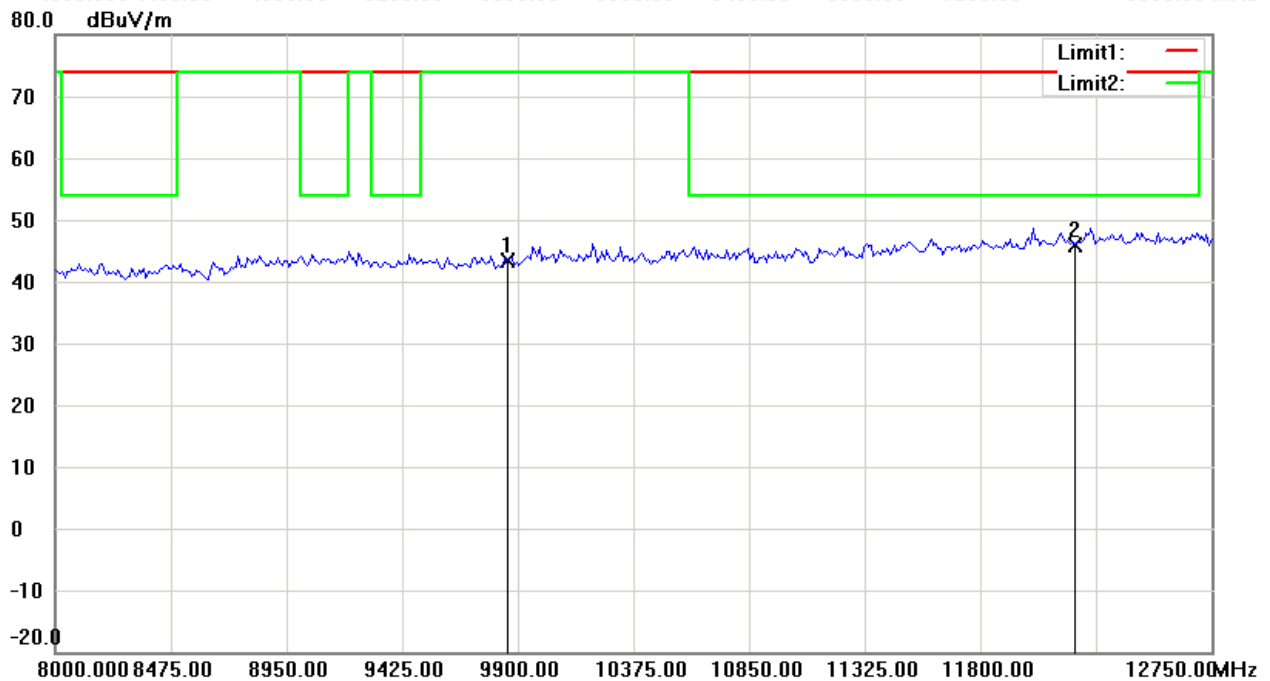
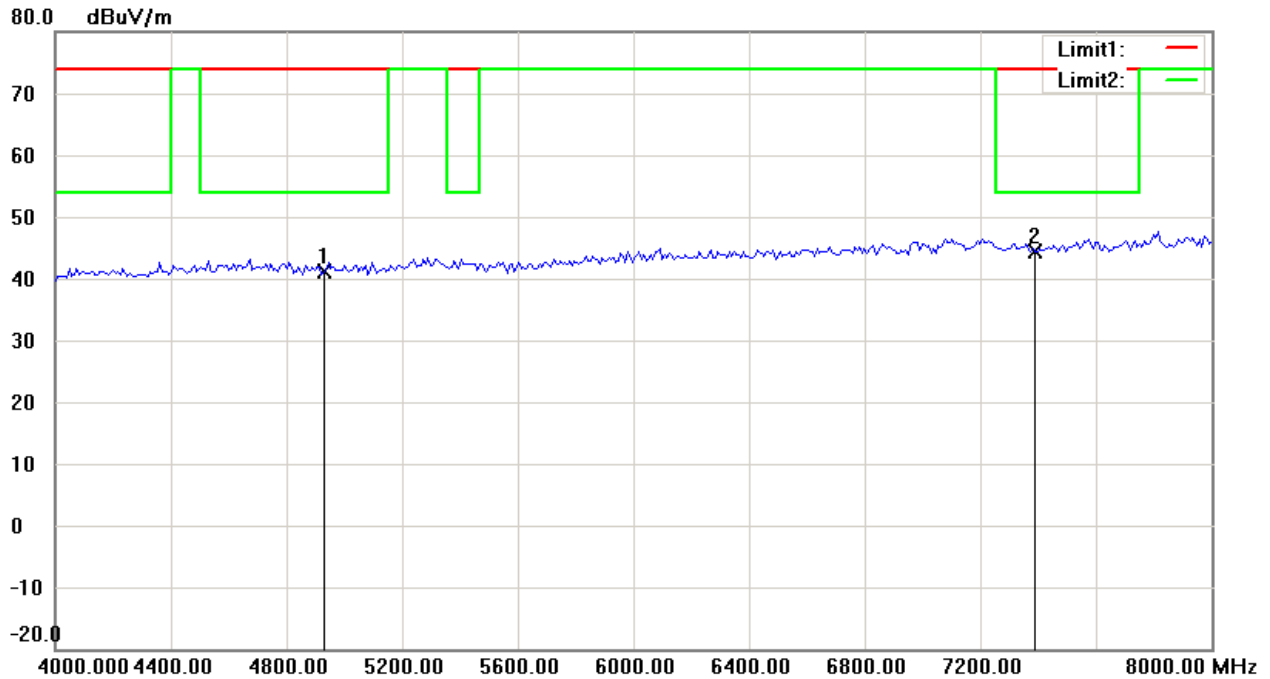
Note: Up Line: Peak Limit Line, Down Line: Ave Limit Line

- 1 The attached measurement plots are preliminarily pre-scanned with peak detector for determining the final checking frequencies and are for reference only.
- 2 The some frequencies may exceed the limit line without the specified detectors, but that cannot present the results are failed to the specification of test standard.
- 3 For corrected test results are listed in the relevant table of radiated test data of this test report.



Worldwide Testing Services(Taiwan) Co., Ltd.

Registration number: W6M21012-11105-C-1
FCC ID: T9J-RN171



Note: Up Line: Peak Limit Line, Down Line: Ave Limit Line

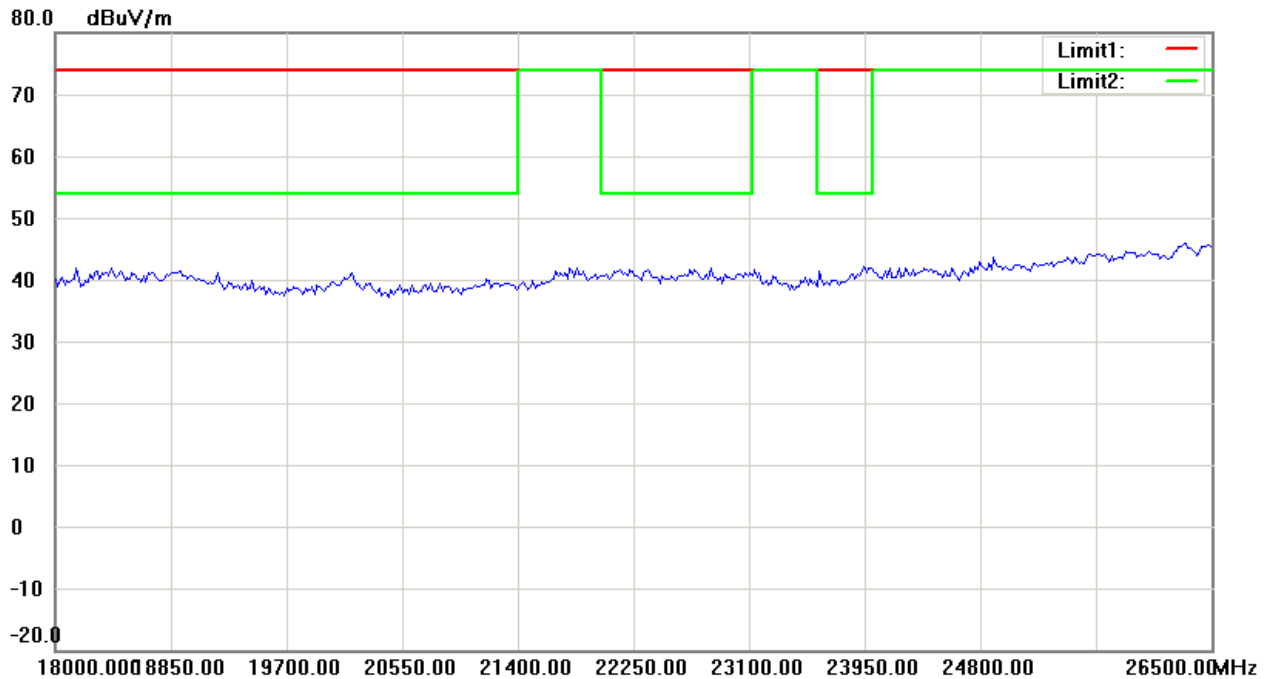
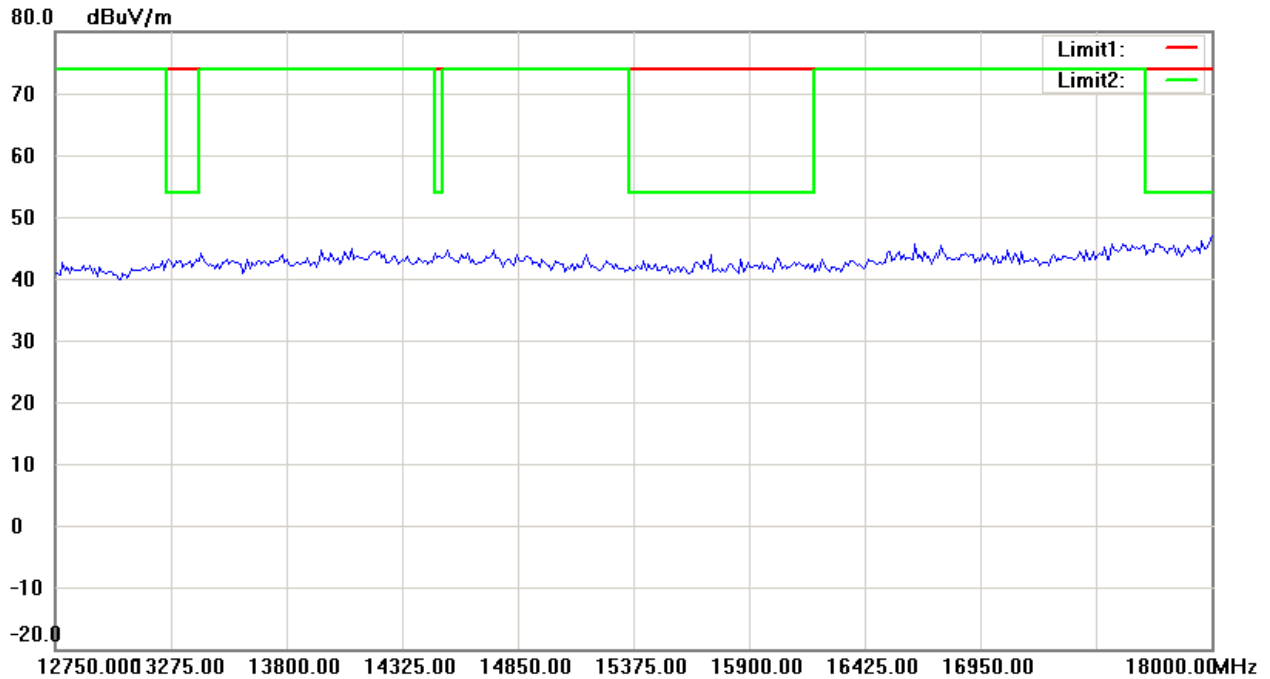
- 1 The attached measurement plots are preliminarily pre-scanned with peak detector for determining the final checking frequencies and are for reference only.
- 2 The some frequencies may exceed the limit line without the specified detectors, but that cannot present the results are failed to the specification of test standard.
- 3 For corrected test results are listed in the relevant table of radiated test data of this test report.



Worldwide Testing Services(Taiwan) Co., Ltd.

Registration number: W6M21012-11105-C-1

FCC ID: T9J-RN171



Note: Up Line: Peak Limit Line, Down Line: Ave Limit Line

- 1 The attached measurement plots are preliminarily pre-scanned with peak detector for determining the final checking frequencies and are for reference only.
- 2 The some frequencies may exceed the limit line without the specified detectors, but that cannot present the results are failed to the specification of test standard.
- 3 For corrected test results are listed in the relevant table of radiated test data of this test report.



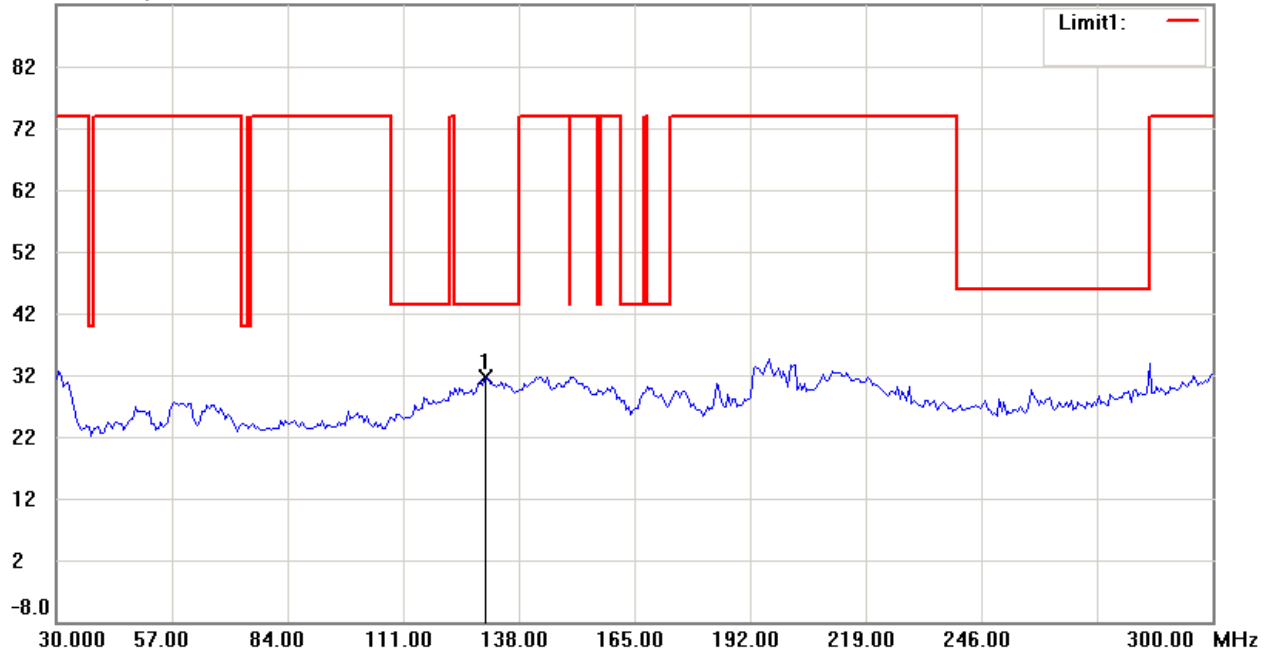
Worldwide Testing Services(Taiwan) Co., Ltd.

Registration number: W6M21012-11105-C-1

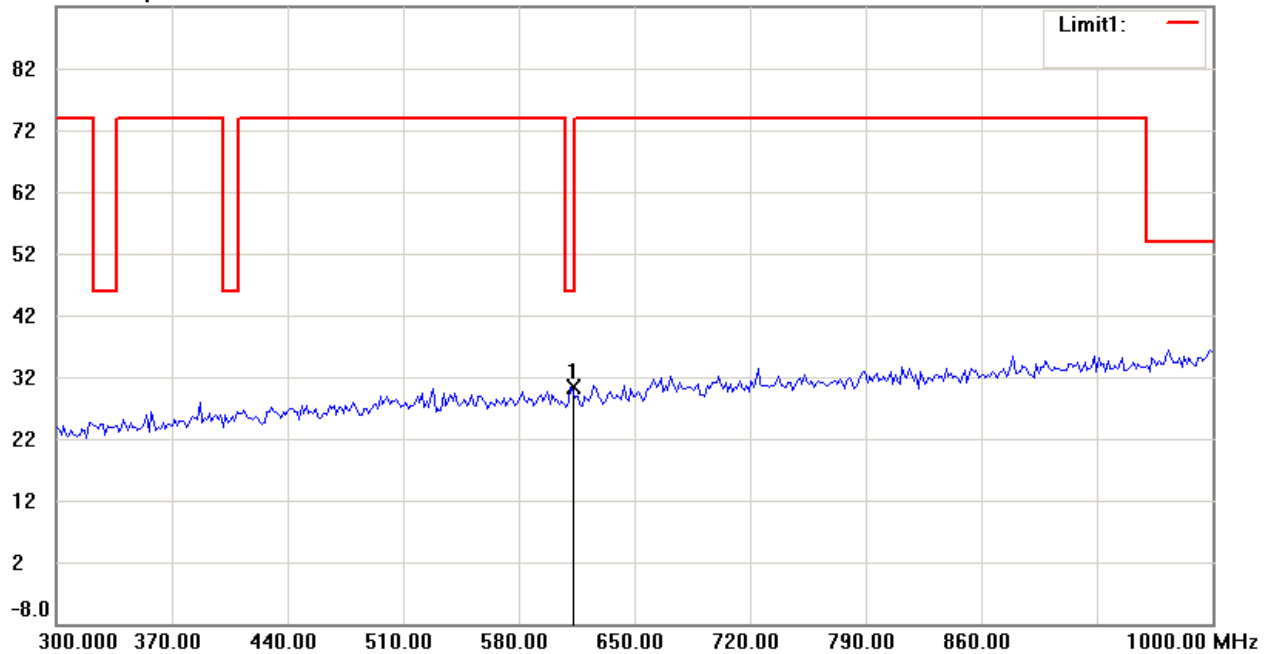
FCC ID: T9J-RN171

Antenna Polarization V

92.0 dBuV/m



92.0 dBuV/m



Note: Up Line: Peak Limit Line, Down Line: Ave Limit Line

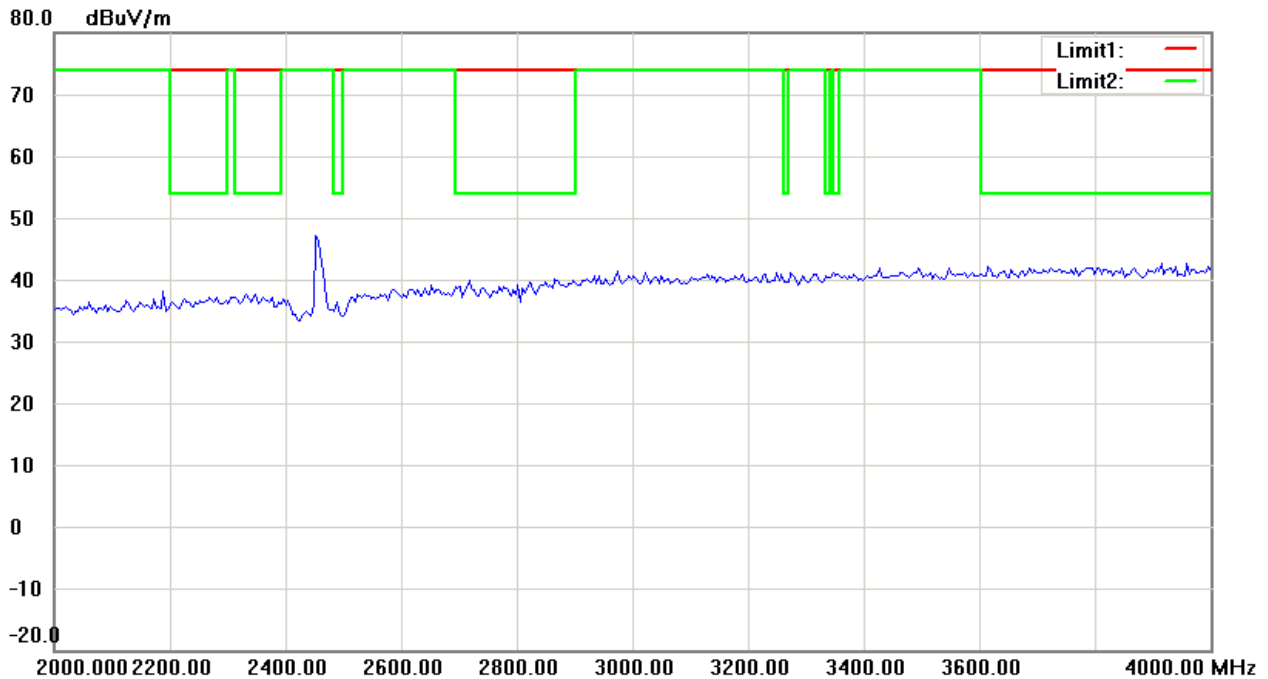
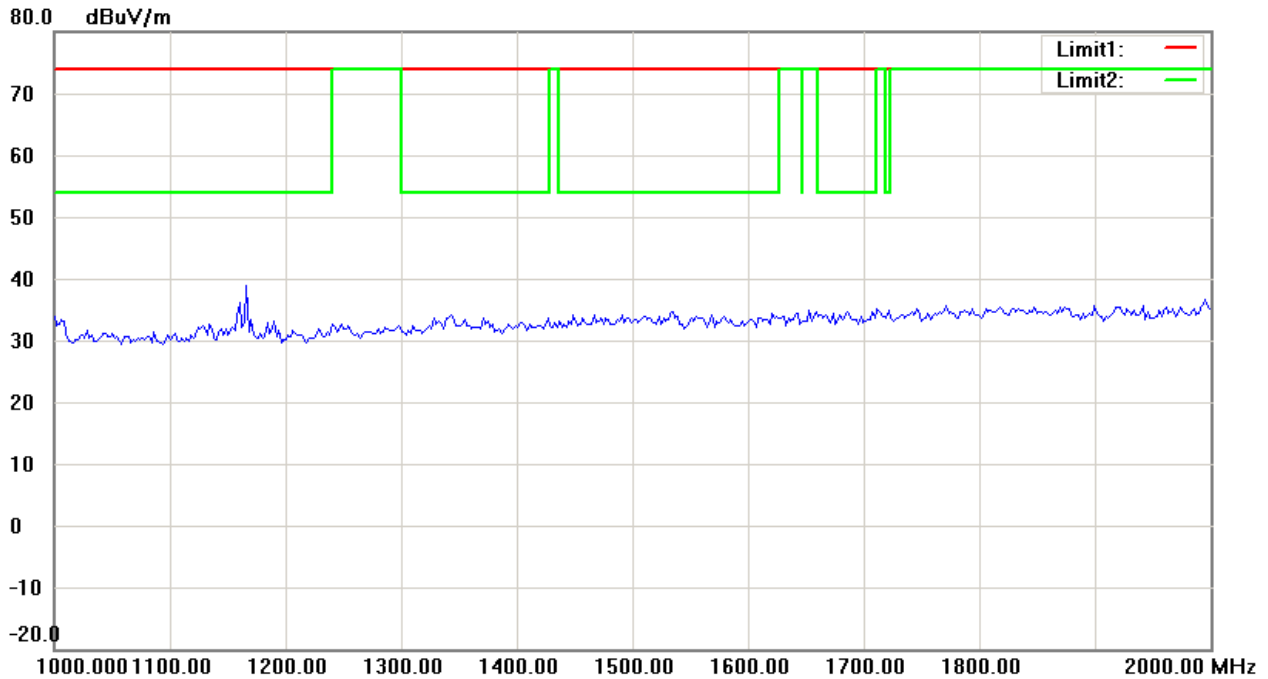
- 1 The attached measurement plots are preliminarily pre-scanned with peak detector for determining the final checking frequencies and are for reference only.
- 2 The some frequencies may exceed the limit line without the specified detectors, but that cannot present the results are failed to the specification of test standard.
- 3 For corrected test results are listed in the relevant table of radiated test data of this test report.



Worldwide Testing Services(Taiwan) Co., Ltd.

Registration number: W6M21012-11105-C-1

FCC ID: T9J-RN171



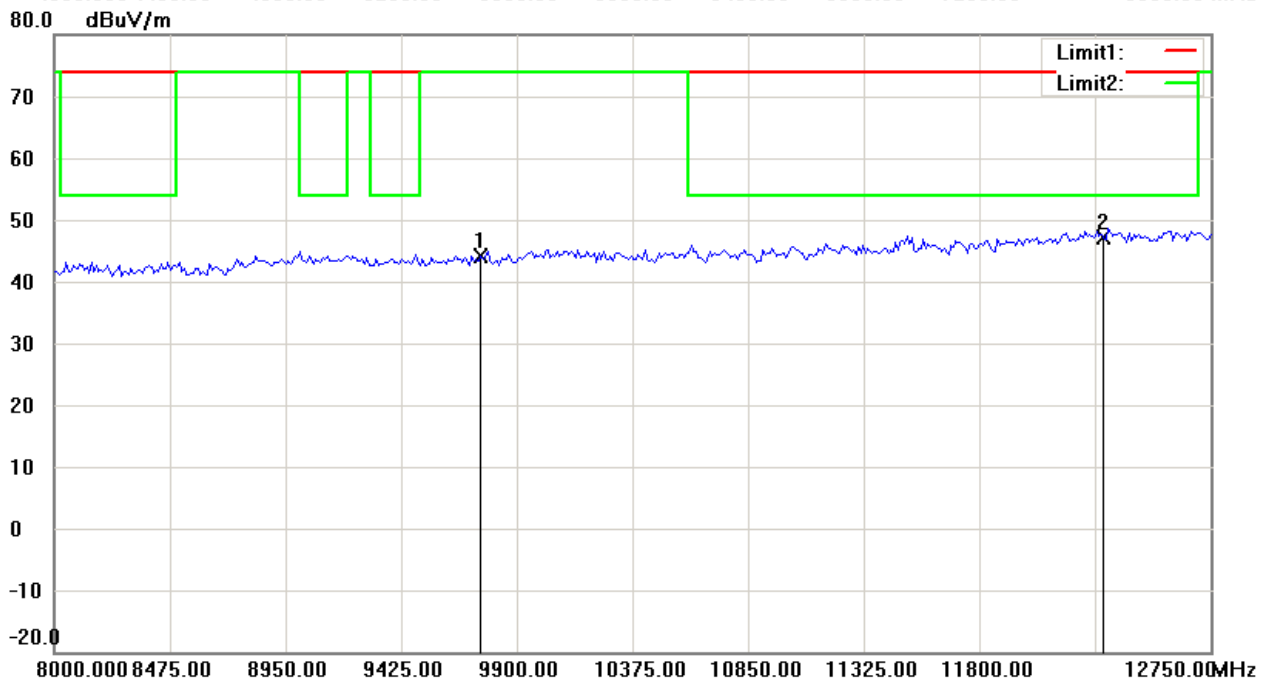
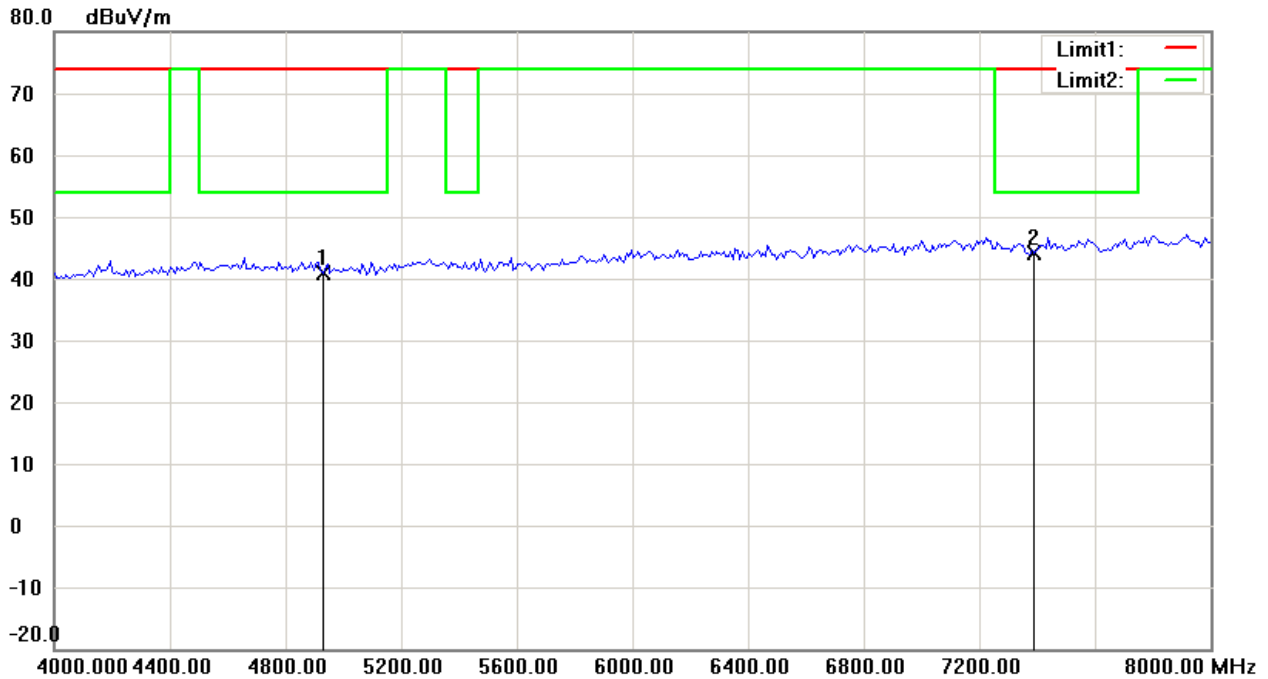
Note: Up Line: Peak Limit Line, Down Line: Ave Limit Line

- 1 The attached measurement plots are preliminarily pre-scanned with peak detector for determining the final checking frequencies and are for reference only.
- 2 The some frequencies may exceed the limit line without the specified detectors, but that cannot present the results are failed to the specification of test standard.
- 3 For corrected test results are listed in the relevant table of radiated test data of this test report.



Worldwide Testing Services(Taiwan) Co., Ltd.

Registration number: W6M21012-11105-C-1
FCC ID: T9J-RN171



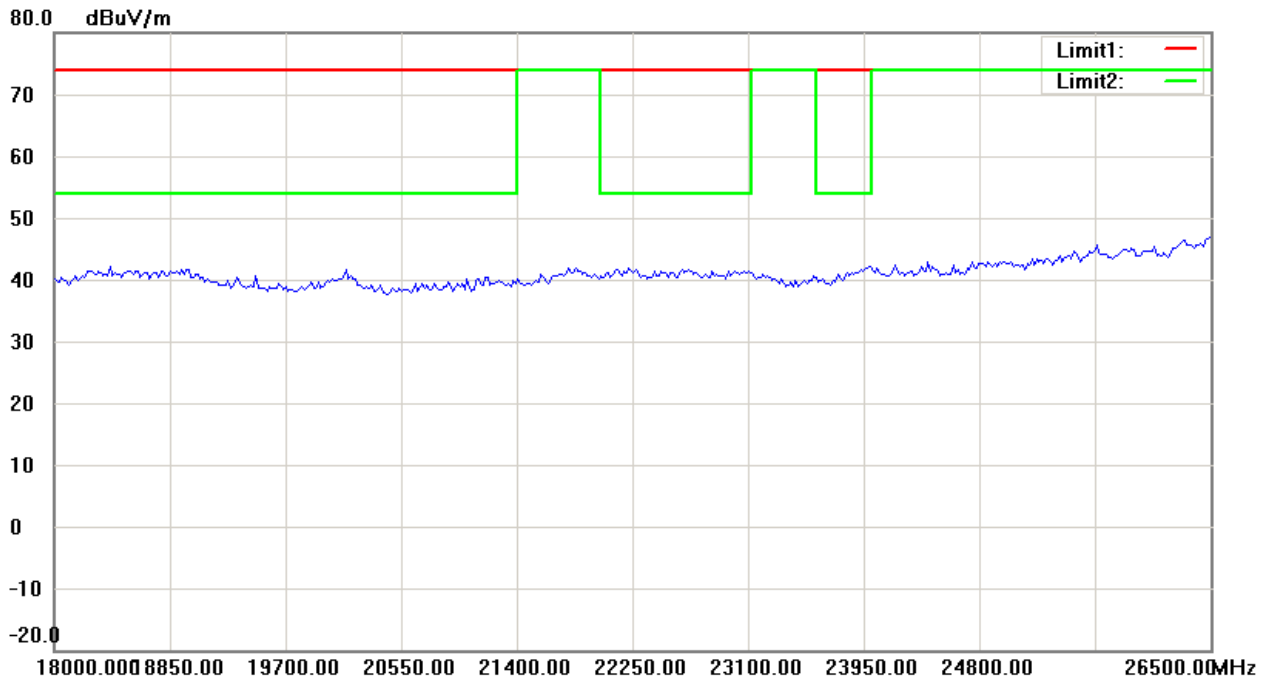
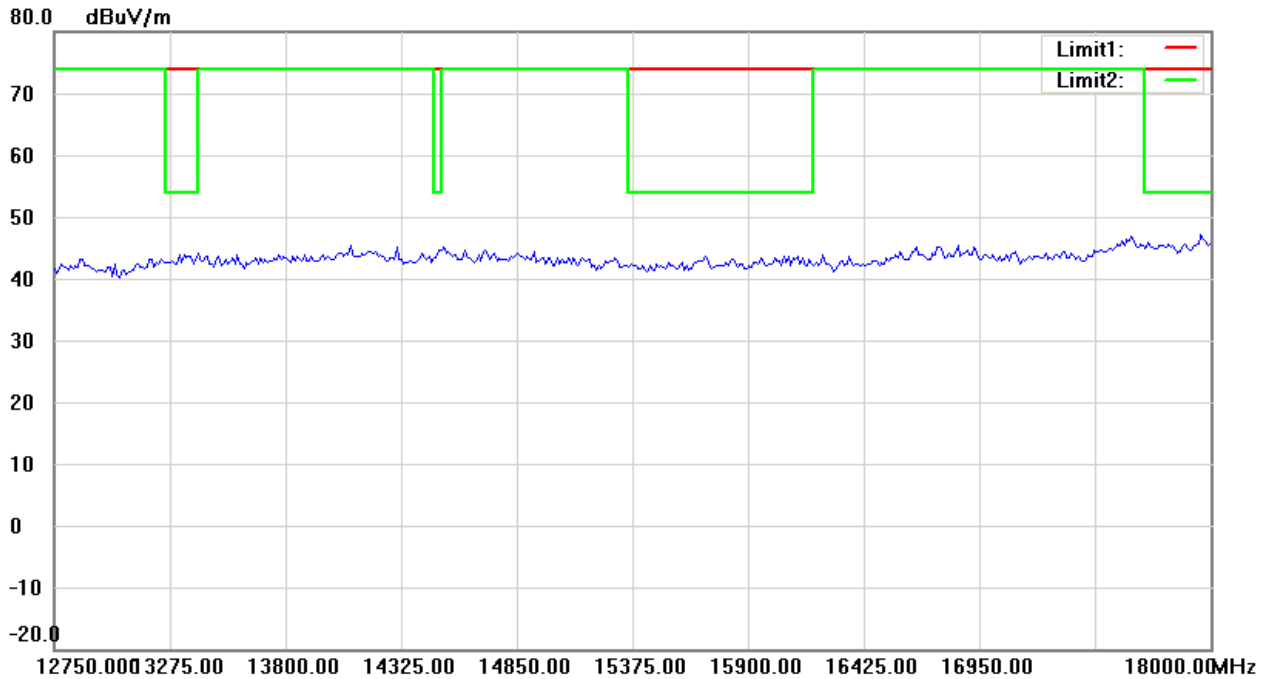
Note: Up Line: Peak Limit Line, Down Line: Ave Limit Line

- 1 The attached measurement plots are preliminarily pre-scanned with peak detector for determining the final checking frequencies and are for reference only.
- 2 The some frequencies may exceed the limit line without the specified detectors, but that cannot present the results are failed to the specification of test standard.
- 3 For corrected test results are listed in the relevant table of radiated test data of this test report.



Worldwide Testing Services(Taiwan) Co., Ltd.

Registration number: W6M21012-11105-C-1
FCC ID: T9J-RN171



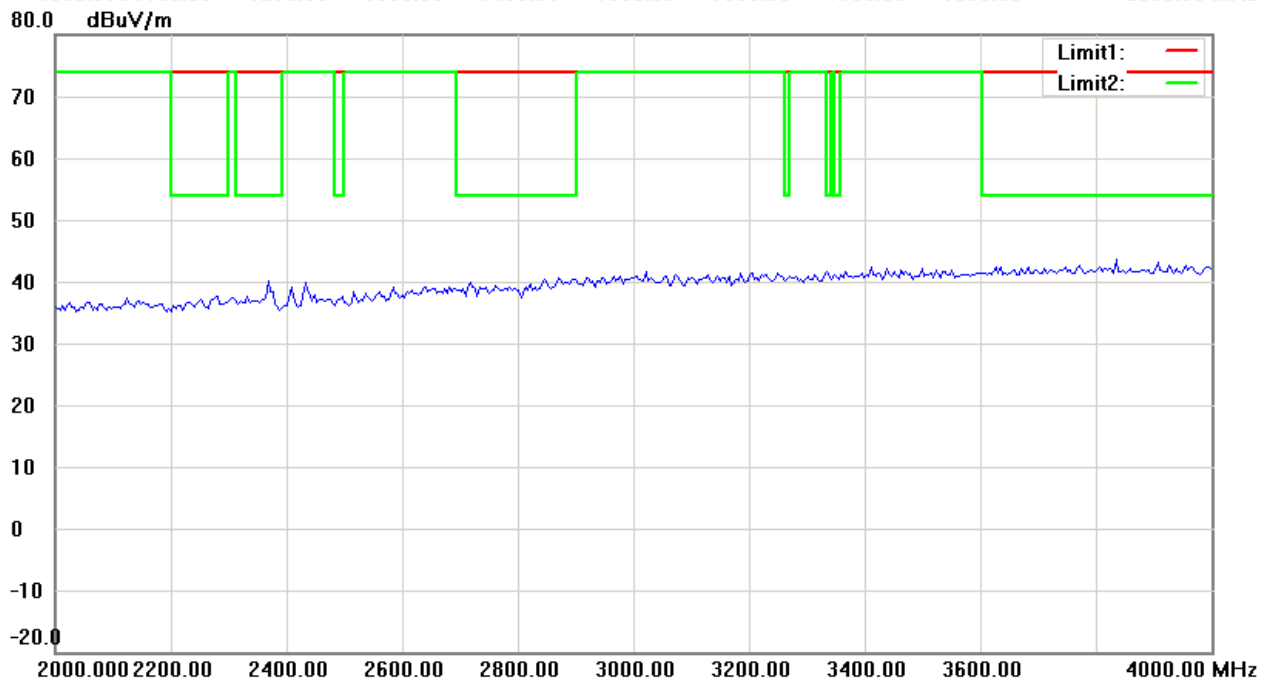
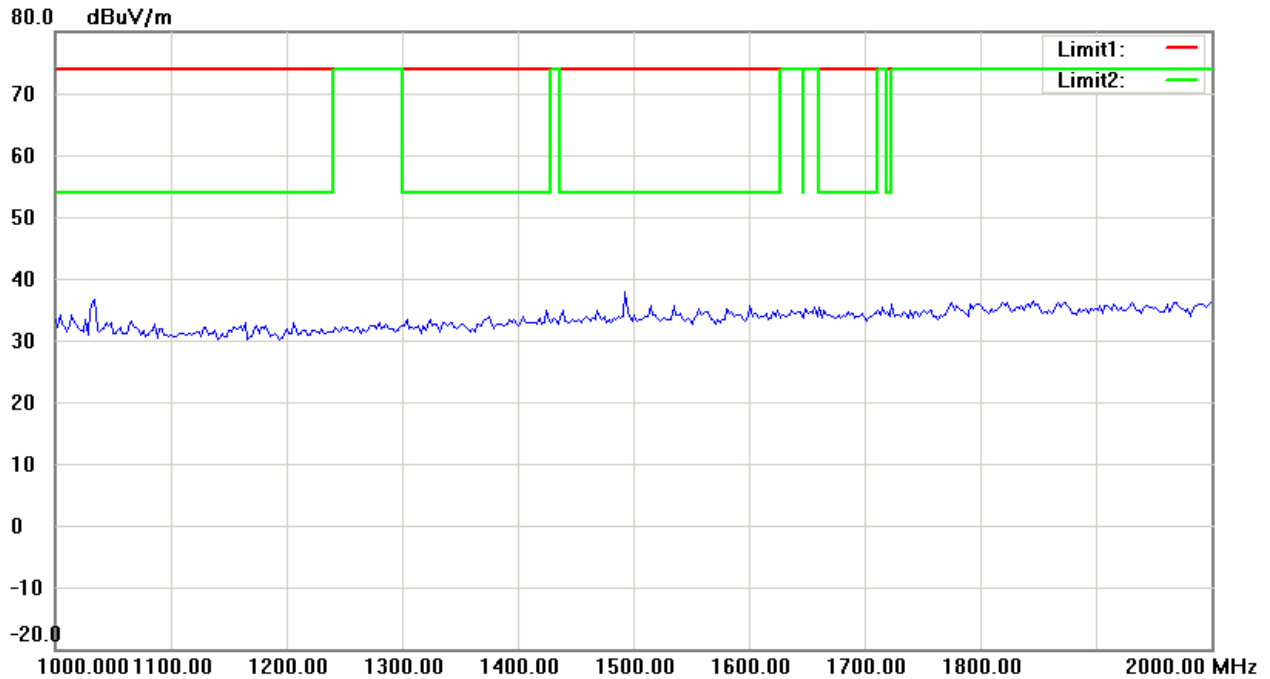
Note: Up Line: Peak Limit Line, Down Line: Ave Limit Line

- 1 The attached measurement plots are preliminarily pre-scanned with peak detector for determining the final checking frequencies and are for reference only.
- 2 The some frequencies may exceed the limit line without the specified detectors, but that cannot present the results are failed to the specification of test standard.
- 3 For corrected test results are listed in the relevant table of radiated test data of this test report.



Worldwide Testing Services(Taiwan) Co., Ltd.

Registration number: W6M21012-11105-C-1
FCC ID: T9J-RN171



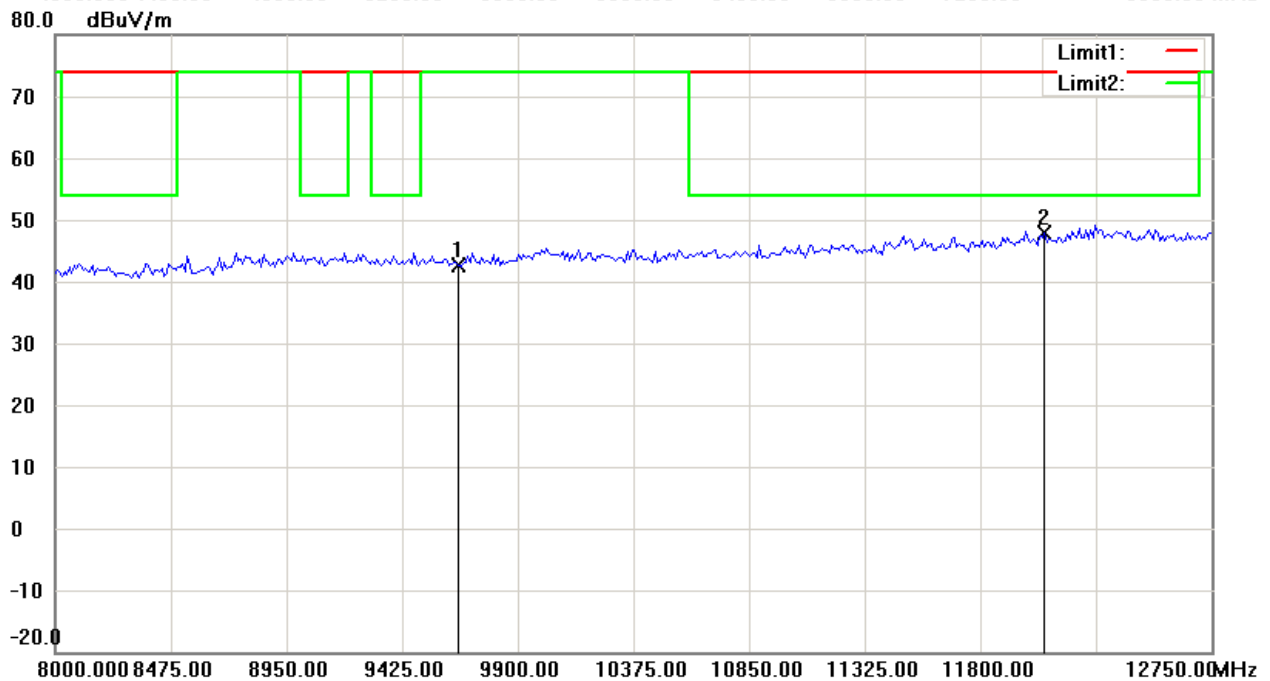
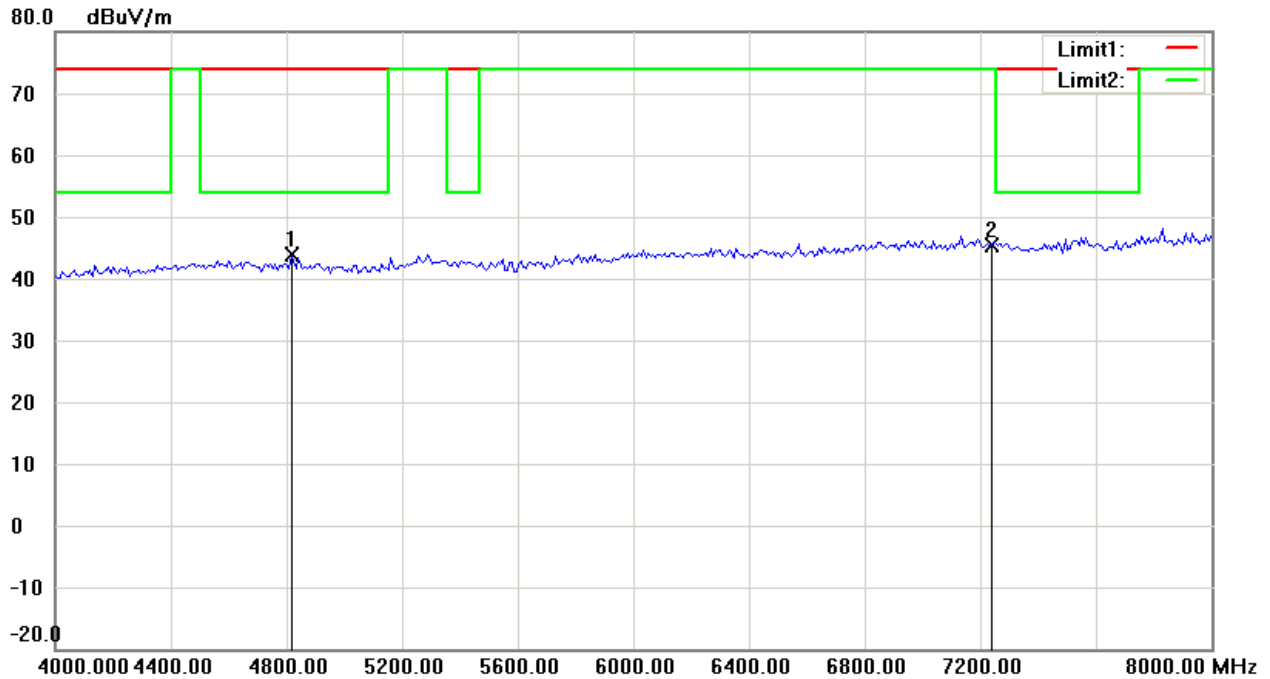
Note: Up Line: Peak Limit Line, Down Line: Ave Limit Line

- 1 The attached measurement plots are preliminarily pre-scanned with peak detector for determining the final checking frequencies and are for reference only.
- 2 The some frequencies may exceed the limit line without the specified detectors, but that cannot present the results are failed to the specification of test standard.
- 3 For corrected test results are listed in the relevant table of radiated test data of this test report.



Worldwide Testing Services(Taiwan) Co., Ltd.

Registration number: W6M21012-11105-C-1
FCC ID: T9J-RN171

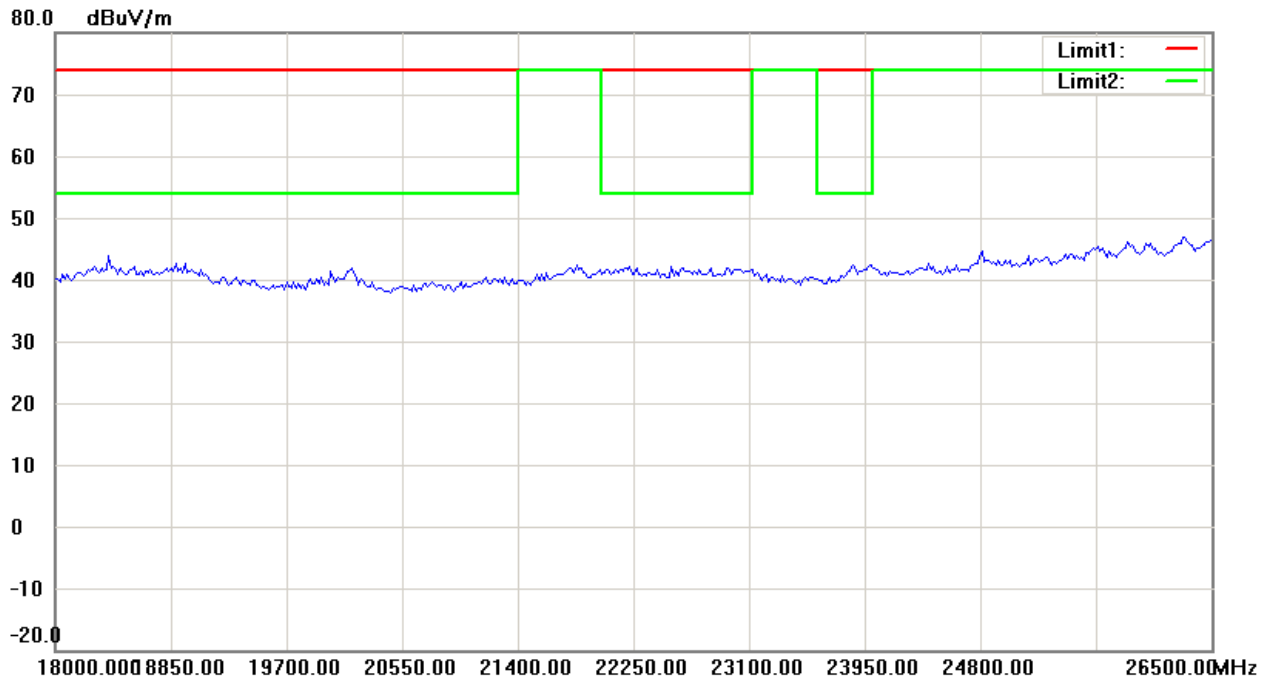
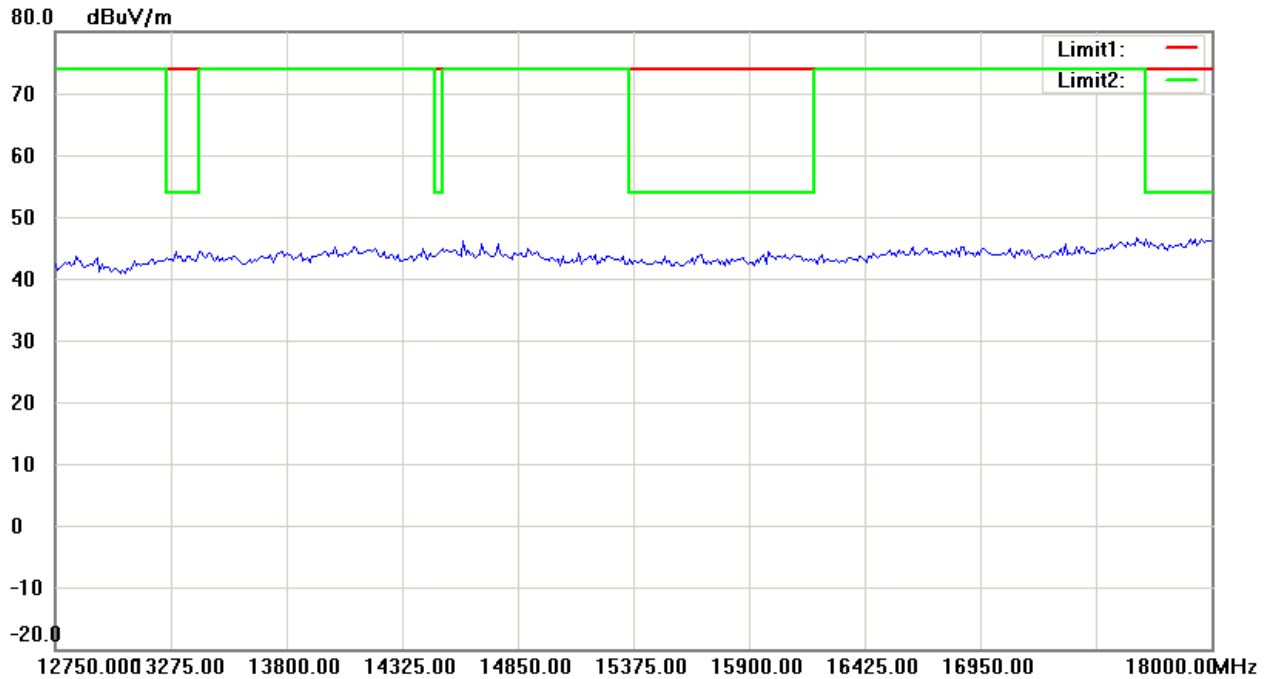


Note: Up Line: Peak Limit Line, Down Line: Ave Limit Line

- 1 The attached measurement plots are preliminarily pre-scanned with peak detector for determining the final checking frequencies and are for reference only.
- 2 The some frequencies may exceed the limit line without the specified detectors, but that cannot present the results are failed to the specification of test standard.
- 3 For corrected test results are listed in the relevant table of radiated test data of this test report.



Registration number: W6M21012-11105-C-1
FCC ID: T9J-RN171



Note: Up Line: Peak Limit Line, Down Line: Ave Limit Line

- 1 The attached measurement plots are preliminarily pre-scanned with peak detector for determining the final checking frequencies and are for reference only.
- 2 The some frequencies may exceed the limit line without the specified detectors, but that cannot present the results are failed to the specification of test standard.
- 3 For corrected test results are listed in the relevant table of radiated test data of this test report.



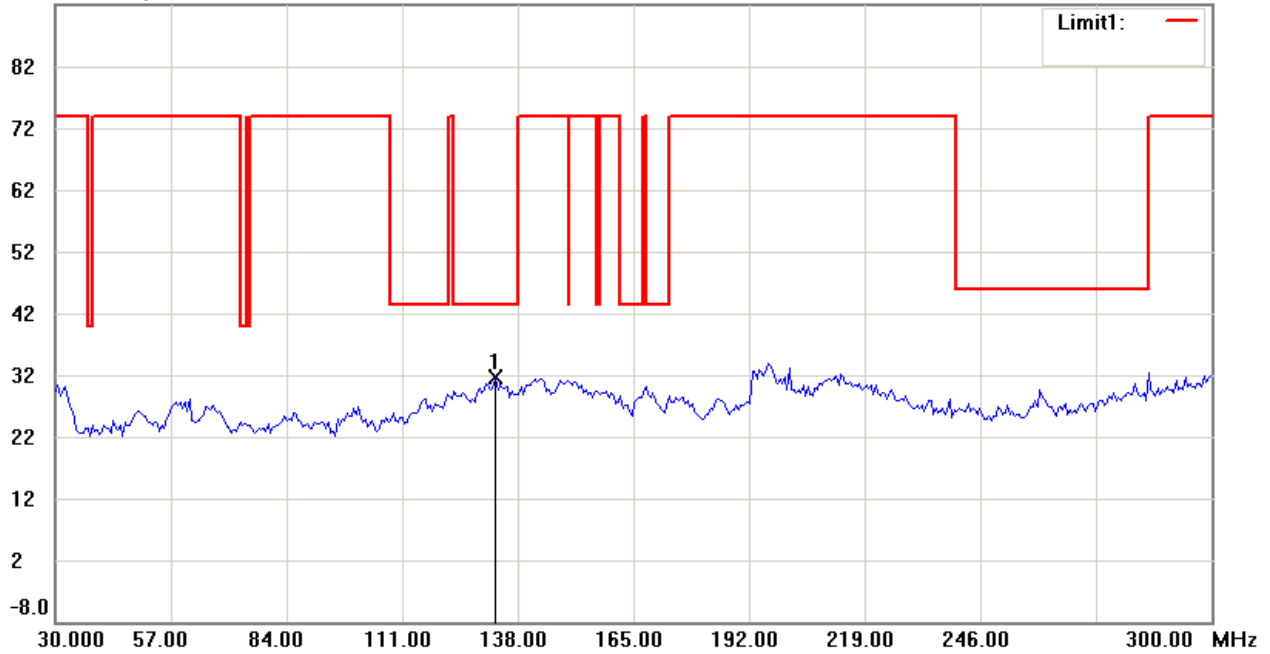
Worldwide Testing Services(Taiwan) Co., Ltd.

Registration number: W6M21012-11105-C-1

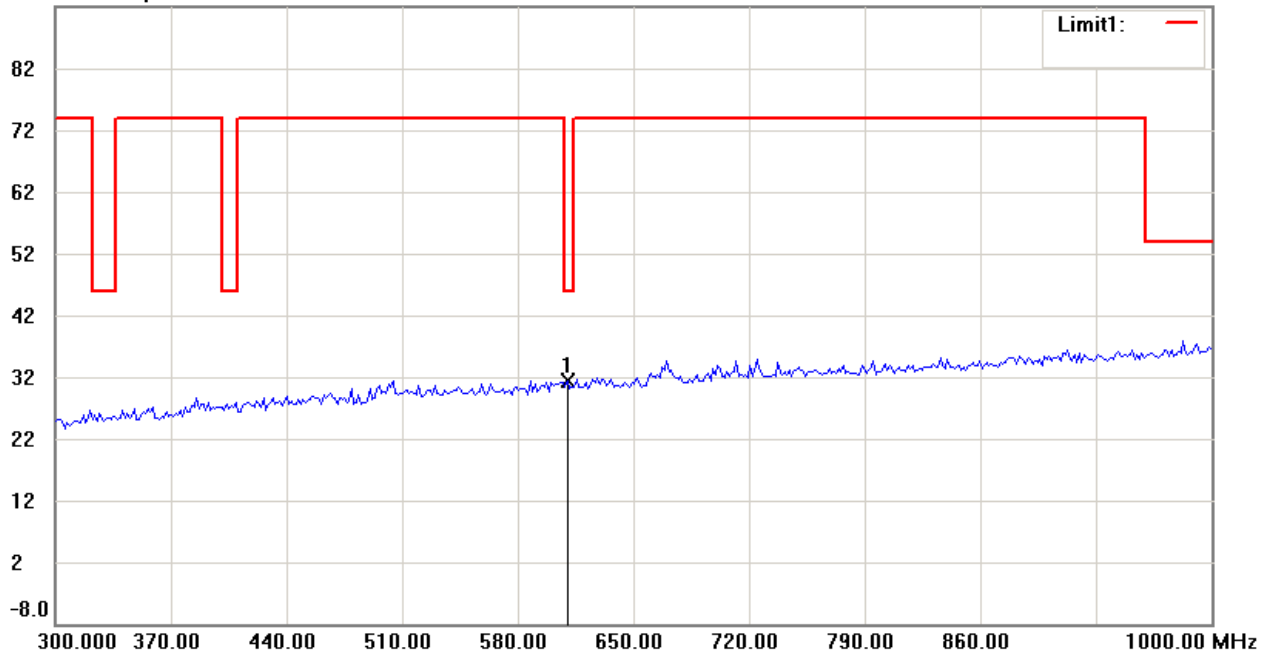
FCC ID: T9J-RN171

Antenna Polarization V

92.0 dBuV/m



92.0 dBuV/m



Note: Up Line: Peak Limit Line, Down Line: Ave Limit Line

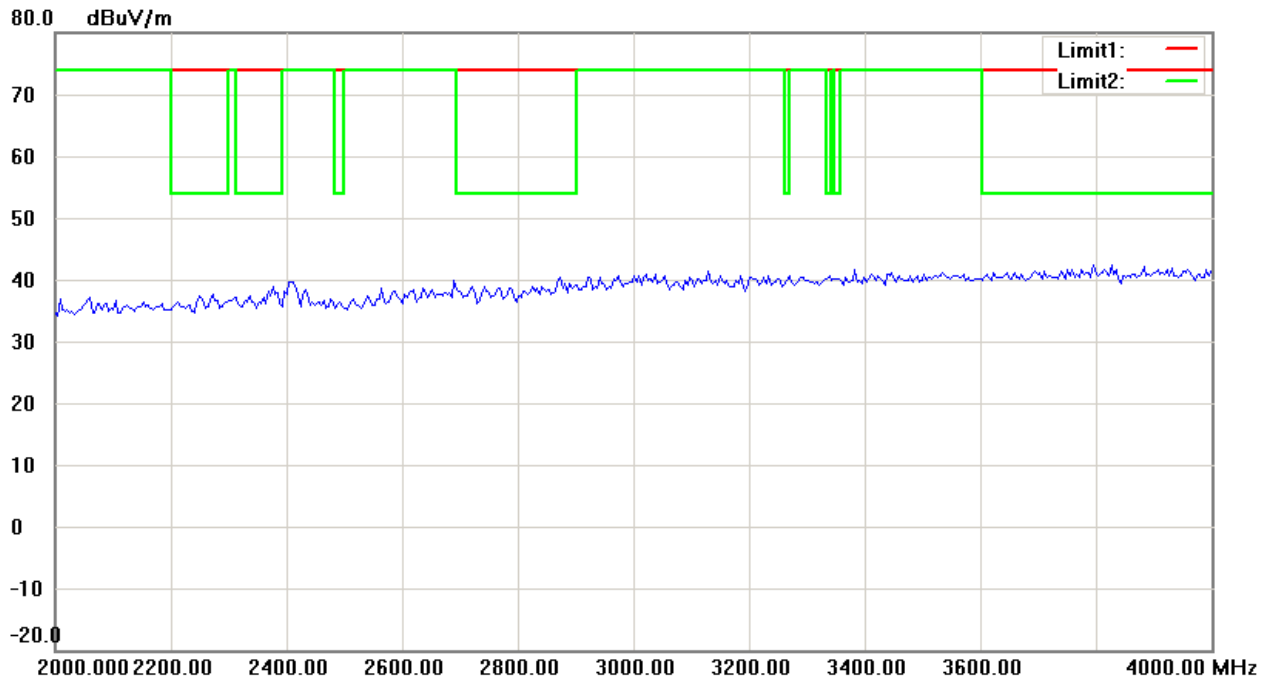
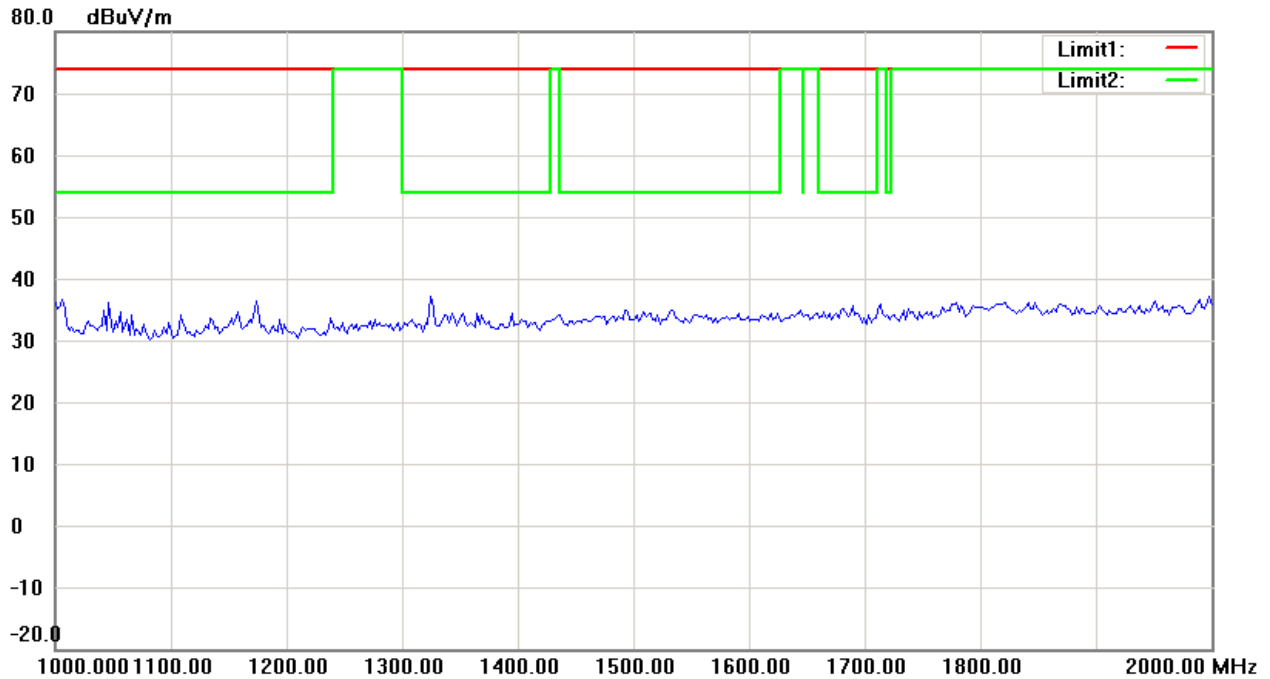
- 1 The attached measurement plots are preliminarily pre-scanned with peak detector for determining the final checking frequencies and are for reference only.
- 2 The some frequencies may exceed the limit line without the specified detectors, but that cannot present the results are failed to the specification of test standard.
- 3 For corrected test results are listed in the relevant table of radiated test data of this test report.



Worldwide Testing Services(Taiwan) Co., Ltd.

Registration number: W6M21012-11105-C-1

FCC ID: T9J-RN171

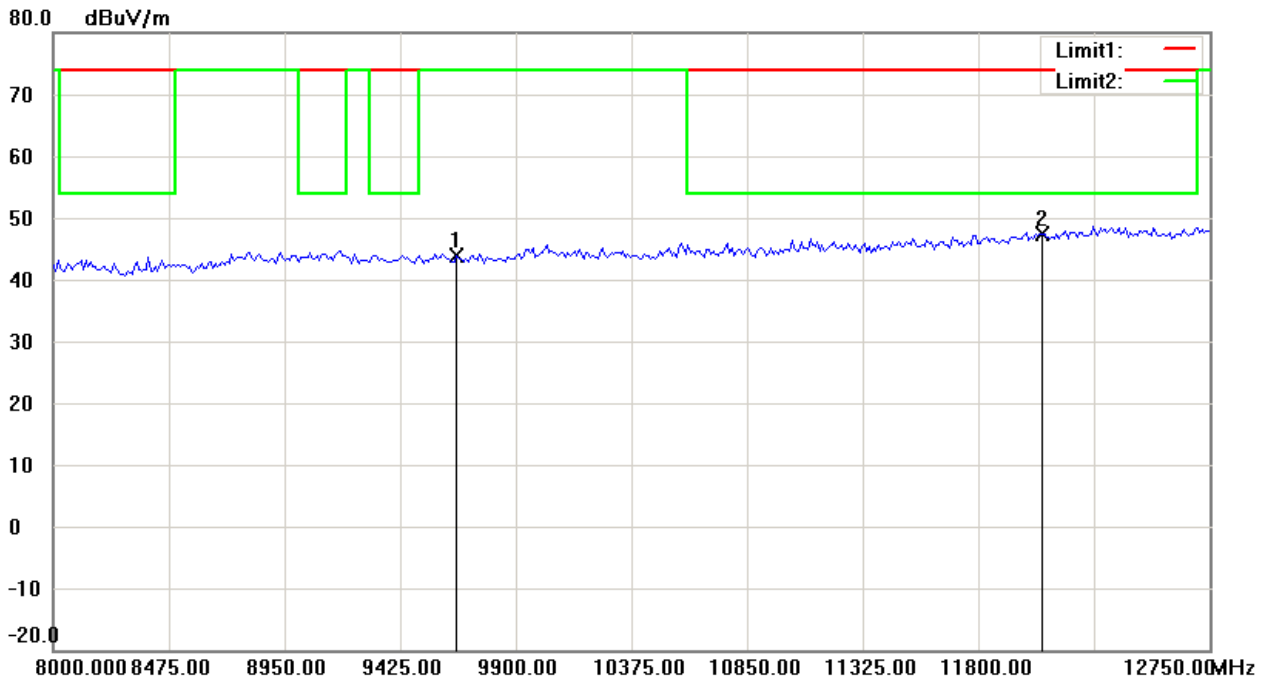
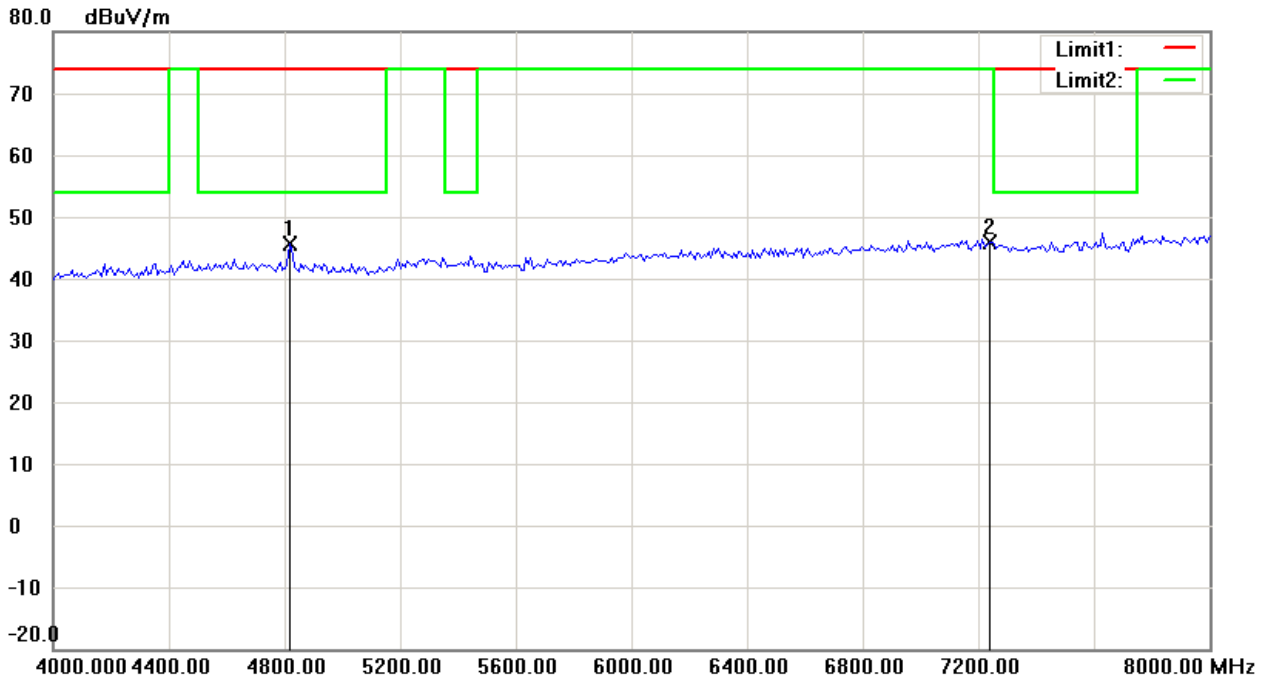


Note: Up Line: Peak Limit Line, Down Line: Ave Limit Line

- 1 The attached measurement plots are preliminarily pre-scanned with peak detector for determining the final checking frequencies and are for reference only.
- 2 The some frequencies may exceed the limit line without the specified detectors, but that cannot present the results are failed to the specification of test standard.
- 3 For corrected test results are listed in the relevant table of radiated test data of this test report.



Registration number: W6M21012-11105-C-1
FCC ID: T9J-RN171



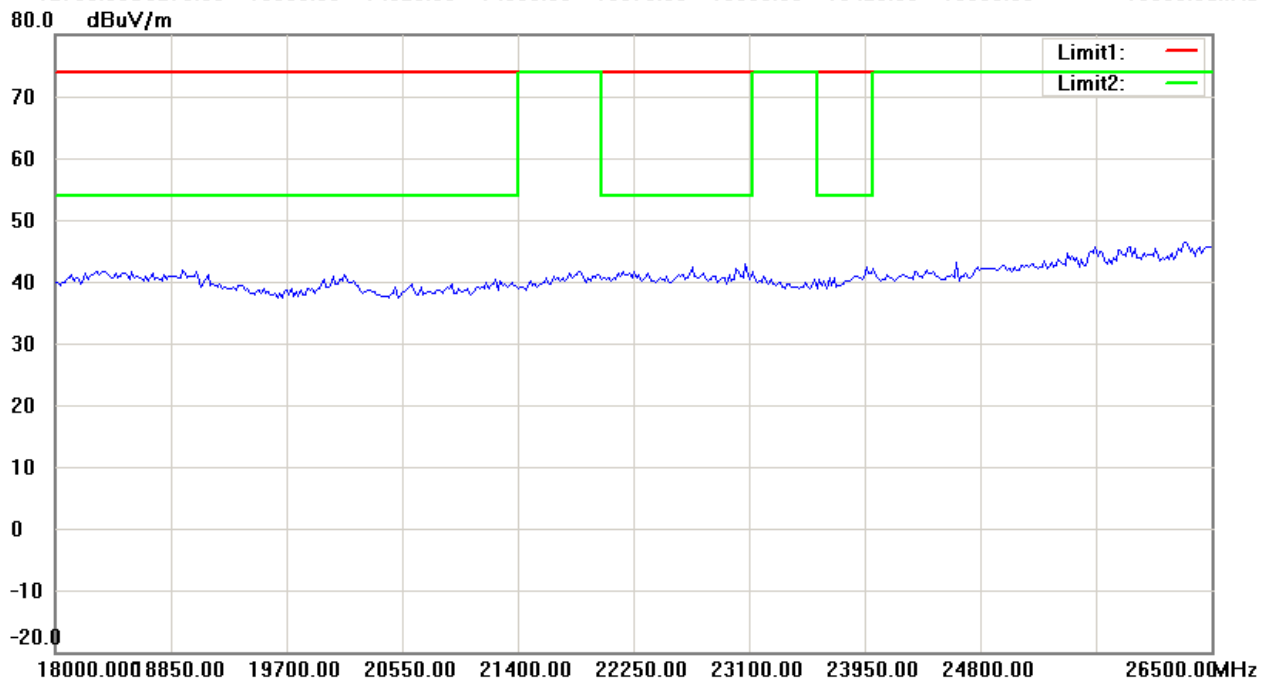
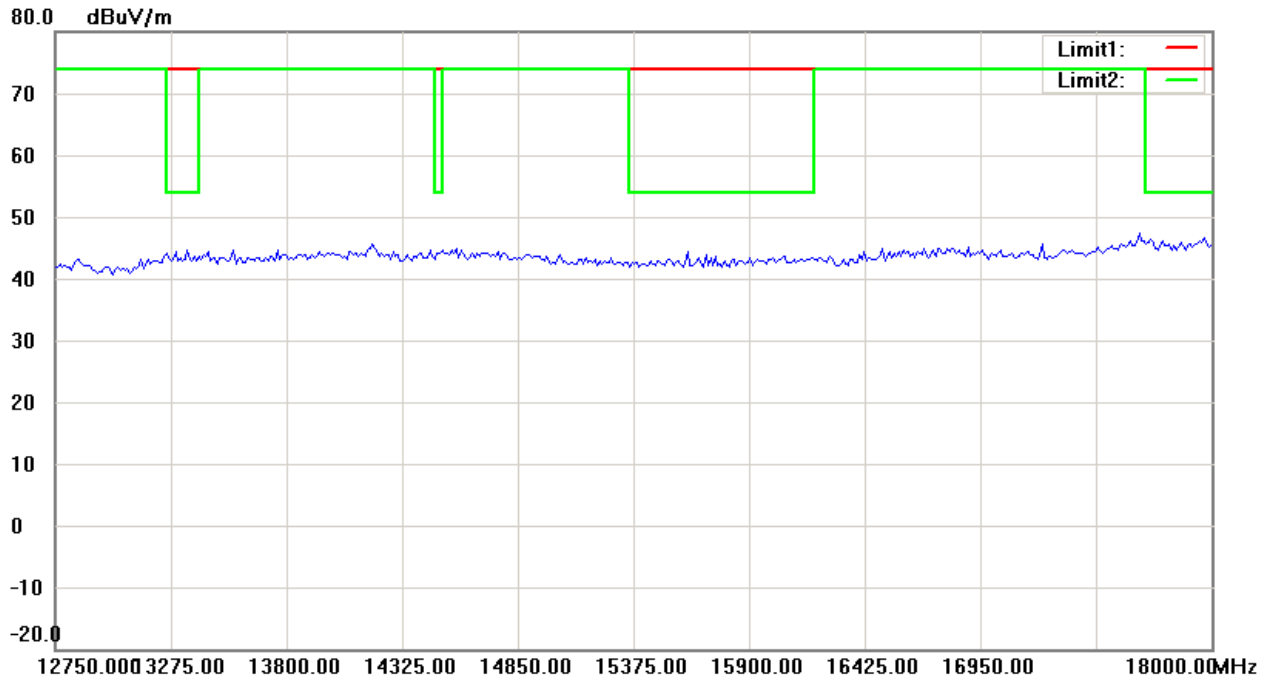
Note: Up Line: Peak Limit Line, Down Line: Ave Limit Line

- 1 The attached measurement plots are preliminarily pre-scanned with peak detector for determining the final checking frequencies and are for reference only.
- 2 The some frequencies may exceed the limit line without the specified detectors, but that cannot present the results are failed to the specification of test standard.
- 3 For corrected test results are listed in the relevant table of radiated test data of this test report.



Worldwide Testing Services(Taiwan) Co., Ltd.

Registration number: W6M21012-11105-C-1
FCC ID: T9J-RN171



Note: Up Line: Peak Limit Line, Down Line: Ave Limit Line

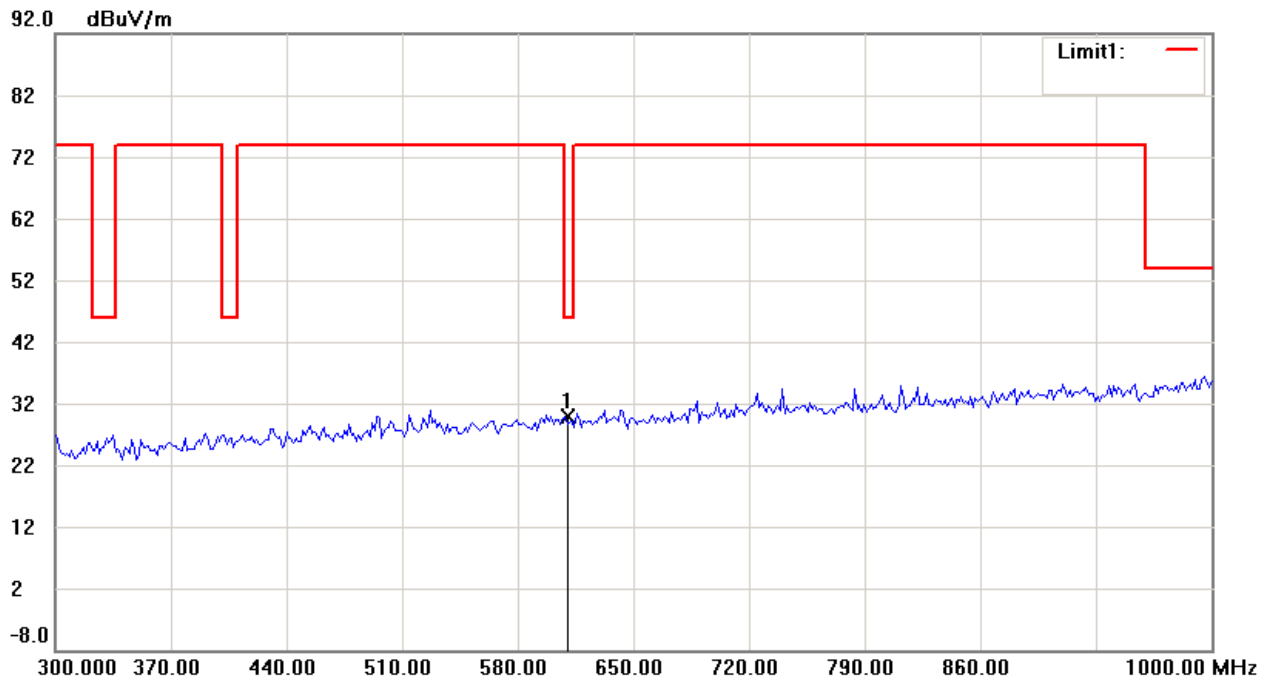
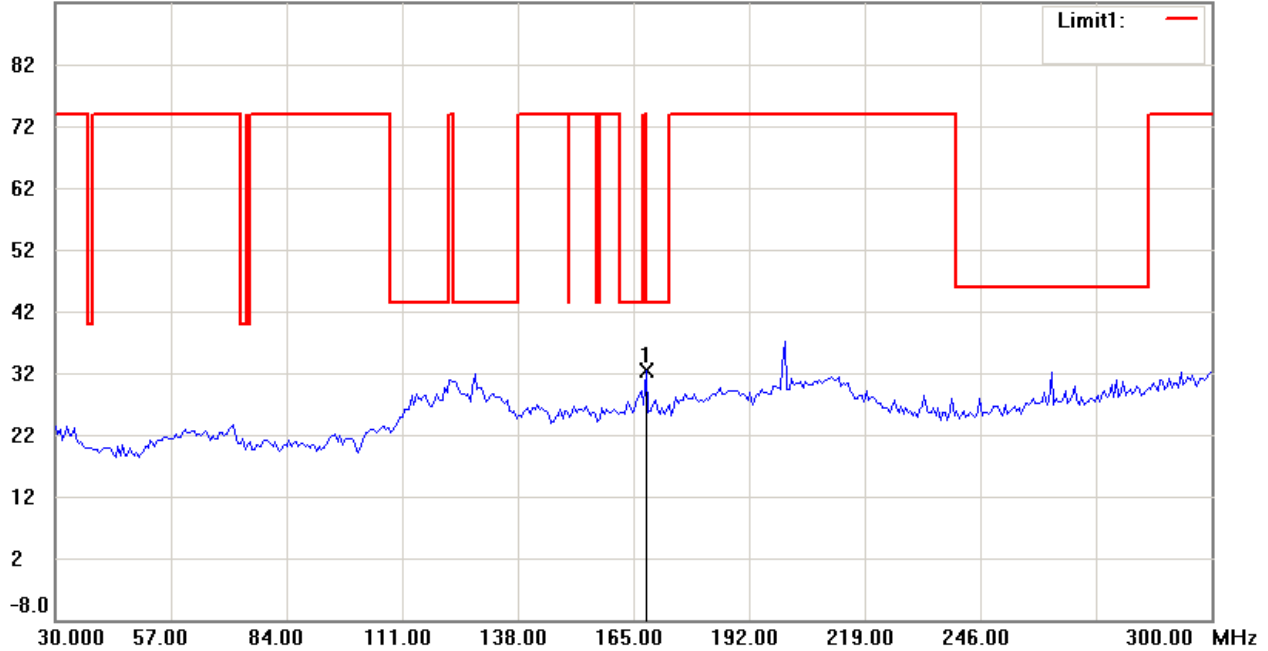
- 1 The attached measurement plots are preliminarily pre-scanned with peak detector for determining the final checking frequencies and are for reference only.
- 2 The some frequencies may exceed the limit line without the specified detectors, but that cannot present the results are failed to the specification of test standard.
- 3 For corrected test results are listed in the relevant table of radiated test data of this test report.



Worldwide Testing Services(Taiwan) Co., Ltd.

Registration number: W6M21012-11105-C-1
FCC ID: T9J-RN171

Channel 6
Antenna Polarization H
92.0 dBuV/m



Note: Up Line: Peak Limit Line, Down Line: Ave Limit Line

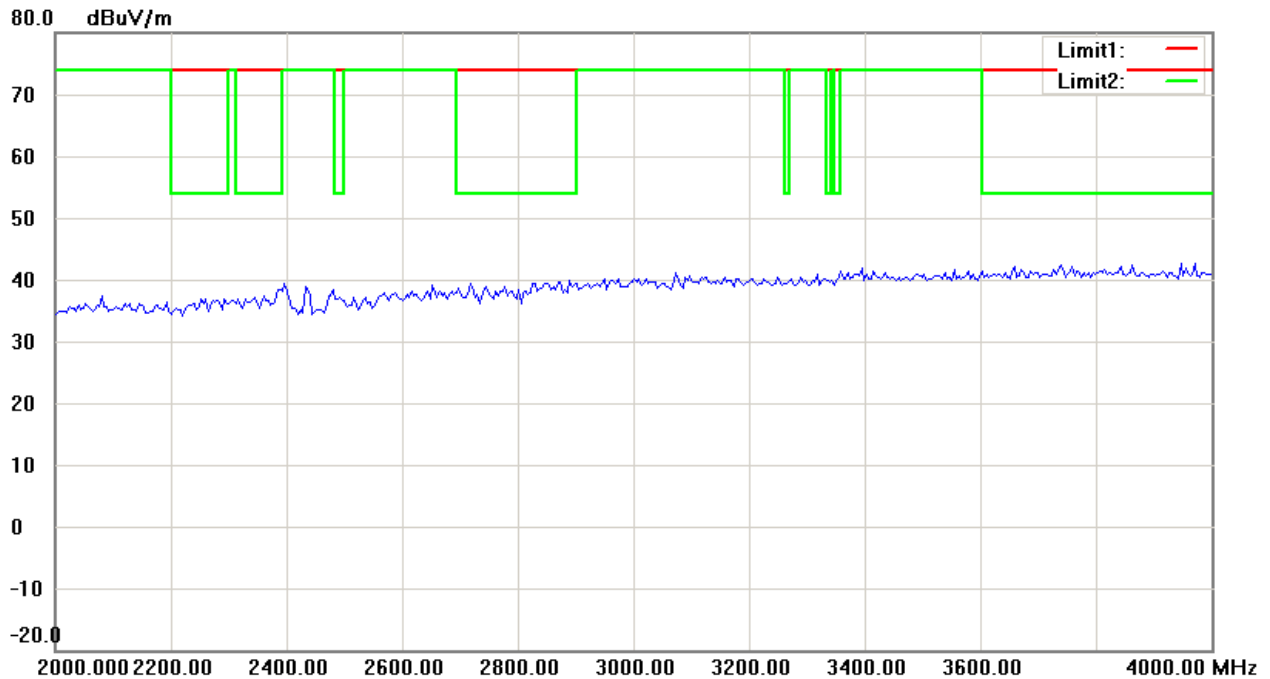
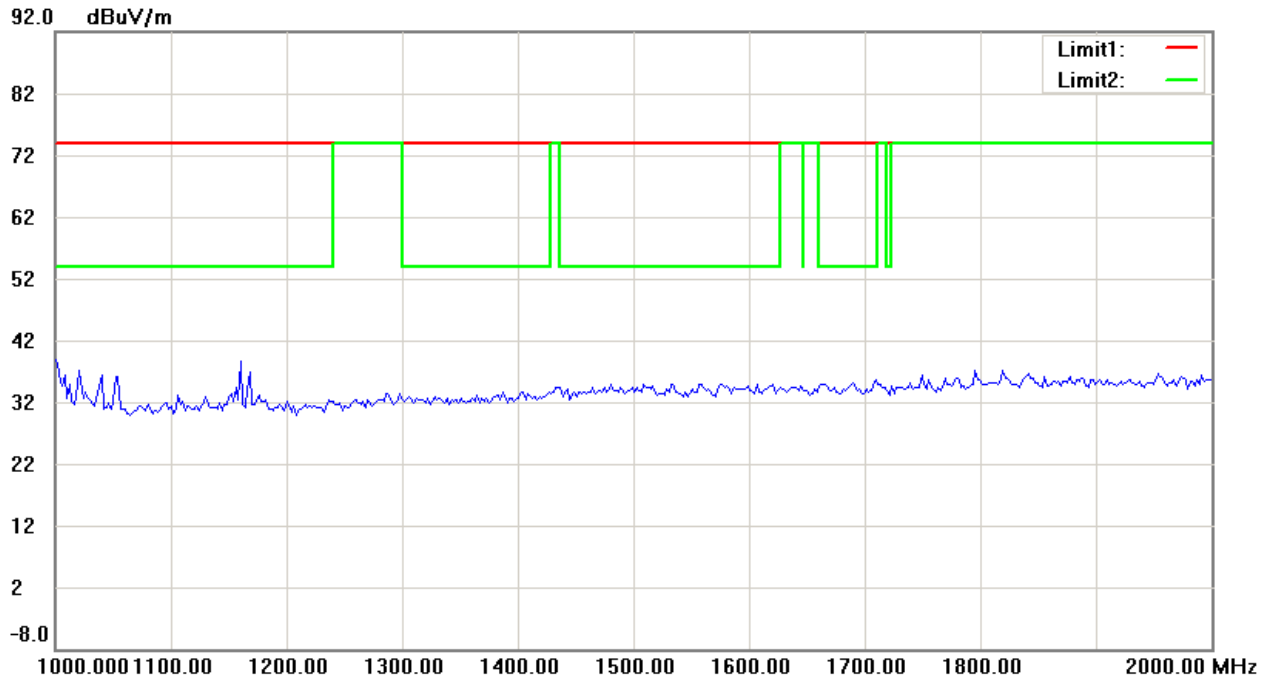
- 1 The attached measurement plots are preliminarily pre-scanned with peak detector for determining the final checking frequencies and are for reference only.
- 2 The some frequencies may exceed the limit line without the specified detectors, but that cannot present the results are failed to the specification of test standard.
- 3 For corrected test results are listed in the relevant table of radiated test data of this test report.



Worldwide Testing Services(Taiwan) Co., Ltd.

Registration number: W6M21012-11105-C-1

FCC ID: T9J-RN171

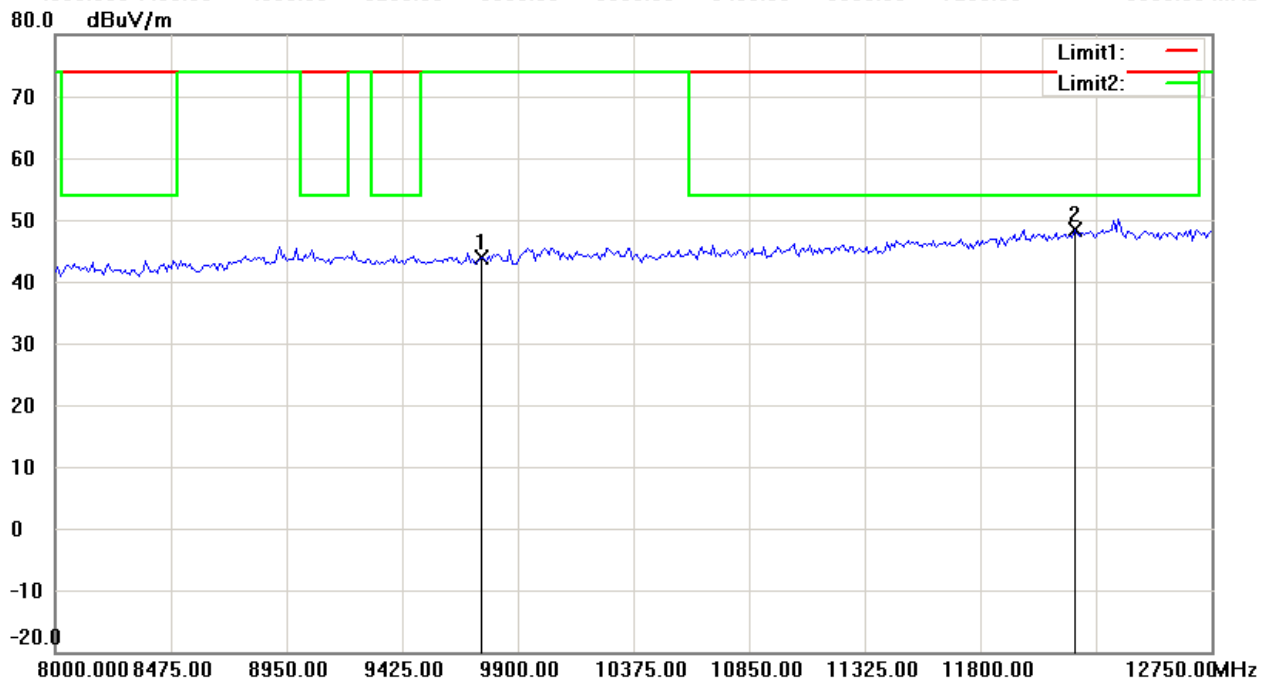
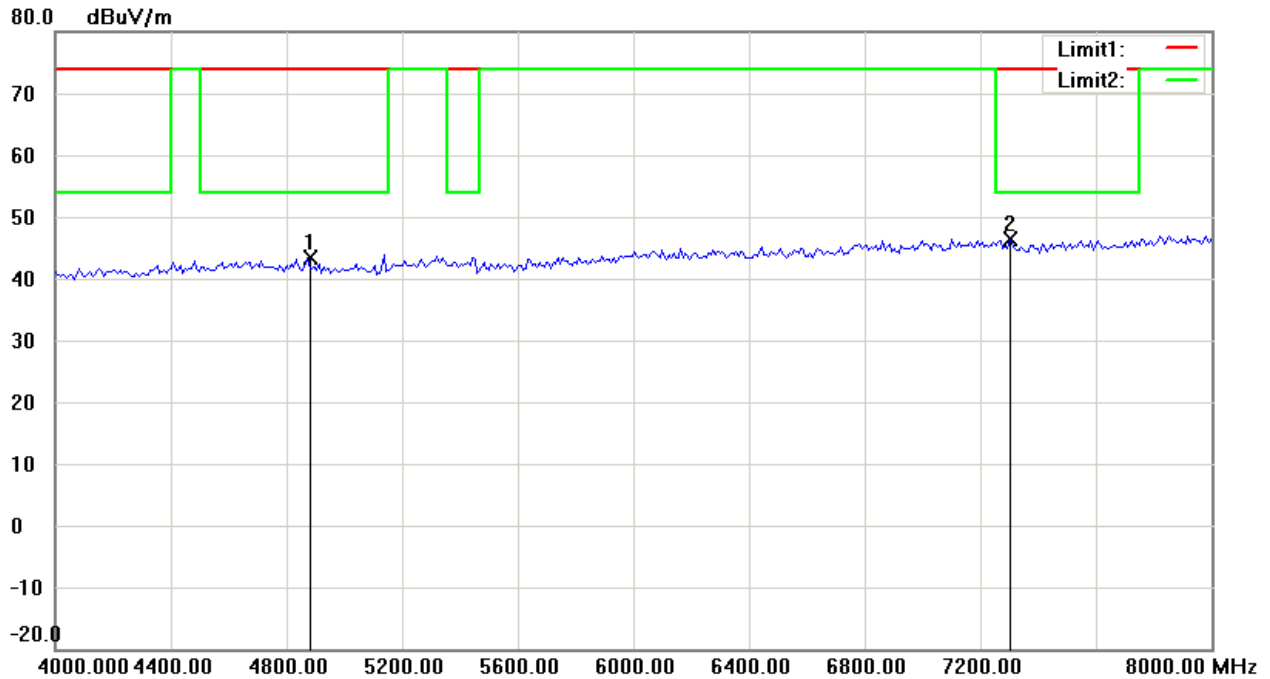


Note: Up Line: Peak Limit Line, Down Line: Ave Limit Line

- 1 The attached measurement plots are preliminarily pre-scanned with peak detector for determining the final checking frequencies and are for reference only.
- 2 The some frequencies may exceed the limit line without the specified detectors, but that cannot present the results are failed to the specification of test standard.
- 3 For corrected test results are listed in the relevant table of radiated test data of this test report.



Registration number: W6M21012-11105-C-1
FCC ID: T9J-RN171



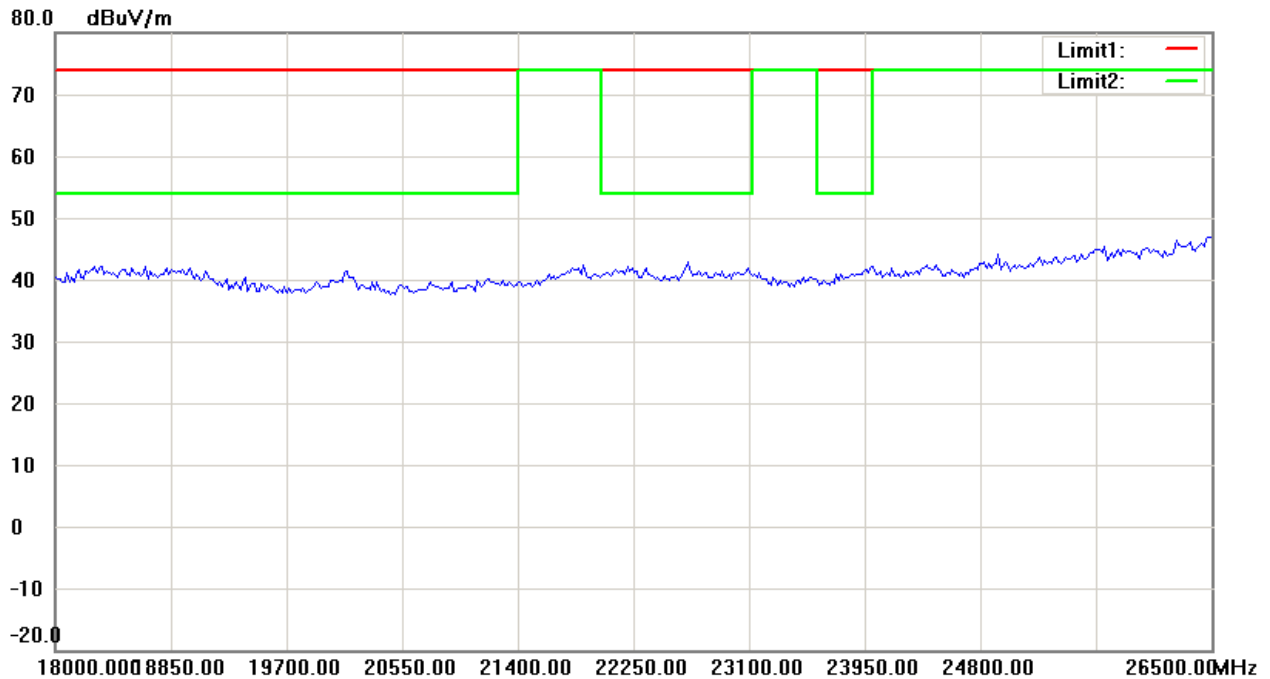
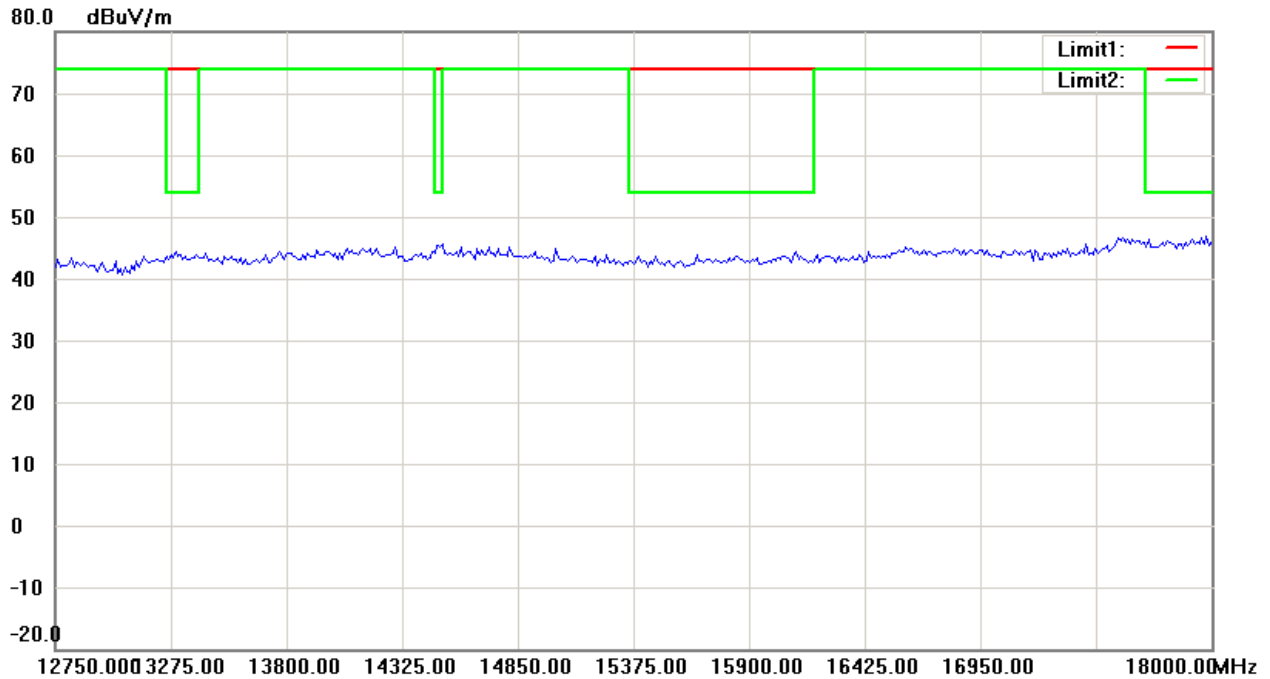
Note: Up Line: Peak Limit Line, Down Line: Ave Limit Line

- 1 The attached measurement plots are preliminarily pre-scanned with peak detector for determining the final checking frequencies and are for reference only.
- 2 The some frequencies may exceed the limit line without the specified detectors, but that cannot present the results are failed to the specification of test standard.
- 3 For corrected test results are listed in the relevant table of radiated test data of this test report.



Worldwide Testing Services(Taiwan) Co., Ltd.

Registration number: W6M21012-11105-C-1
FCC ID: T9J-RN171



Note: Up Line: Peak Limit Line, Down Line: Ave Limit Line

- 1 The attached measurement plots are preliminarily pre-scanned with peak detector for determining the final checking frequencies and are for reference only.
- 2 The some frequencies may exceed the limit line without the specified detectors, but that cannot present the results are failed to the specification of test standard.
- 3 For corrected test results are listed in the relevant table of radiated test data of this test report.



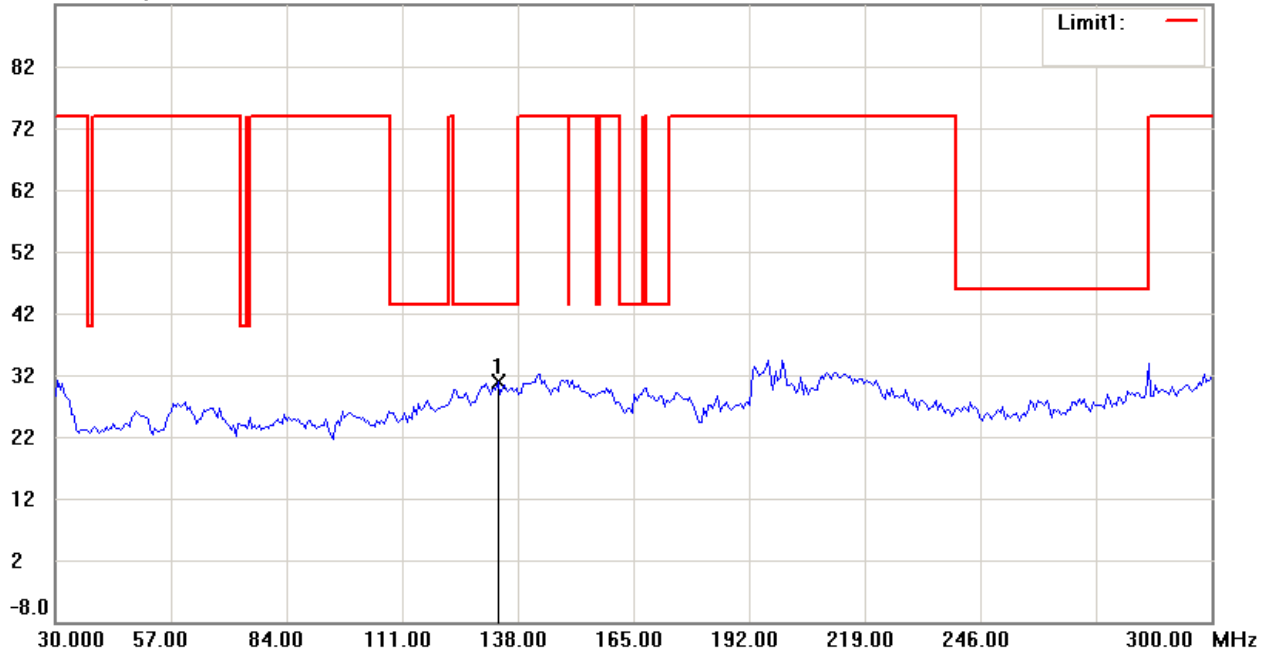
Worldwide Testing Services(Taiwan) Co., Ltd.

Registration number: W6M21012-11105-C-1

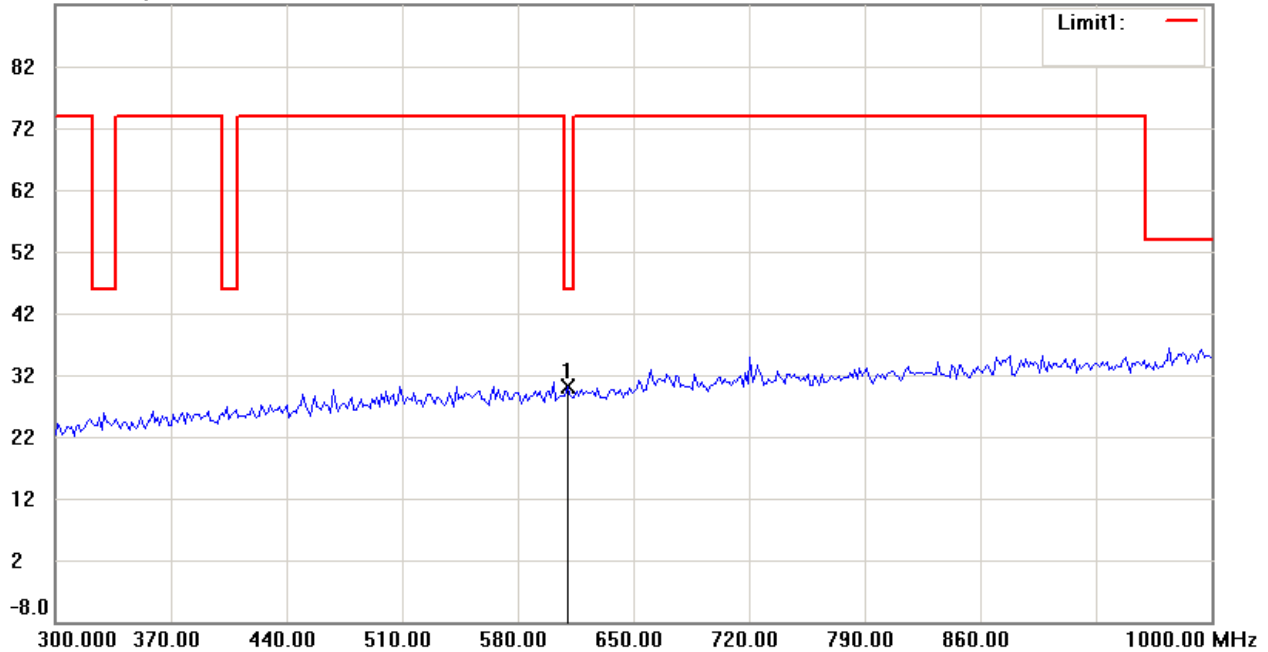
FCC ID: T9J-RN171

Antenna Polarization V

92.0 dBuV/m



92.0 dBuV/m



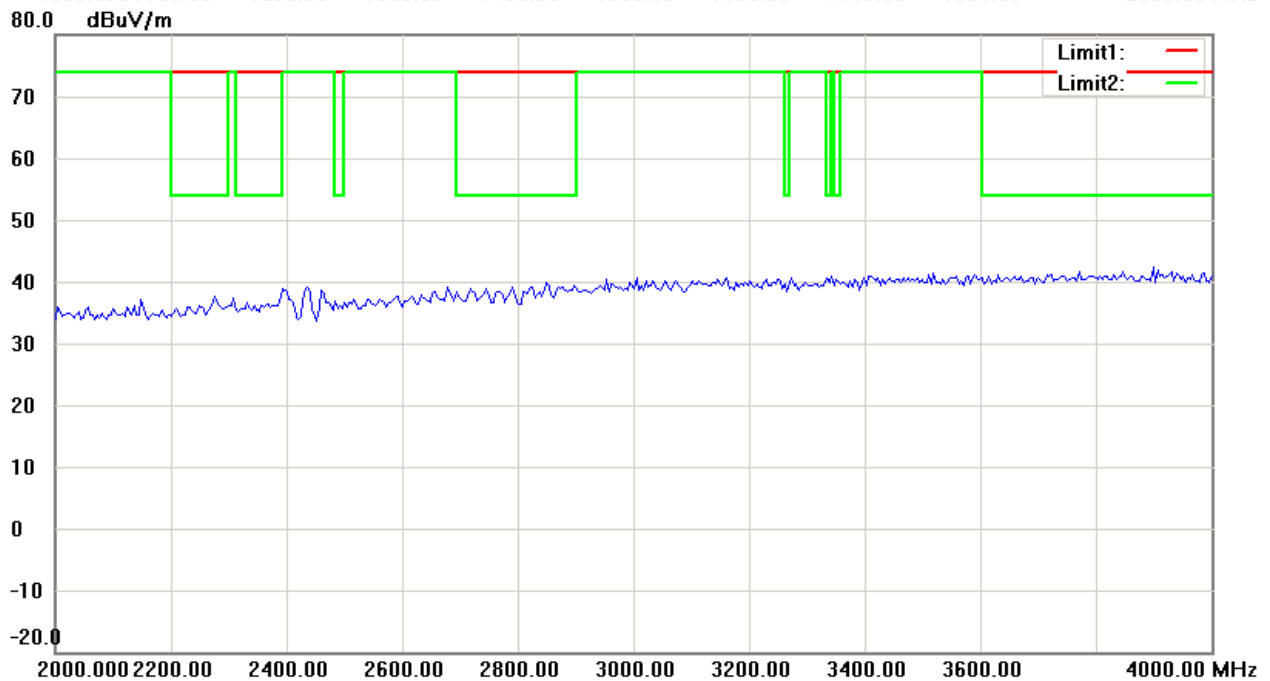
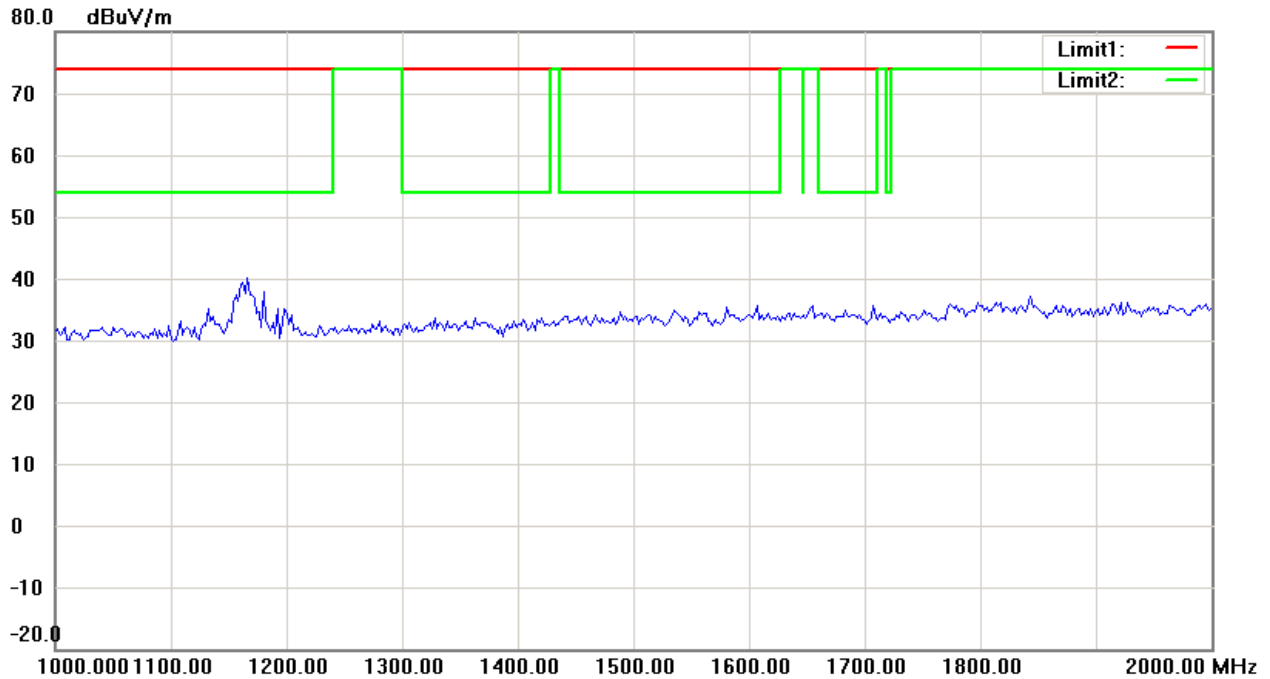
Note: Up Line: Peak Limit Line, Down Line: Ave Limit Line

- 1 The attached measurement plots are preliminarily pre-scanned with peak detector for determining the final checking frequencies and are for reference only.
- 2 The some frequencies may exceed the limit line without the specified detectors, but that cannot present the results are failed to the specification of test standard.
- 3 For corrected test results are listed in the relevant table of radiated test data of this test report.



Worldwide Testing Services(Taiwan) Co., Ltd.

Registration number: W6M21012-11105-C-1
FCC ID: T9J-RN171

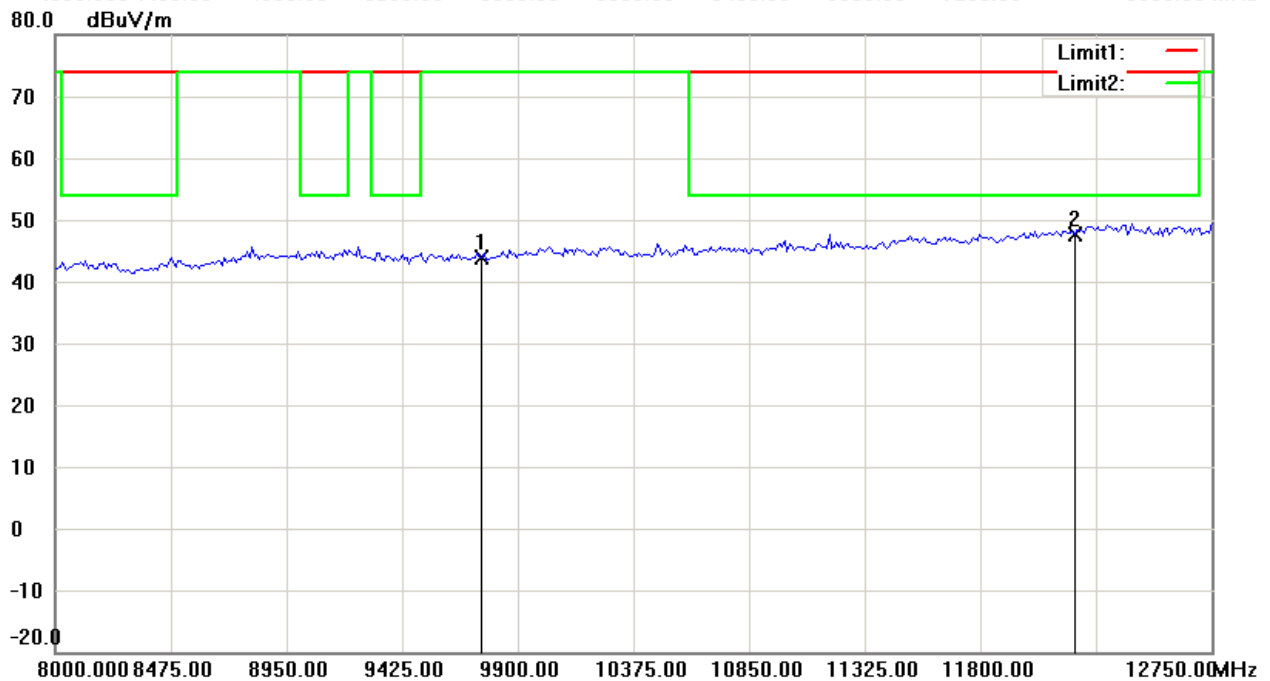
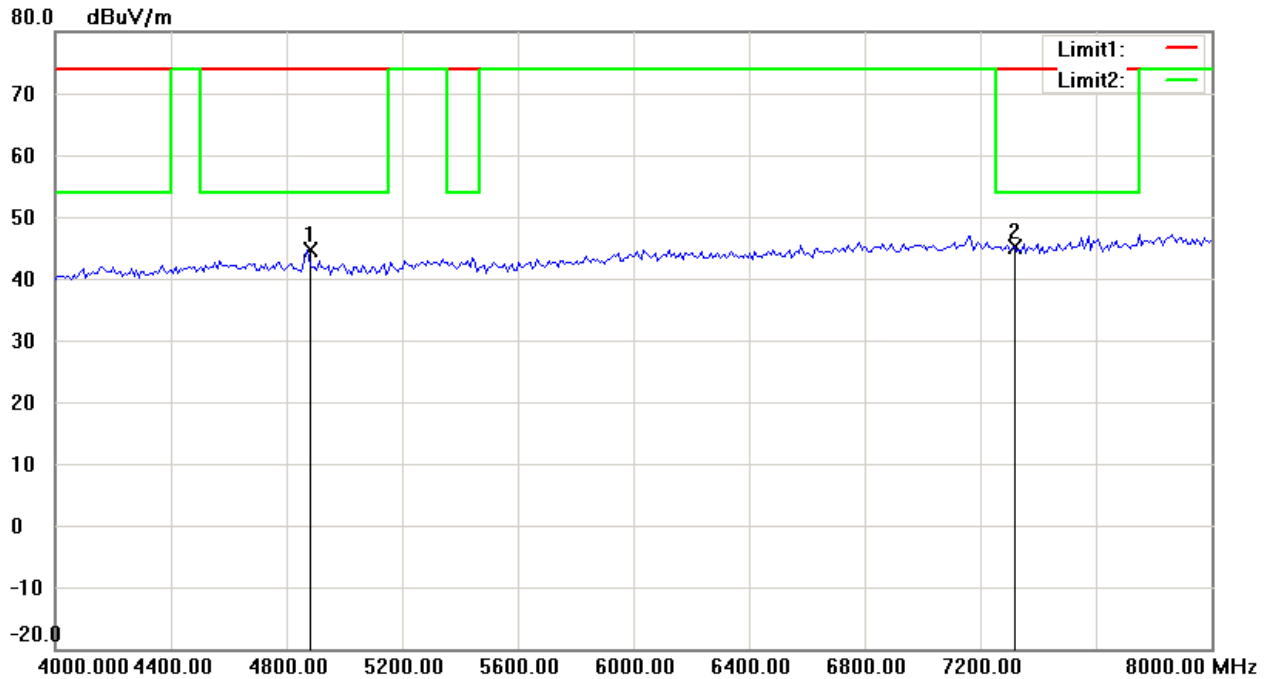


Note: Up Line: Peak Limit Line, Down Line: Ave Limit Line

- 1 The attached measurement plots are preliminarily pre-scanned with peak detector for determining the final checking frequencies and are for reference only.
- 2 The some frequencies may exceed the limit line without the specified detectors, but that cannot present the results are failed to the specification of test standard.
- 3 For corrected test results are listed in the relevant table of radiated test data of this test report.



Registration number: W6M21012-11105-C-1
FCC ID: T9J-RN171



Note: Up Line: Peak Limit Line, Down Line: Ave Limit Line

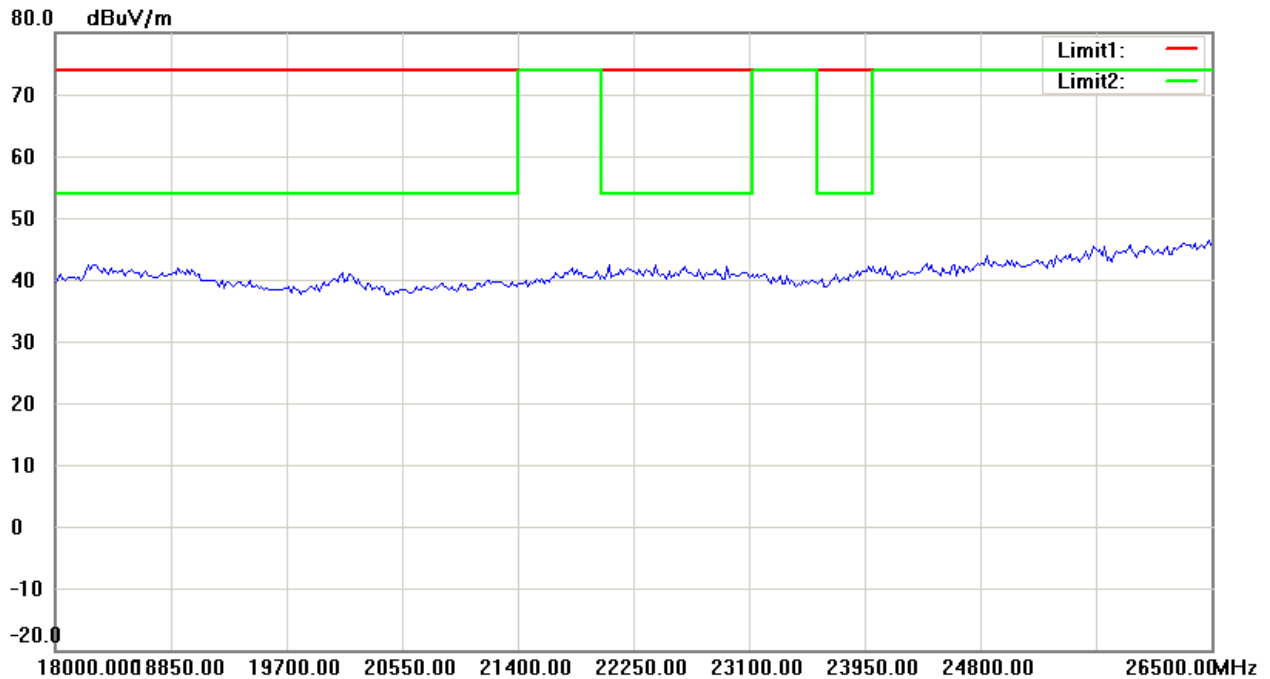
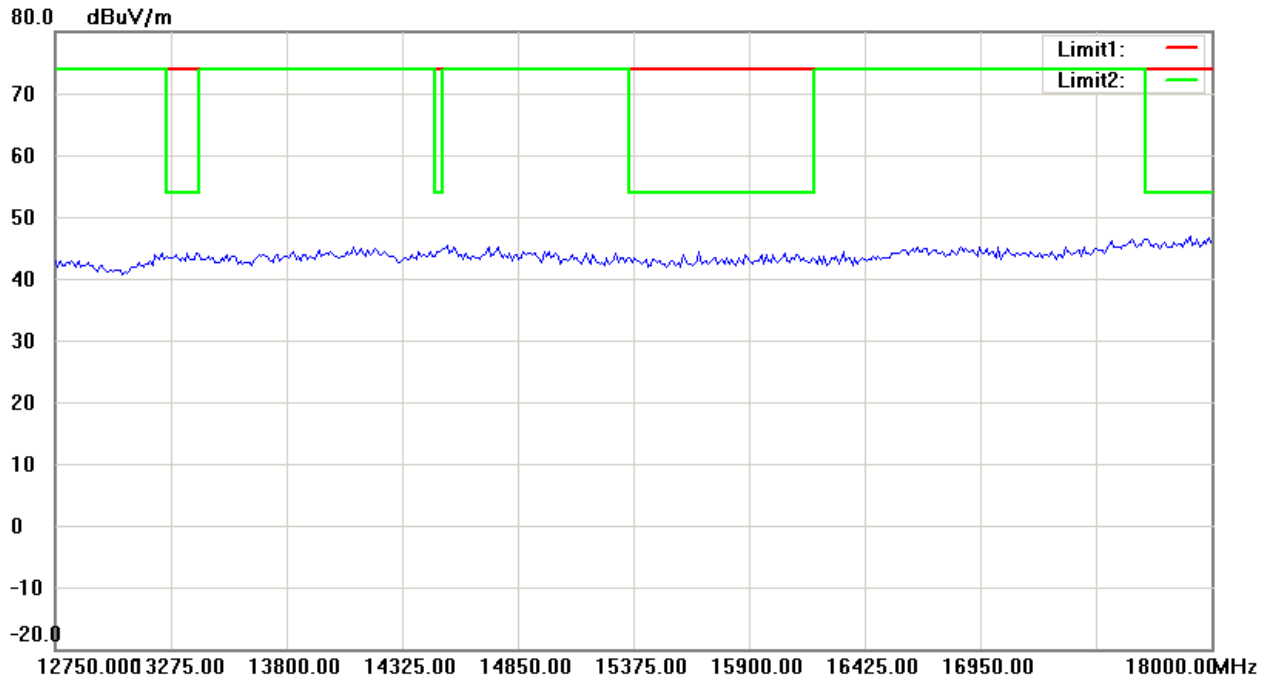
- 1 The attached measurement plots are preliminarily pre-scanned with peak detector for determining the final checking frequencies and are for reference only.
- 2 The some frequencies may exceed the limit line without the specified detectors, but that cannot present the results are failed to the specification of test standard.
- 3 For corrected test results are listed in the relevant table of radiated test data of this test report.



Worldwide Testing Services(Taiwan) Co., Ltd.

Registration number: W6M21012-11105-C-1

FCC ID: T9J-RN171



Note: Up Line: Peak Limit Line, Down Line: Ave Limit Line

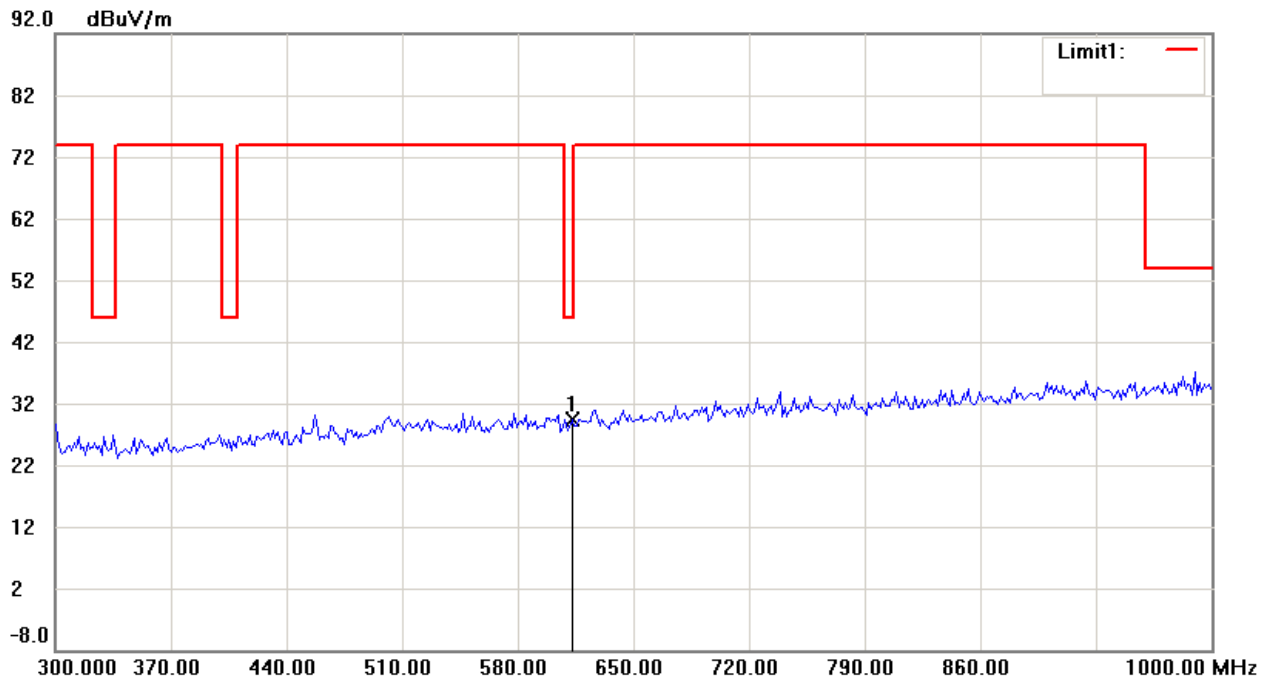
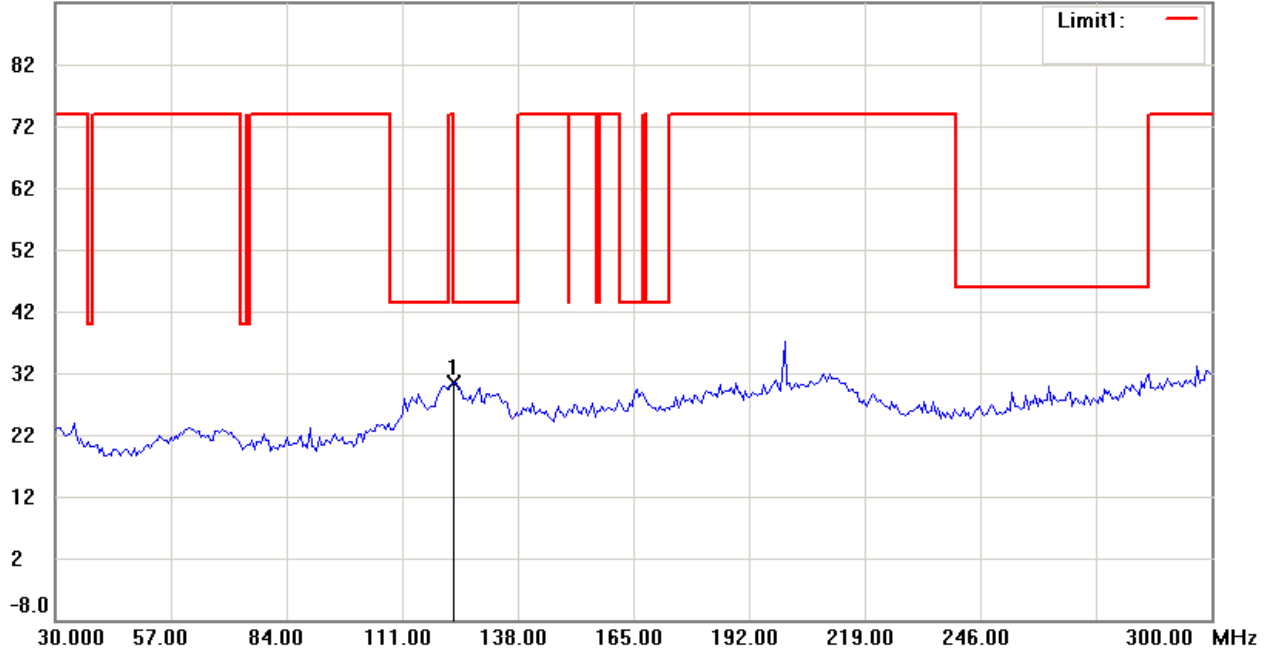
- 1 The attached measurement plots are preliminarily pre-scanned with peak detector for determining the final checking frequencies and are for reference only.
- 2 The some frequencies may exceed the limit line without the specified detectors, but that cannot present the results are failed to the specification of test standard.
- 3 For corrected test results are listed in the relevant table of radiated test data of this test report.



Worldwide Testing Services(Taiwan) Co., Ltd.

Registration number: W6M21012-11105-C-1
FCC ID: T9J-RN171

Channel 11
Antenna Polarization H
92.0 dBuV/m



Note: Up Line: Peak Limit Line, Down Line: Ave Limit Line

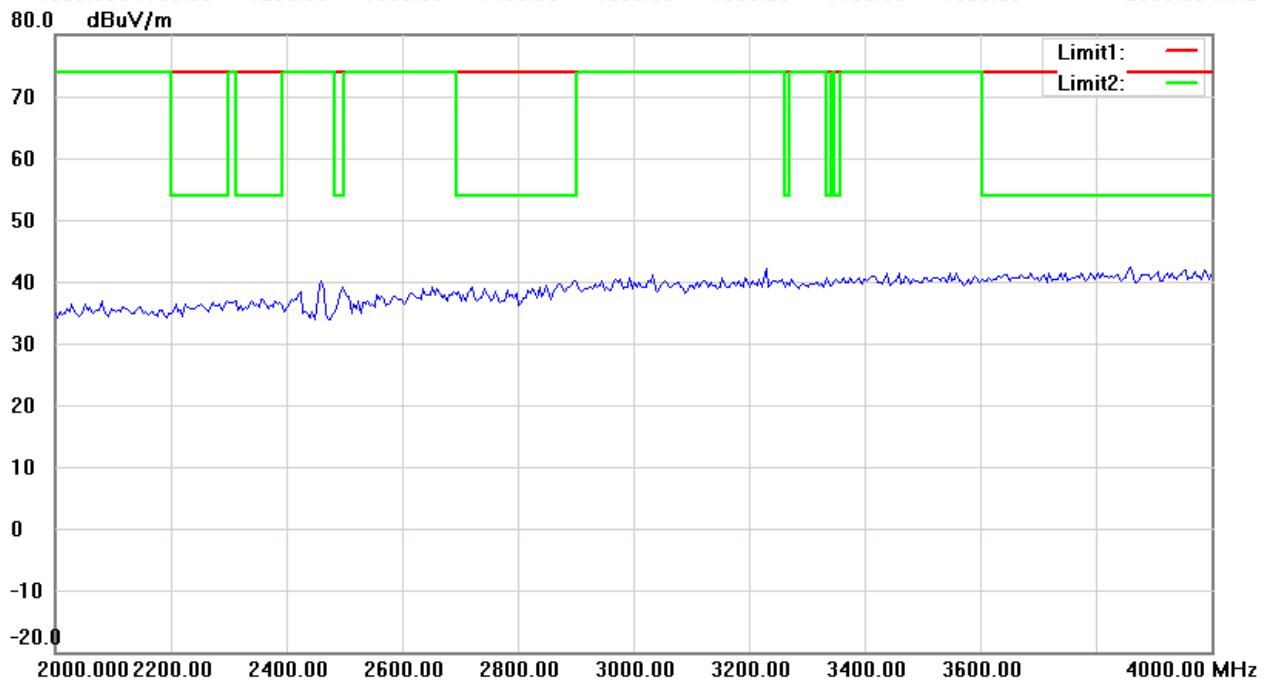
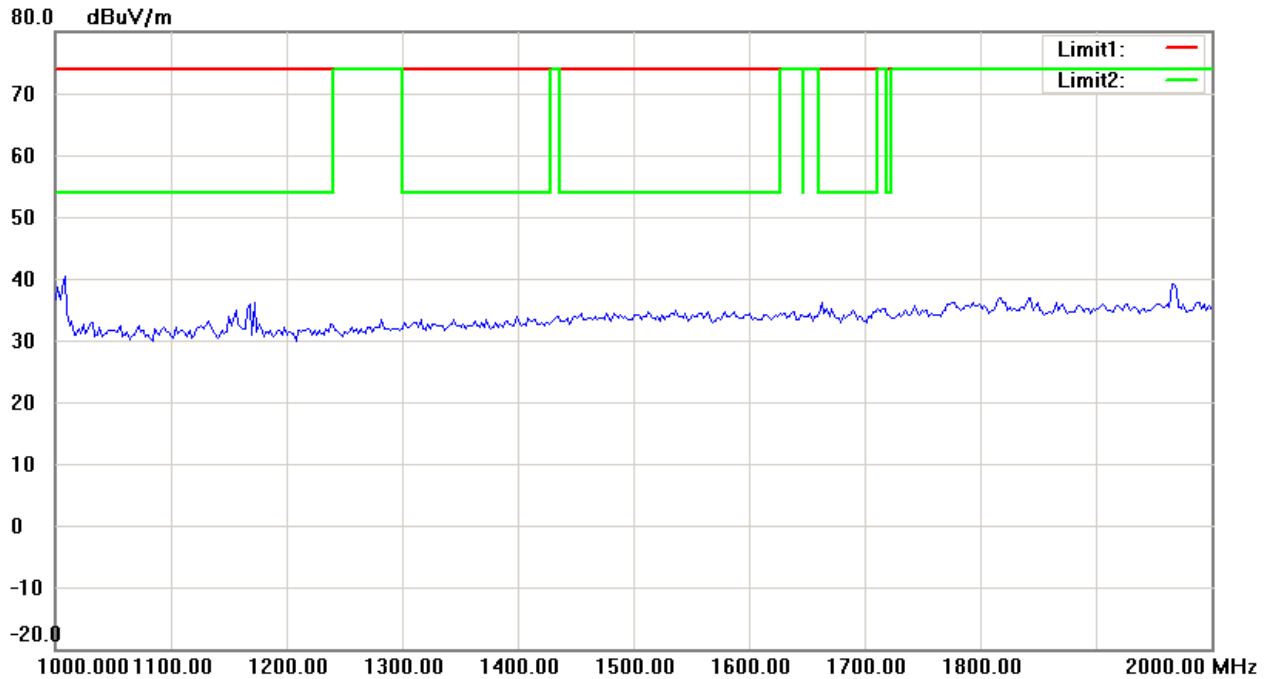
- 1 The attached measurement plots are preliminarily pre-scanned with peak detector for determining the final checking frequencies and are for reference only.
- 2 The some frequencies may exceed the limit line without the specified detectors, but that cannot present the results are failed to the specification of test standard.
- 3 For corrected test results are listed in the relevant table of radiated test data of this test report.



Worldwide Testing Services(Taiwan) Co., Ltd.

Registration number: W6M21012-11105-C-1

FCC ID: T9J-RN171



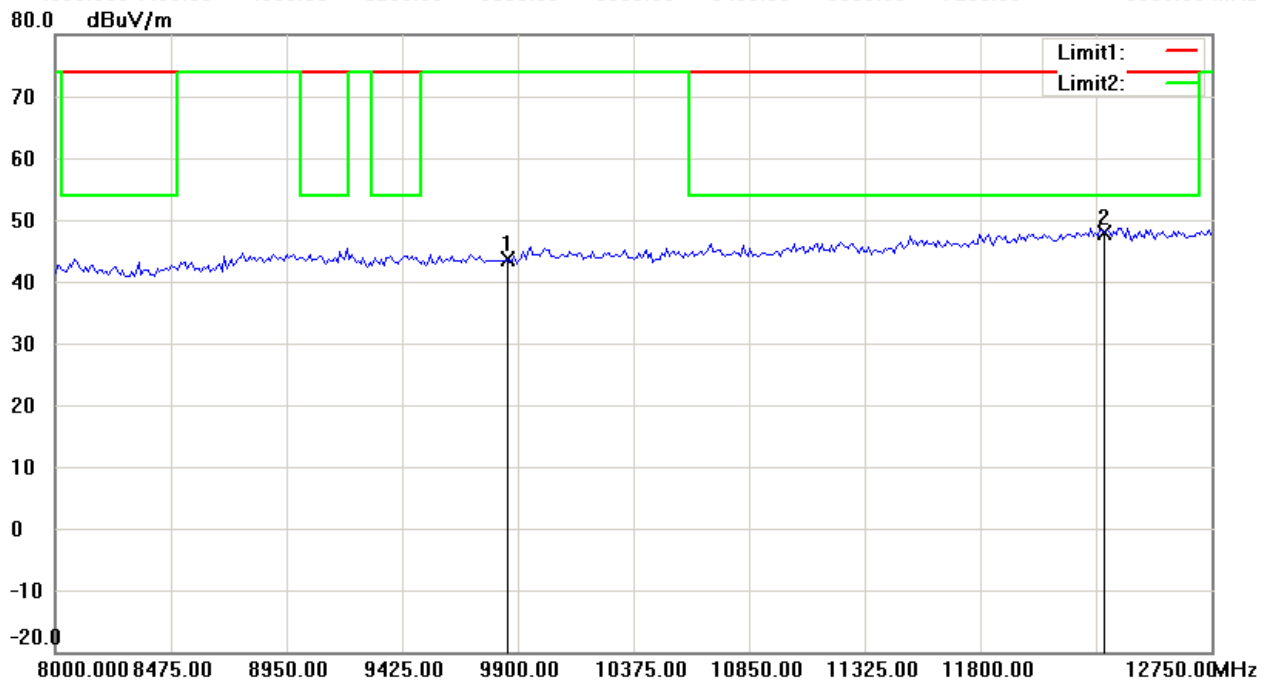
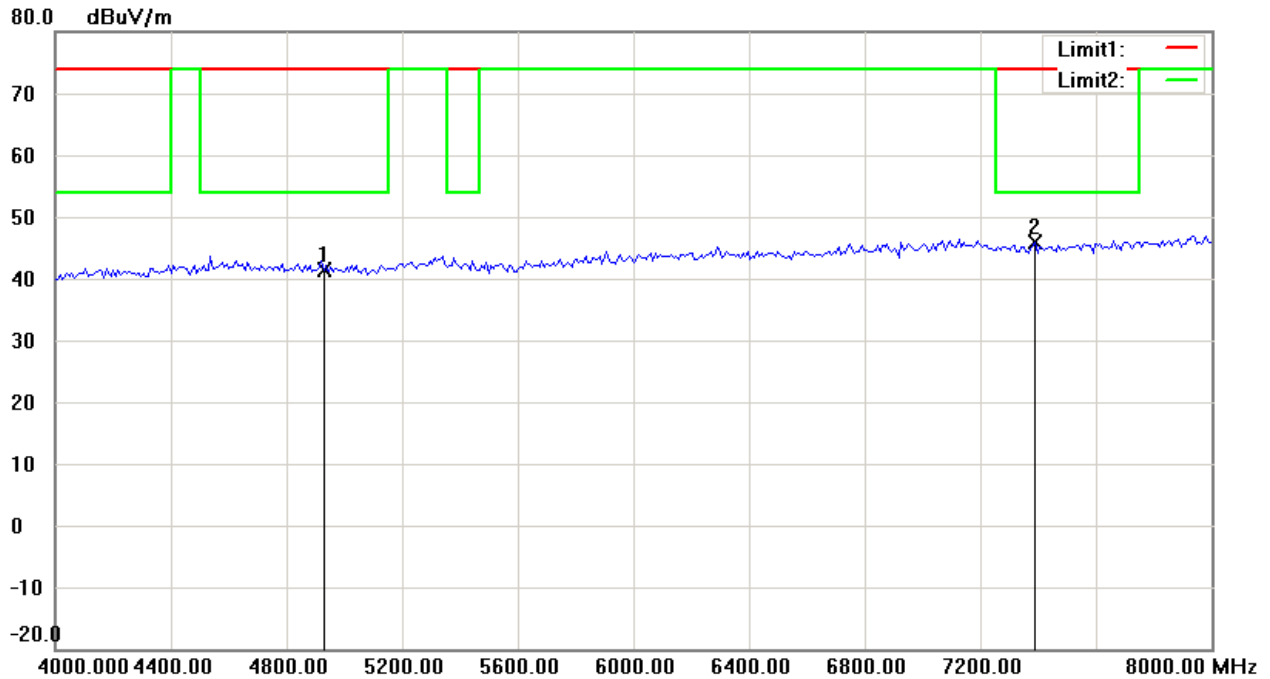
Note: Up Line: Peak Limit Line, Down Line: Ave Limit Line

- 1 The attached measurement plots are preliminarily pre-scanned with peak detector for determining the final checking frequencies and are for reference only.
- 2 The some frequencies may exceed the limit line without the specified detectors, but that cannot present the results are failed to the specification of test standard.
- 3 For corrected test results are listed in the relevant table of radiated test data of this test report.



Worldwide Testing Services(Taiwan) Co., Ltd.

Registration number: W6M21012-11105-C-1
FCC ID: T9J-RN171



Note: Up Line: Peak Limit Line, Down Line: Ave Limit Line

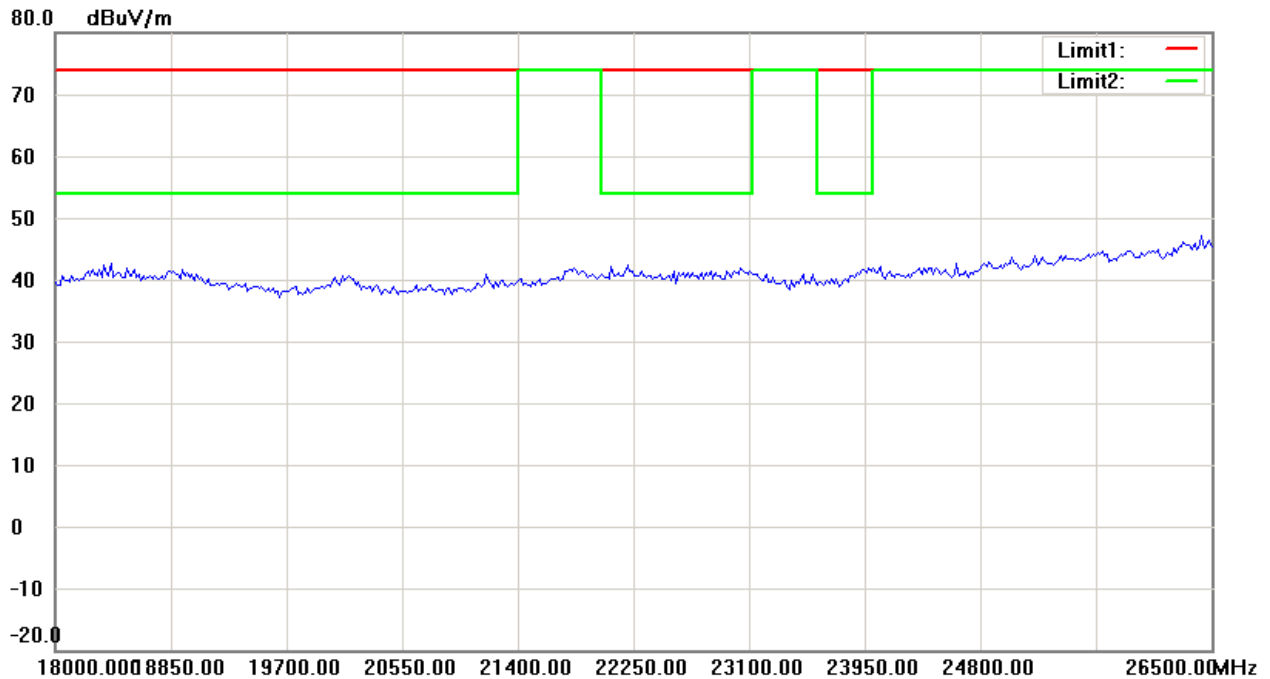
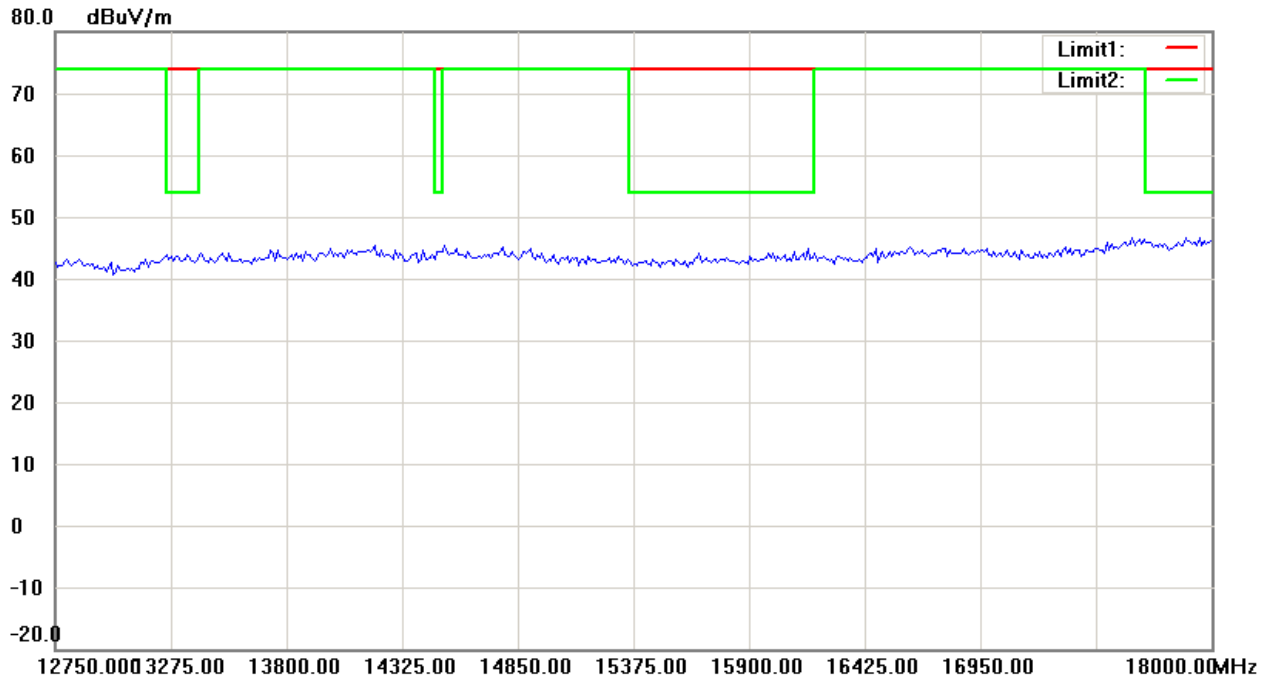
- 1 The attached measurement plots are preliminarily pre-scanned with peak detector for determining the final checking frequencies and are for reference only.
- 2 The some frequencies may exceed the limit line without the specified detectors, but that cannot present the results are failed to the specification of test standard.
- 3 For corrected test results are listed in the relevant table of radiated test data of this test report.



Worldwide Testing Services(Taiwan) Co., Ltd.

Registration number: W6M21012-11105-C-1

FCC ID: T9J-RN171



Note: Up Line: Peak Limit Line, Down Line: Ave Limit Line

- 1 The attached measurement plots are preliminarily pre-scanned with peak detector for determining the final checking frequencies and are for reference only.
- 2 The some frequencies may exceed the limit line without the specified detectors, but that cannot present the results are failed to the specification of test standard.
- 3 For corrected test results are listed in the relevant table of radiated test data of this test report.



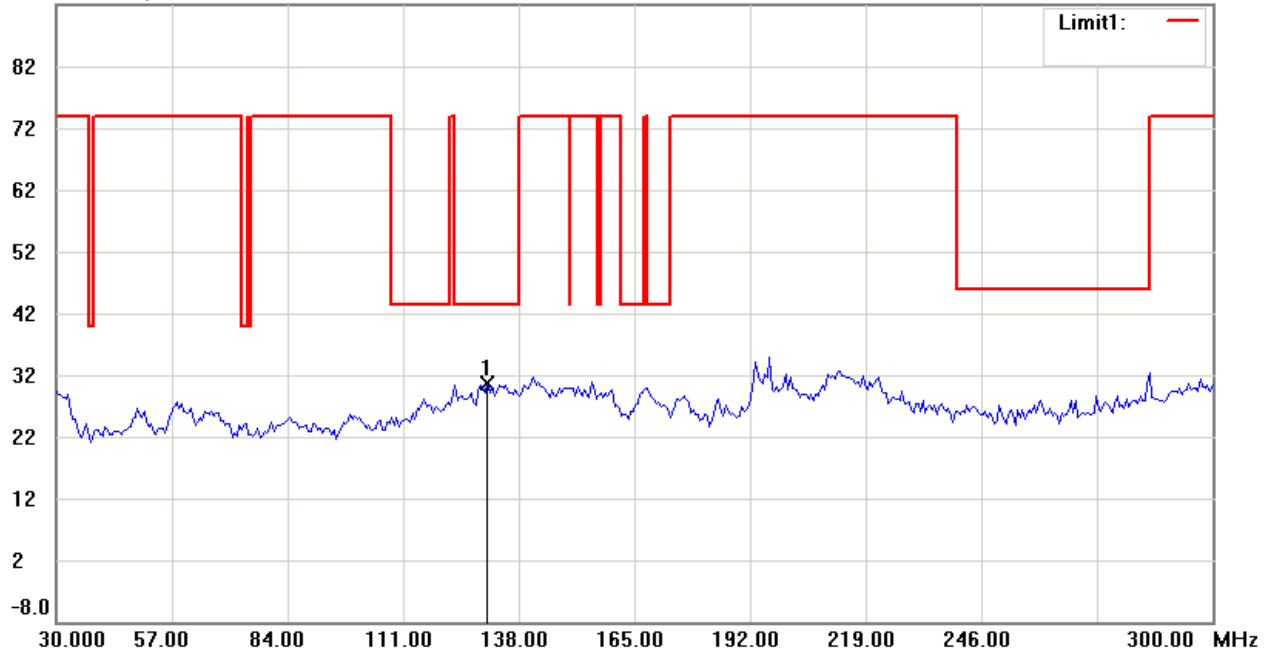
Worldwide Testing Services(Taiwan) Co., Ltd.

Registration number: W6M21012-11105-C-1

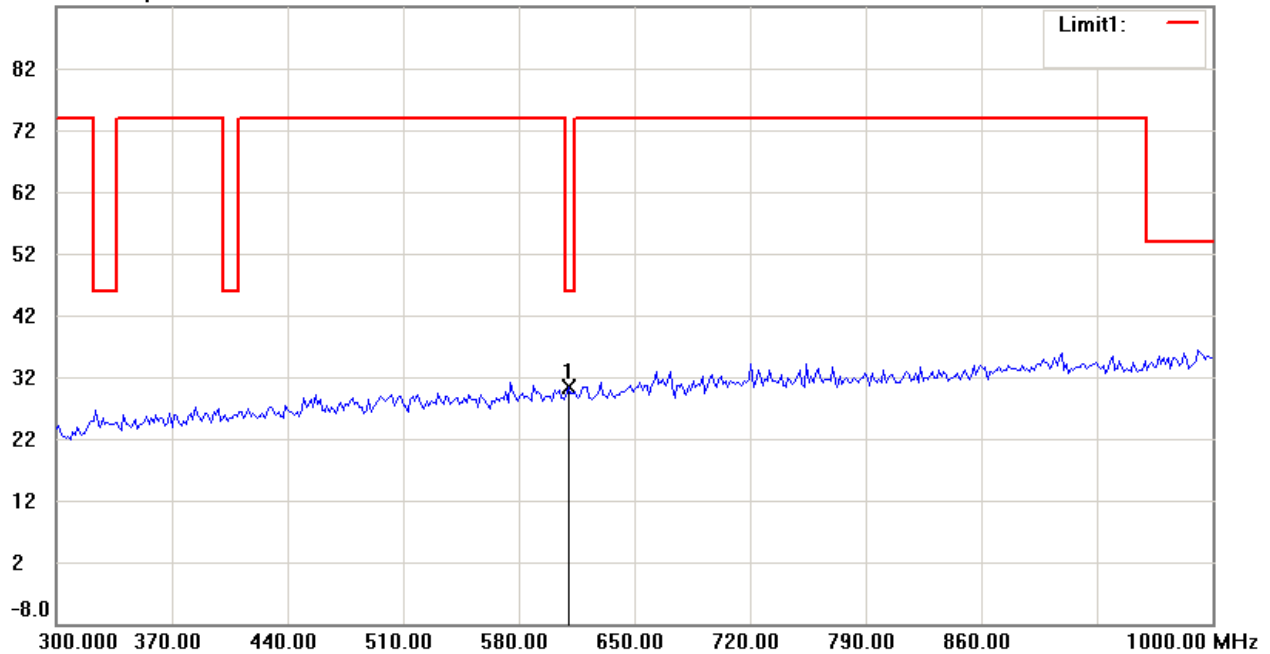
FCC ID: T9J-RN171

Antenna Polarization V

92.0 dBuV/m



92.0 dBuV/m



Note: Up Line: Peak Limit Line, Down Line: Ave Limit Line

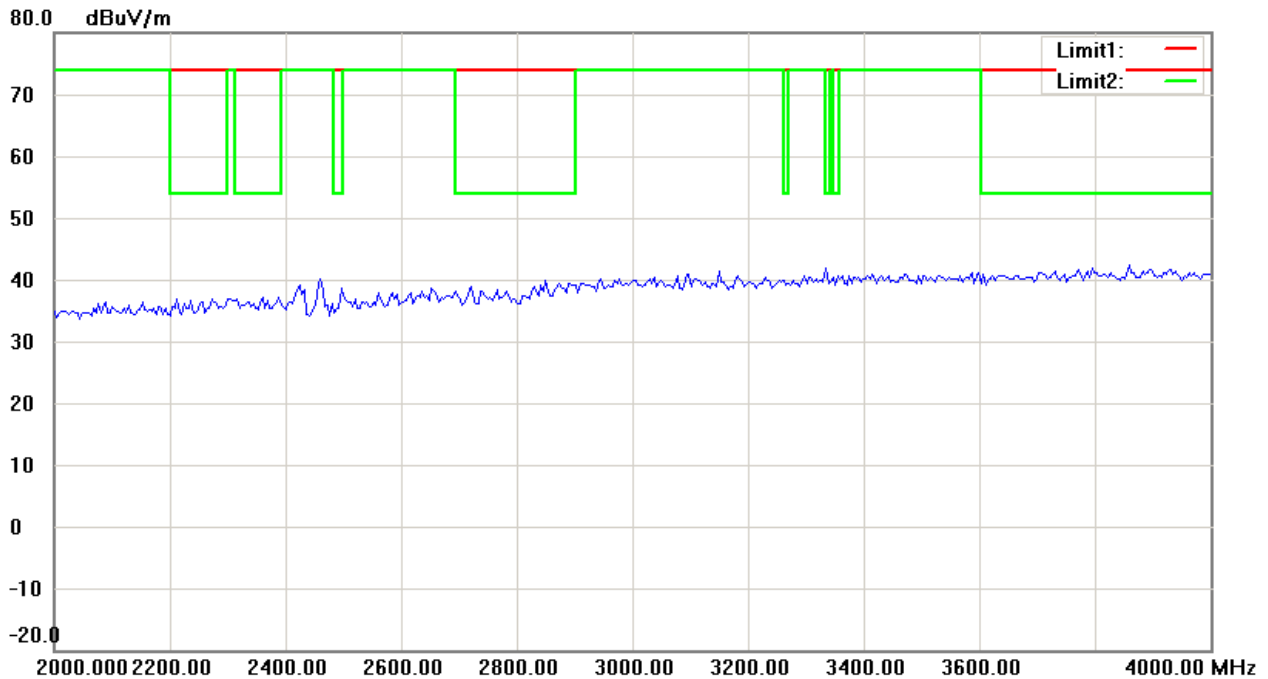
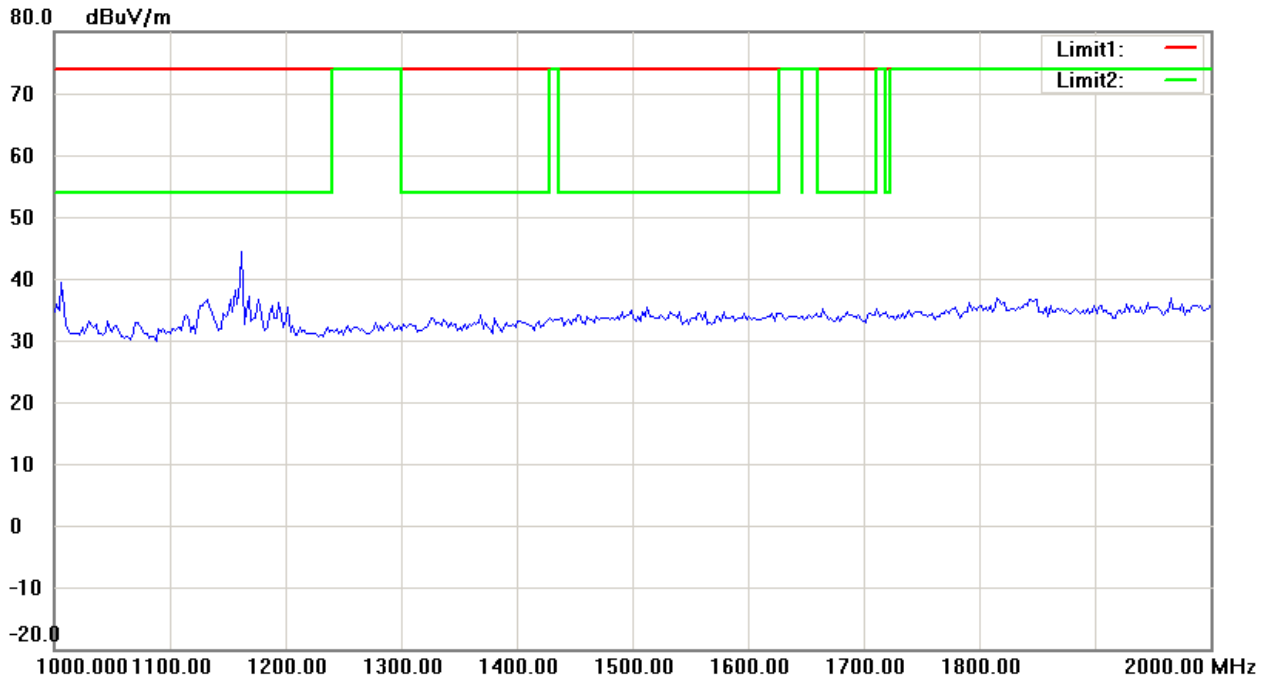
- 1 The attached measurement plots are preliminarily pre-scanned with peak detector for determining the final checking frequencies and are for reference only.
- 2 The some frequencies may exceed the limit line without the specified detectors, but that cannot present the results are failed to the specification of test standard.
- 3 For corrected test results are listed in the relevant table of radiated test data of this test report.



Worldwide Testing Services(Taiwan) Co., Ltd.

Registration number: W6M21012-11105-C-1

FCC ID: T9J-RN171



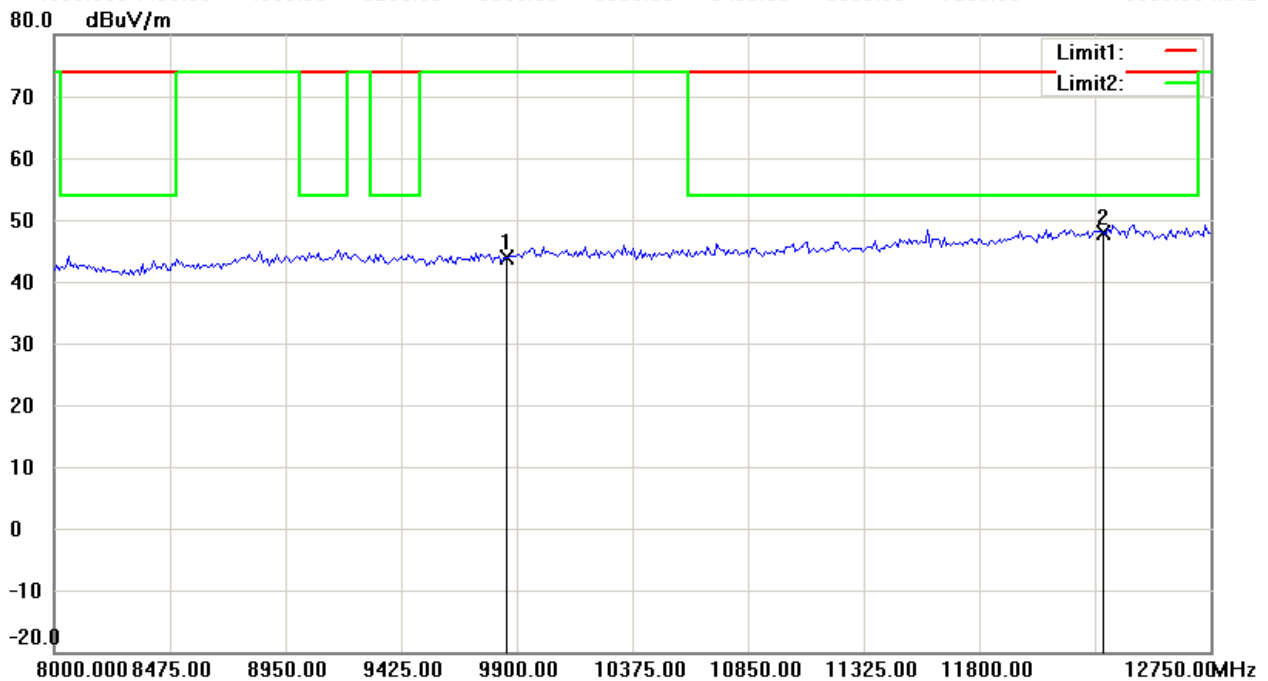
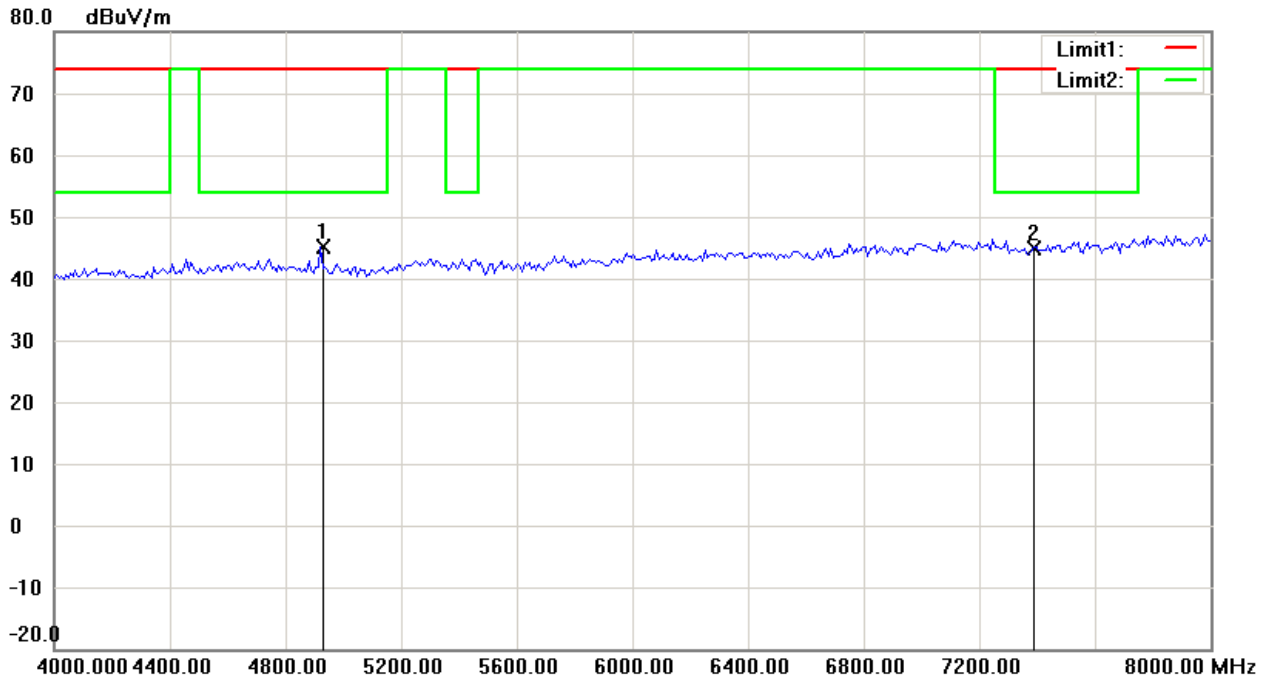
Note: Up Line: Peak Limit Line, Down Line: Ave Limit Line

- 1 The attached measurement plots are preliminarily pre-scanned with peak detector for determining the final checking frequencies and are for reference only.
- 2 The some frequencies may exceed the limit line without the specified detectors, but that cannot present the results are failed to the specification of test standard.
- 3 For corrected test results are listed in the relevant table of radiated test data of this test report.



Worldwide Testing Services(Taiwan) Co., Ltd.

Registration number: W6M21012-11105-C-1
FCC ID: T9J-RN171



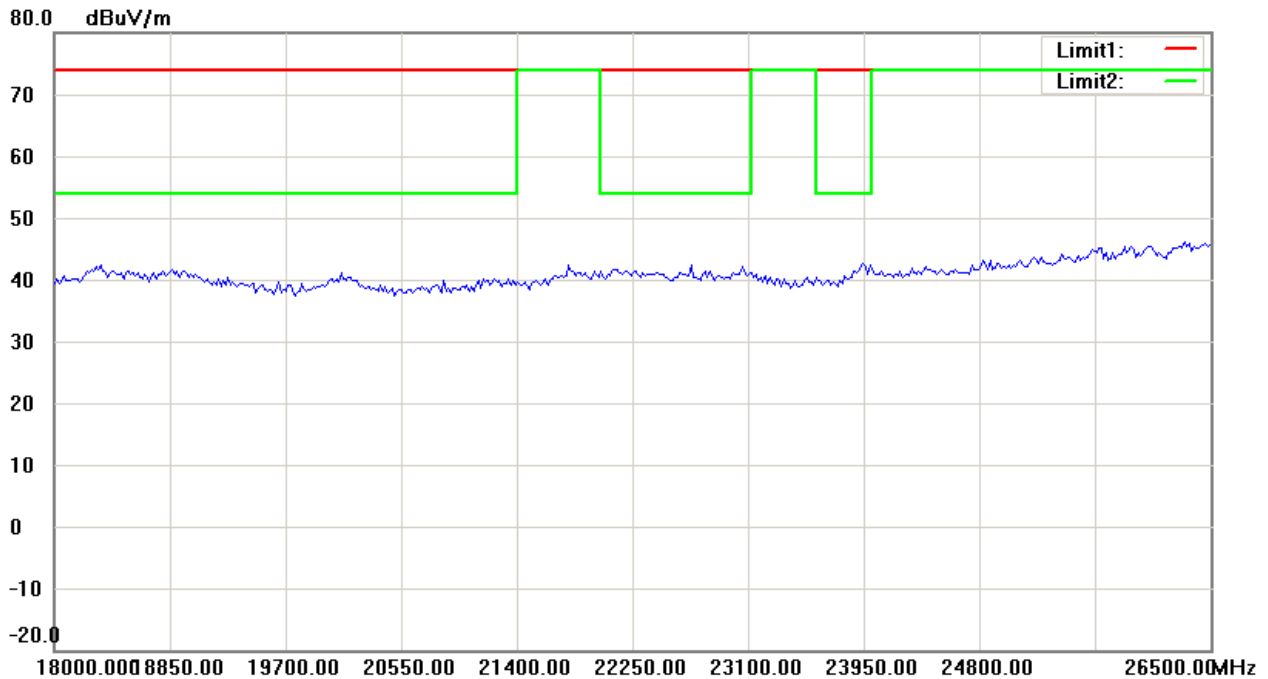
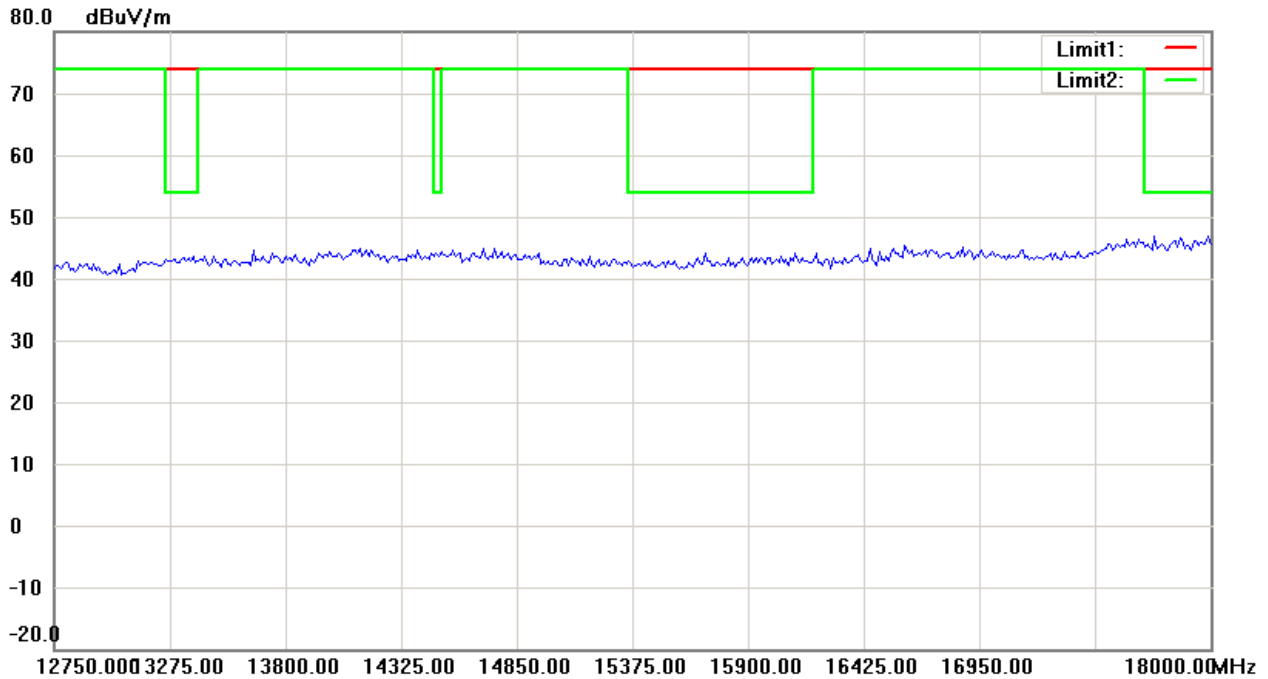
Note: Up Line: Peak Limit Line, Down Line: Ave Limit Line

- 1 The attached measurement plots are preliminarily pre-scanned with peak detector for determining the final checking frequencies and are for reference only.
- 2 The some frequencies may exceed the limit line without the specified detectors, but that cannot present the results are failed to the specification of test standard.
- 3 For corrected test results are listed in the relevant table of radiated test data of this test report.



Worldwide Testing Services(Taiwan) Co., Ltd.

Registration number: W6M21012-11105-C-1
FCC ID: T9J-RN171



Note: Up Line: Peak Limit Line, Down Line: Ave Limit Line

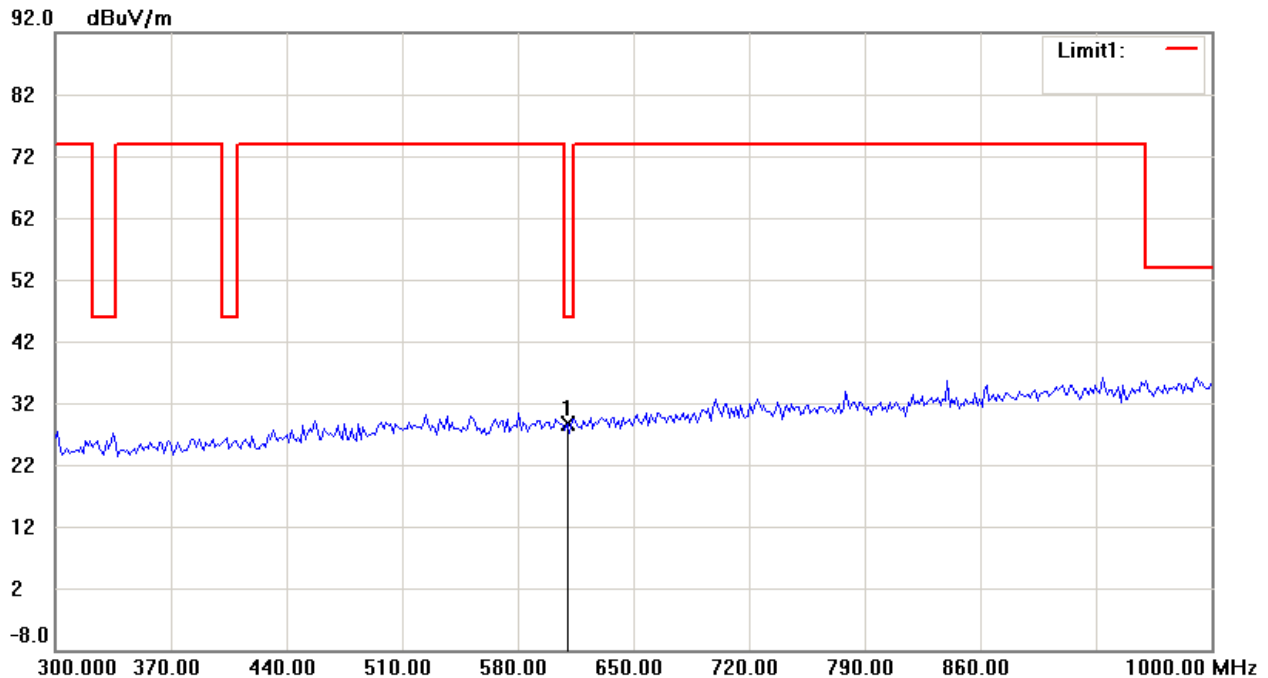
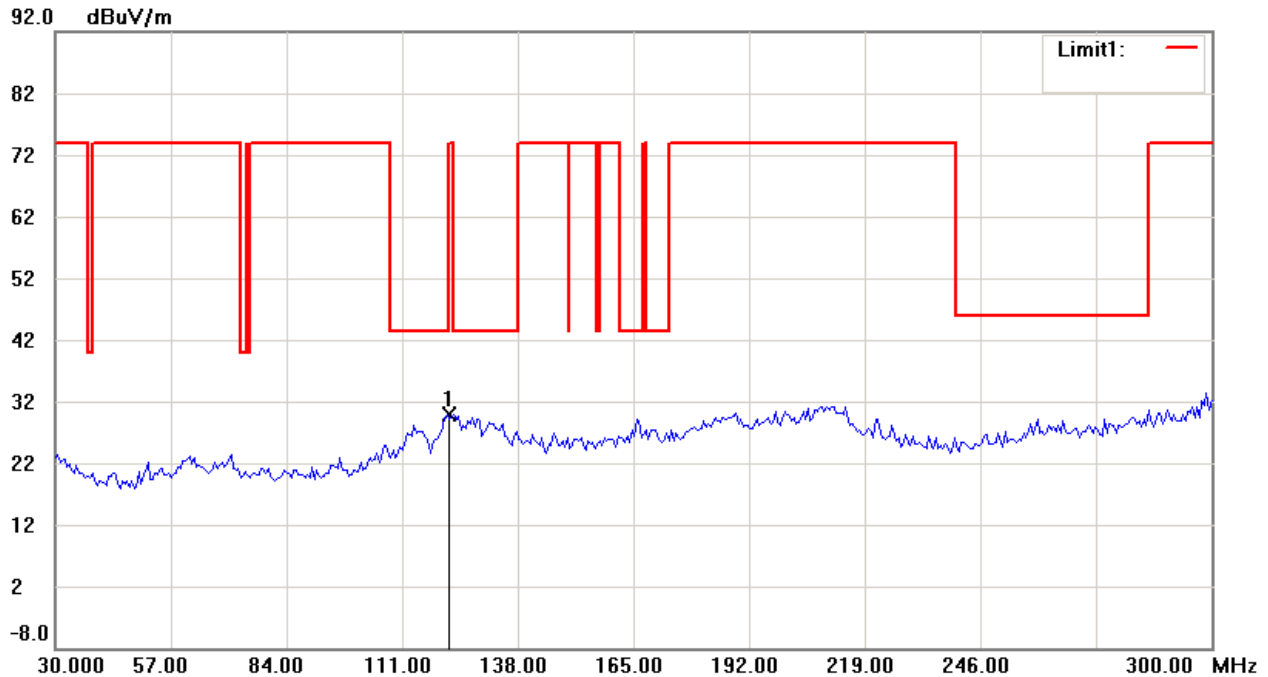
- 1 The attached measurement plots are preliminarily pre-scanned with peak detector for determining the final checking frequencies and are for reference only.
- 2 The some frequencies may exceed the limit line without the specified detectors, but that cannot present the results are failed to the specification of test standard.
- 3 For corrected test results are listed in the relevant table of radiated test data of this test report.



Worldwide Testing Services(Taiwan) Co., Ltd.

Registration number: W6M21012-11105-C-1
FCC ID: T9J-RN171

802.11g
Channel 1
Antenna Polarization H



Note: Up Line: Peak Limit Line, Down Line: Ave Limit Line

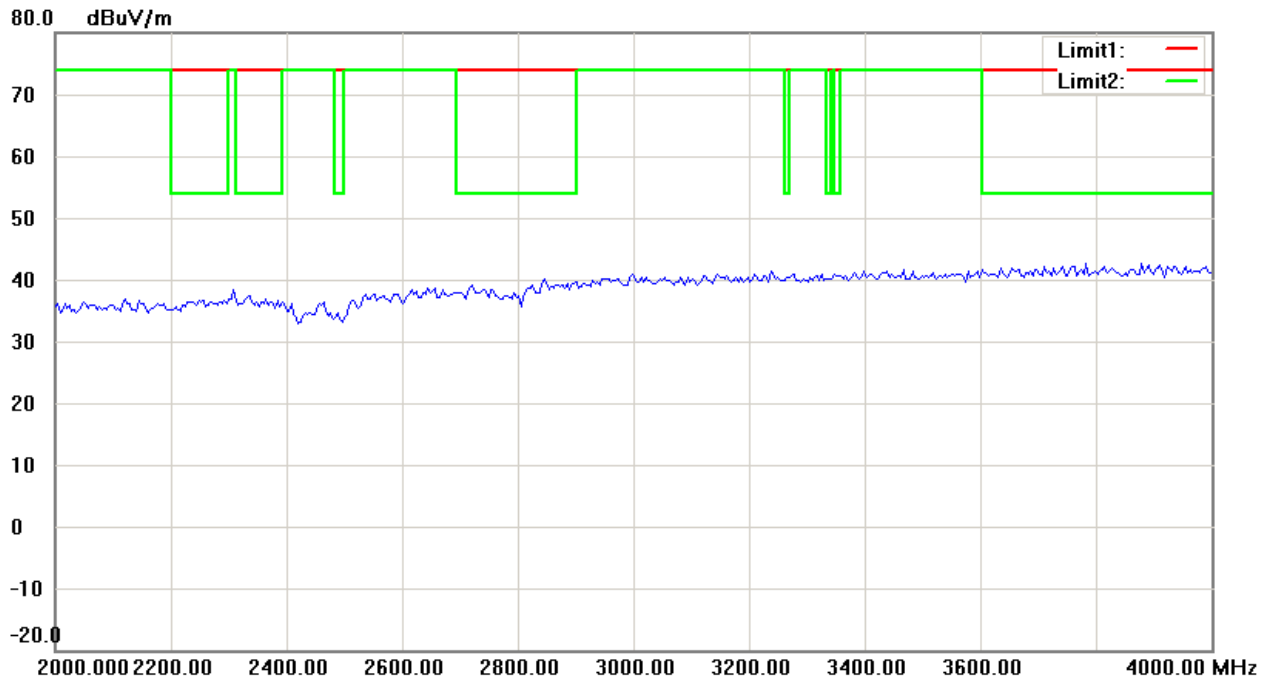
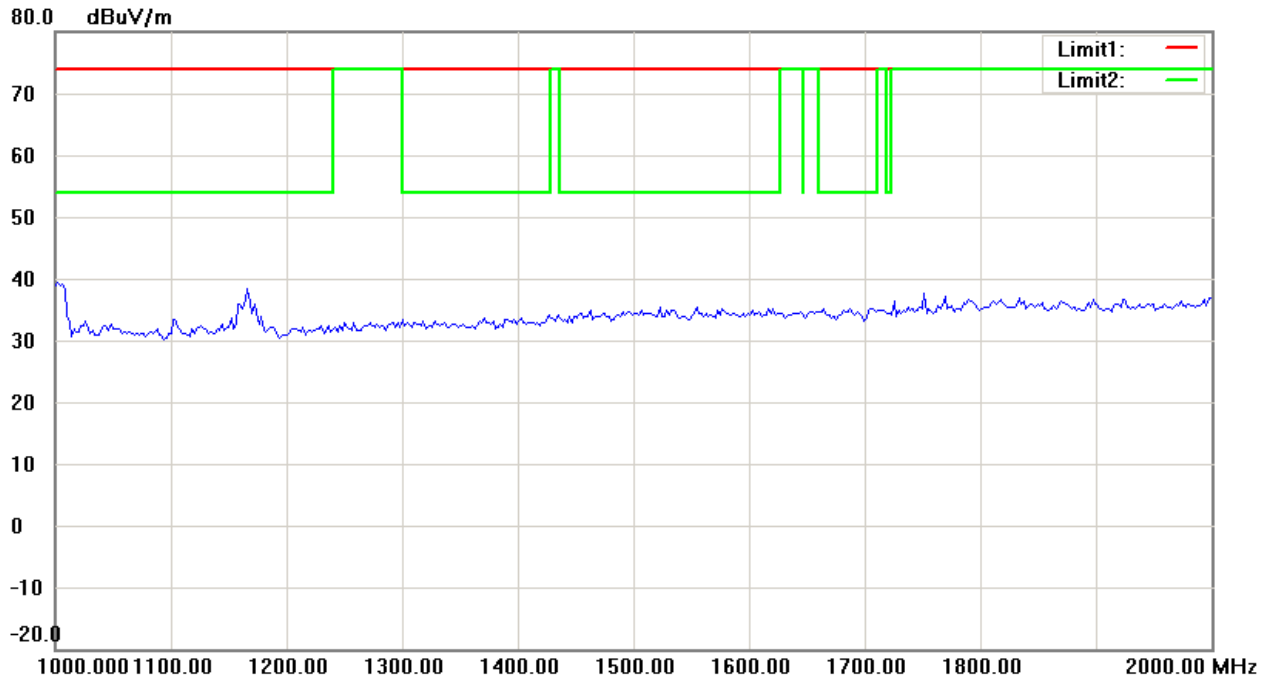
- 1 The attached measurement plots are preliminarily pre-scanned with peak detector for determining the final checking frequencies and are for reference only.
- 2 The some frequencies may exceed the limit line without the specified detectors, but that cannot present the results are failed to the specification of test standard.
- 3 For corrected test results are listed in the relevant table of radiated test data of this test report.



Worldwide Testing Services(Taiwan) Co., Ltd.

Registration number: W6M21012-11105-C-1

FCC ID: T9J-RN171



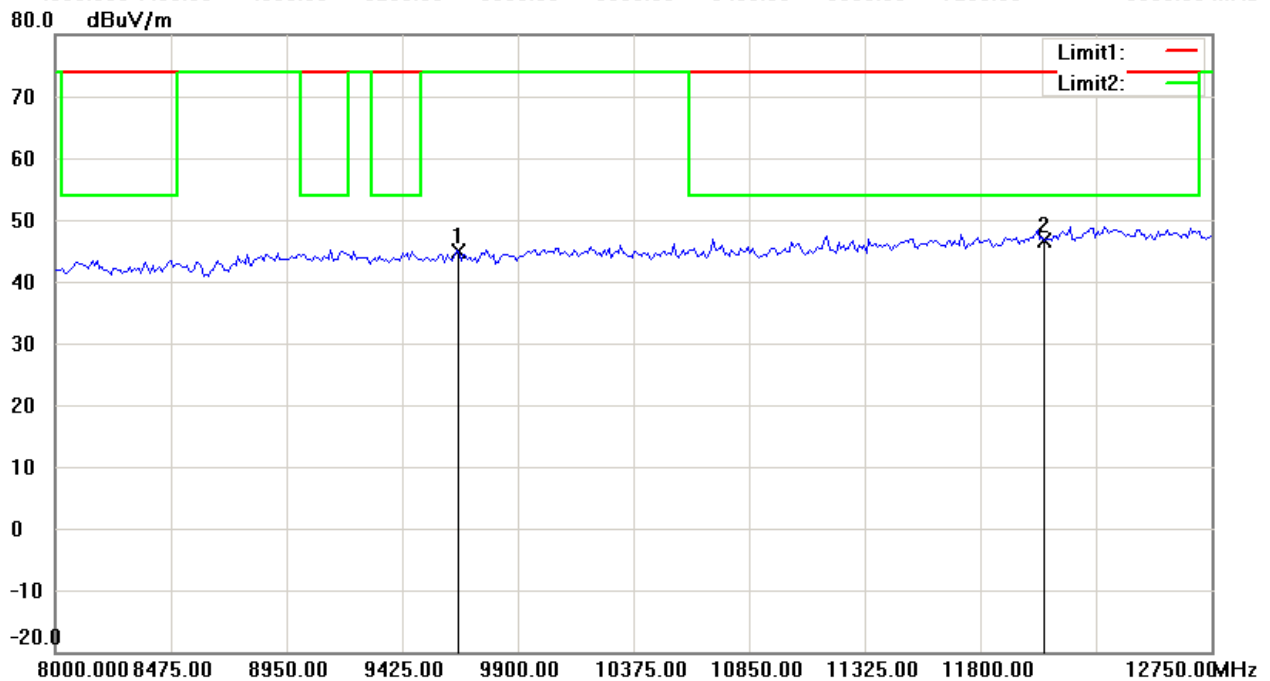
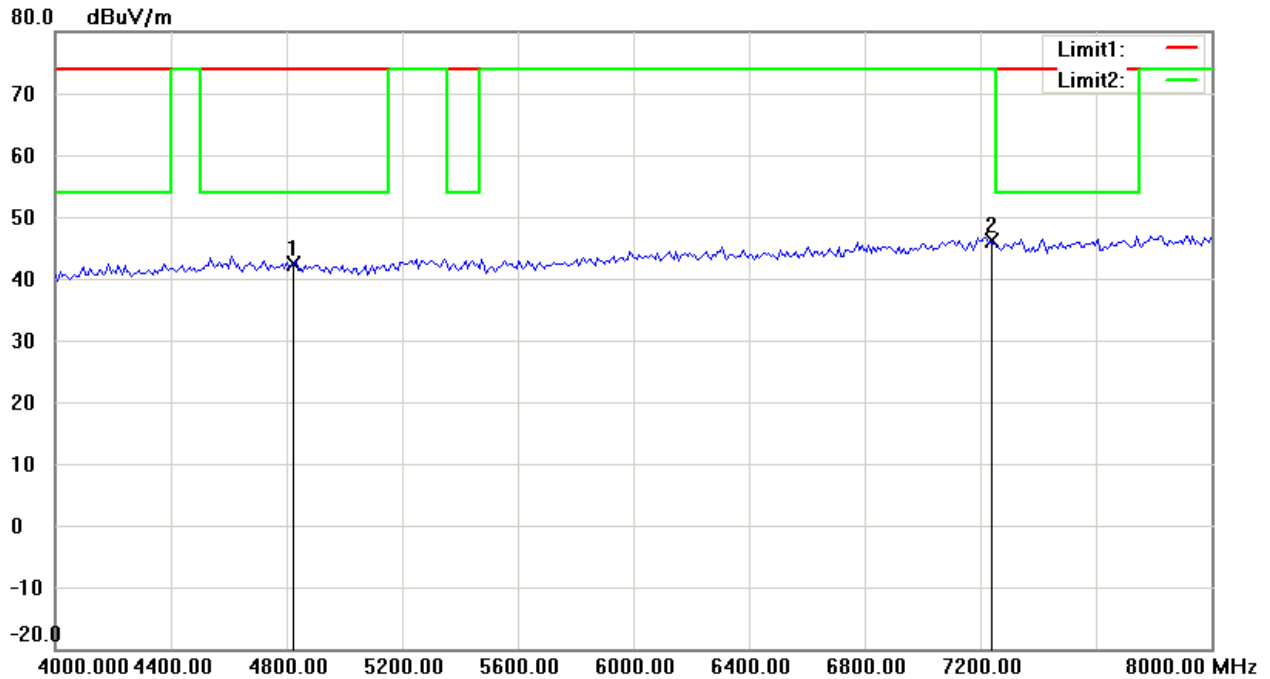
Note: Up Line: Peak Limit Line, Down Line: Ave Limit Line

- 1 The attached measurement plots are preliminarily pre-scanned with peak detector for determining the final checking frequencies and are for reference only.
- 2 The some frequencies may exceed the limit line without the specified detectors, but that cannot present the results are failed to the specification of test standard.
- 3 For corrected test results are listed in the relevant table of radiated test data of this test report.



Worldwide Testing Services(Taiwan) Co., Ltd.

Registration number: W6M21012-11105-C-1
FCC ID: T9J-RN171



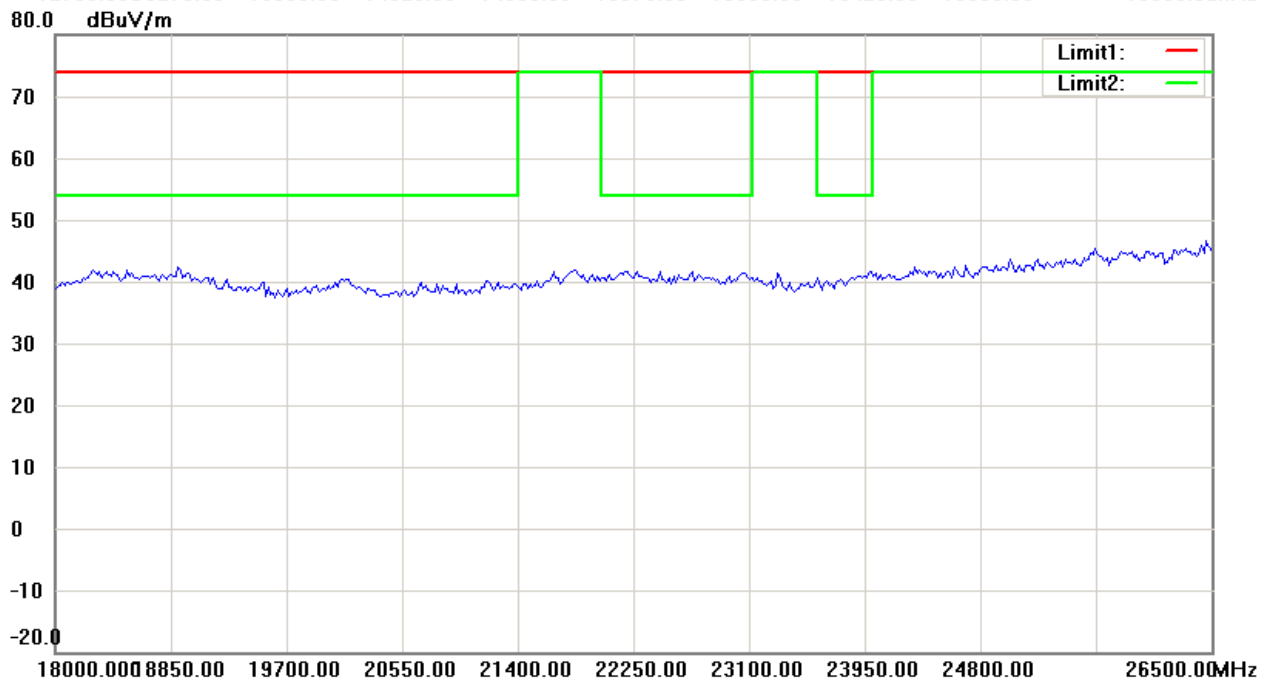
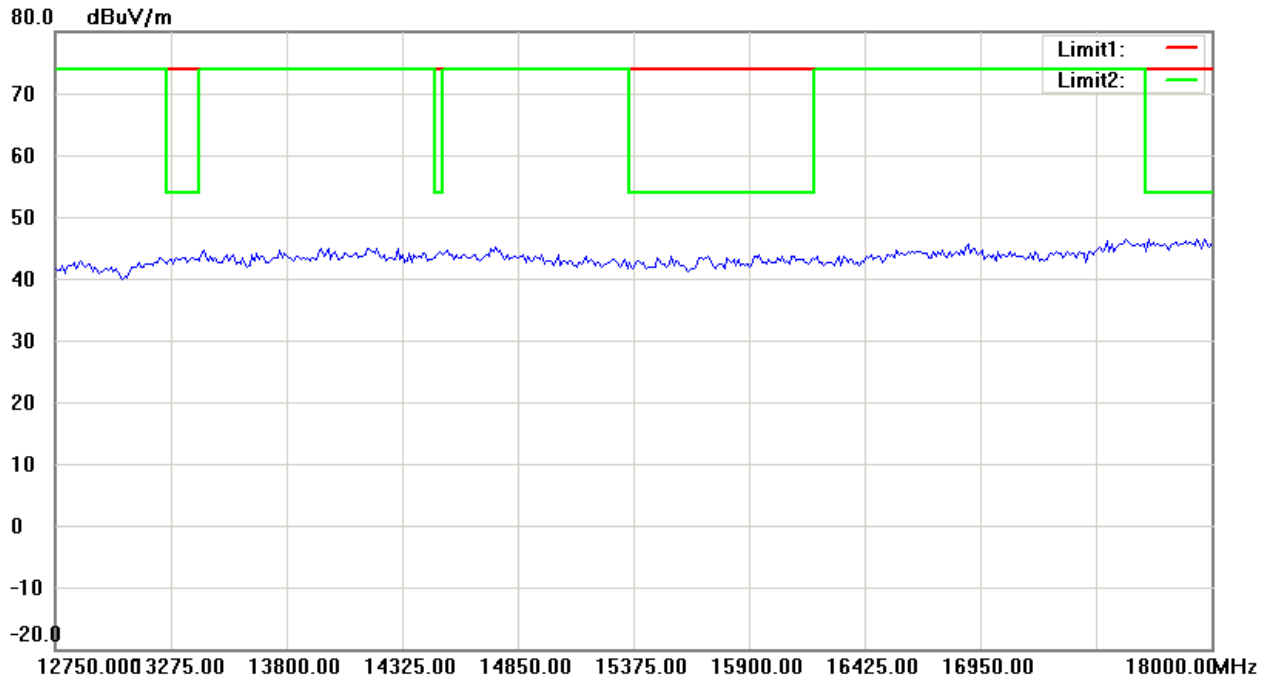
Note: Up Line: Peak Limit Line, Down Line: Ave Limit Line

- 1 The attached measurement plots are preliminarily pre-scanned with peak detector for determining the final checking frequencies and are for reference only.
- 2 The some frequencies may exceed the limit line without the specified detectors, but that cannot present the results are failed to the specification of test standard.
- 3 For corrected test results are listed in the relevant table of radiated test data of this test report.



Worldwide Testing Services(Taiwan) Co., Ltd.

Registration number: W6M21012-11105-C-1
FCC ID: T9J-RN171



Note: Up Line: Peak Limit Line, Down Line: Ave Limit Line

- 1 The attached measurement plots are preliminarily pre-scanned with peak detector for determining the final checking frequencies and are for reference only.
- 2 The some frequencies may exceed the limit line without the specified detectors, but that cannot present the results are failed to the specification of test standard.
- 3 For corrected test results are listed in the relevant table of radiated test data of this test report.



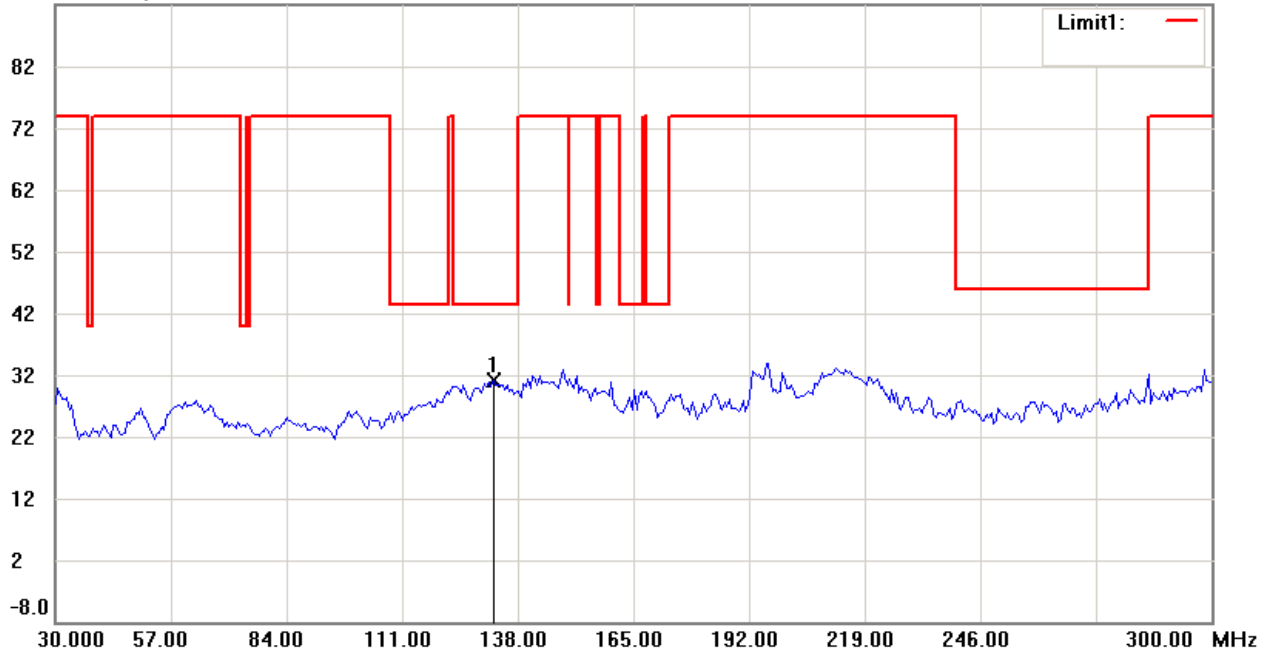
Worldwide Testing Services(Taiwan) Co., Ltd.

Registration number: W6M21012-11105-C-1

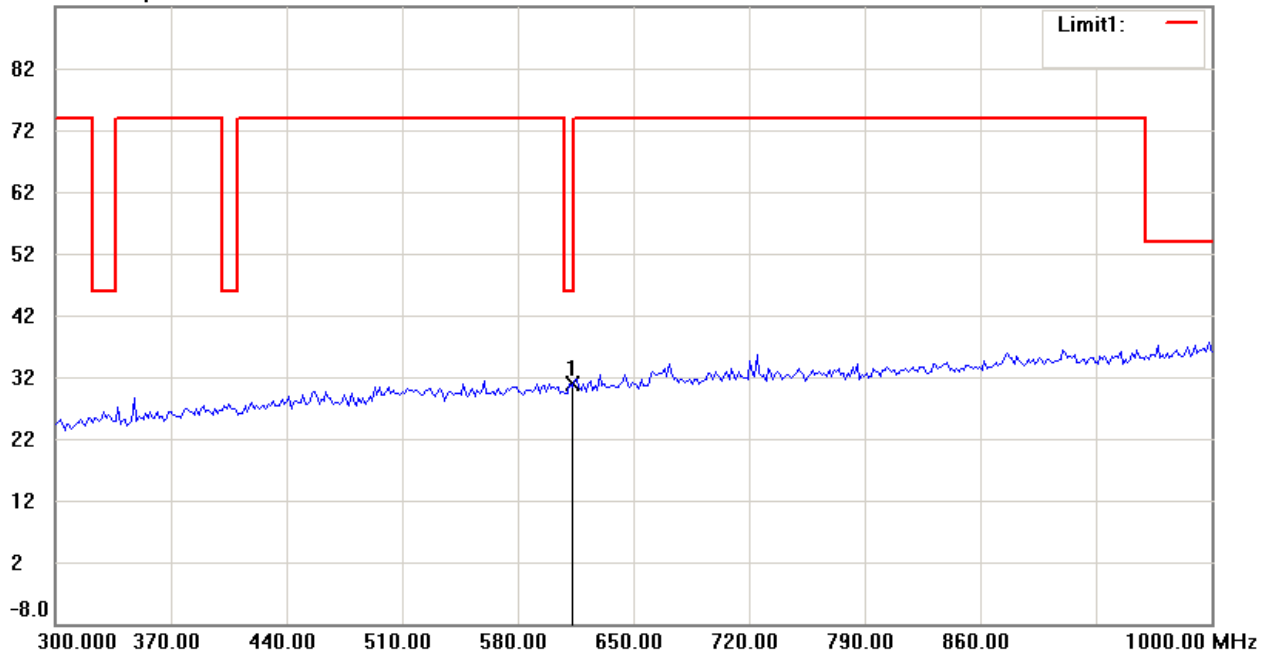
FCC ID: T9J-RN171

Antenna Polarization V

92.0 dBuV/m



92.0 dBuV/m



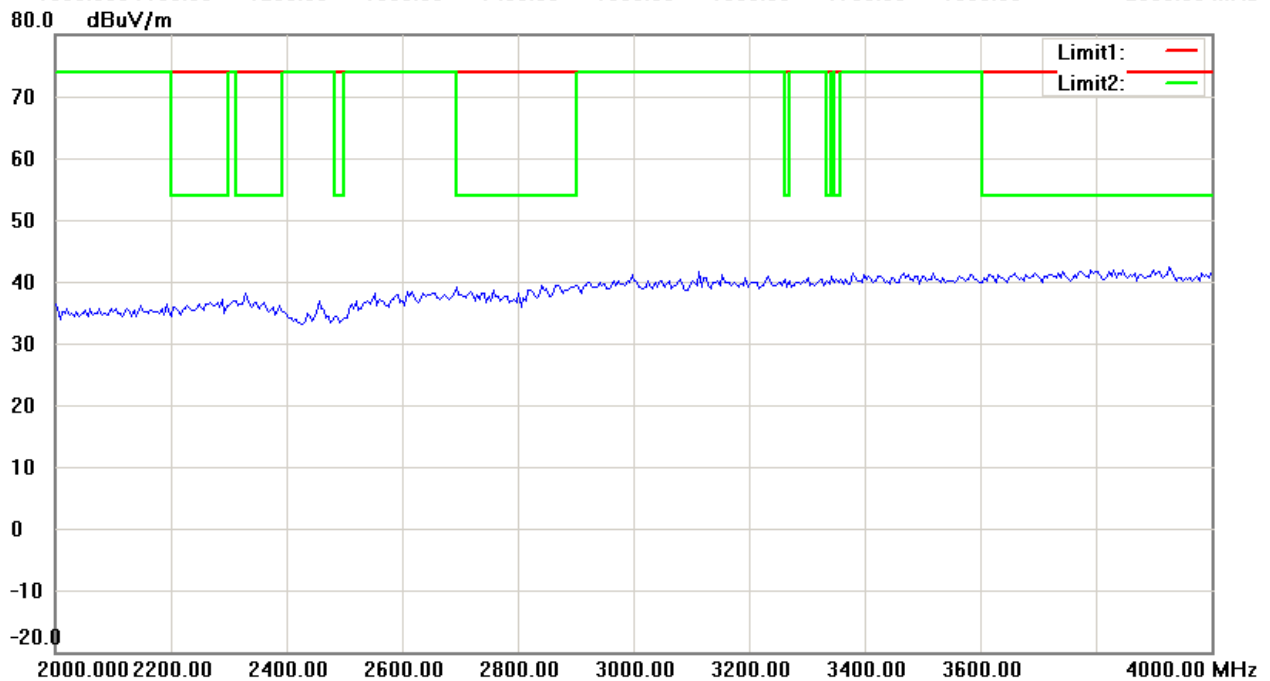
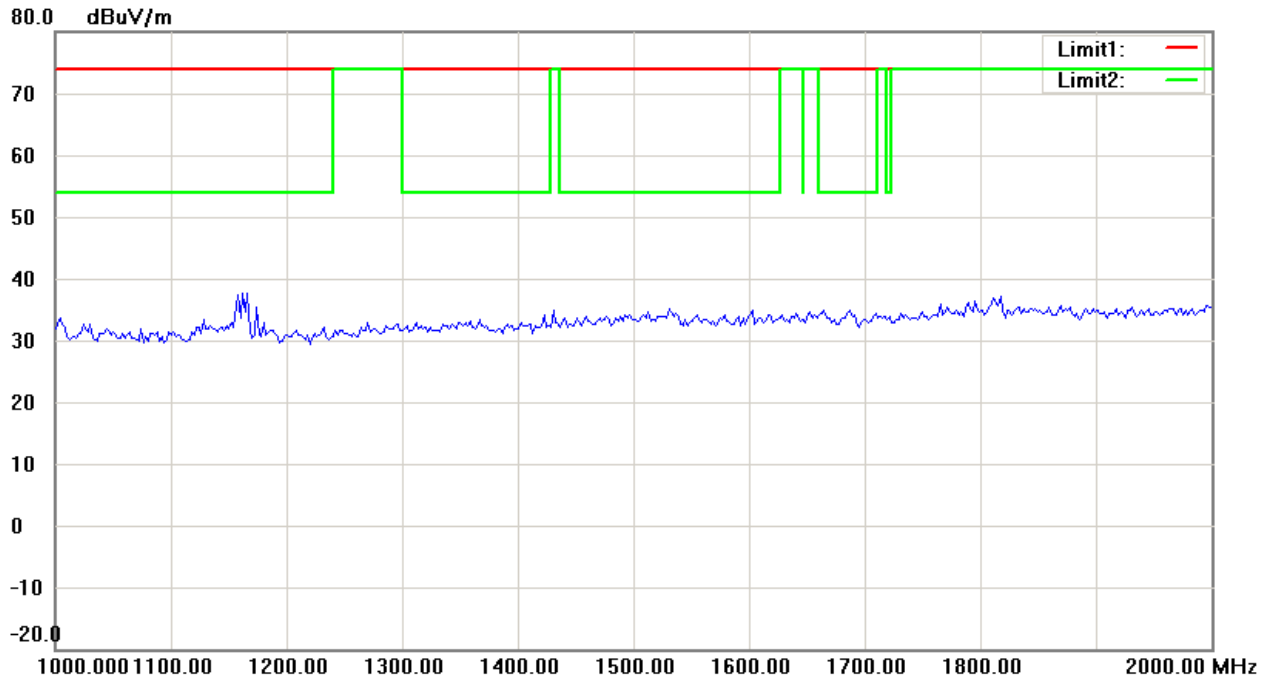
Note: Up Line: Peak Limit Line, Down Line: Ave Limit Line

- 1 The attached measurement plots are preliminarily pre-scanned with peak detector for determining the final checking frequencies and are for reference only.
- 2 The some frequencies may exceed the limit line without the specified detectors, but that cannot present the results are failed to the specification of test standard.
- 3 For corrected test results are listed in the relevant table of radiated test data of this test report.



Worldwide Testing Services(Taiwan) Co., Ltd.

Registration number: W6M21012-11105-C-1
FCC ID: T9J-RN171



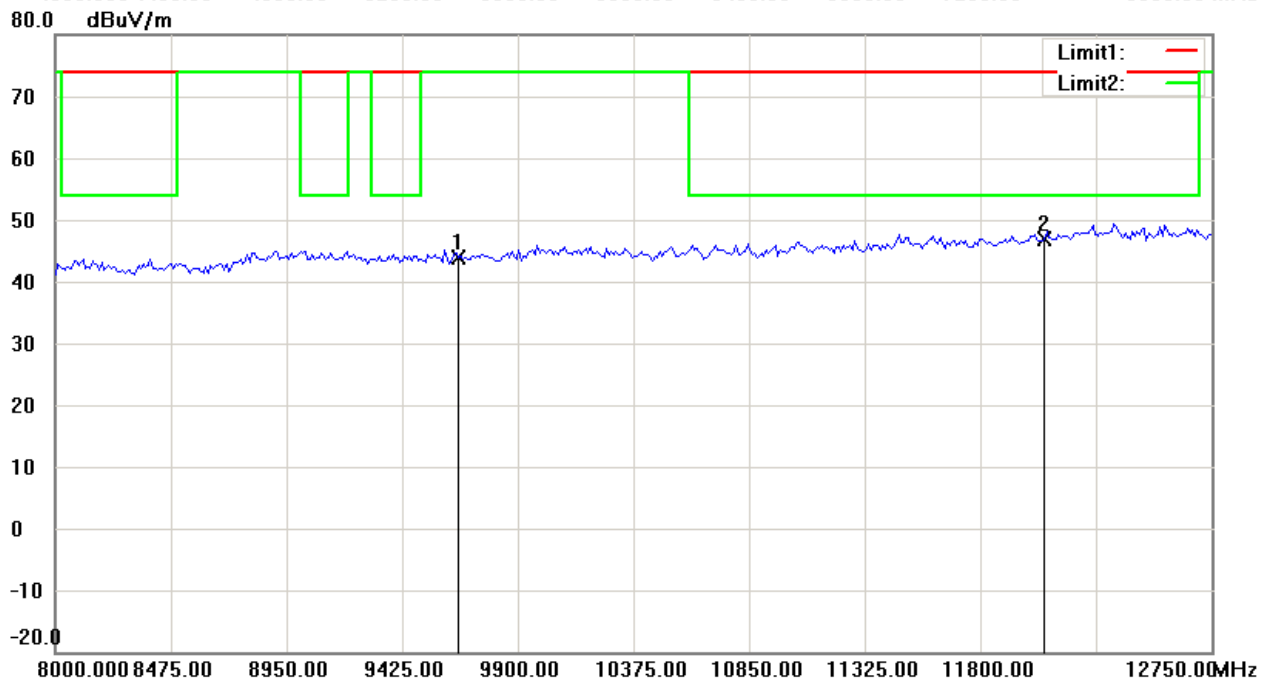
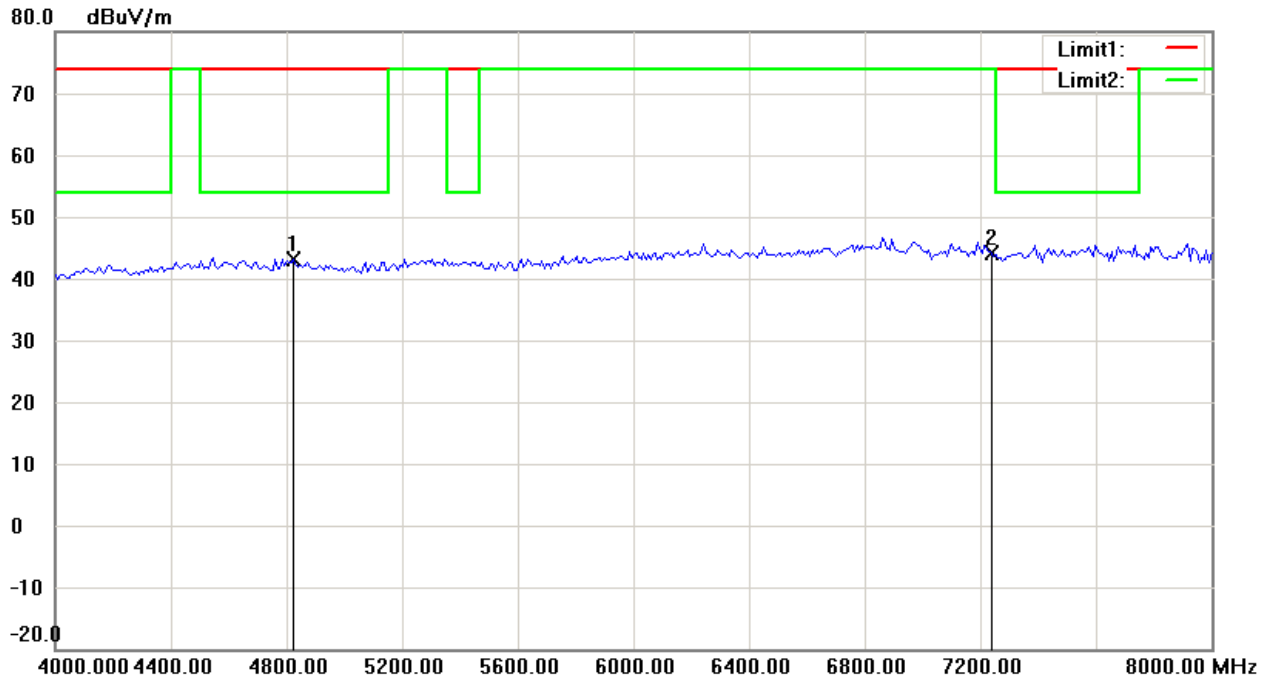
Note: Up Line: Peak Limit Line, Down Line: Ave Limit Line

- 1 The attached measurement plots are preliminarily pre-scanned with peak detector for determining the final checking frequencies and are for reference only.
- 2 The some frequencies may exceed the limit line without the specified detectors, but that cannot present the results are failed to the specification of test standard.
- 3 For corrected test results are listed in the relevant table of radiated test data of this test report.



Worldwide Testing Services(Taiwan) Co., Ltd.

Registration number: W6M21012-11105-C-1
FCC ID: T9J-RN171



Note: Up Line: Peak Limit Line, Down Line: Ave Limit Line

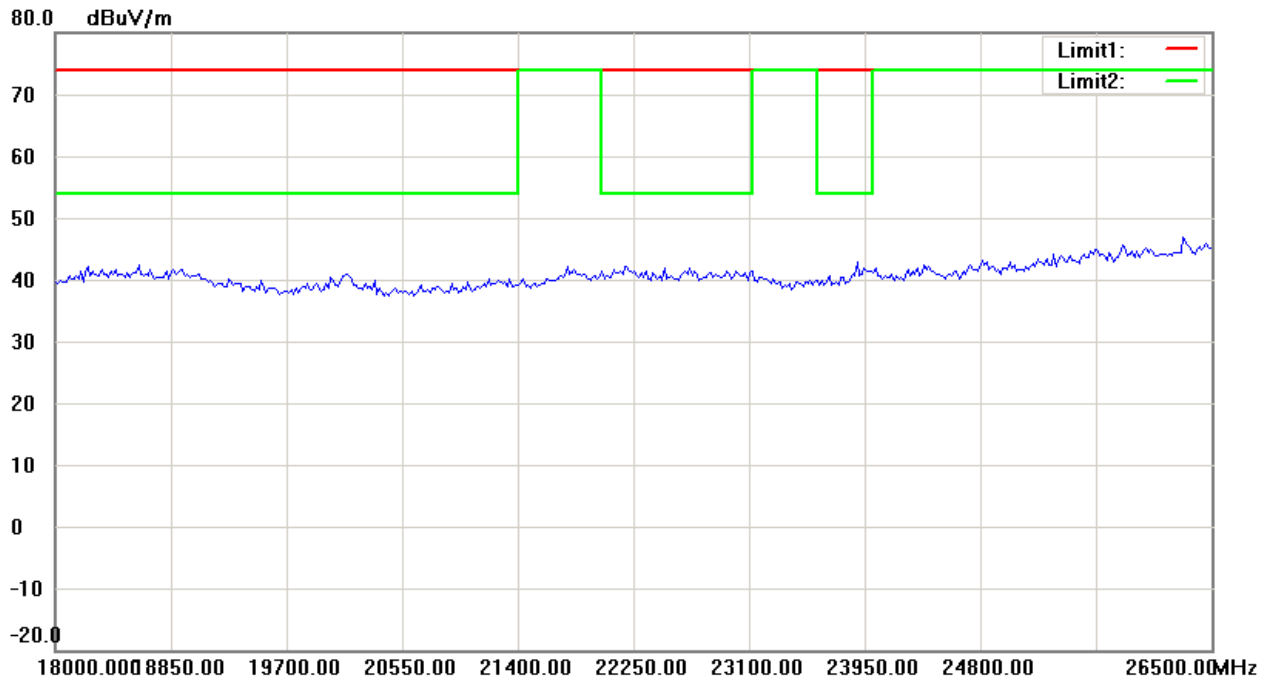
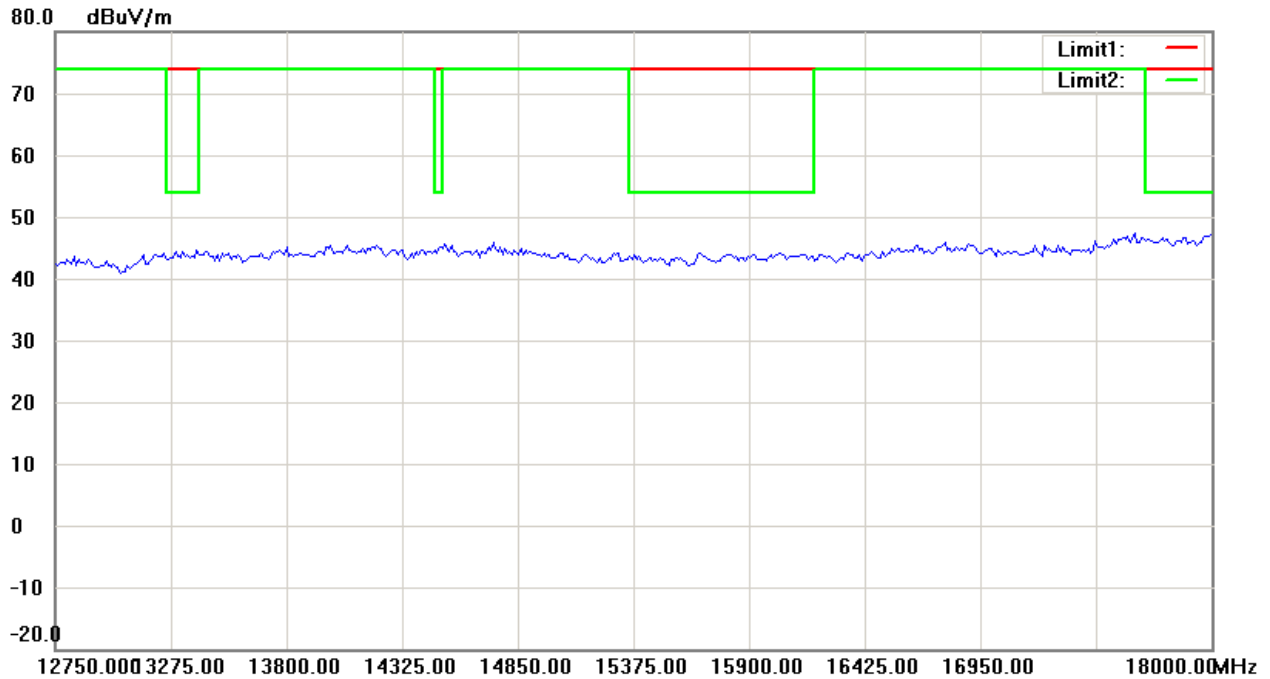
- 1 The attached measurement plots are preliminarily pre-scanned with peak detector for determining the final checking frequencies and are for reference only.
- 2 The some frequencies may exceed the limit line without the specified detectors, but that cannot present the results are failed to the specification of test standard.
- 3 For corrected test results are listed in the relevant table of radiated test data of this test report.



Worldwide Testing Services(Taiwan) Co., Ltd.

Registration number: W6M21012-11105-C-1

FCC ID: T9J-RN171



Note: Up Line: Peak Limit Line, Down Line: Ave Limit Line

- 1 The attached measurement plots are preliminarily pre-scanned with peak detector for determining the final checking frequencies and are for reference only.
- 2 The some frequencies may exceed the limit line without the specified detectors, but that cannot present the results are failed to the specification of test standard.
- 3 For corrected test results are listed in the relevant table of radiated test data of this test report.



Worldwide Testing Services(Taiwan) Co., Ltd.

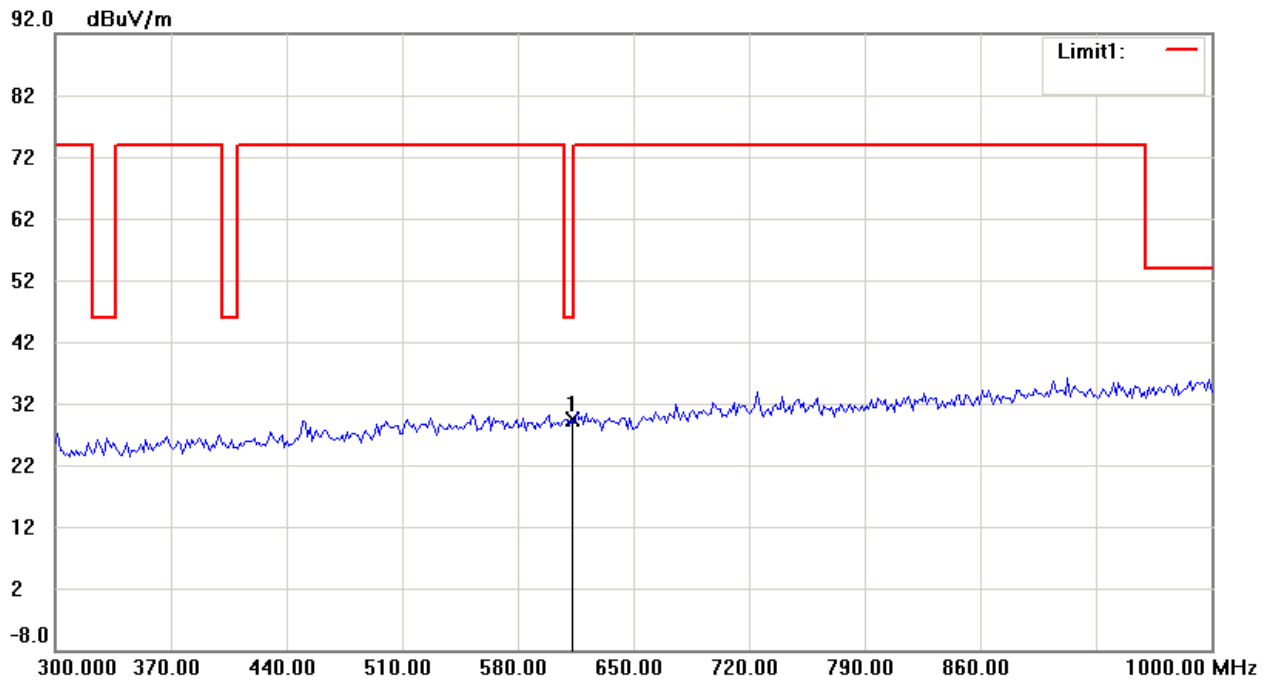
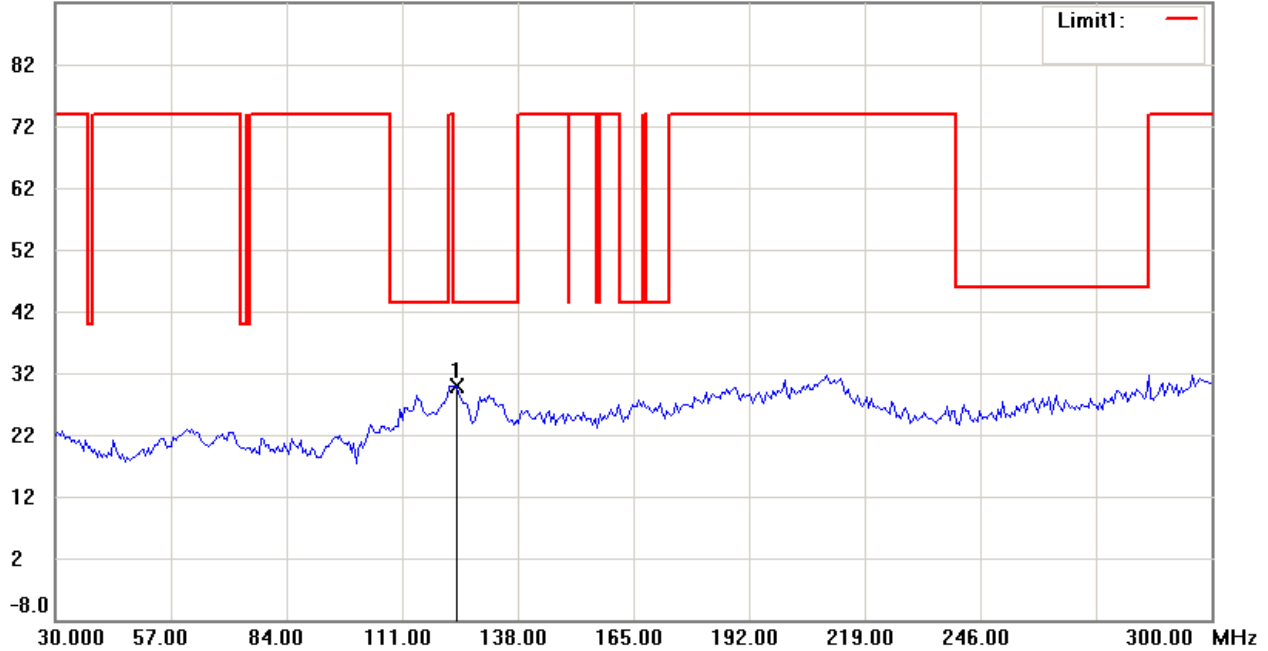
Registration number: W6M21012-11105-C-1

FCC ID: T9J-RN171

Channel 6

Antenna Polarization H

92.0 dBuV/m



Note: Up Line: Peak Limit Line, Down Line: Ave Limit Line

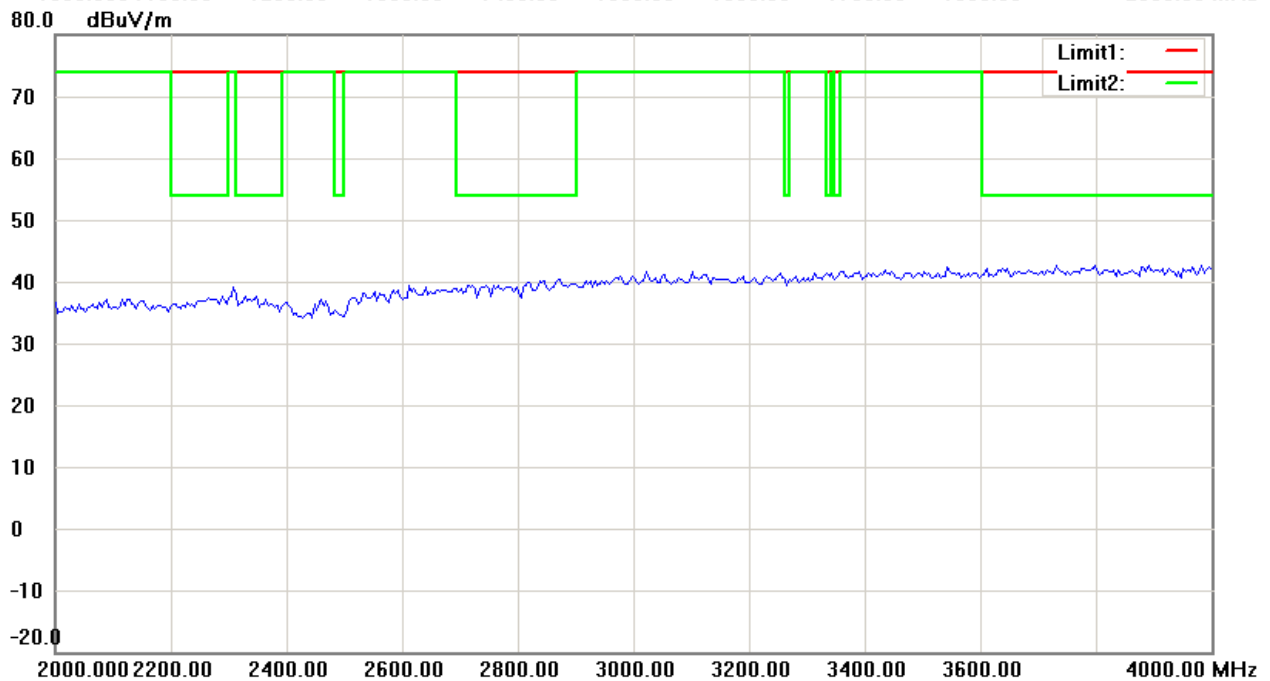
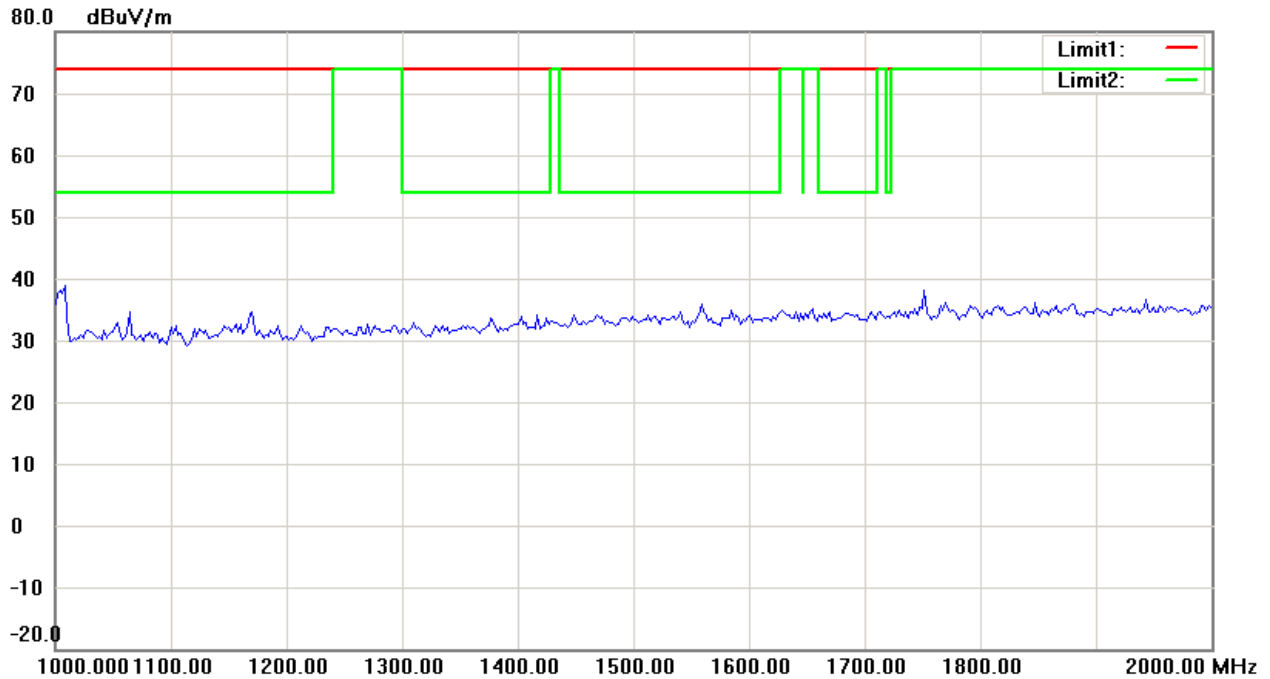
- 1 The attached measurement plots are preliminarily pre-scanned with peak detector for determining the final checking frequencies and are for reference only.
- 2 The some frequencies may exceed the limit line without the specified detectors, but that cannot present the results are failed to the specification of test standard.
- 3 For corrected test results are listed in the relevant table of radiated test data of this test report.



Worldwide Testing Services(Taiwan) Co., Ltd.

Registration number: W6M21012-11105-C-1

FCC ID: T9J-RN171



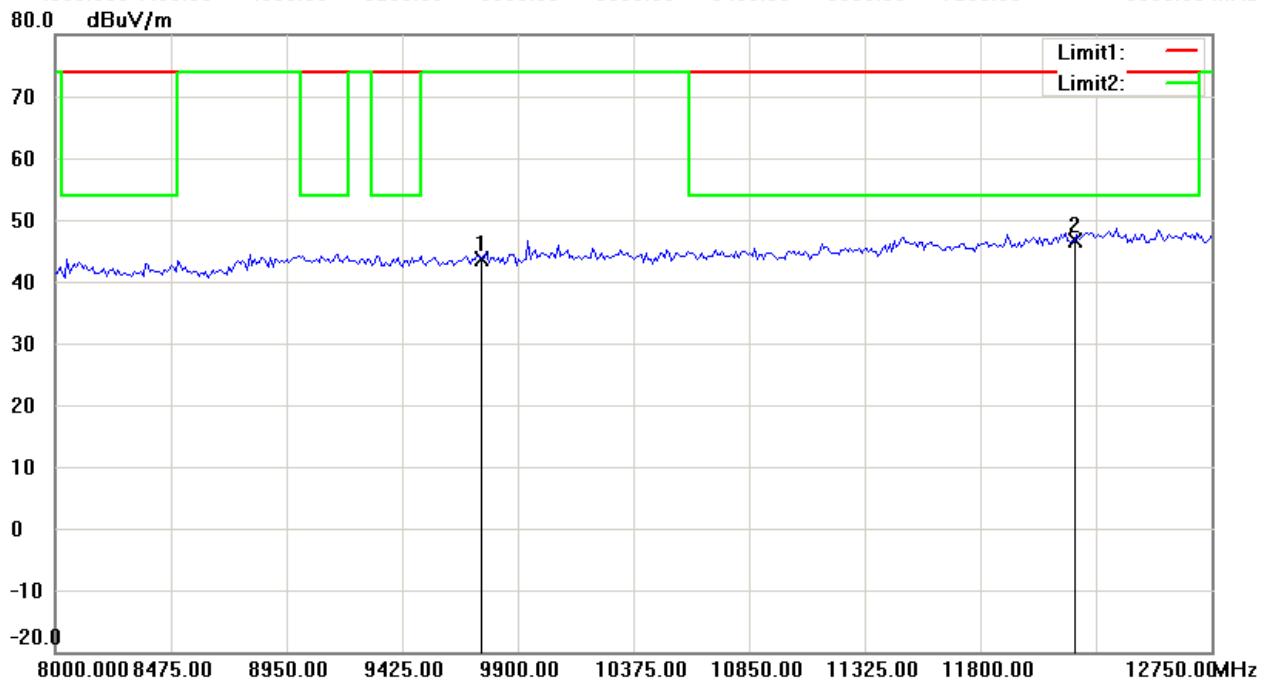
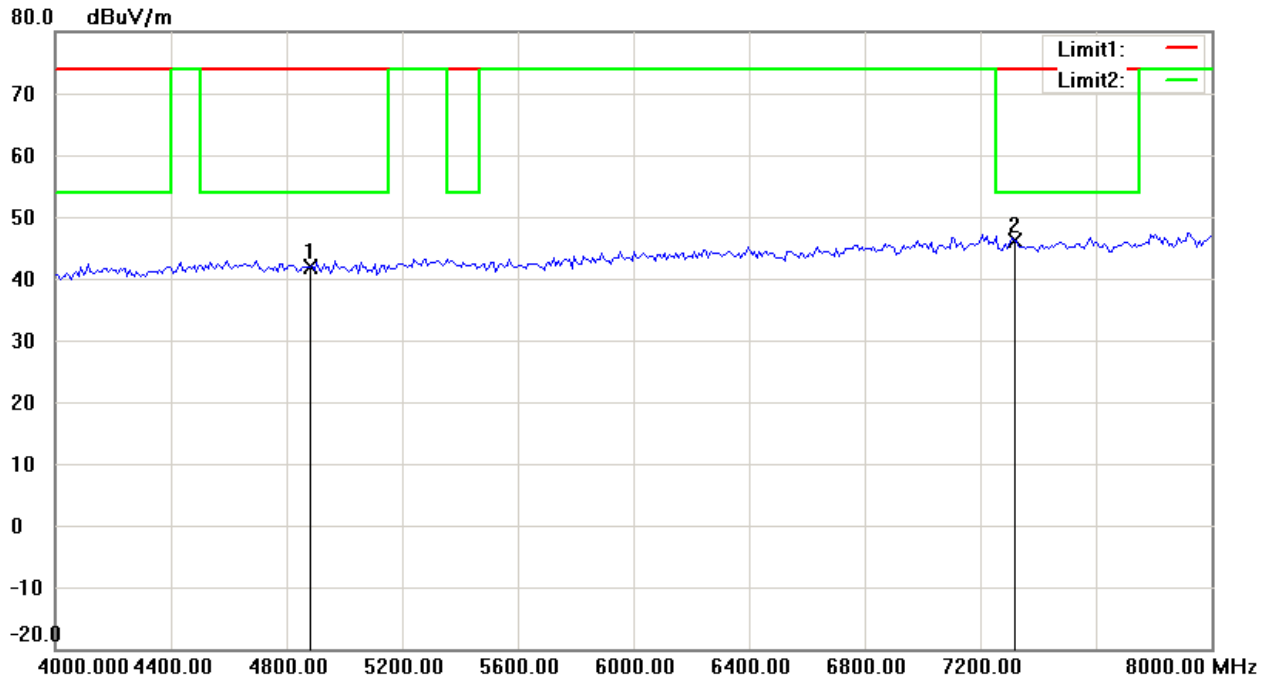
Note: Up Line: Peak Limit Line, Down Line: Ave Limit Line

- 1 The attached measurement plots are preliminarily pre-scanned with peak detector for determining the final checking frequencies and are for reference only.
- 2 The some frequencies may exceed the limit line without the specified detectors, but that cannot present the results are failed to the specification of test standard.
- 3 For corrected test results are listed in the relevant table of radiated test data of this test report.



Worldwide Testing Services(Taiwan) Co., Ltd.

Registration number: W6M21012-11105-C-1
FCC ID: T9J-RN171



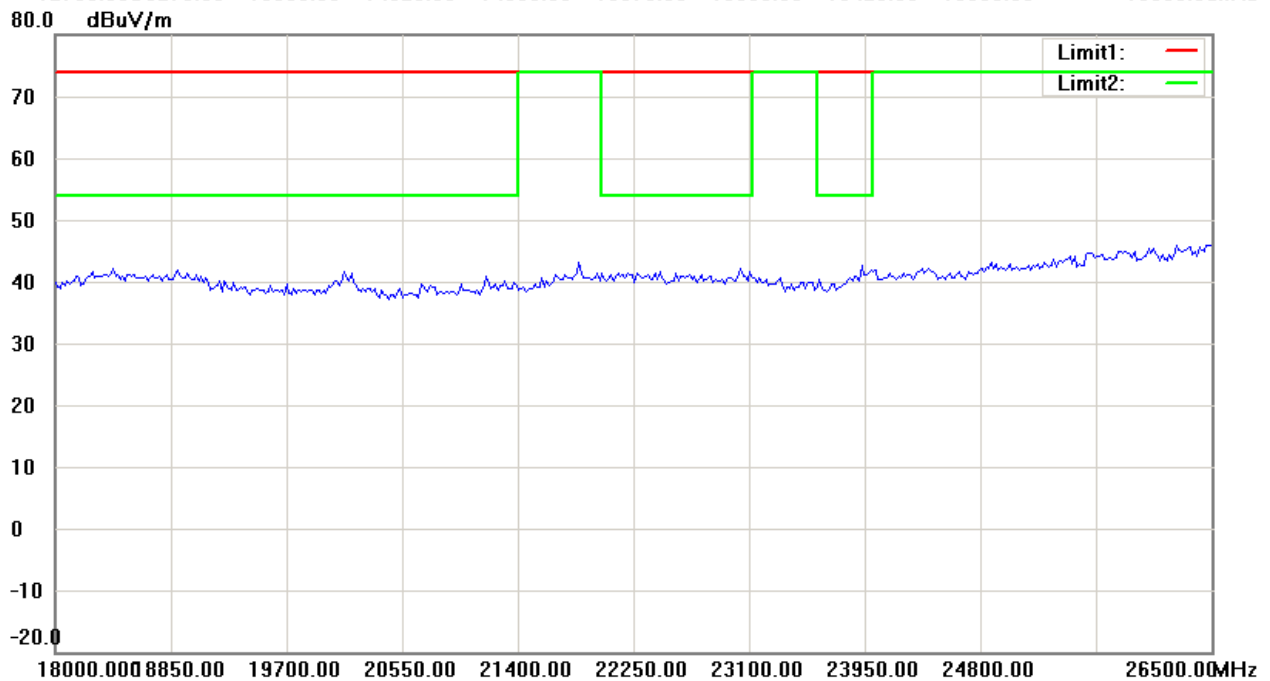
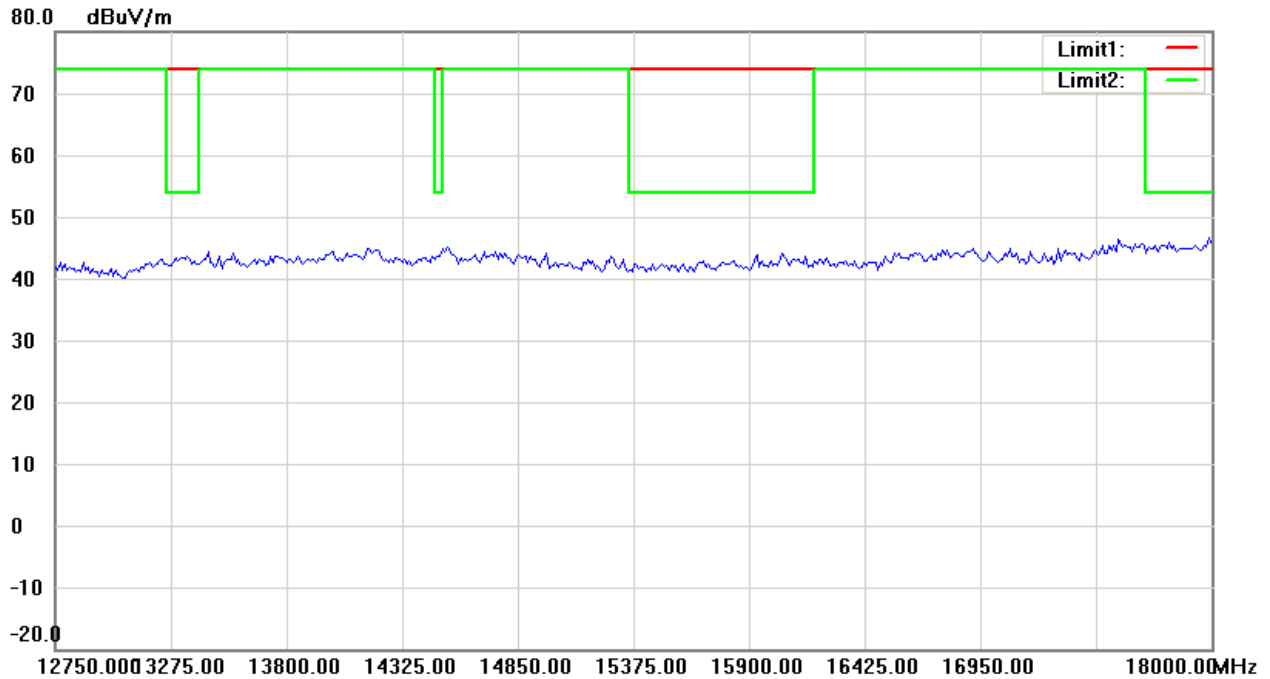
Note: Up Line: Peak Limit Line, Down Line: Ave Limit Line

- 1 The attached measurement plots are preliminarily pre-scanned with peak detector for determining the final checking frequencies and are for reference only.
- 2 The some frequencies may exceed the limit line without the specified detectors, but that cannot present the results are failed to the specification of test standard.
- 3 For corrected test results are listed in the relevant table of radiated test data of this test report.



Worldwide Testing Services(Taiwan) Co., Ltd.

Registration number: W6M21012-11105-C-1
FCC ID: T9J-RN171



Note: Up Line: Peak Limit Line, Down Line: Ave Limit Line

- 1 The attached measurement plots are preliminarily pre-scanned with peak detector for determining the final checking frequencies and are for reference only.
- 2 The some frequencies may exceed the limit line without the specified detectors, but that cannot present the results are failed to the specification of test standard.
- 3 For corrected test results are listed in the relevant table of radiated test data of this test report.



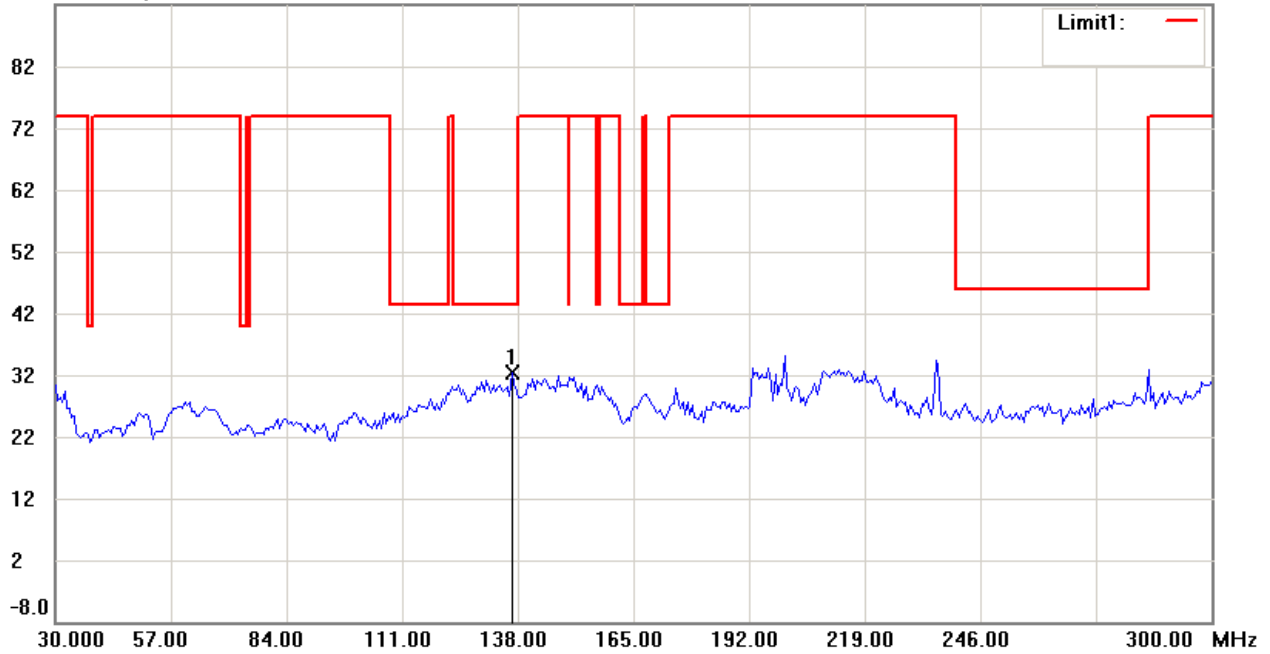
Worldwide Testing Services(Taiwan) Co., Ltd.

Registration number: W6M21012-11105-C-1

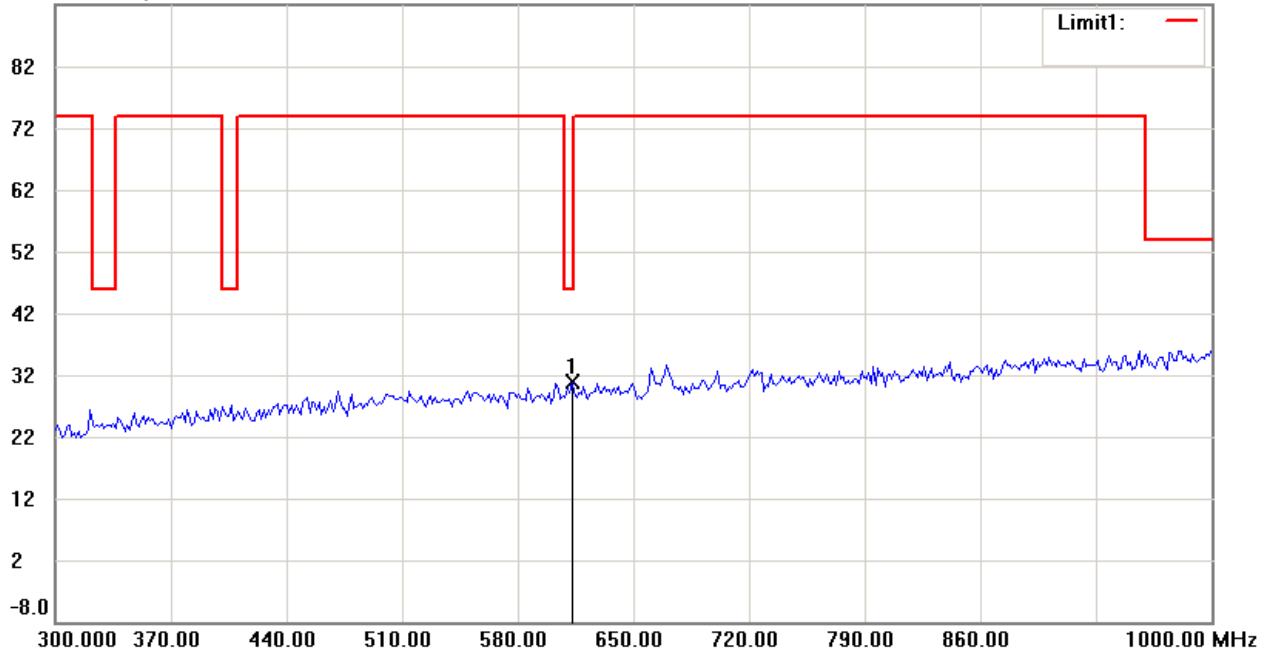
FCC ID: T9J-RN171

Antenna Polarization V

92.0 dBuV/m



92.0 dBuV/m



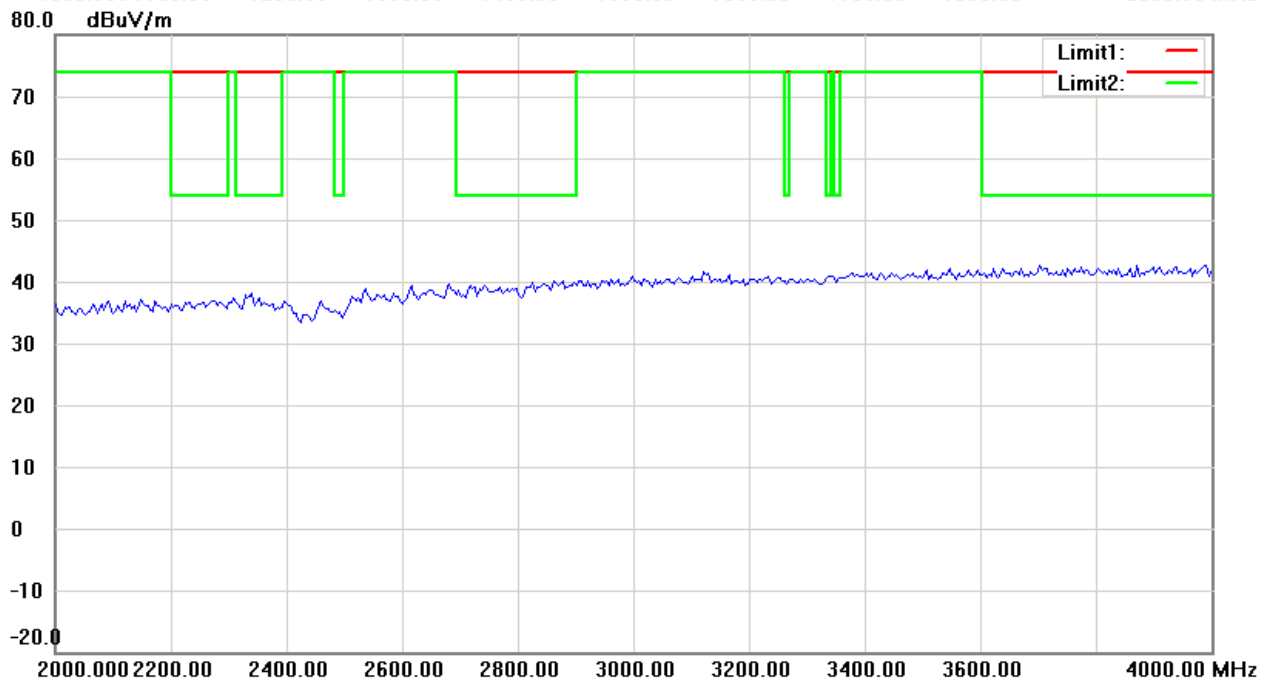
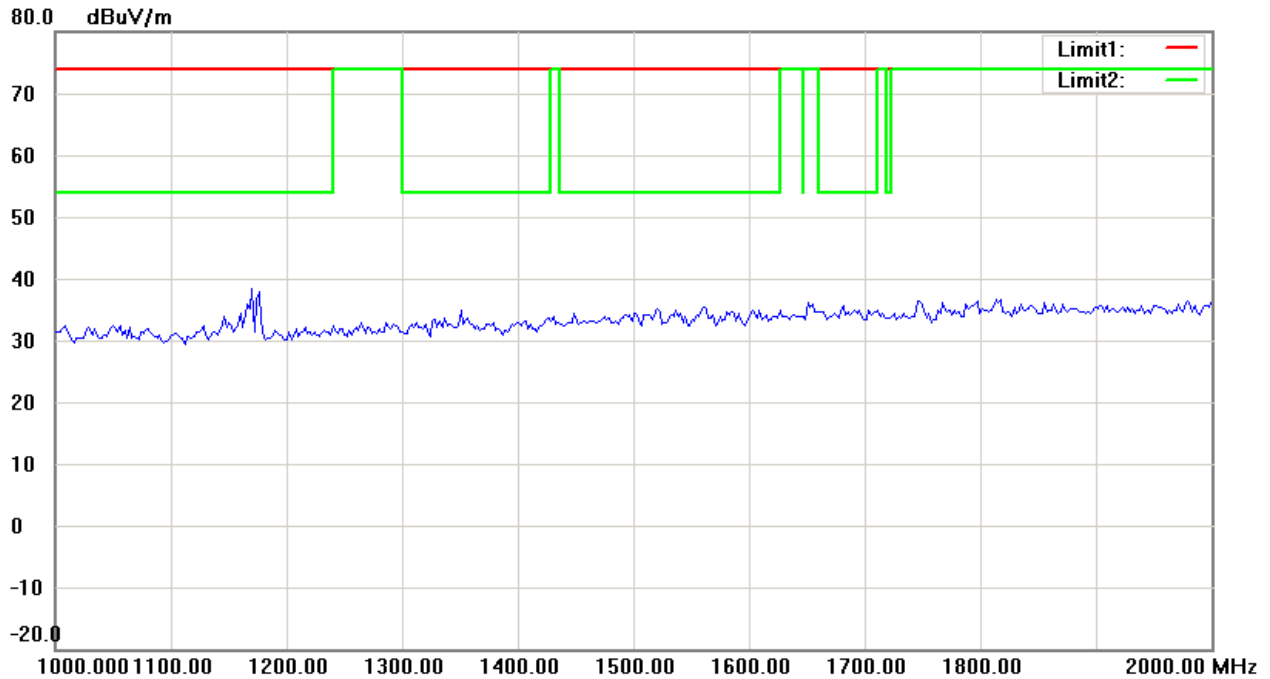
Note: Up Line: Peak Limit Line, Down Line: Ave Limit Line

- 1 The attached measurement plots are preliminarily pre-scanned with peak detector for determining the final checking frequencies and are for reference only.
- 2 The some frequencies may exceed the limit line without the specified detectors, but that cannot present the results are failed to the specification of test standard.
- 3 For corrected test results are listed in the relevant table of radiated test data of this test report.



Worldwide Testing Services(Taiwan) Co., Ltd.

Registration number: W6M21012-11105-C-1
FCC ID: T9J-RN171



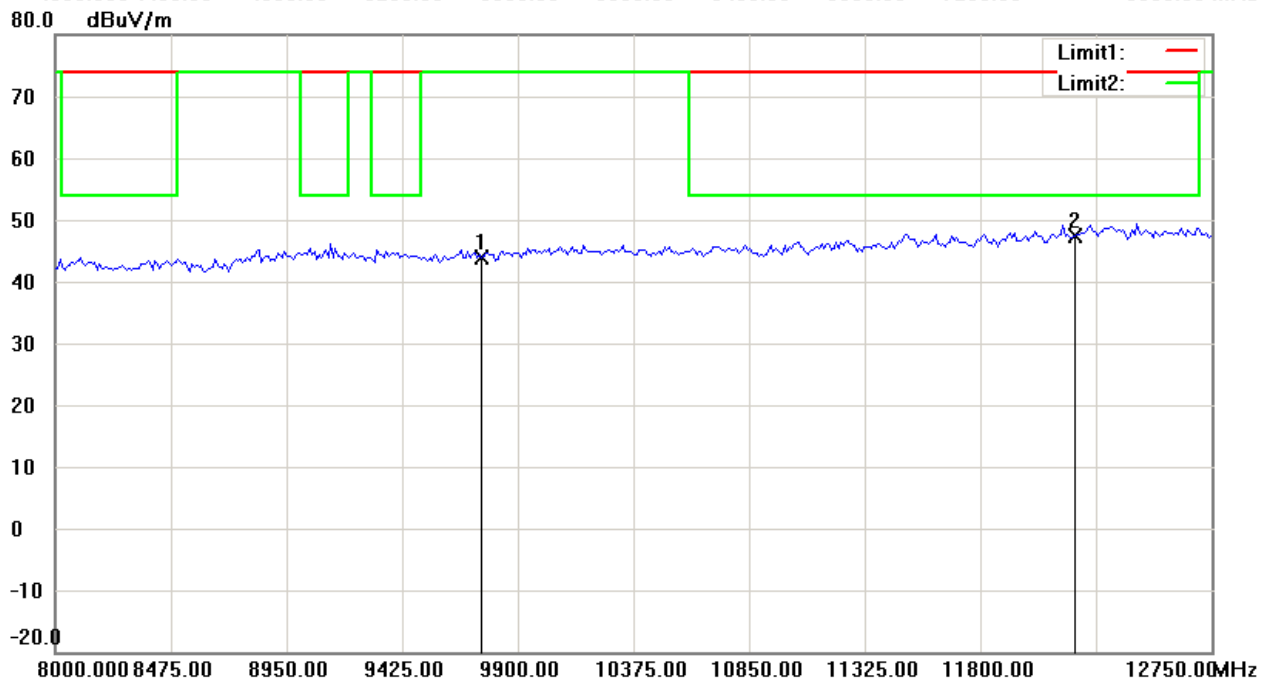
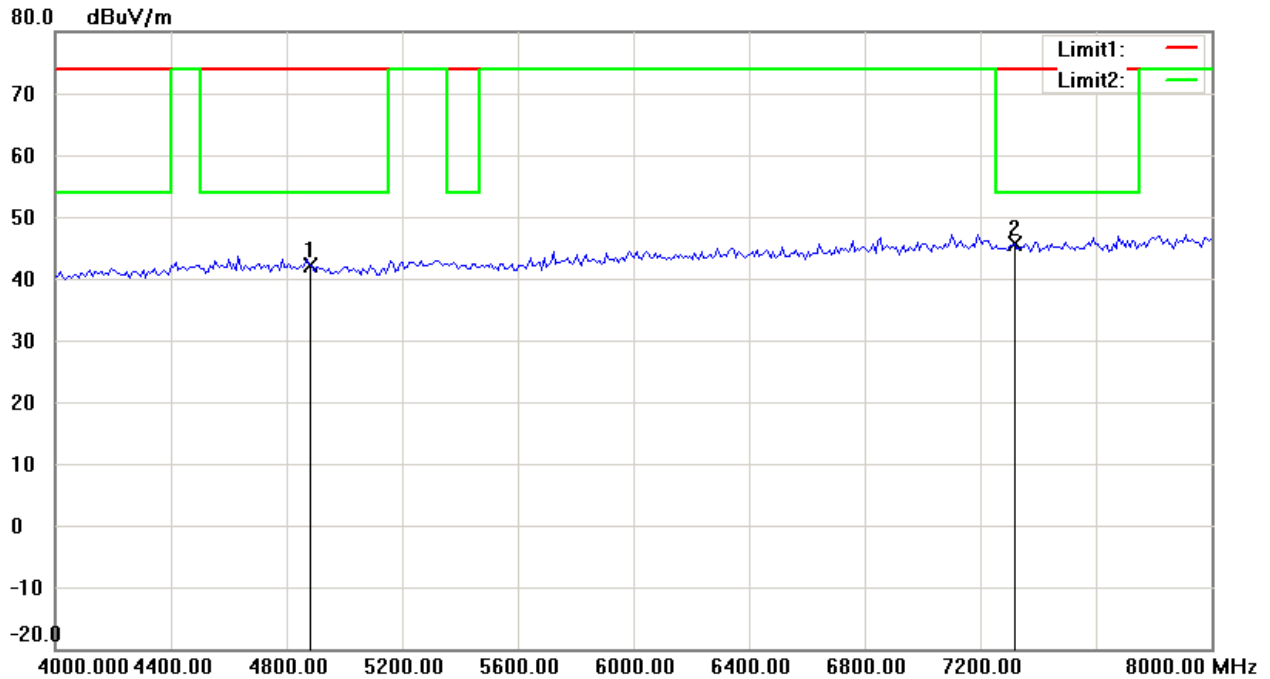
Note: Up Line: Peak Limit Line, Down Line: Ave Limit Line

- 1 The attached measurement plots are preliminarily pre-scanned with peak detector for determining the final checking frequencies and are for reference only.
- 2 The some frequencies may exceed the limit line without the specified detectors, but that cannot present the results are failed to the specification of test standard.
- 3 For corrected test results are listed in the relevant table of radiated test data of this test report.



Worldwide Testing Services(Taiwan) Co., Ltd.

Registration number: W6M21012-11105-C-1
FCC ID: T9J-RN171



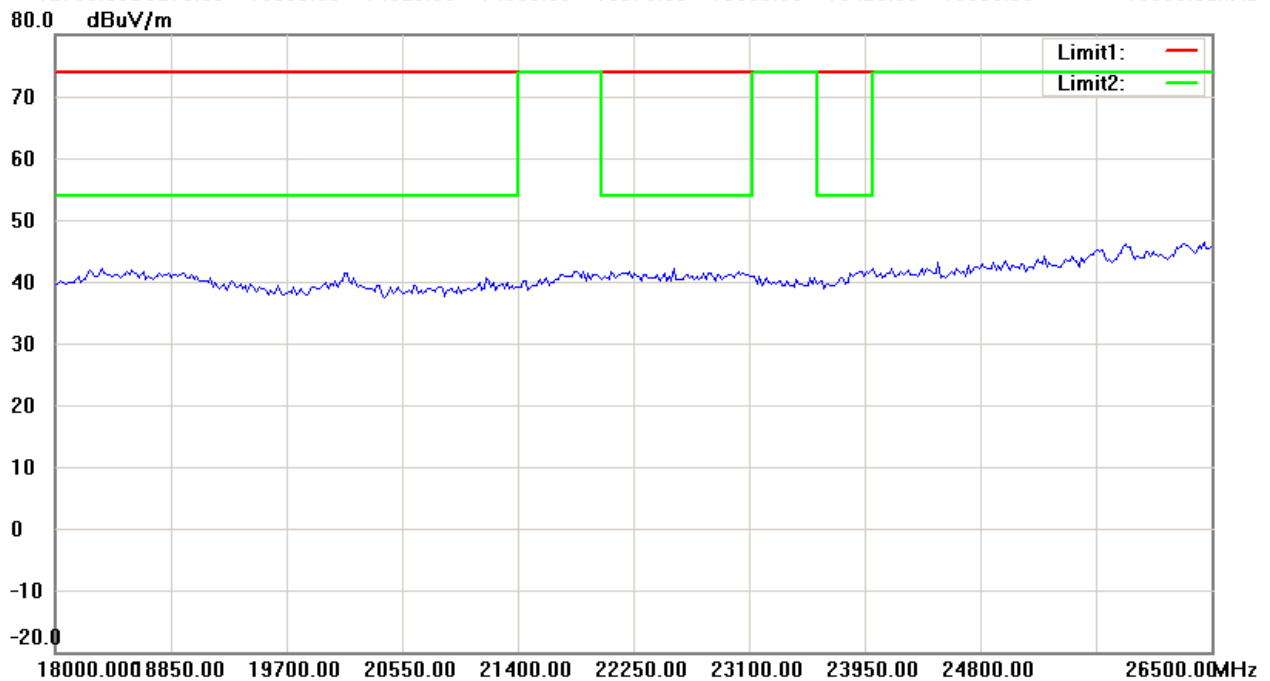
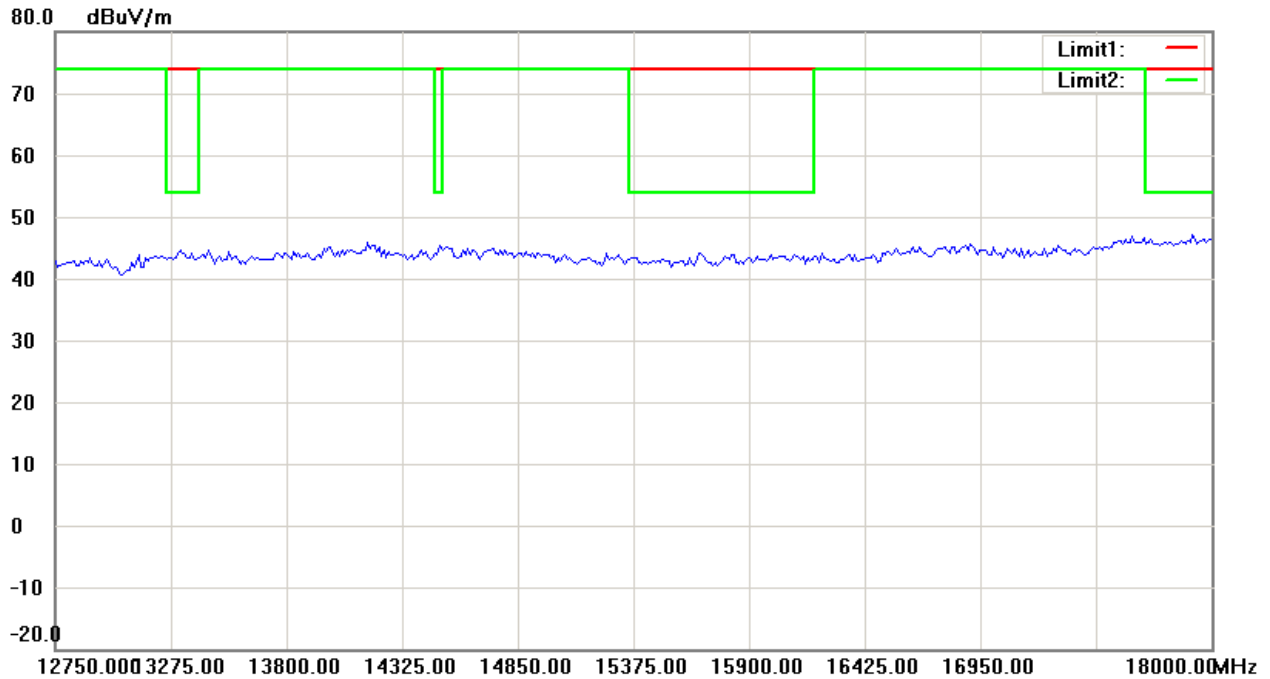
Note: Up Line: Peak Limit Line, Down Line: Ave Limit Line

- 1 The attached measurement plots are preliminarily pre-scanned with peak detector for determining the final checking frequencies and are for reference only.
- 2 The some frequencies may exceed the limit line without the specified detectors, but that cannot present the results are failed to the specification of test standard.
- 3 For corrected test results are listed in the relevant table of radiated test data of this test report.



Worldwide Testing Services(Taiwan) Co., Ltd.

Registration number: W6M21012-11105-C-1
FCC ID: T9J-RN171



Note: Up Line: Peak Limit Line, Down Line: Ave Limit Line

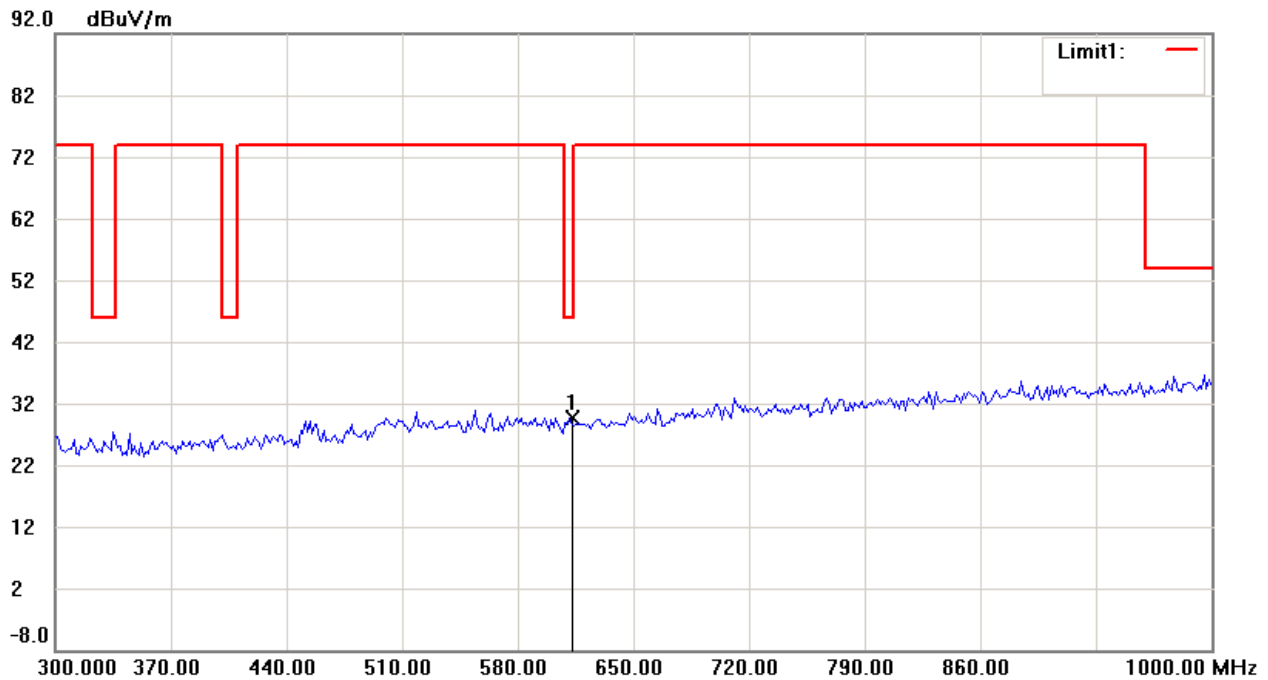
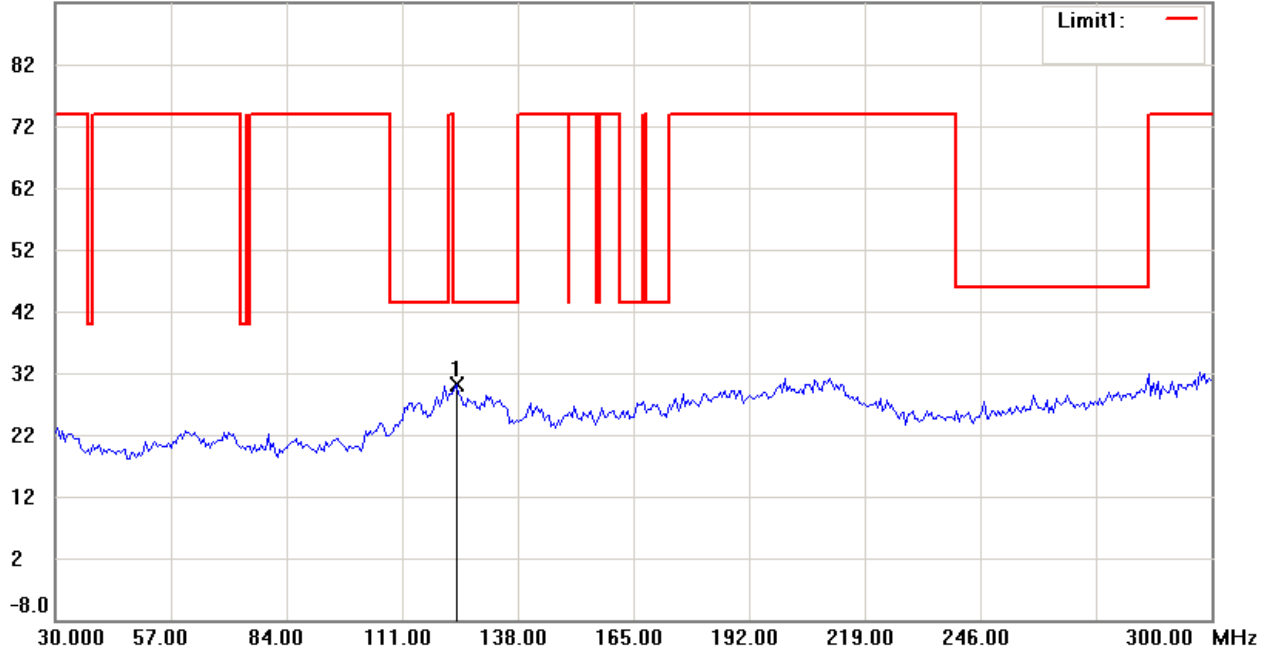
- 1 The attached measurement plots are preliminarily pre-scanned with peak detector for determining the final checking frequencies and are for reference only.
- 2 The some frequencies may exceed the limit line without the specified detectors, but that cannot present the results are failed to the specification of test standard.
- 3 For corrected test results are listed in the relevant table of radiated test data of this test report.



Worldwide Testing Services(Taiwan) Co., Ltd.

Registration number: W6M21012-11105-C-1
FCC ID: T9J-RN171

Channel 11
Antenna Polarization H
92.0 dBuV/m



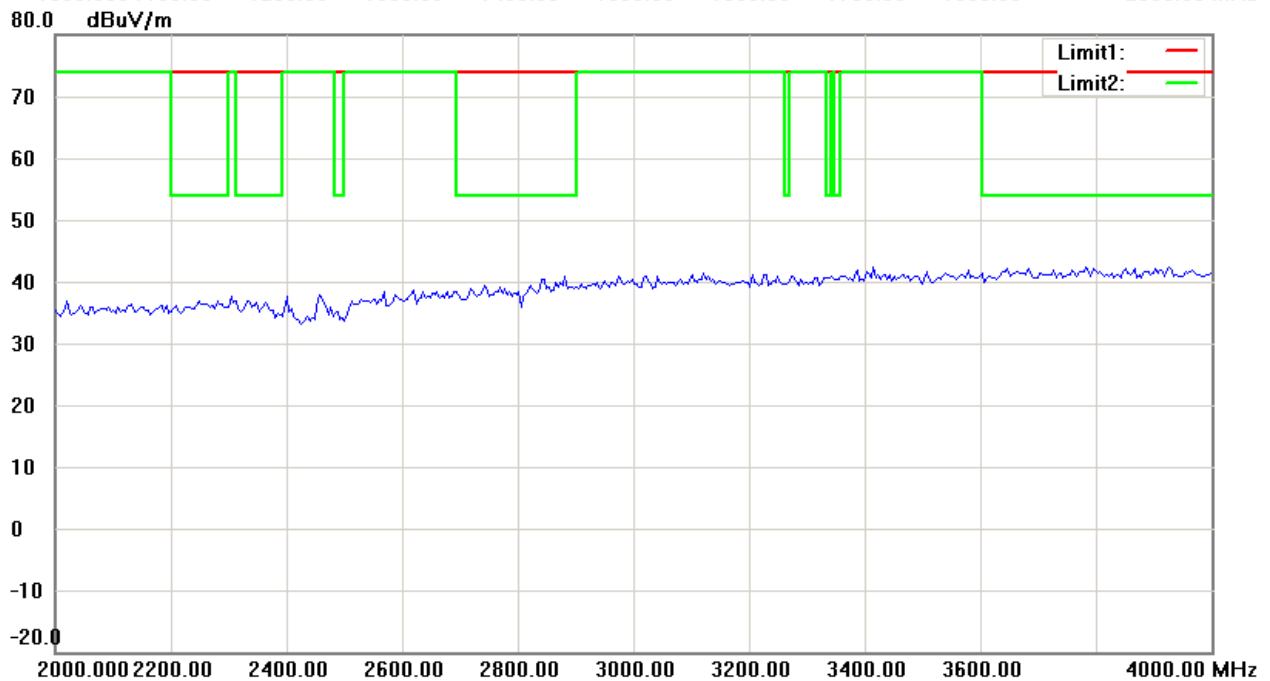
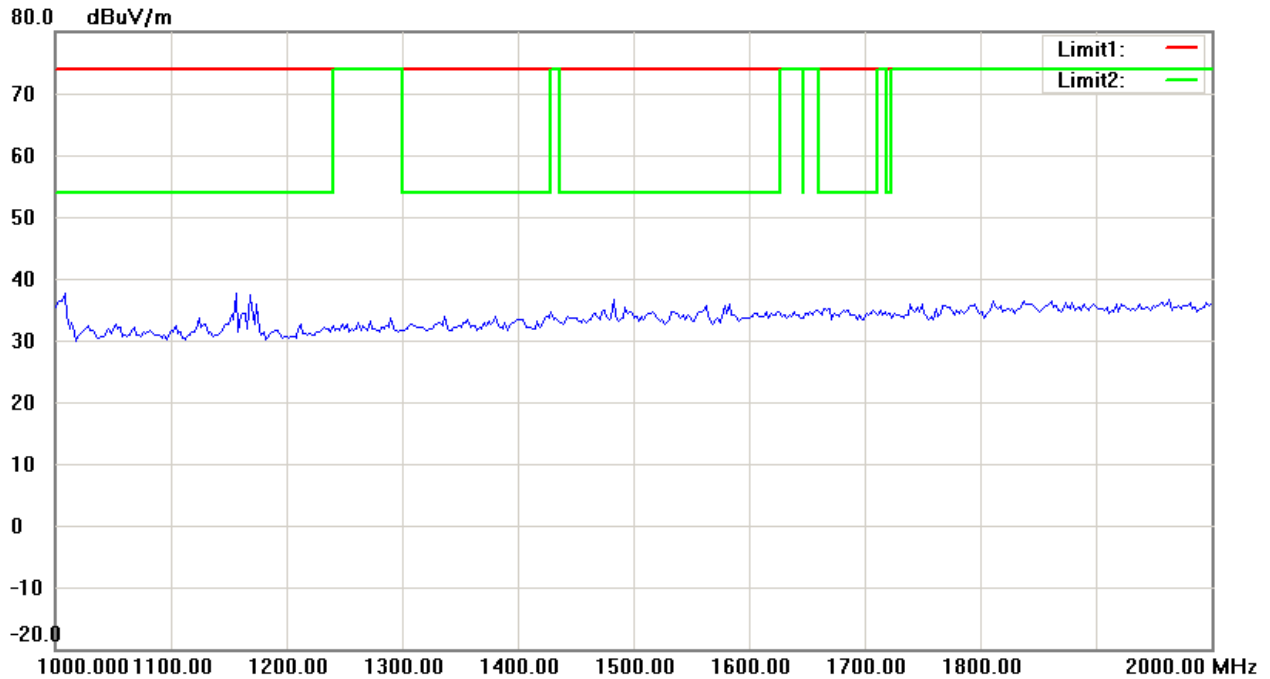
Note: Up Line: Peak Limit Line, Down Line: Ave Limit Line

- 1 The attached measurement plots are preliminarily pre-scanned with peak detector for determining the final checking frequencies and are for reference only.
- 2 The some frequencies may exceed the limit line without the specified detectors, but that cannot present the results are failed to the specification of test standard.
- 3 For corrected test results are listed in the relevant table of radiated test data of this test report.



Worldwide Testing Services(Taiwan) Co., Ltd.

Registration number: W6M21012-11105-C-1
FCC ID: T9J-RN171



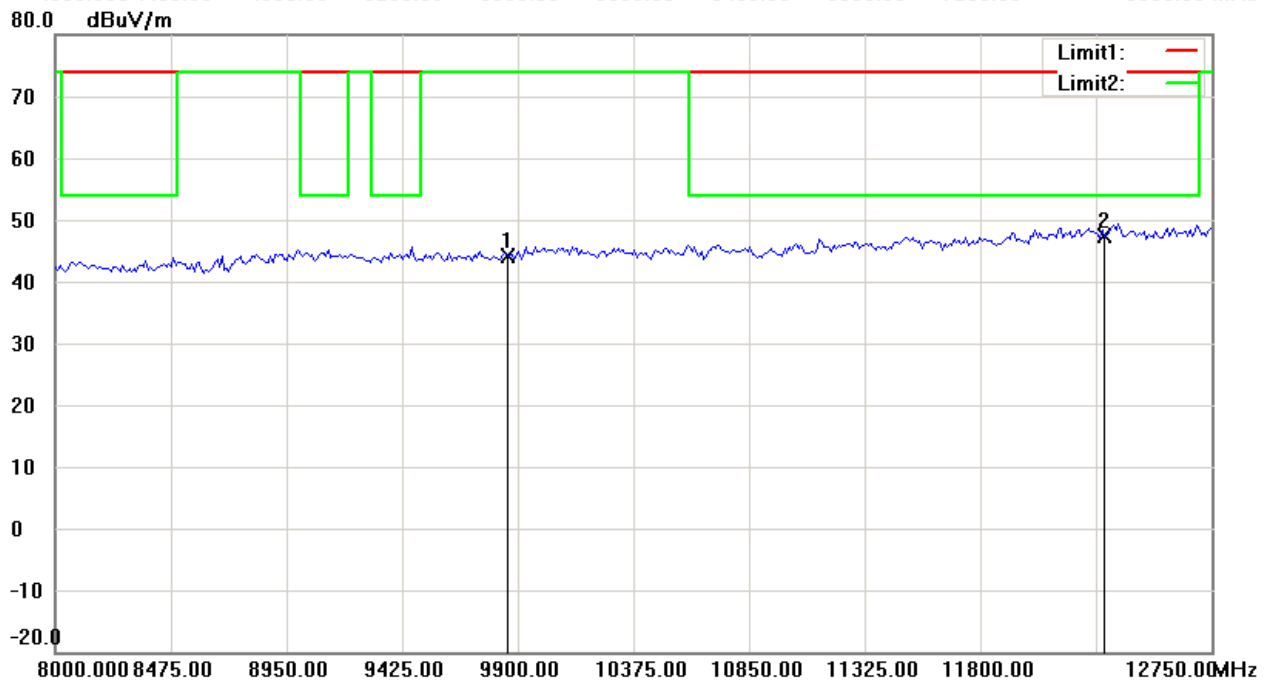
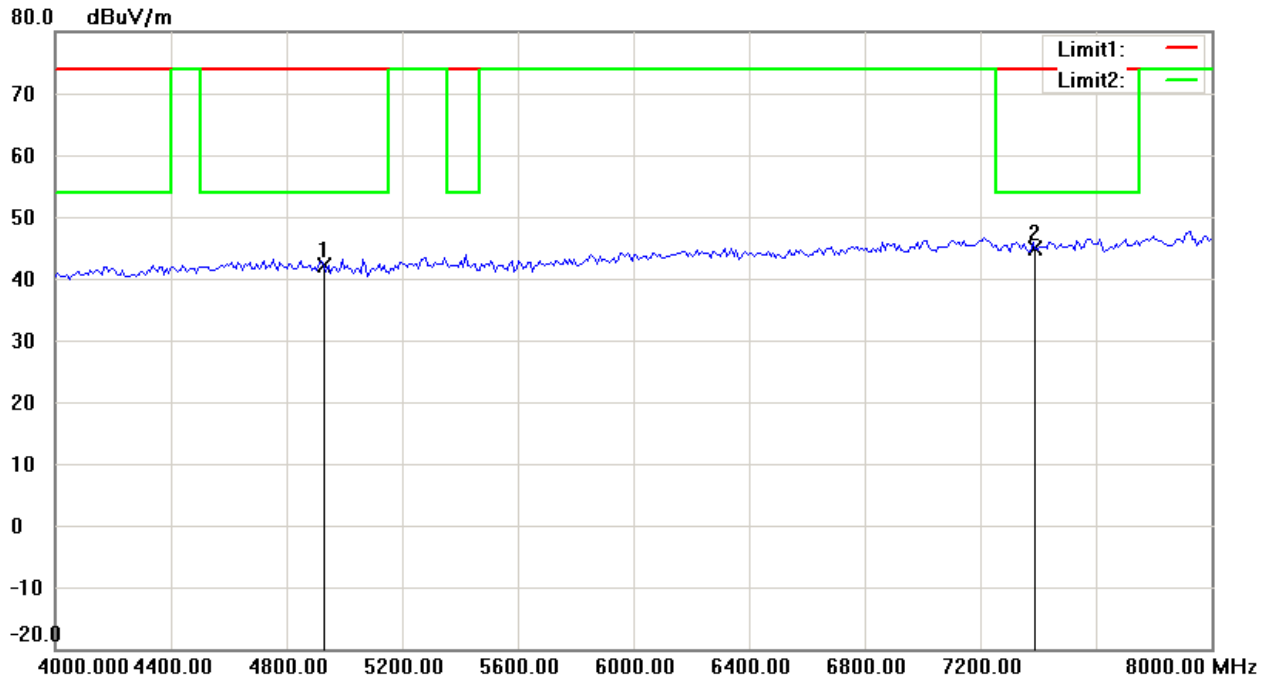
Note: Up Line: Peak Limit Line, Down Line: Ave Limit Line

- 1 The attached measurement plots are preliminarily pre-scanned with peak detector for determining the final checking frequencies and are for reference only.
- 2 The some frequencies may exceed the limit line without the specified detectors, but that cannot present the results are failed to the specification of test standard.
- 3 For corrected test results are listed in the relevant table of radiated test data of this test report.



Worldwide Testing Services(Taiwan) Co., Ltd.

Registration number: W6M21012-11105-C-1
FCC ID: T9J-RN171



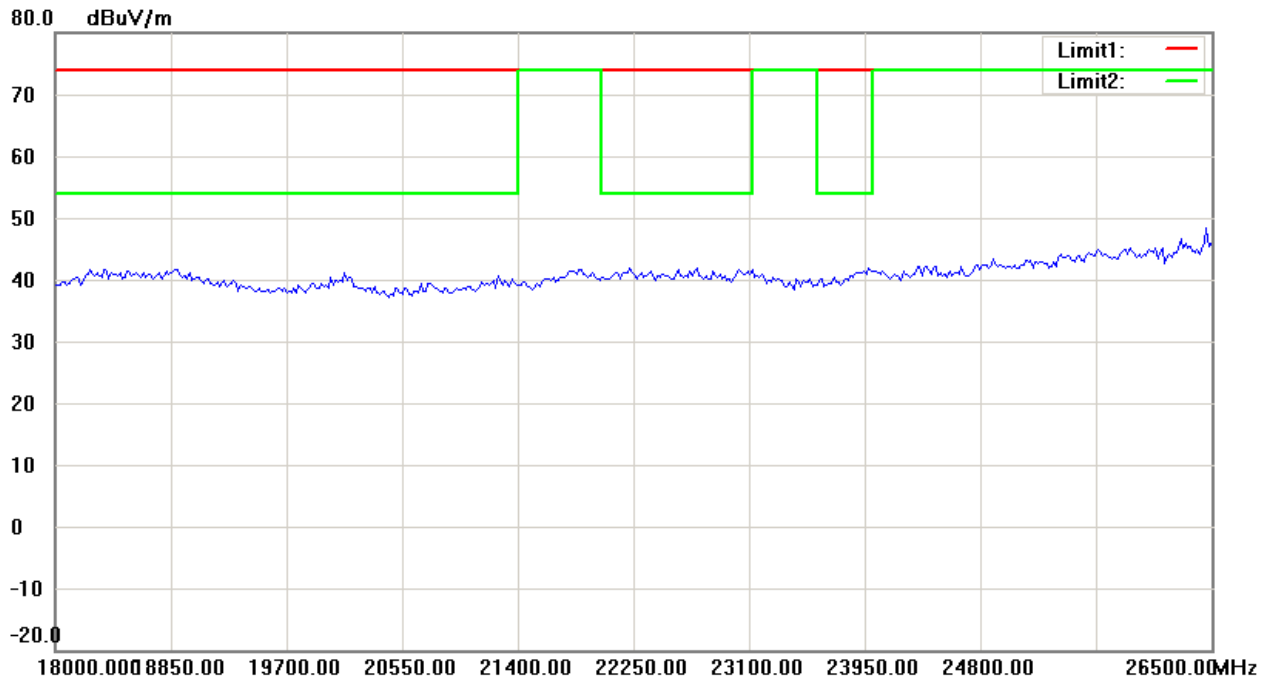
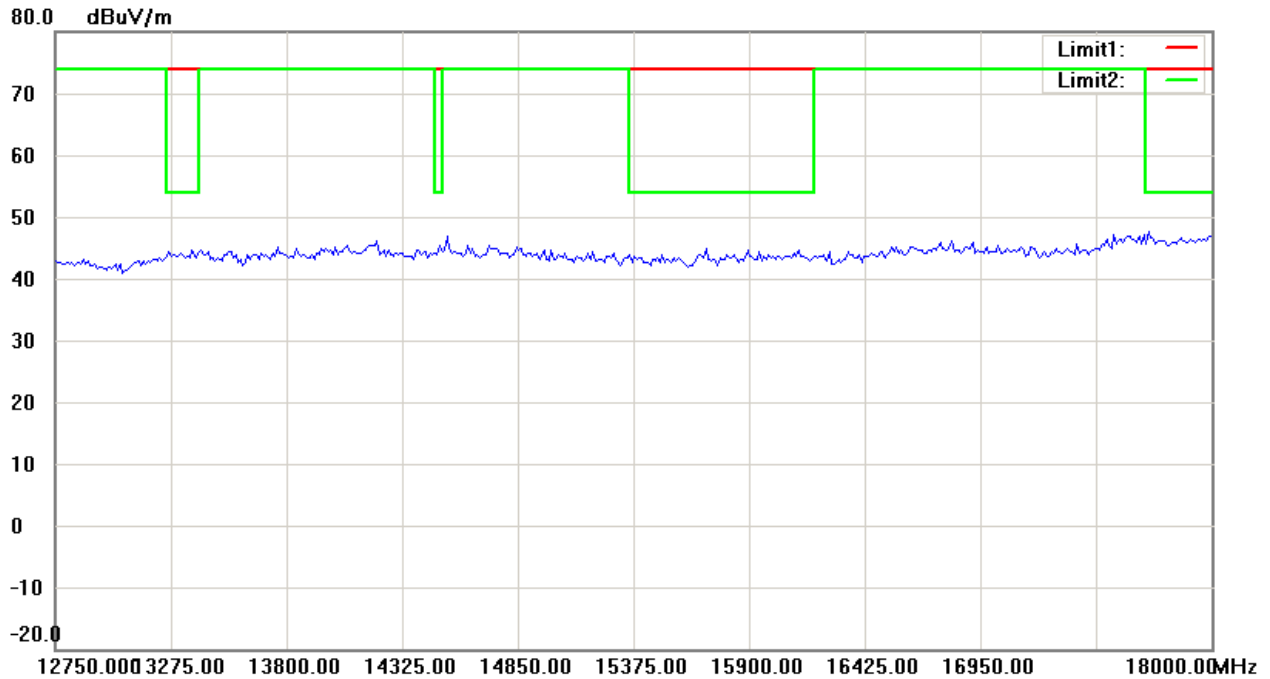
Note: Up Line: Peak Limit Line, Down Line: Ave Limit Line

- 1 The attached measurement plots are preliminarily pre-scanned with peak detector for determining the final checking frequencies and are for reference only.
- 2 The some frequencies may exceed the limit line without the specified detectors, but that cannot present the results are failed to the specification of test standard.
- 3 For corrected test results are listed in the relevant table of radiated test data of this test report.



Worldwide Testing Services(Taiwan) Co., Ltd.

Registration number: W6M21012-11105-C-1
FCC ID: T9J-RN171



Note: Up Line: Peak Limit Line, Down Line: Ave Limit Line

- 1 The attached measurement plots are preliminarily pre-scanned with peak detector for determining the final checking frequencies and are for reference only.
- 2 The some frequencies may exceed the limit line without the specified detectors, but that cannot present the results are failed to the specification of test standard.
- 3 For corrected test results are listed in the relevant table of radiated test data of this test report.



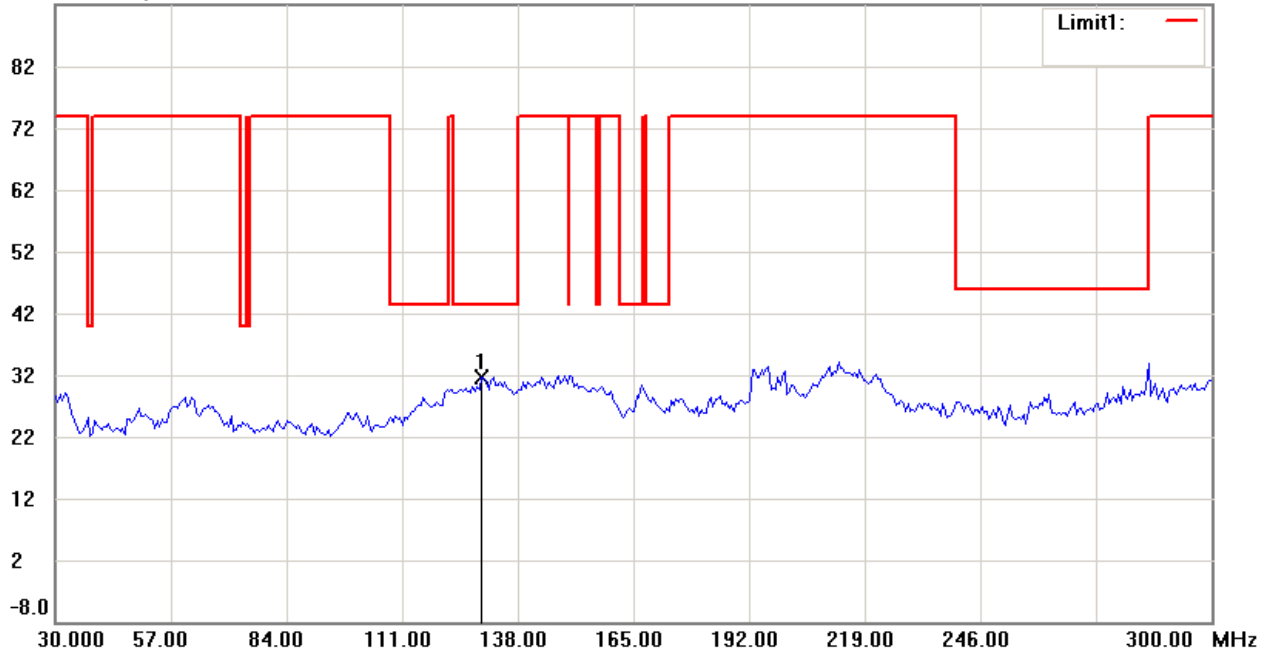
Worldwide Testing Services(Taiwan) Co., Ltd.

Registration number: W6M21012-11105-C-1

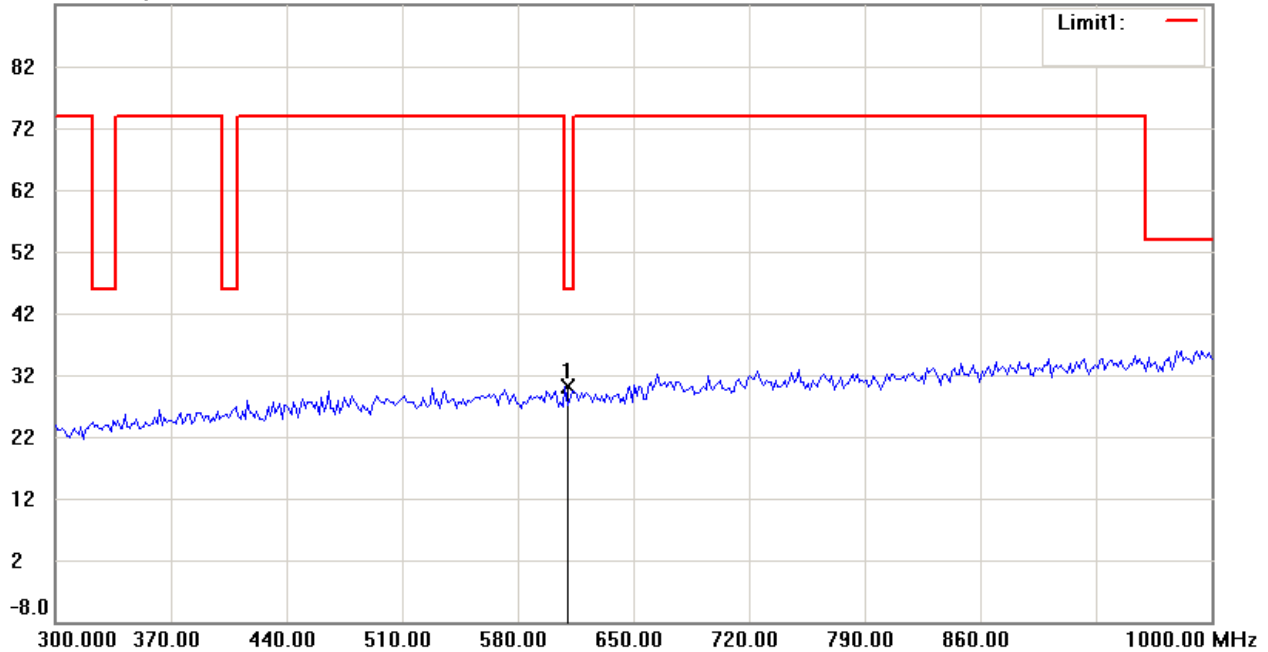
FCC ID: T9J-RN171

Antenna Polarization V

92.0 dBuV/m



92.0 dBuV/m



Note: Up Line: Peak Limit Line, Down Line: Ave Limit Line

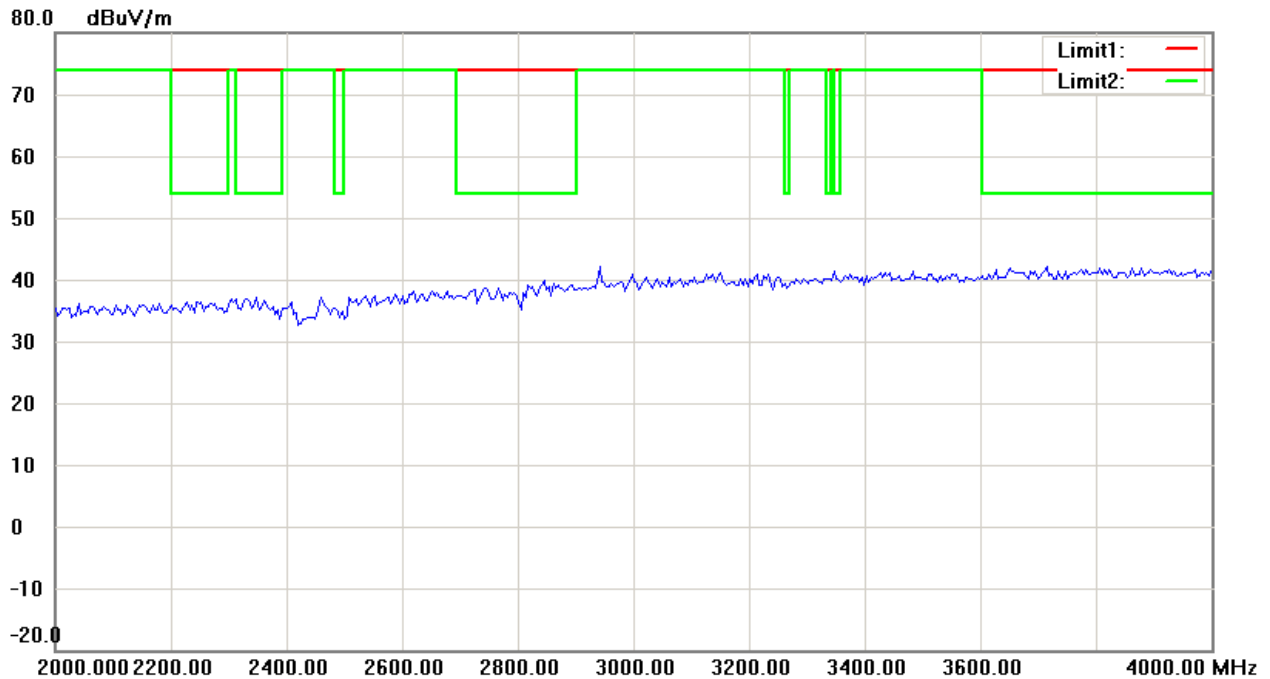
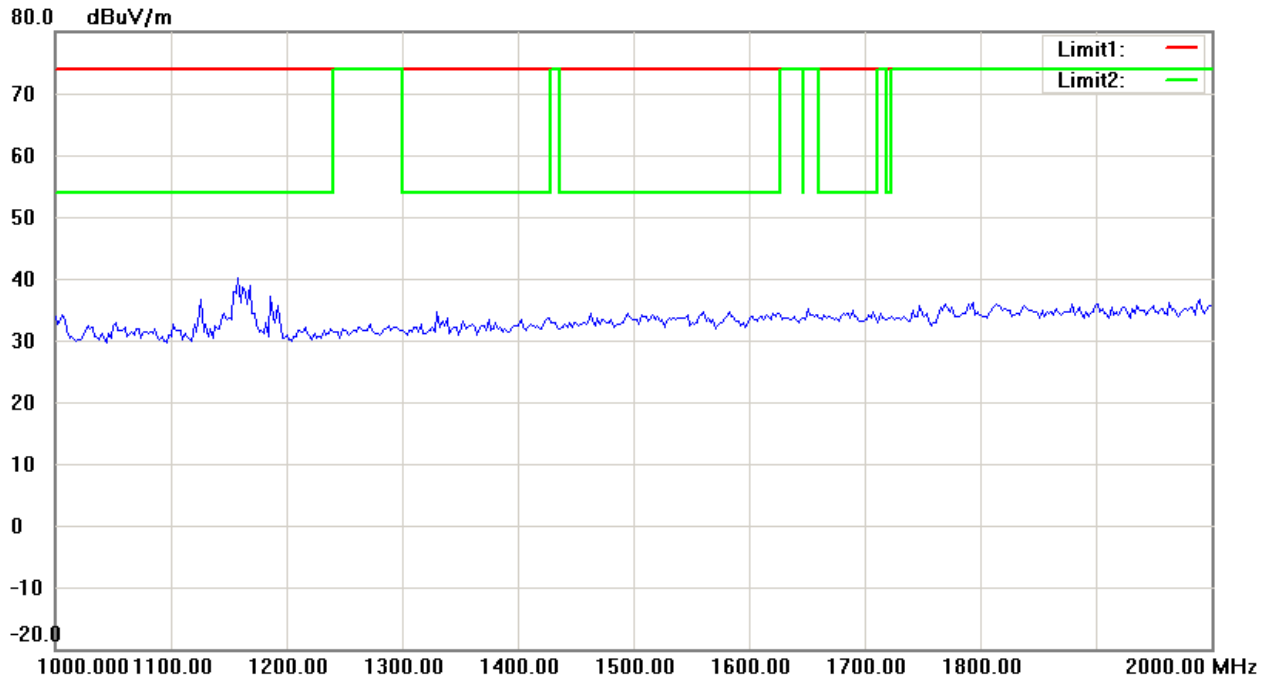
- 1 The attached measurement plots are preliminarily pre-scanned with peak detector for determining the final checking frequencies and are for reference only.
- 2 The some frequencies may exceed the limit line without the specified detectors, but that cannot present the results are failed to the specification of test standard.
- 3 For corrected test results are listed in the relevant table of radiated test data of this test report.



Worldwide Testing Services(Taiwan) Co., Ltd.

Registration number: W6M21012-11105-C-1

FCC ID: T9J-RN171



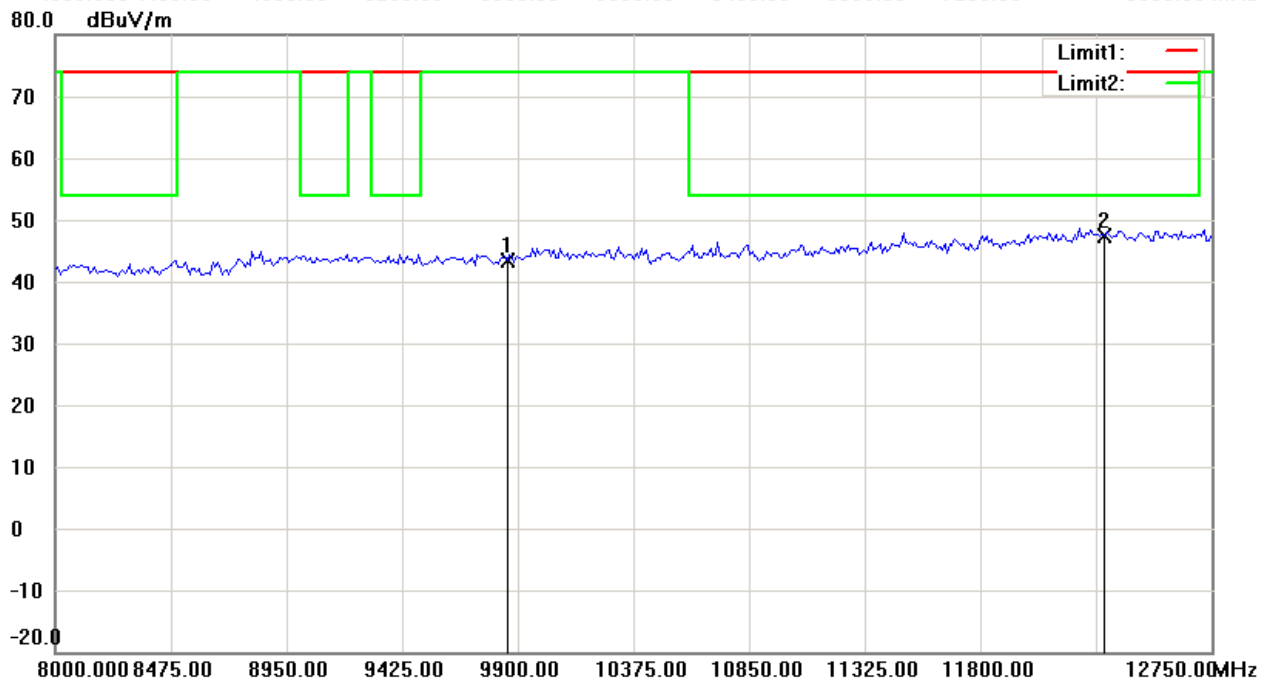
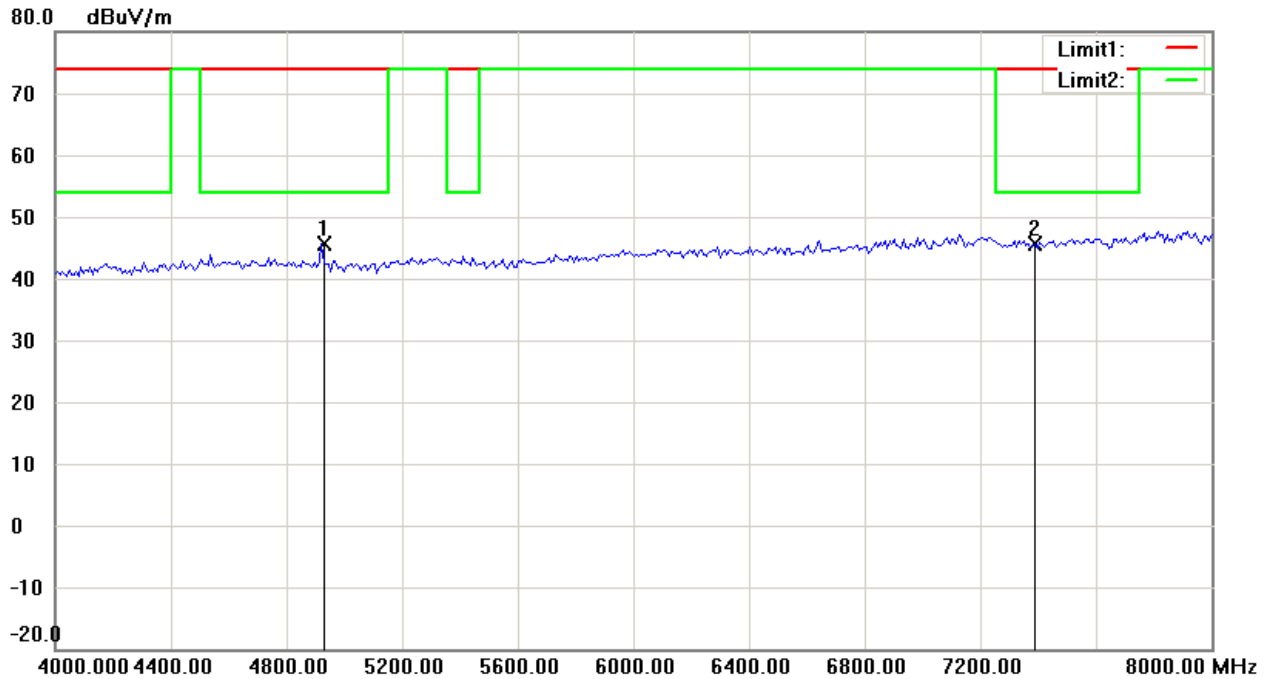
Note: Up Line: Peak Limit Line, Down Line: Ave Limit Line

- 1 The attached measurement plots are preliminarily pre-scanned with peak detector for determining the final checking frequencies and are for reference only.
- 2 The some frequencies may exceed the limit line without the specified detectors, but that cannot present the results are failed to the specification of test standard.
- 3 For corrected test results are listed in the relevant table of radiated test data of this test report.



Worldwide Testing Services(Taiwan) Co., Ltd.

Registration number: W6M21012-11105-C-1
FCC ID: T9J-RN171



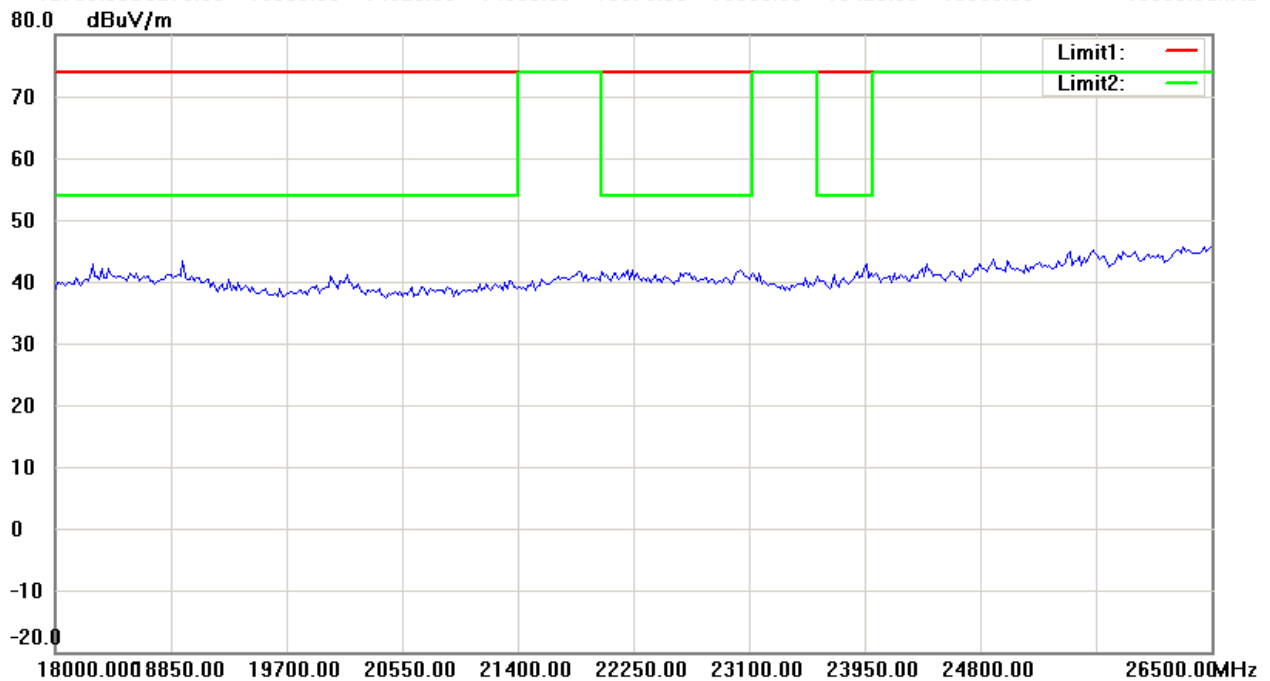
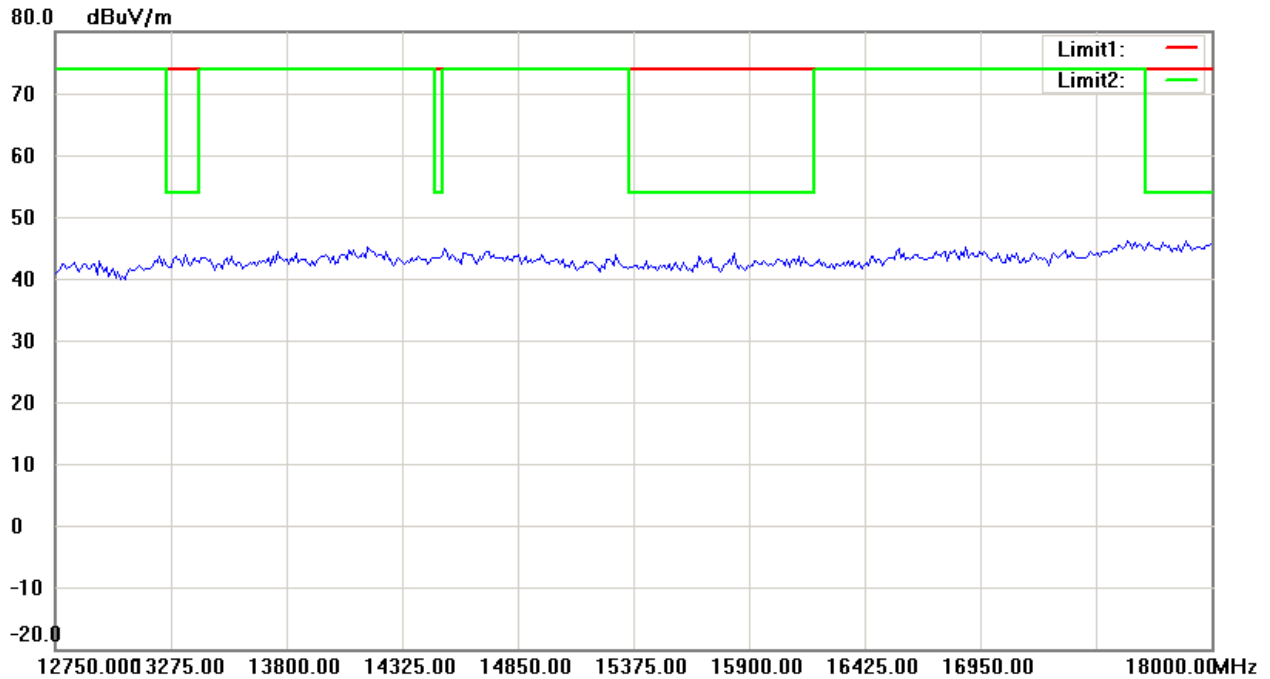
Note: Up Line: Peak Limit Line, Down Line: Ave Limit Line

- 1 The attached measurement plots are preliminarily pre-scanned with peak detector for determining the final checking frequencies and are for reference only.
- 2 The some frequencies may exceed the limit line without the specified detectors, but that cannot present the results are failed to the specification of test standard.
- 3 For corrected test results are listed in the relevant table of radiated test data of this test report.



Worldwide Testing Services(Taiwan) Co., Ltd.

Registration number: W6M21012-11105-C-1
FCC ID: T9J-RN171



Note: Up Line: Peak Limit Line, Down Line: Ave Limit Line

- 1 The attached measurement plots are preliminarily pre-scanned with peak detector for determining the final checking frequencies and are for reference only.
- 2 The some frequencies may exceed the limit line without the specified detectors, but that cannot present the results are failed to the specification of test standard.
- 3 For corrected test results are listed in the relevant table of radiated test data of this test report.



Registration number: W6M21012-11105-C-1
FCC ID: T9J-RN171

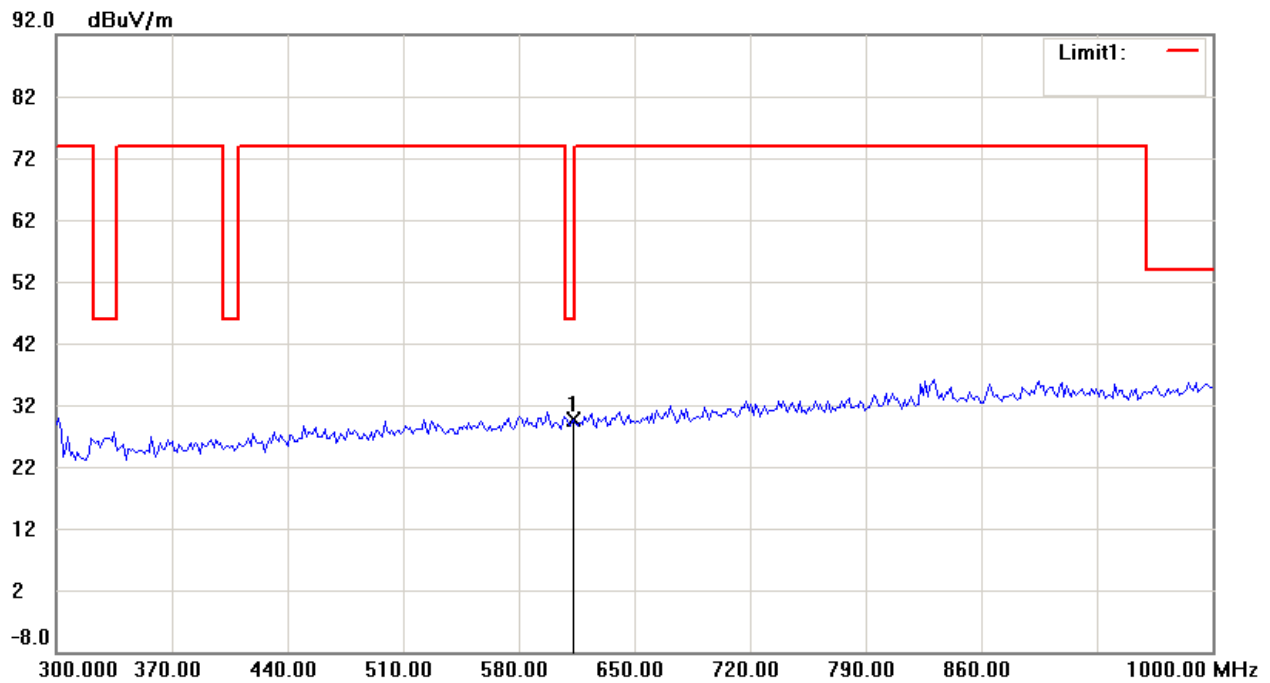
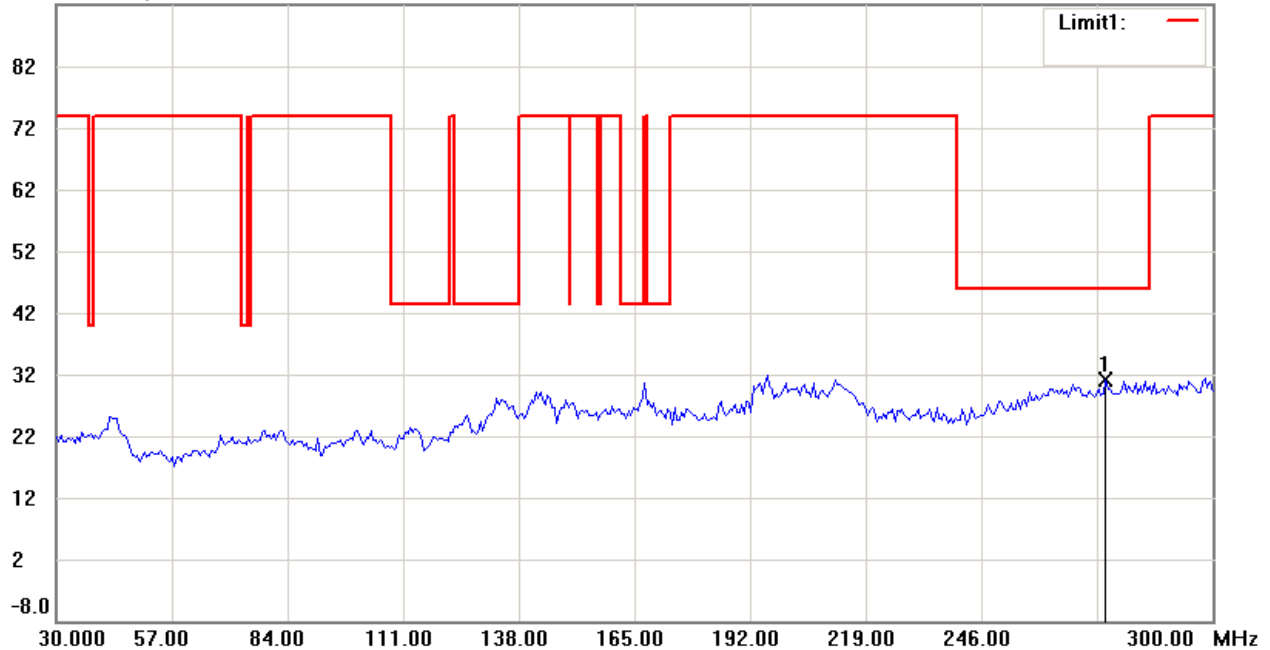
Spurious Emissions radiated-Antenna 5

802.11b

Channel 1

Antenna Polarization H

92.0 dBuV/m



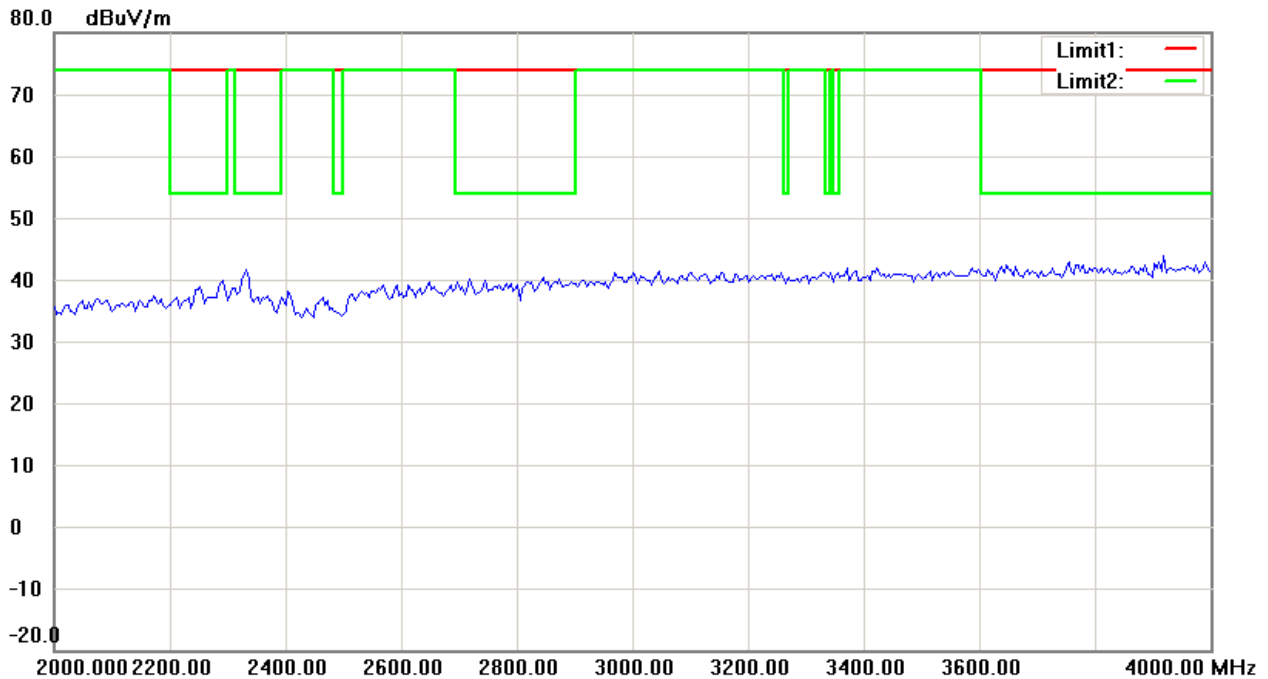
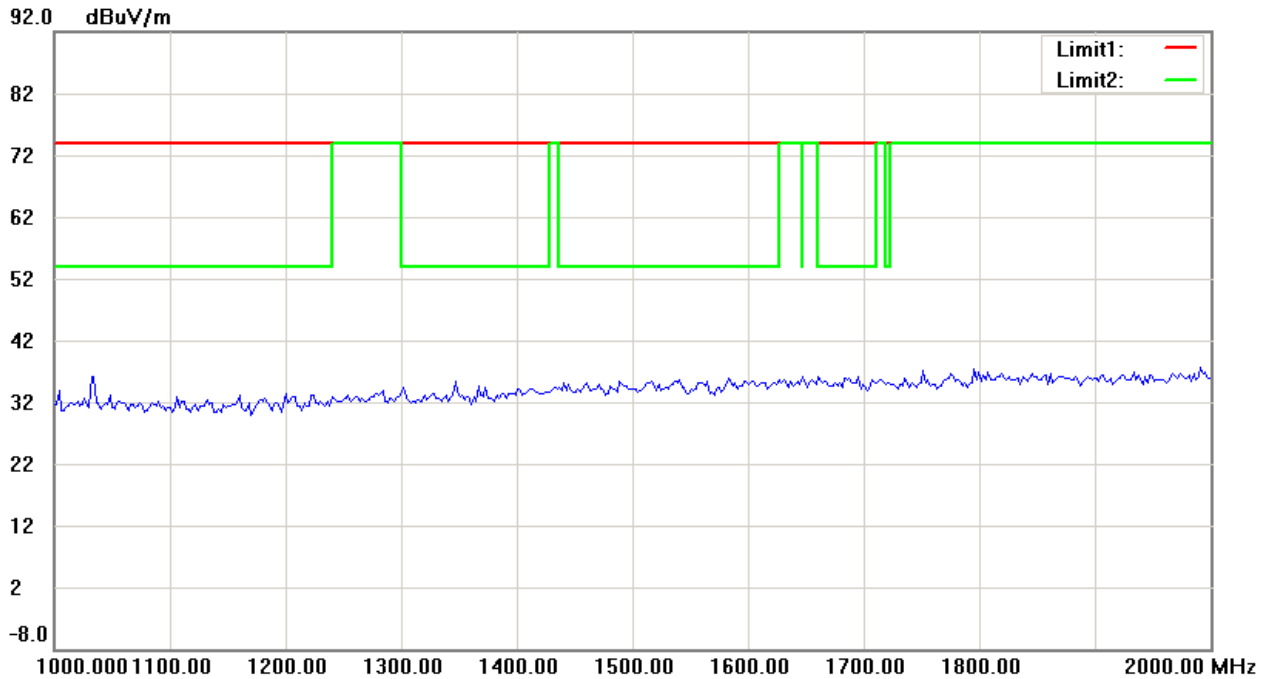
Note: Up Line: Peak Limit Line, Down Line: Ave Limit Line

- 1 The attached measurement plots are preliminarily pre-scanned with peak detector for determining the final checking frequencies and are for reference only.
- 2 The some frequencies may exceed the limit line without the specified detectors, but that cannot present the results are failed to the specification of test standard.
- 3 For corrected test results are listed in the relevant table of radiated test data of this test report.



Worldwide Testing Services(Taiwan) Co., Ltd.

Registration number: W6M21012-11105-C-1
FCC ID: T9J-RN171



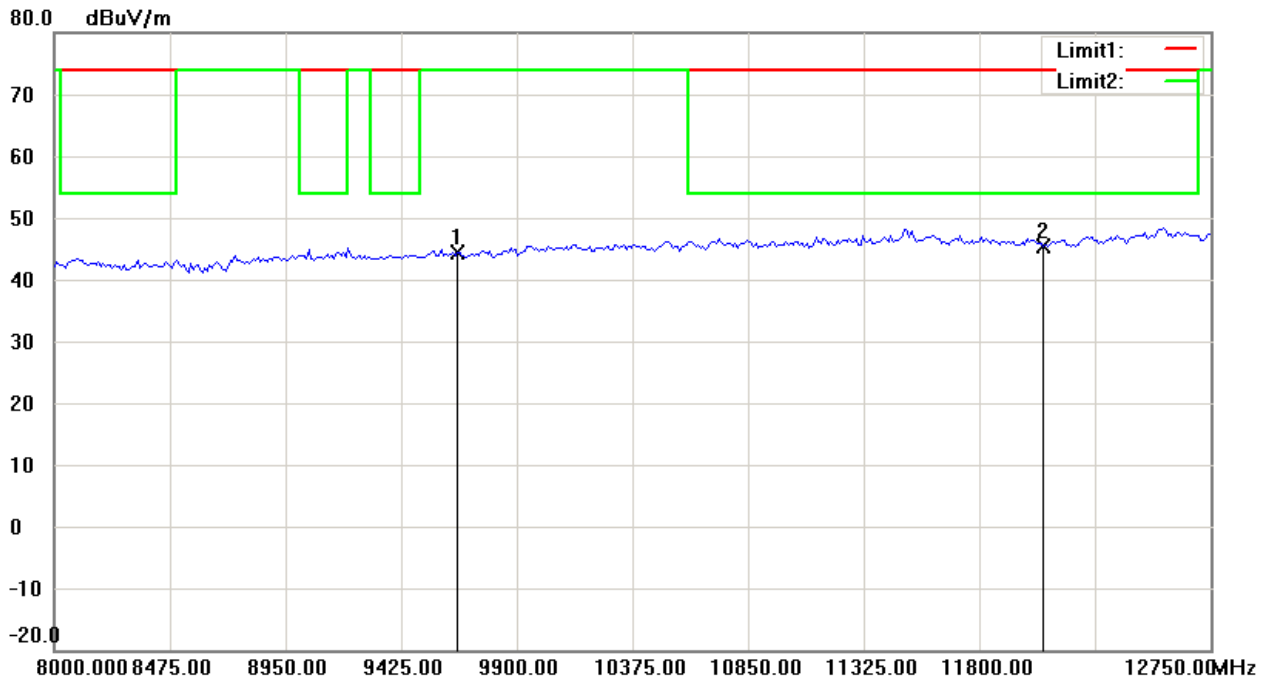
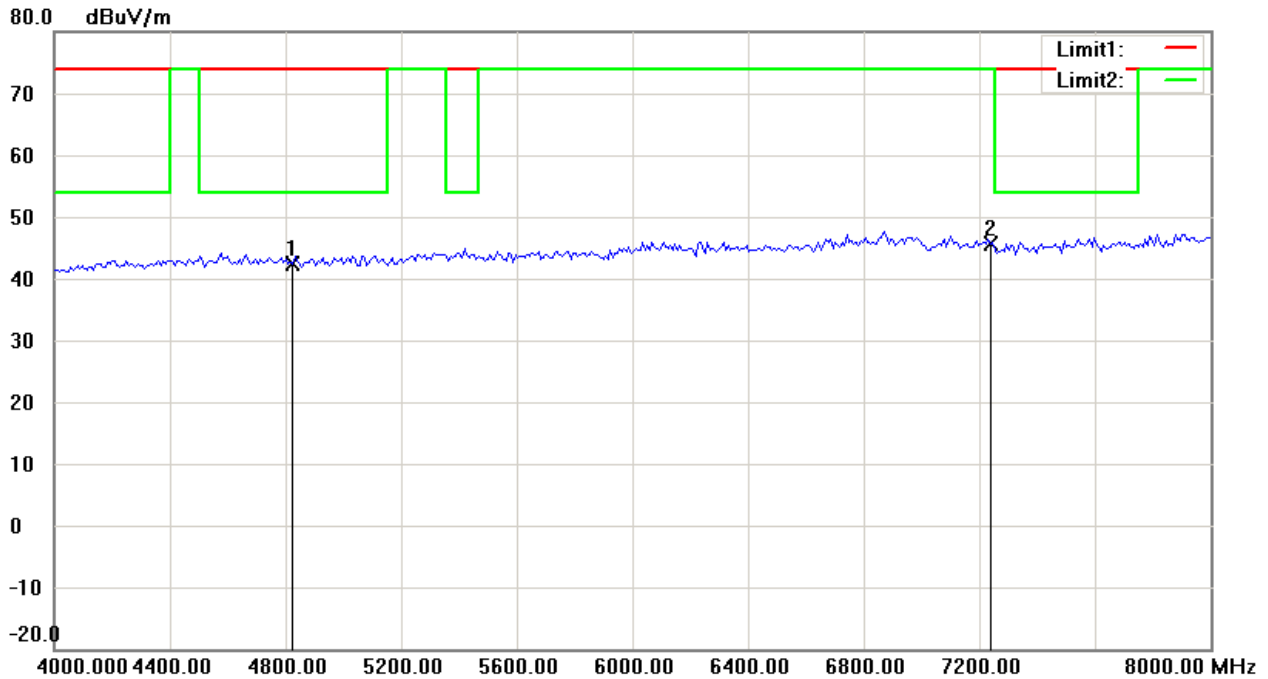
Note: Up Line: Peak Limit Line, Down Line: Ave Limit Line

- 1 The attached measurement plots are preliminarily pre-scanned with peak detector for determining the final checking frequencies and are for reference only.
- 2 The some frequencies may exceed the limit line without the specified detectors, but that cannot present the results are failed to the specification of test standard.
- 3 For corrected test results are listed in the relevant table of radiated test data of this test report.



Worldwide Testing Services(Taiwan) Co., Ltd.

Registration number: W6M21012-11105-C-1
FCC ID: T9J-RN171

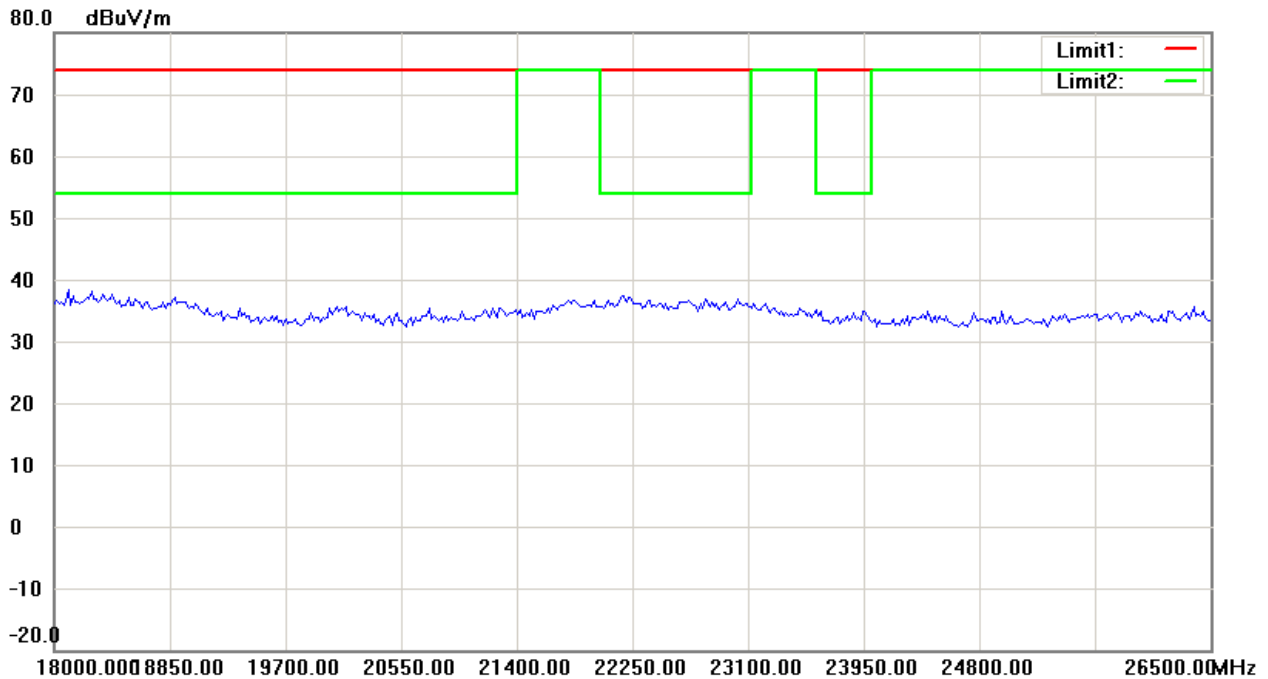
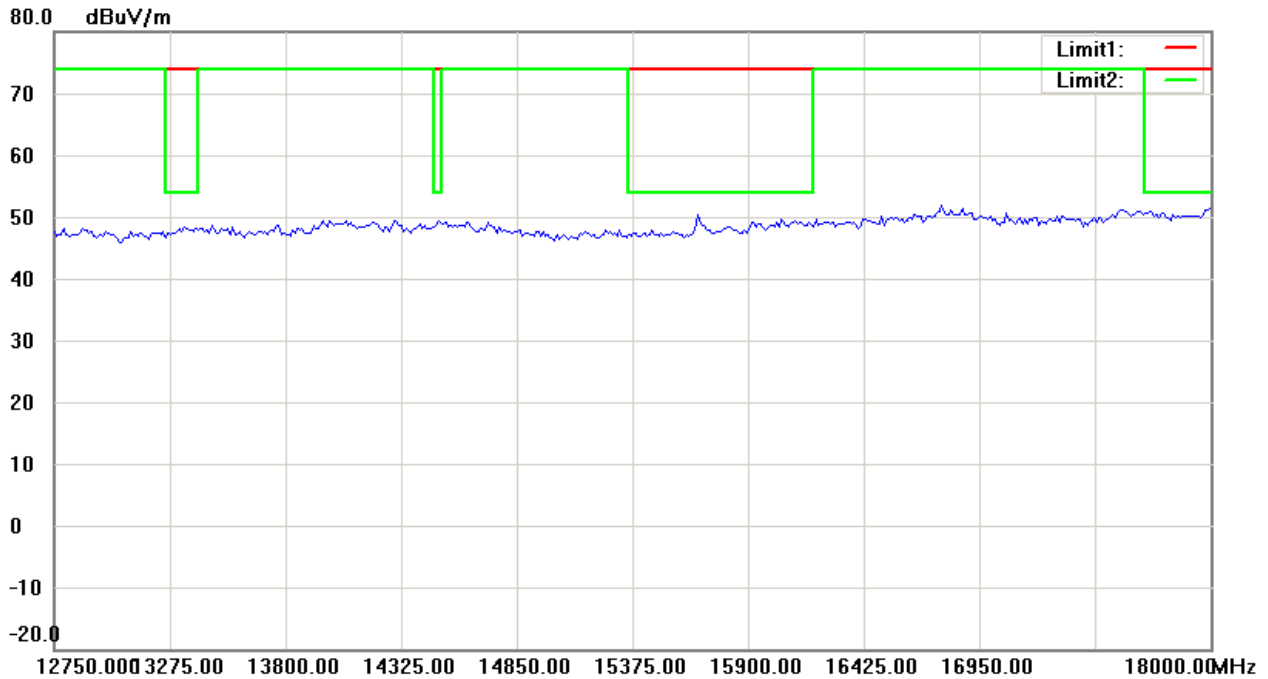


Note: Up Line: Peak Limit Line, Down Line: Ave Limit Line

- 1 The attached measurement plots are preliminarily pre-scanned with peak detector for determining the final checking frequencies and are for reference only.
- 2 The some frequencies may exceed the limit line without the specified detectors, but that cannot present the results are failed to the specification of test standard.
- 3 For corrected test results are listed in the relevant table of radiated test data of this test report.



Registration number: W6M21012-11105-C-1
FCC ID: T9J-RN171



Note: Up Line: Peak Limit Line, Down Line: Ave Limit Line

- 1 The attached measurement plots are preliminarily pre-scanned with peak detector for determining the final checking frequencies and are for reference only.
- 2 The some frequencies may exceed the limit line without the specified detectors, but that cannot present the results are failed to the specification of test standard.
- 3 For corrected test results are listed in the relevant table of radiated test data of this test report.



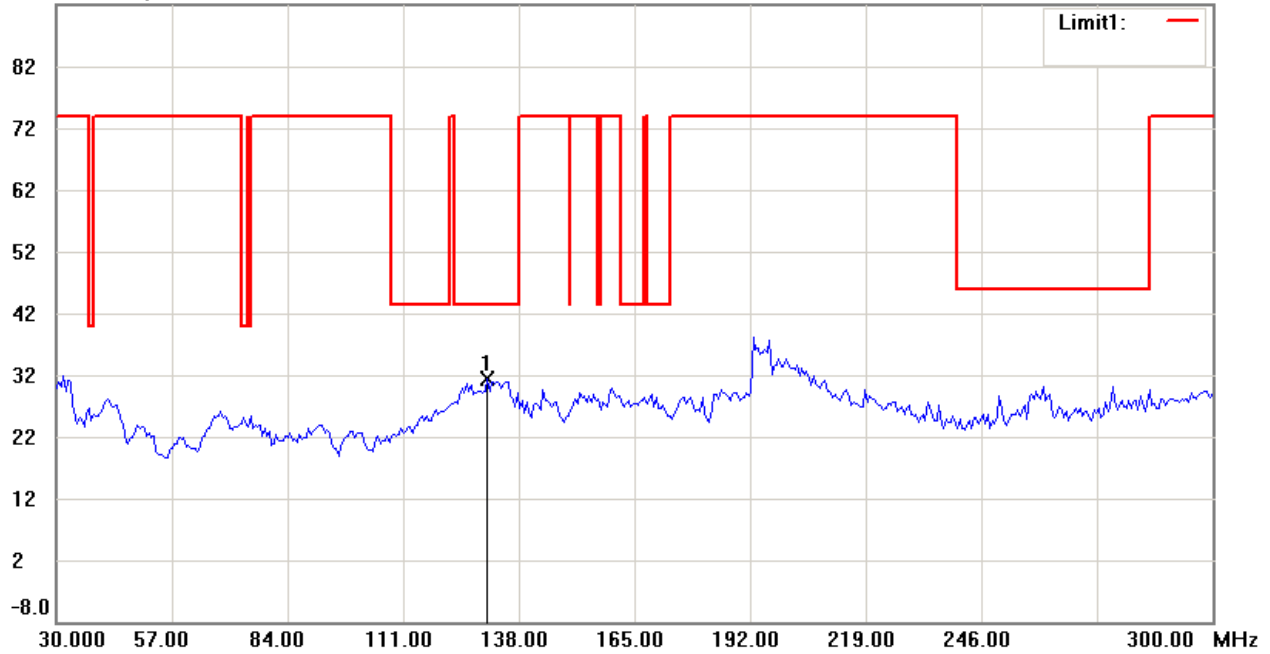
Worldwide Testing Services(Taiwan) Co., Ltd.

Registration number: W6M21012-11105-C-1

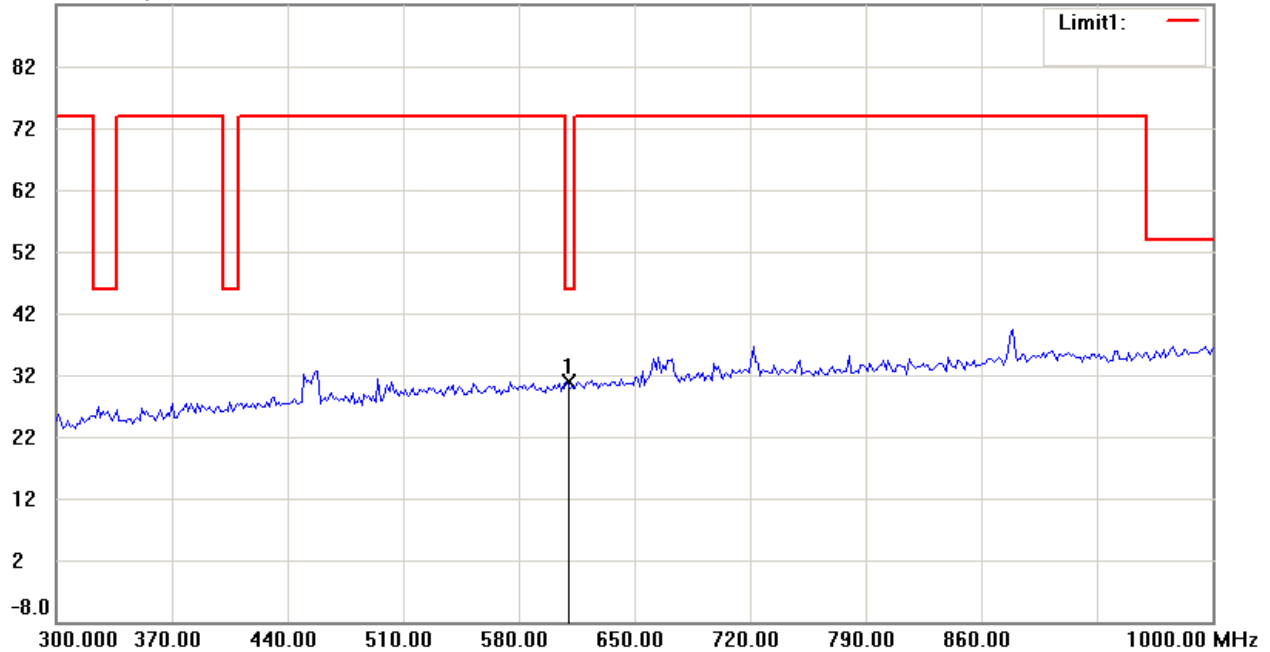
FCC ID: T9J-RN171

Antenna Polarization V

92.0 dBuV/m



92.0 dBuV/m



Note: Up Line: Peak Limit Line, Down Line: Ave Limit Line

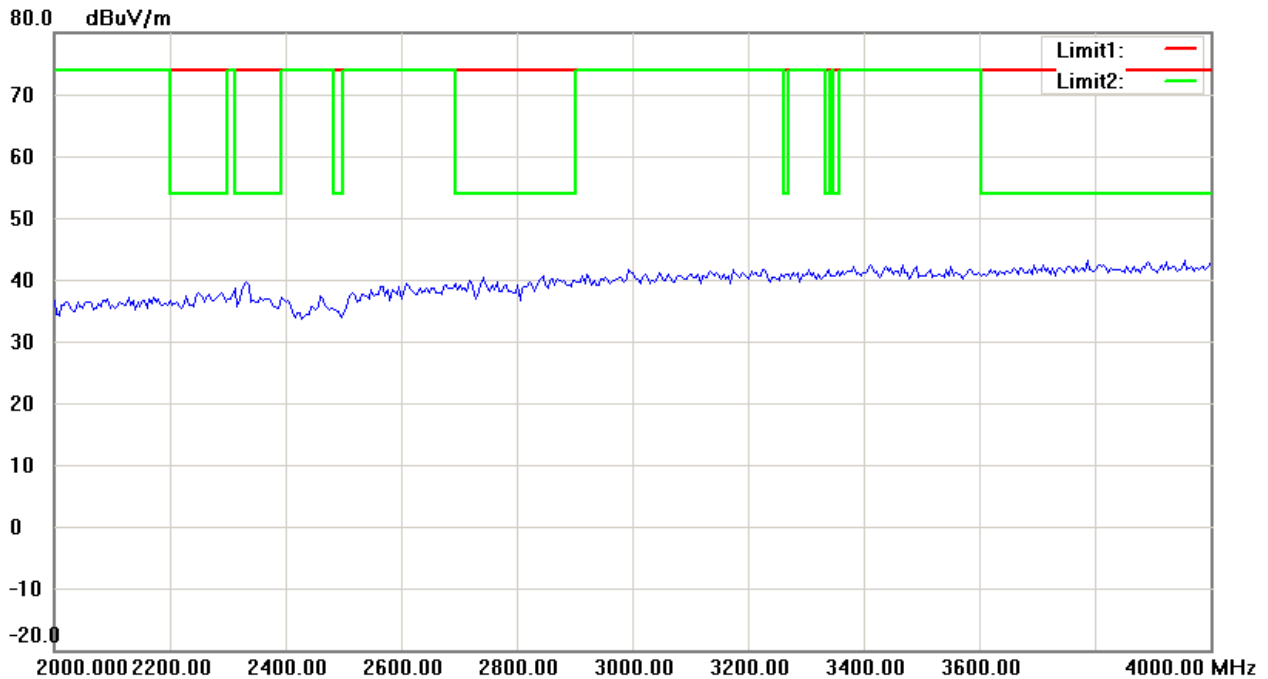
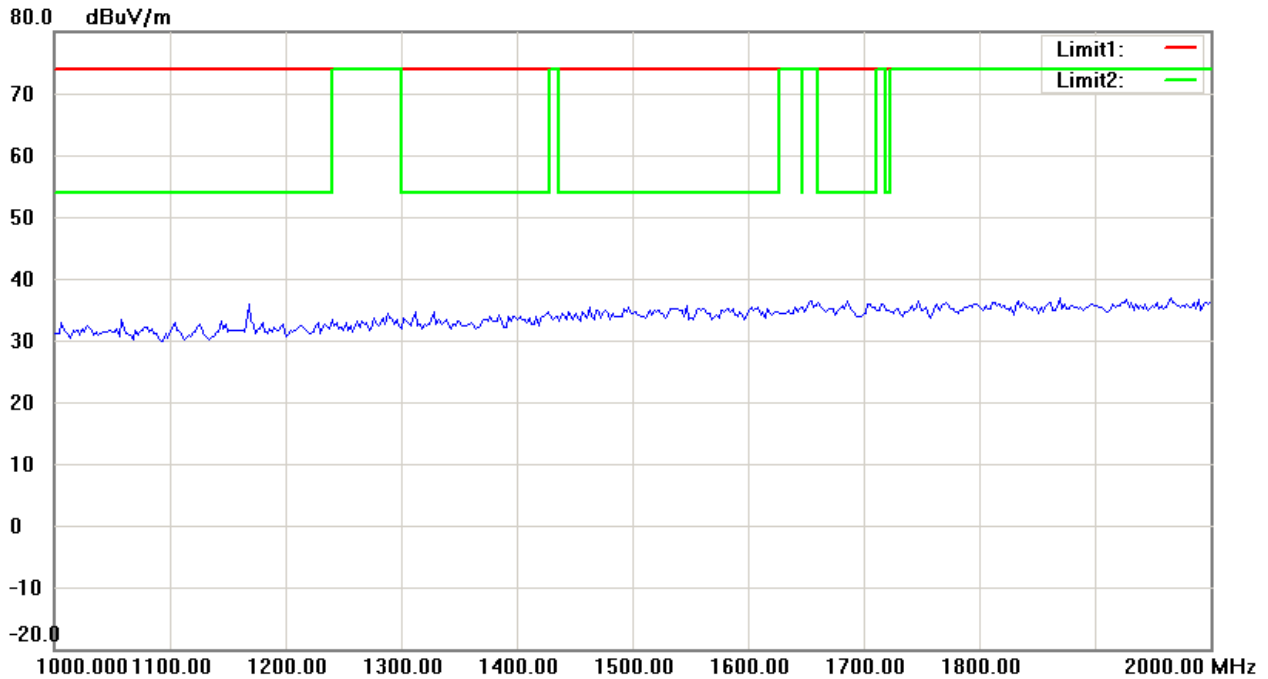
- 1 The attached measurement plots are preliminarily pre-scanned with peak detector for determining the final checking frequencies and are for reference only.
- 2 The some frequencies may exceed the limit line without the specified detectors, but that cannot present the results are failed to the specification of test standard.
- 3 For corrected test results are listed in the relevant table of radiated test data of this test report.



Worldwide Testing Services(Taiwan) Co., Ltd.

Registration number: W6M21012-11105-C-1

FCC ID: T9J-RN171



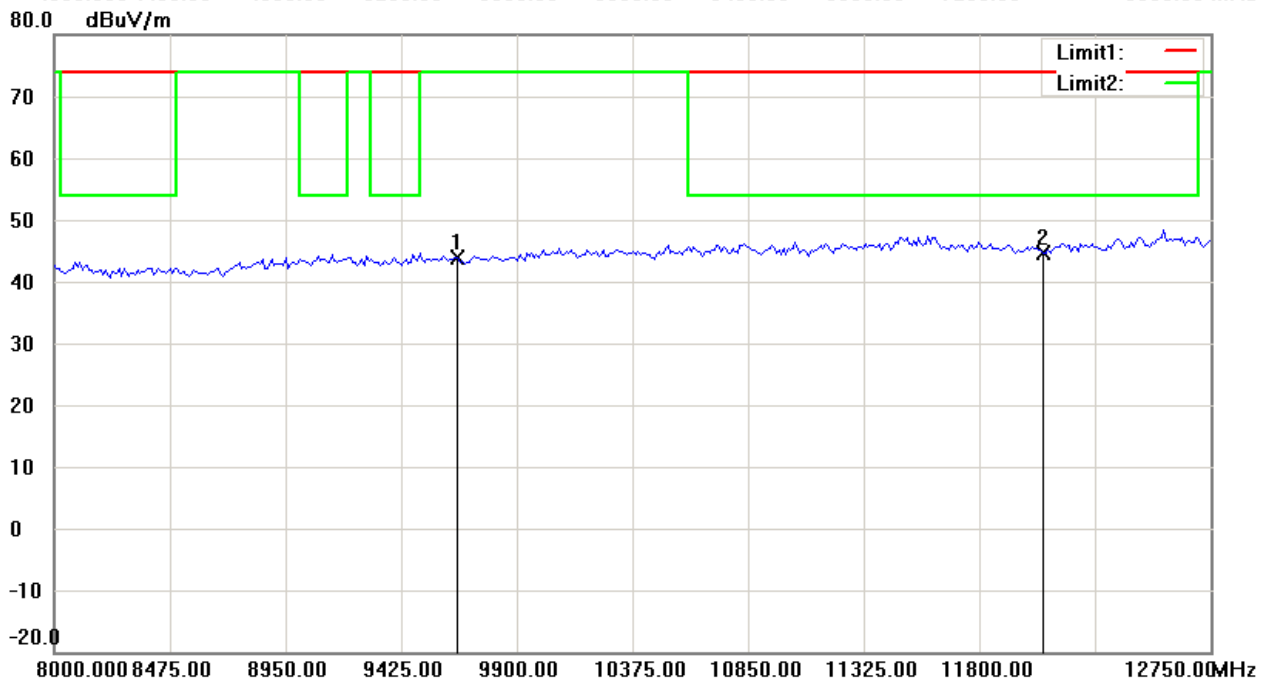
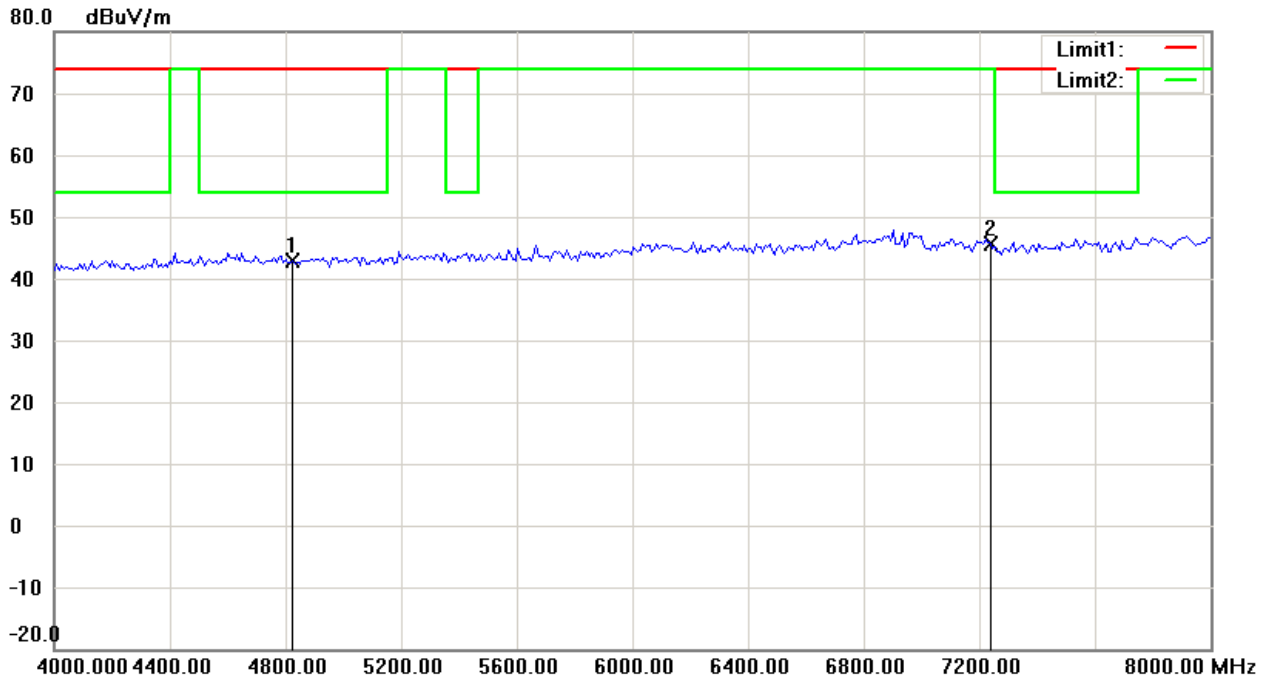
Note: Up Line: Peak Limit Line, Down Line: Ave Limit Line

- 1 The attached measurement plots are preliminarily pre-scanned with peak detector for determining the final checking frequencies and are for reference only.
- 2 The some frequencies may exceed the limit line without the specified detectors, but that cannot present the results are failed to the specification of test standard.
- 3 For corrected test results are listed in the relevant table of radiated test data of this test report.



Worldwide Testing Services(Taiwan) Co., Ltd.

Registration number: W6M21012-11105-C-1
FCC ID: T9J-RN171



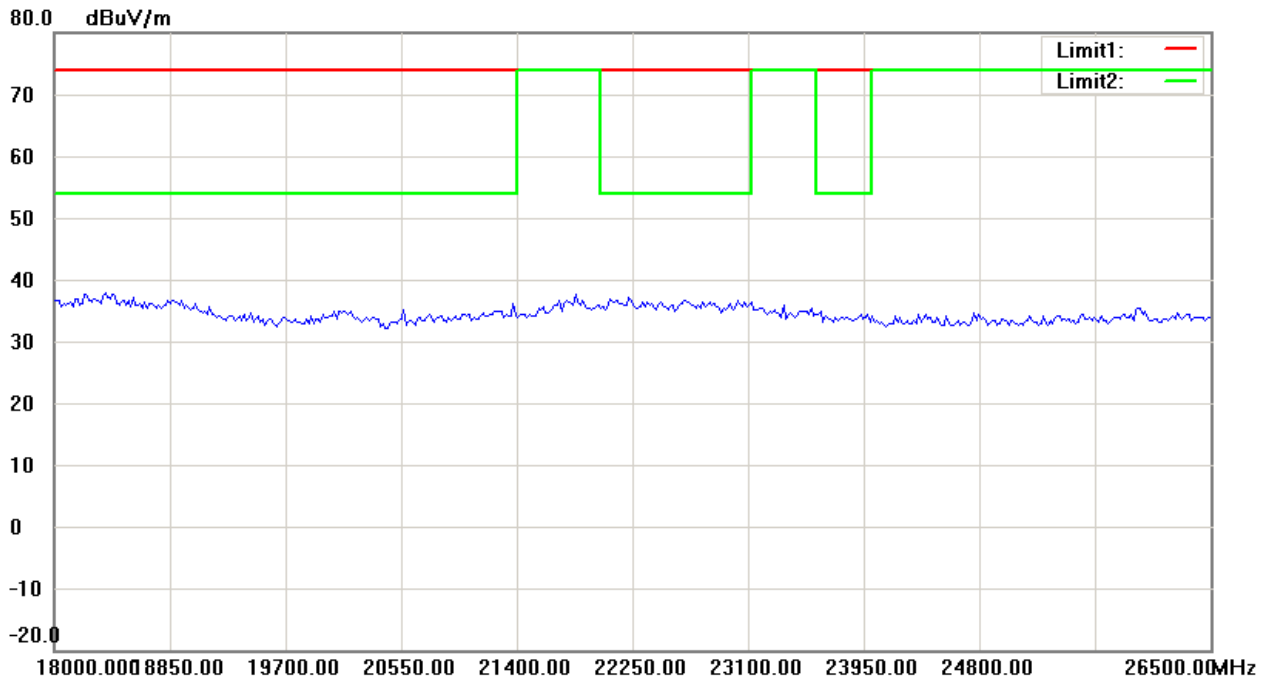
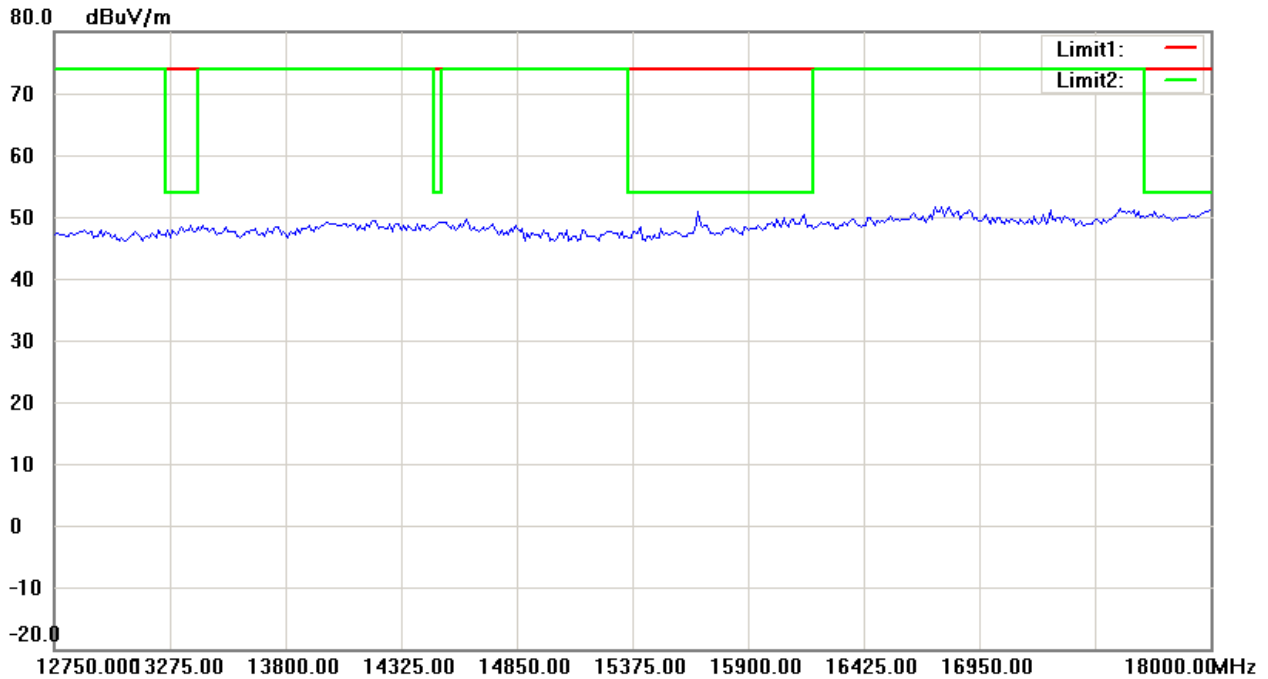
Note: Up Line: Peak Limit Line, Down Line: Ave Limit Line

- 1 The attached measurement plots are preliminarily pre-scanned with peak detector for determining the final checking frequencies and are for reference only.
- 2 The some frequencies may exceed the limit line without the specified detectors, but that cannot present the results are failed to the specification of test standard.
- 3 For corrected test results are listed in the relevant table of radiated test data of this test report.



Worldwide Testing Services(Taiwan) Co., Ltd.

Registration number: W6M21012-11105-C-1
FCC ID: T9J-RN171



Note: Up Line: Peak Limit Line, Down Line: Ave Limit Line

- 1 The attached measurement plots are preliminarily pre-scanned with peak detector for determining the final checking frequencies and are for reference only.
- 2 The some frequencies may exceed the limit line without the specified detectors, but that cannot present the results are failed to the specification of test standard.
- 3 For corrected test results are listed in the relevant table of radiated test data of this test report.



Worldwide Testing Services(Taiwan) Co., Ltd.

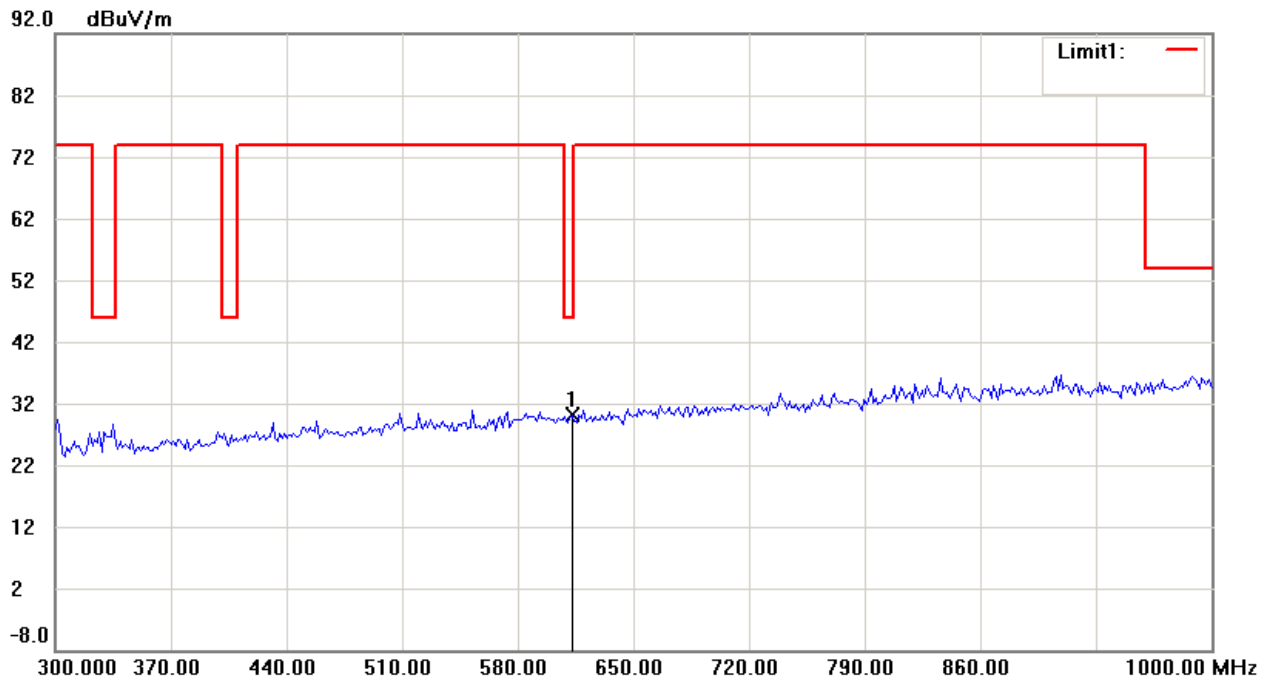
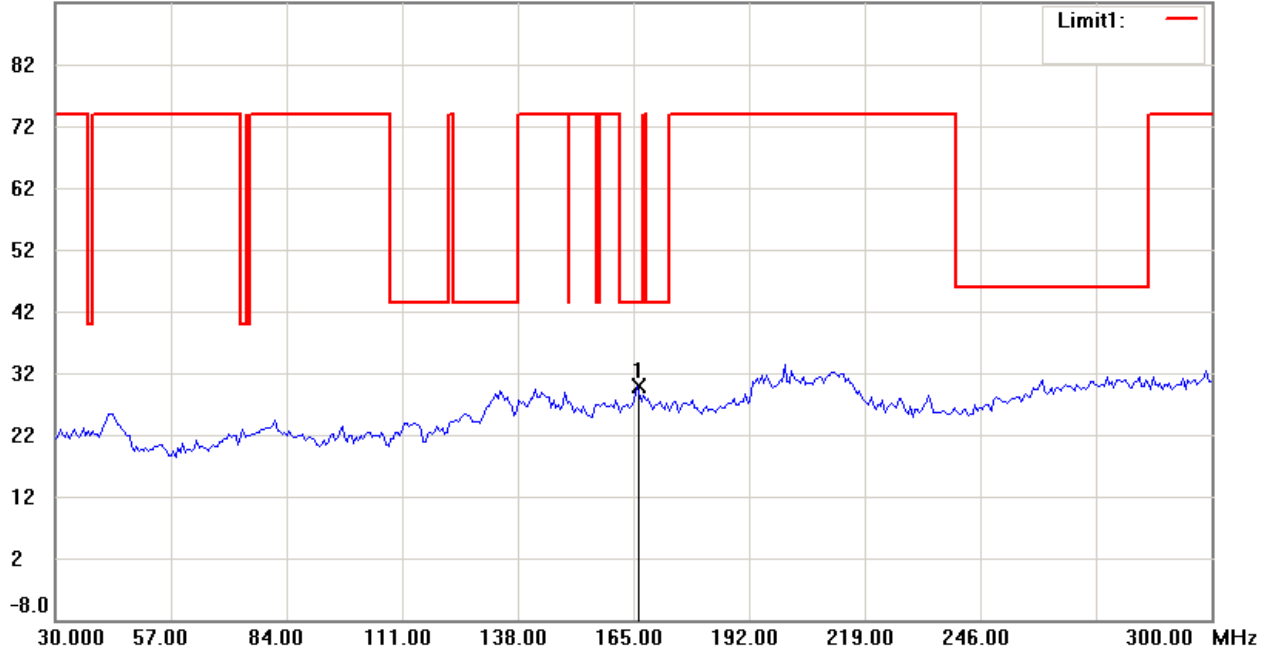
Registration number: W6M21012-11105-C-1

FCC ID: T9J-RN171

Channel 6

Antenna Polarization H

92.0 dBuV/m



Note: Up Line: Peak Limit Line, Down Line: Ave Limit Line

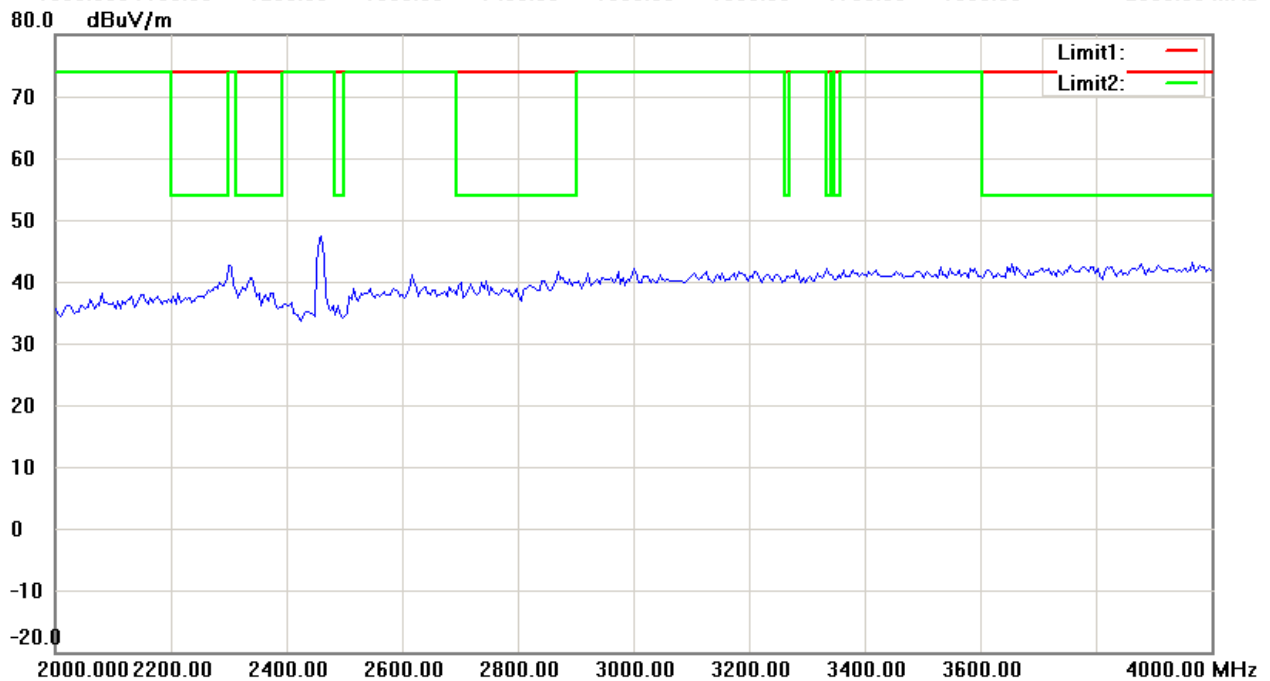
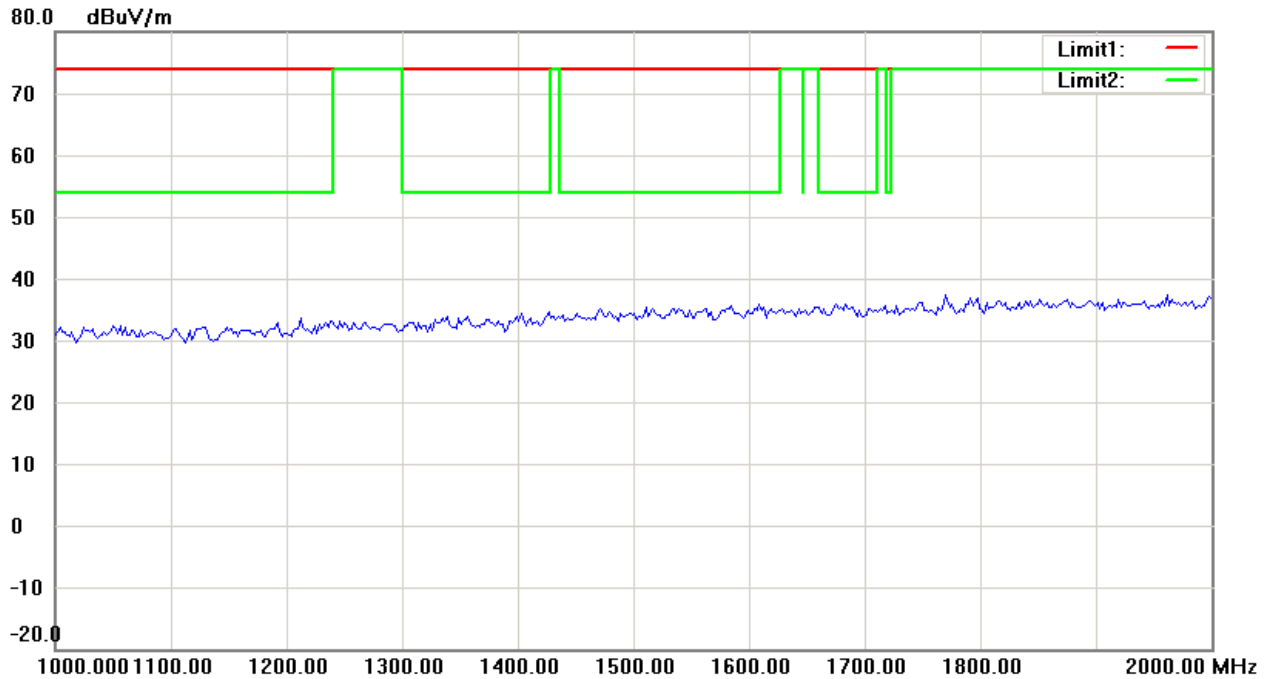
- 1 The attached measurement plots are preliminarily pre-scanned with peak detector for determining the final checking frequencies and are for reference only.
- 2 The some frequencies may exceed the limit line without the specified detectors, but that cannot present the results are failed to the specification of test standard.
- 3 For corrected test results are listed in the relevant table of radiated test data of this test report.



Worldwide Testing Services(Taiwan) Co., Ltd.

Registration number: W6M21012-11105-C-1

FCC ID: T9J-RN171

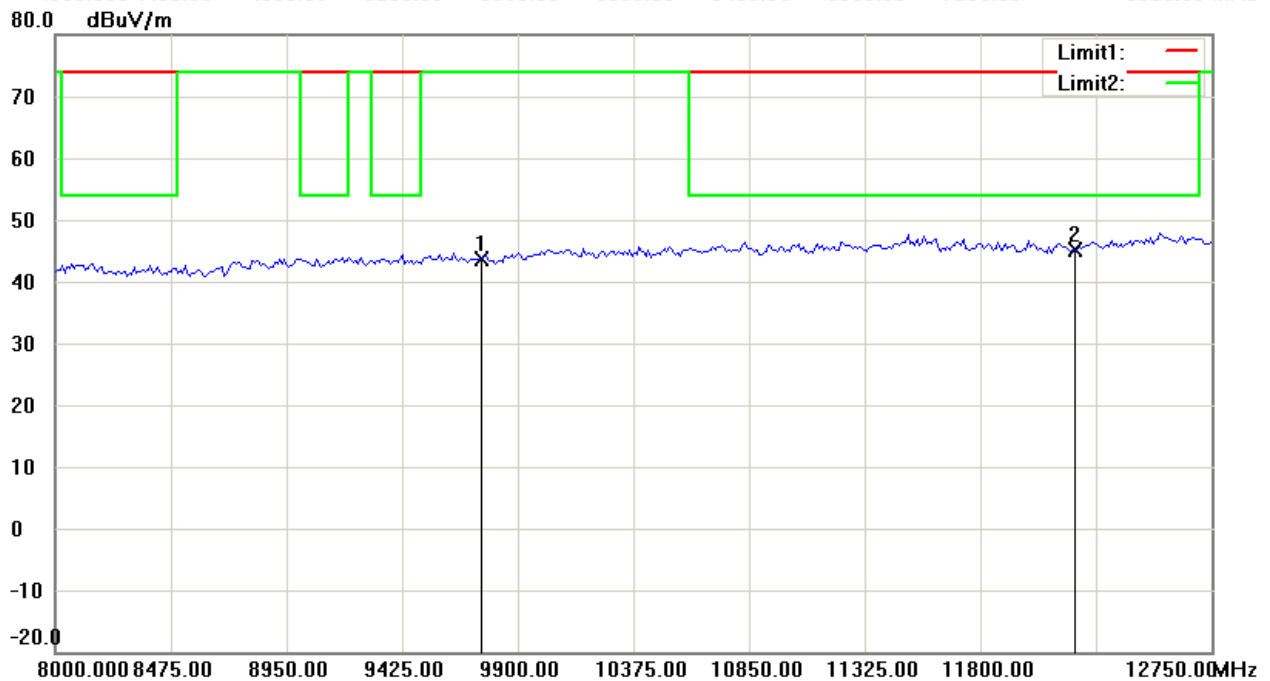
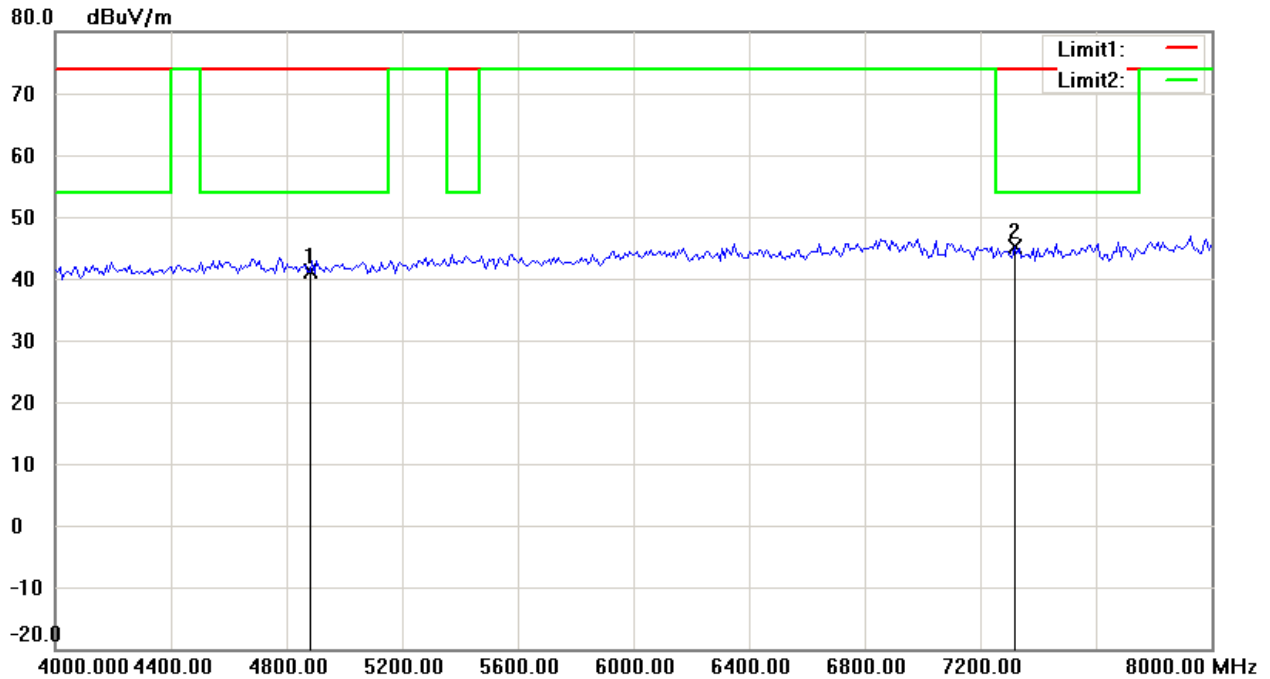


Note: Up Line: Peak Limit Line, Down Line: Ave Limit Line

- 1 The attached measurement plots are preliminarily pre-scanned with peak detector for determining the final checking frequencies and are for reference only.
- 2 The some frequencies may exceed the limit line without the specified detectors, but that cannot present the results are failed to the specification of test standard.
- 3 For corrected test results are listed in the relevant table of radiated test data of this test report.



Registration number: W6M21012-11105-C-1
FCC ID: T9J-RN171



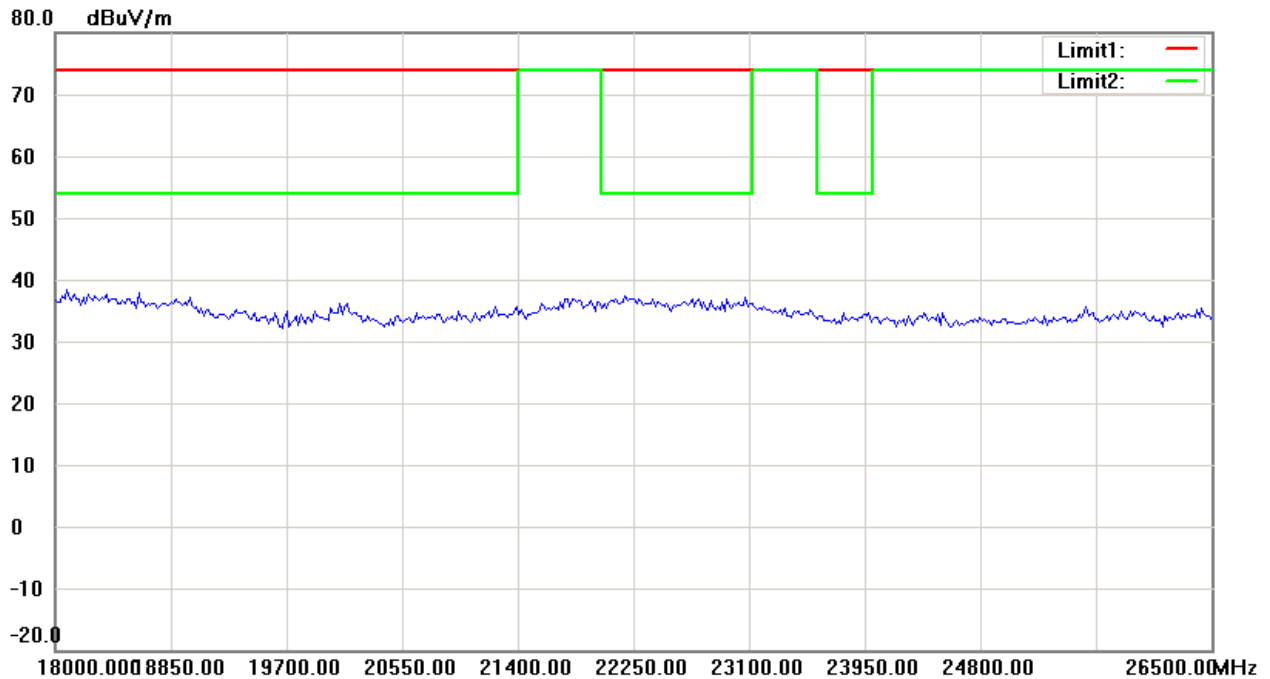
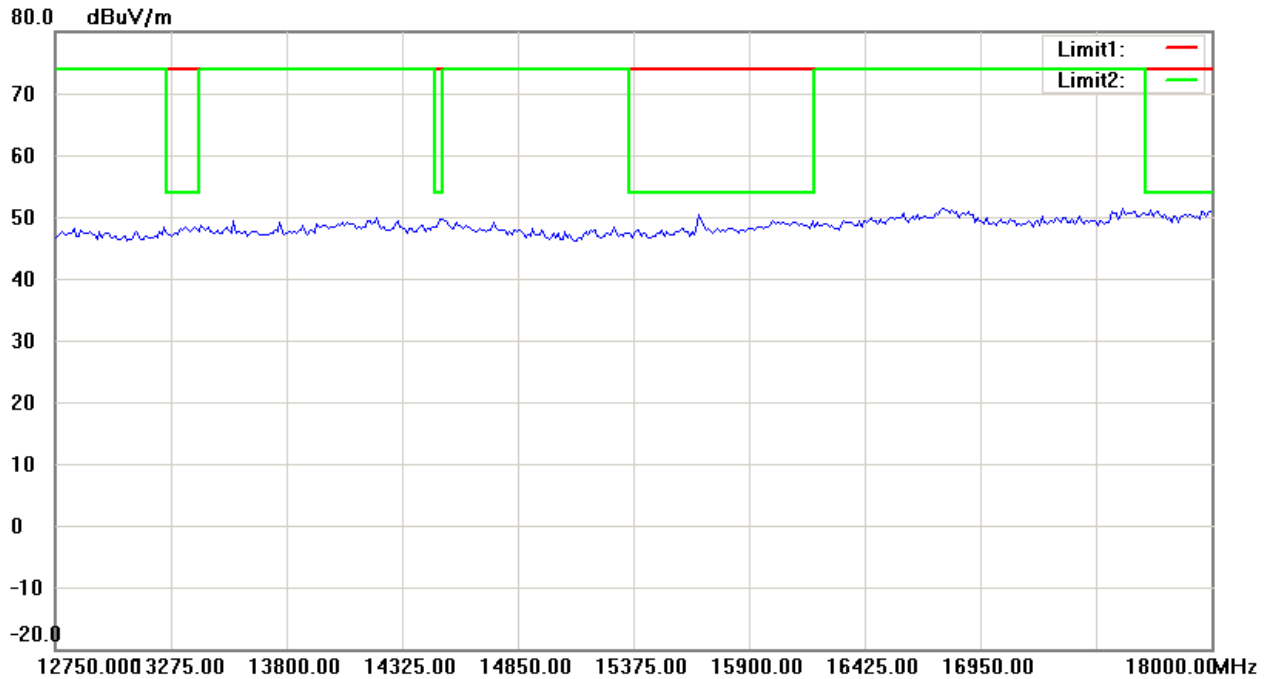
Note: Up Line: Peak Limit Line, Down Line: Ave Limit Line

- 1 The attached measurement plots are preliminarily pre-scanned with peak detector for determining the final checking frequencies and are for reference only.
- 2 The some frequencies may exceed the limit line without the specified detectors, but that cannot present the results are failed to the specification of test standard.
- 3 For corrected test results are listed in the relevant table of radiated test data of this test report.



Worldwide Testing Services(Taiwan) Co., Ltd.

Registration number: W6M21012-11105-C-1
FCC ID: T9J-RN171



Note: Up Line: Peak Limit Line, Down Line: Ave Limit Line

- 1 The attached measurement plots are preliminarily pre-scanned with peak detector for determining the final checking frequencies and are for reference only.
- 2 The some frequencies may exceed the limit line without the specified detectors, but that cannot present the results are failed to the specification of test standard.
- 3 For corrected test results are listed in the relevant table of radiated test data of this test report.



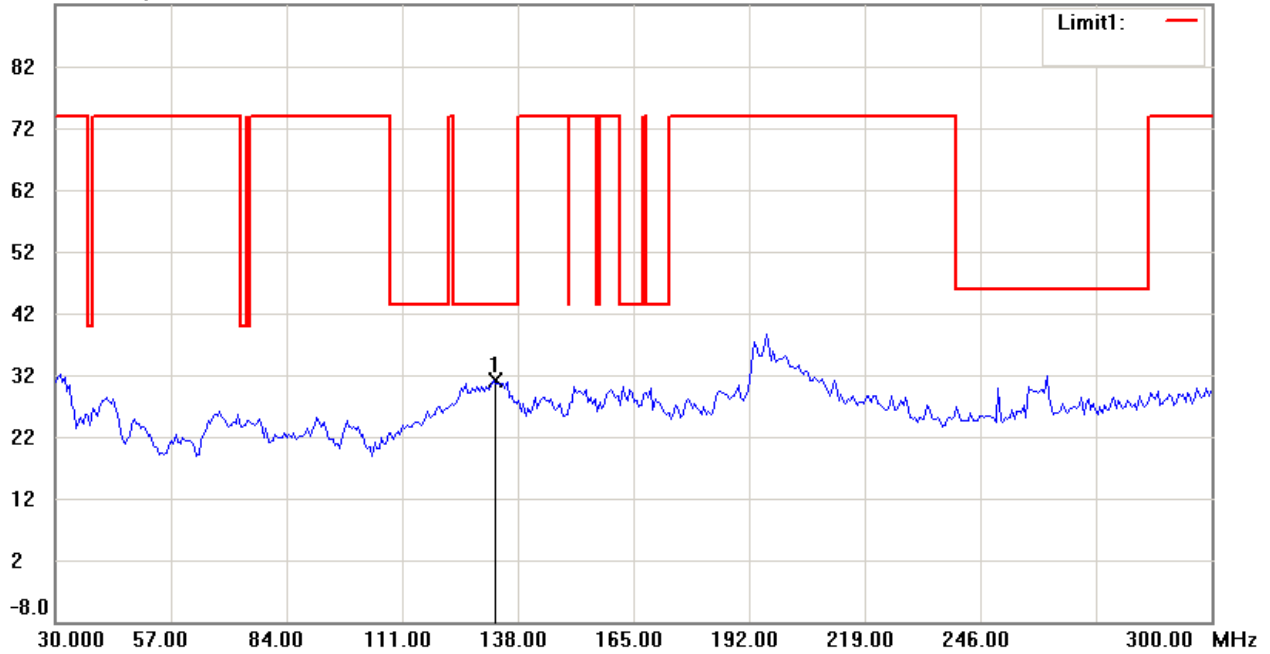
Worldwide Testing Services(Taiwan) Co., Ltd.

Registration number: W6M21012-11105-C-1

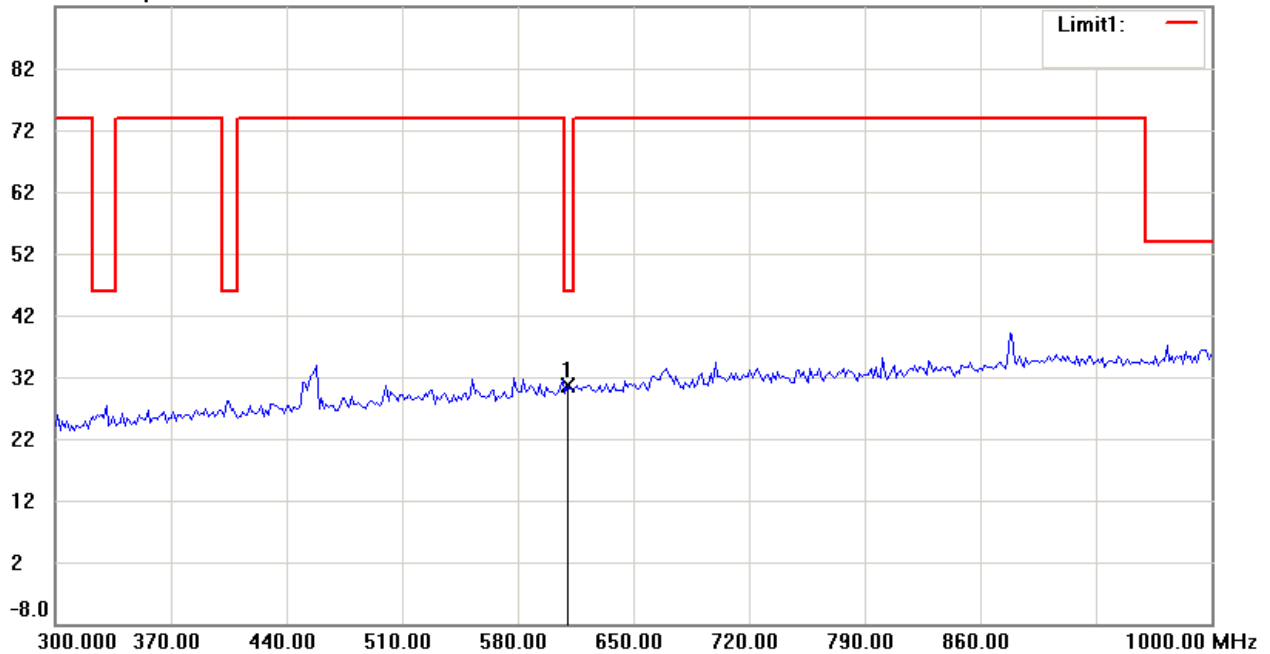
FCC ID: T9J-RN171

Antenna Polarization V

92.0 dBuV/m



92.0 dBuV/m



Note: Up Line: Peak Limit Line, Down Line: Ave Limit Line

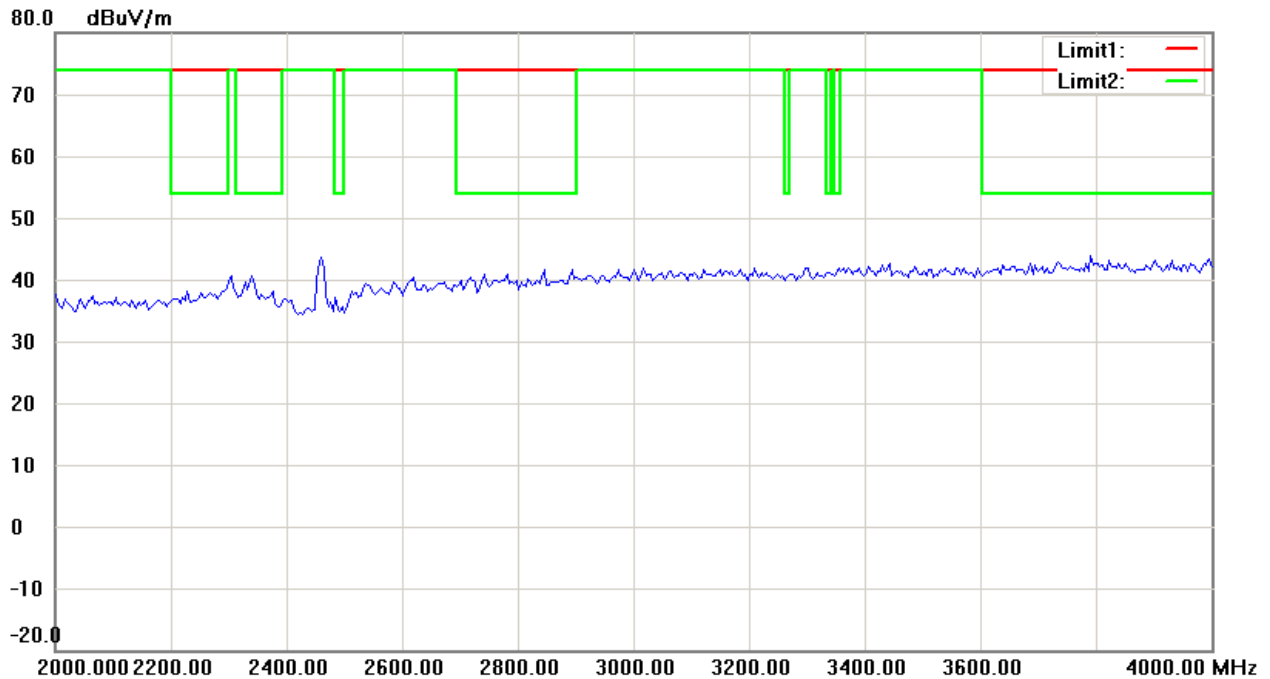
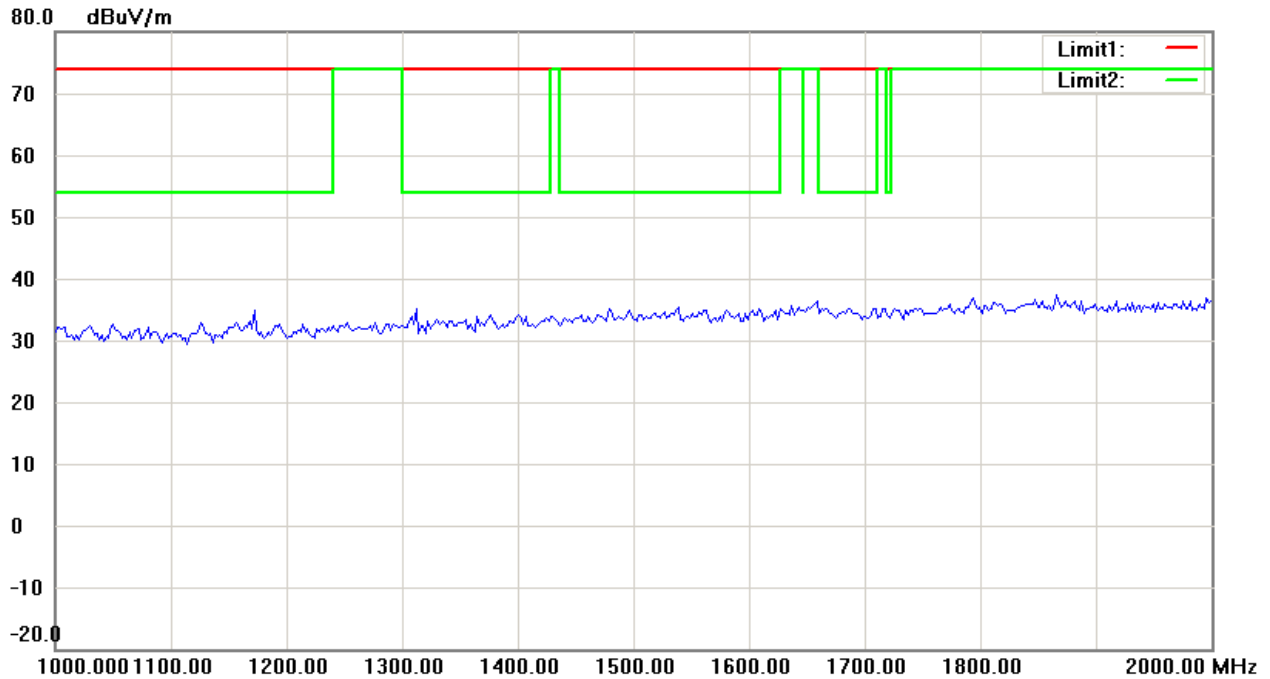
- 1 The attached measurement plots are preliminarily pre-scanned with peak detector for determining the final checking frequencies and are for reference only.
- 2 The some frequencies may exceed the limit line without the specified detectors, but that cannot present the results are failed to the specification of test standard.
- 3 For corrected test results are listed in the relevant table of radiated test data of this test report.



Worldwide Testing Services(Taiwan) Co., Ltd.

Registration number: W6M21012-11105-C-1

FCC ID: T9J-RN171

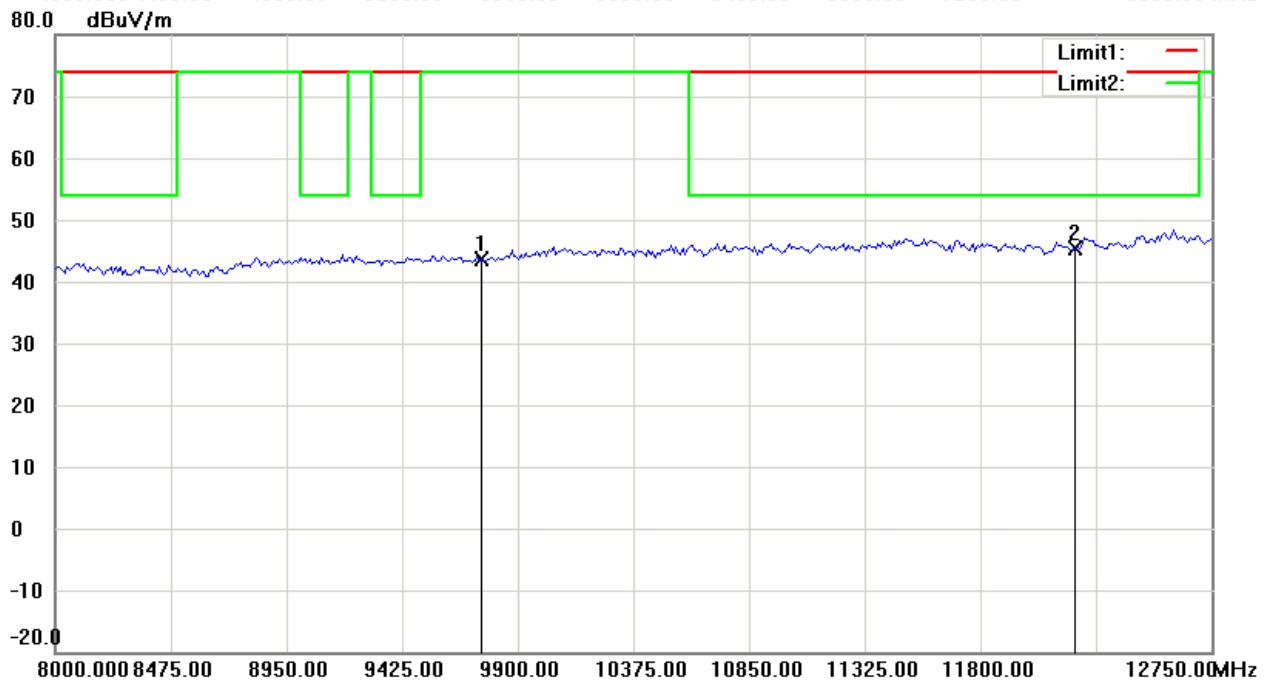
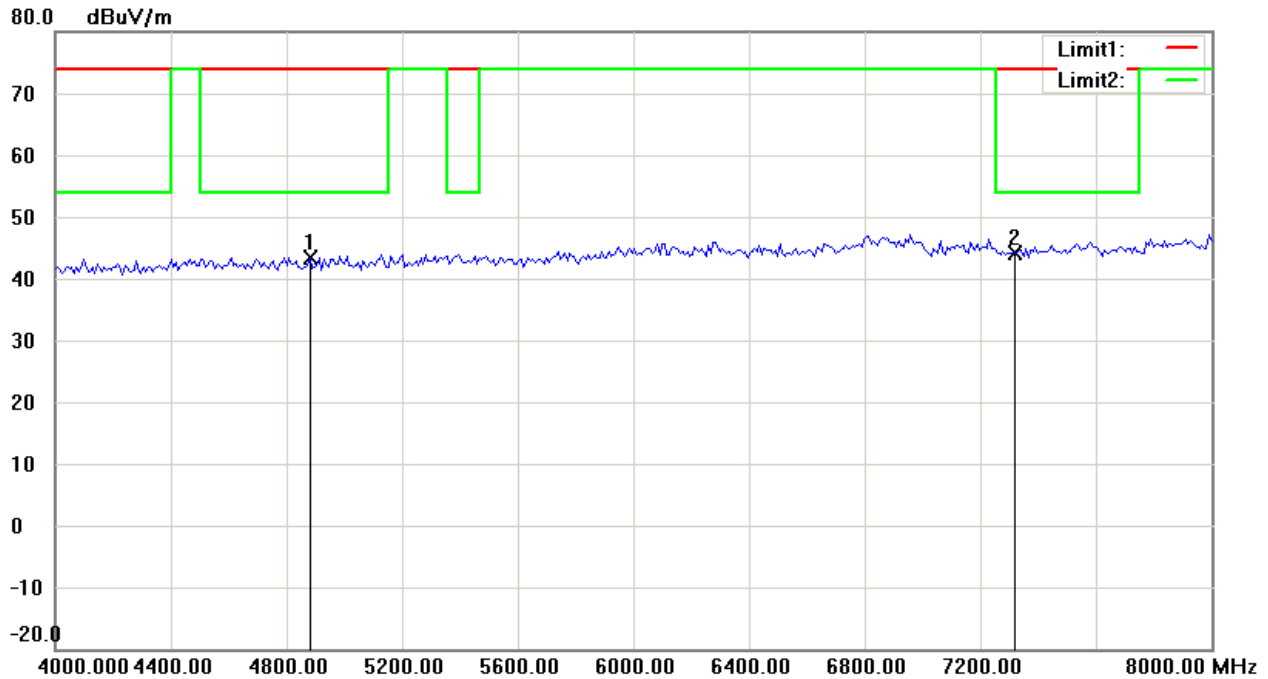


Note: Up Line: Peak Limit Line, Down Line: Ave Limit Line

- 1 The attached measurement plots are preliminarily pre-scanned with peak detector for determining the final checking frequencies and are for reference only.
- 2 The some frequencies may exceed the limit line without the specified detectors, but that cannot present the results are failed to the specification of test standard.
- 3 For corrected test results are listed in the relevant table of radiated test data of this test report.



Registration number: W6M21012-11105-C-1
FCC ID: T9J-RN171



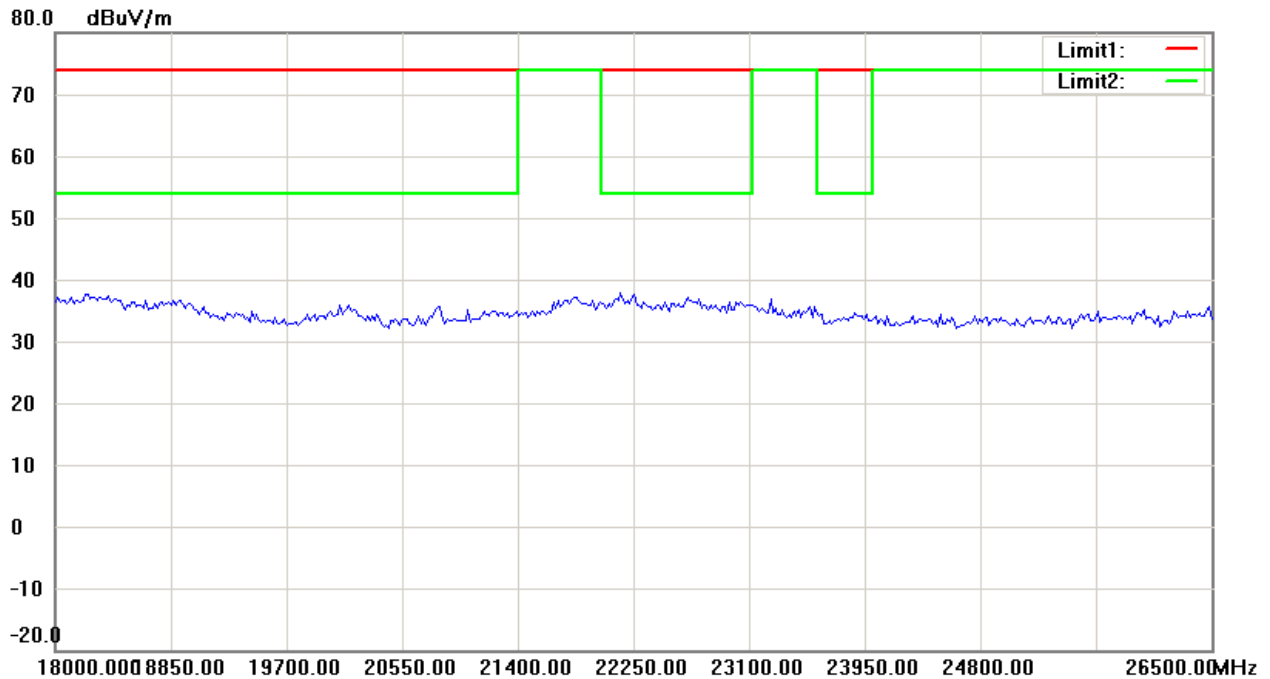
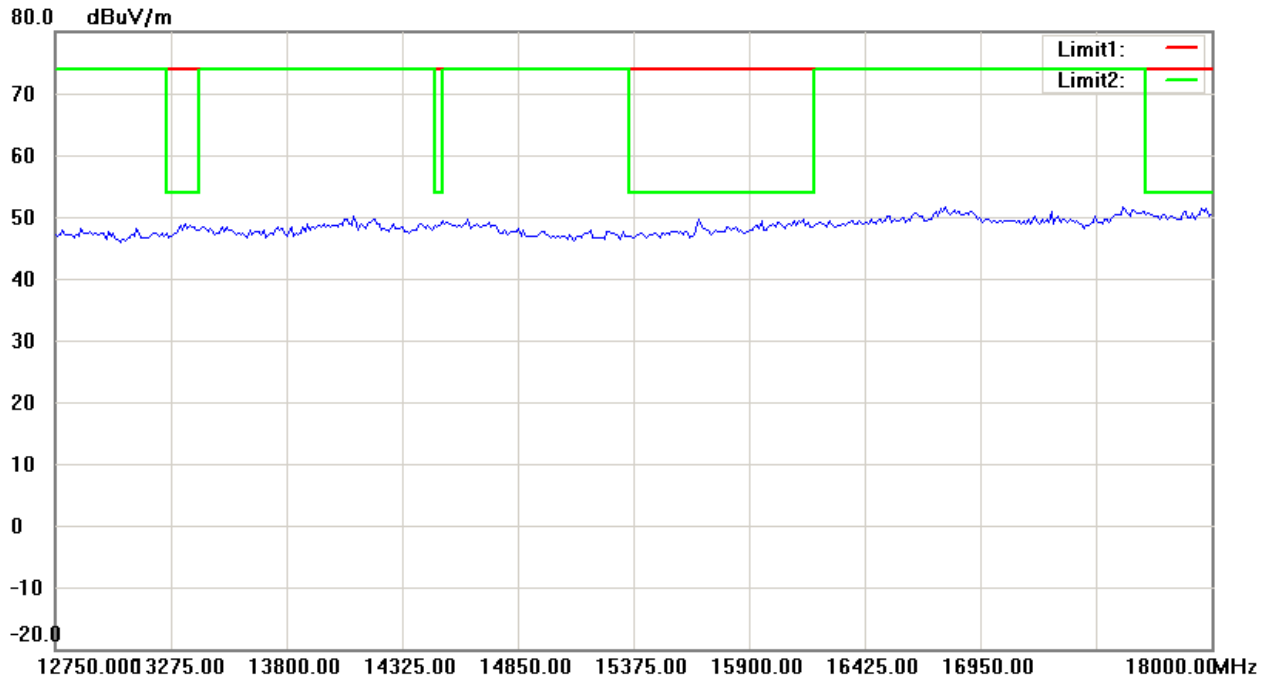
Note: Up Line: Peak Limit Line, Down Line: Ave Limit Line

- 1 The attached measurement plots are preliminarily pre-scanned with peak detector for determining the final checking frequencies and are for reference only.
- 2 The some frequencies may exceed the limit line without the specified detectors, but that cannot present the results are failed to the specification of test standard.
- 3 For corrected test results are listed in the relevant table of radiated test data of this test report.



Worldwide Testing Services(Taiwan) Co., Ltd.

Registration number: W6M21012-11105-C-1
FCC ID: T9J-RN171



Note: Up Line: Peak Limit Line, Down Line: Ave Limit Line

- 1 The attached measurement plots are preliminarily pre-scanned with peak detector for determining the final checking frequencies and are for reference only.
- 2 The some frequencies may exceed the limit line without the specified detectors, but that cannot present the results are failed to the specification of test standard.
- 3 For corrected test results are listed in the relevant table of radiated test data of this test report.



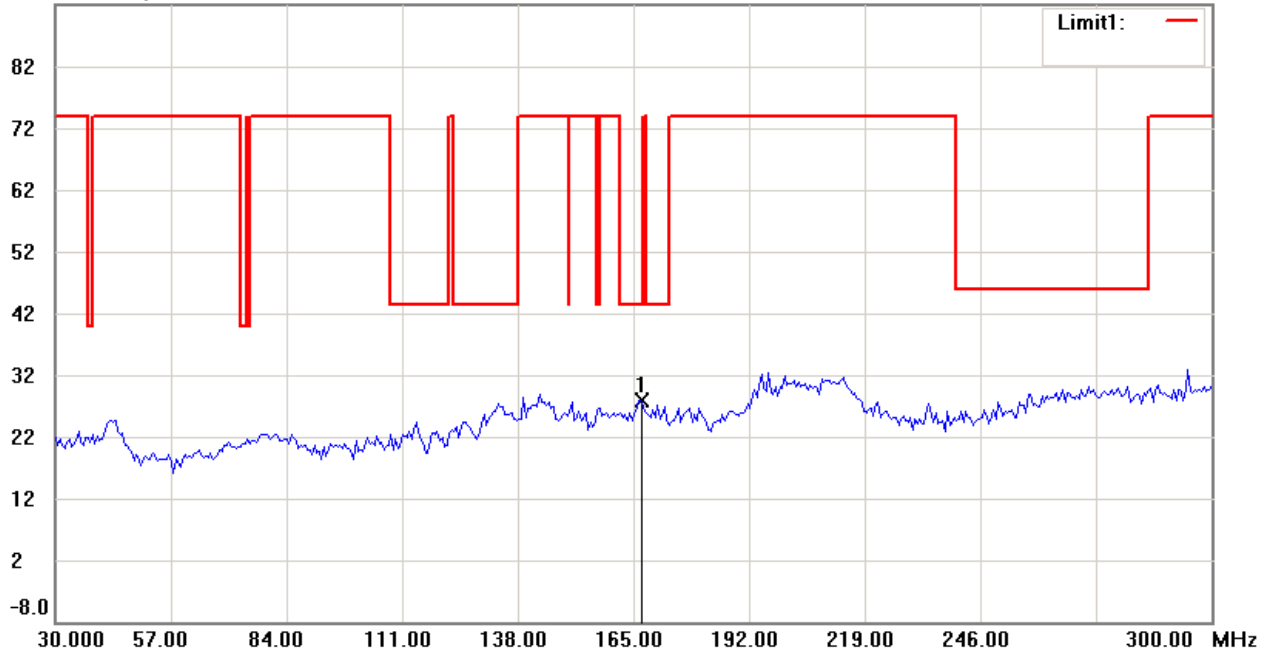
Registration number: W6M21012-11105-C-1

FCC ID: T9J-RN171

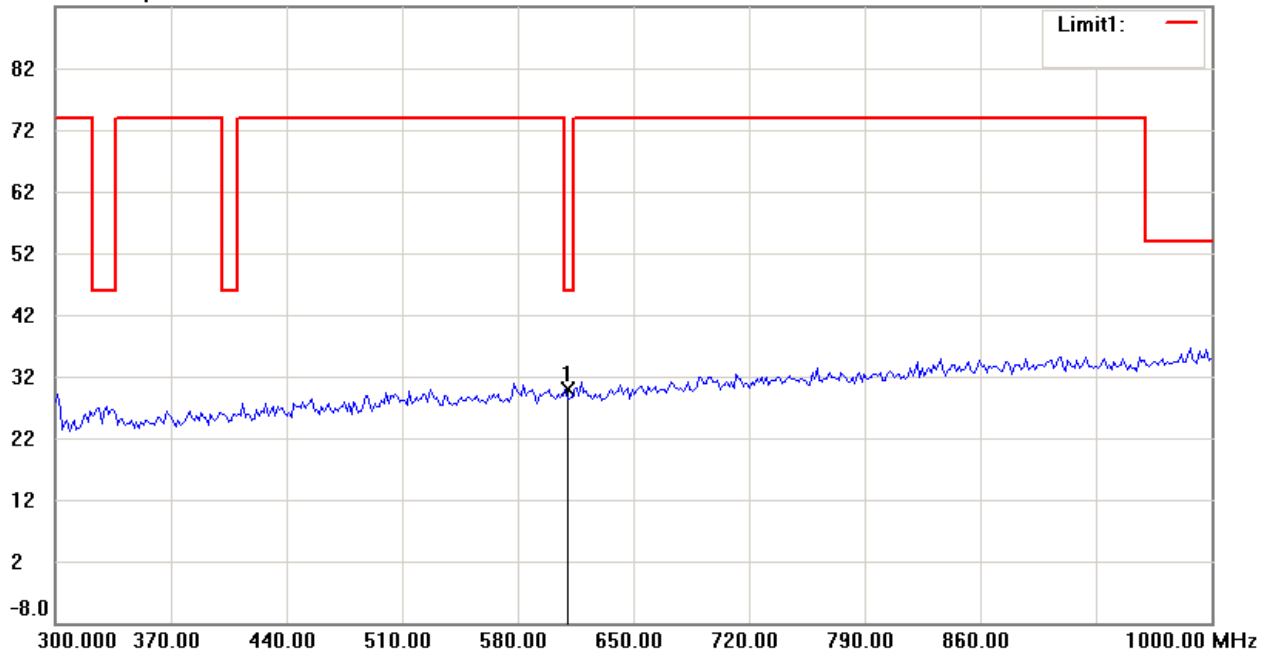
Channel 11

Antenna Polarization H

92.0 dBuV/m



92.0 dBuV/m



Note: Up Line: Peak Limit Line, Down Line: Ave Limit Line

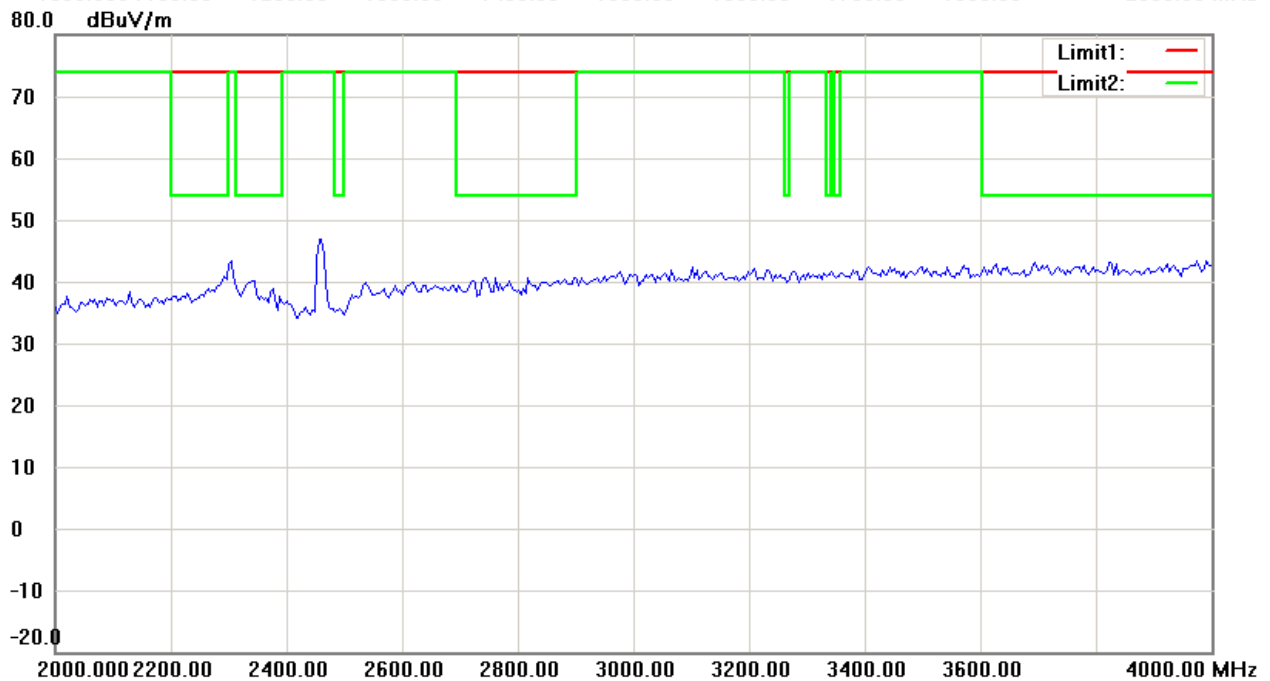
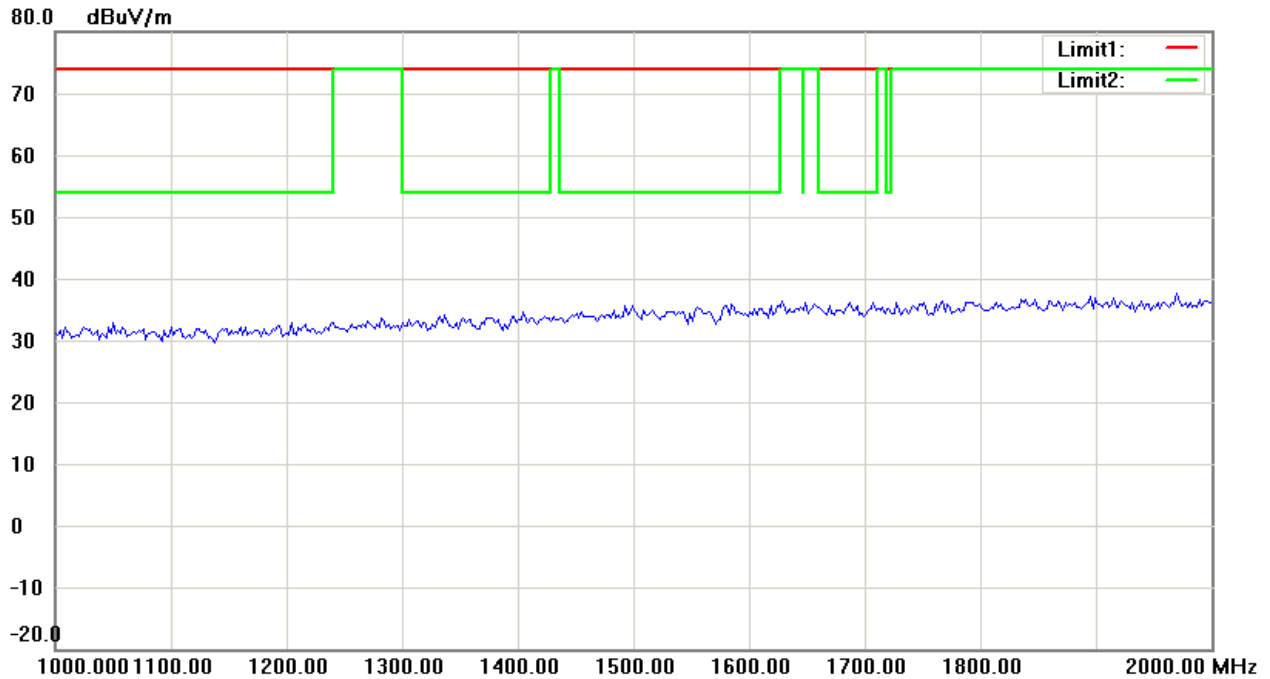
- 1 The attached measurement plots are preliminarily pre-scanned with peak detector for determining the final checking frequencies and are for reference only.
- 2 The some frequencies may exceed the limit line without the specified detectors, but that cannot present the results are failed to the specification of test standard.
- 3 For corrected test results are listed in the relevant table of radiated test data of this test report.



Worldwide Testing Services(Taiwan) Co., Ltd.

Registration number: W6M21012-11105-C-1

FCC ID: T9J-RN171



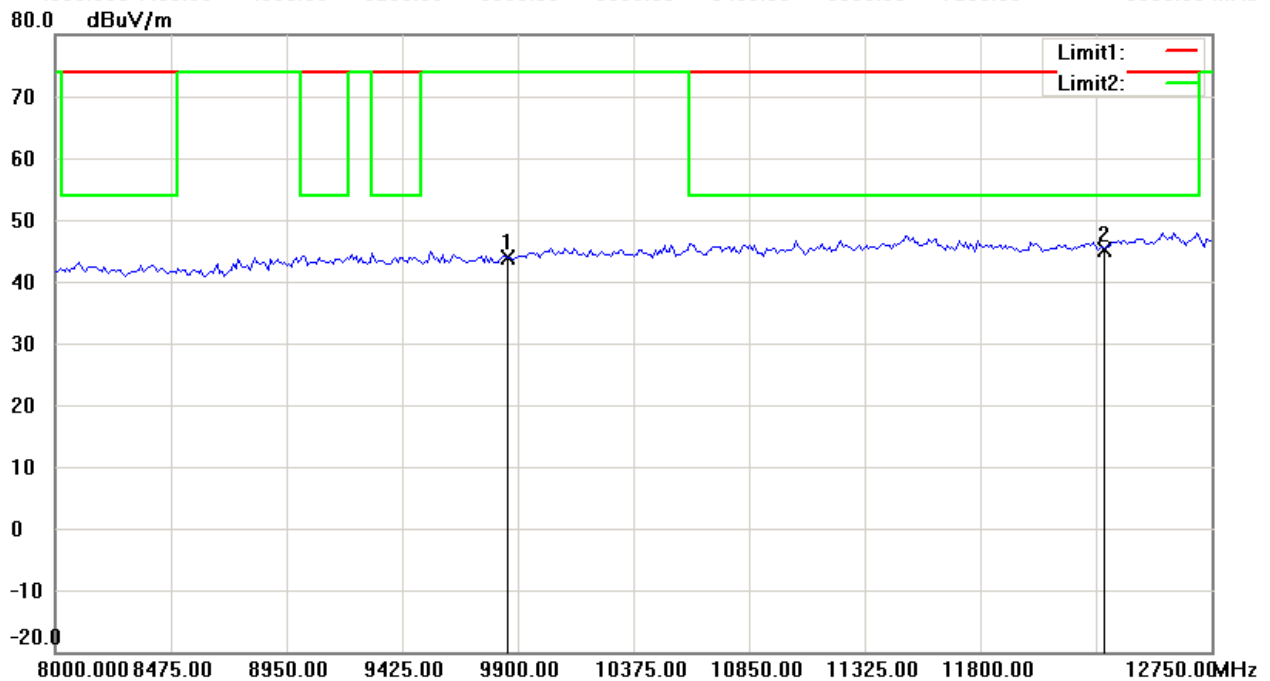
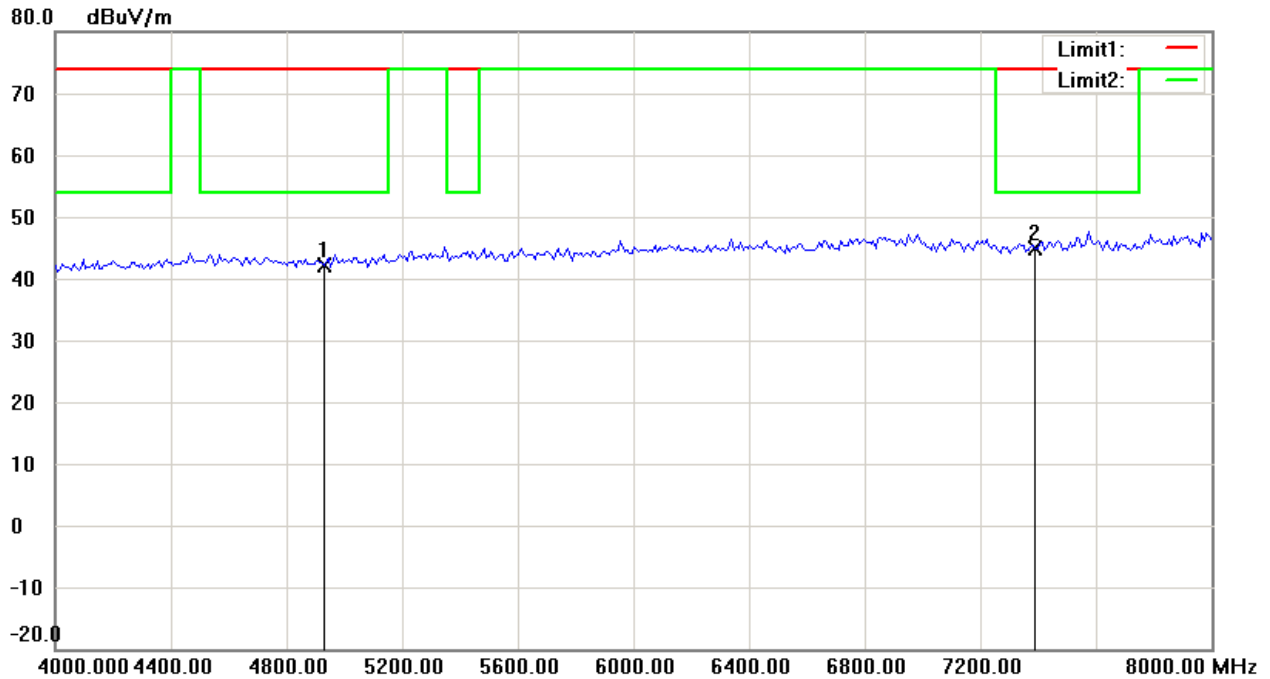
Note: Up Line: Peak Limit Line, Down Line: Ave Limit Line

- 1 The attached measurement plots are preliminarily pre-scanned with peak detector for determining the final checking frequencies and are for reference only.
- 2 The some frequencies may exceed the limit line without the specified detectors, but that cannot present the results are failed to the specification of test standard.
- 3 For corrected test results are listed in the relevant table of radiated test data of this test report.



Worldwide Testing Services(Taiwan) Co., Ltd.

Registration number: W6M21012-11105-C-1
FCC ID: T9J-RN171



Note: Up Line: Peak Limit Line, Down Line: Ave Limit Line

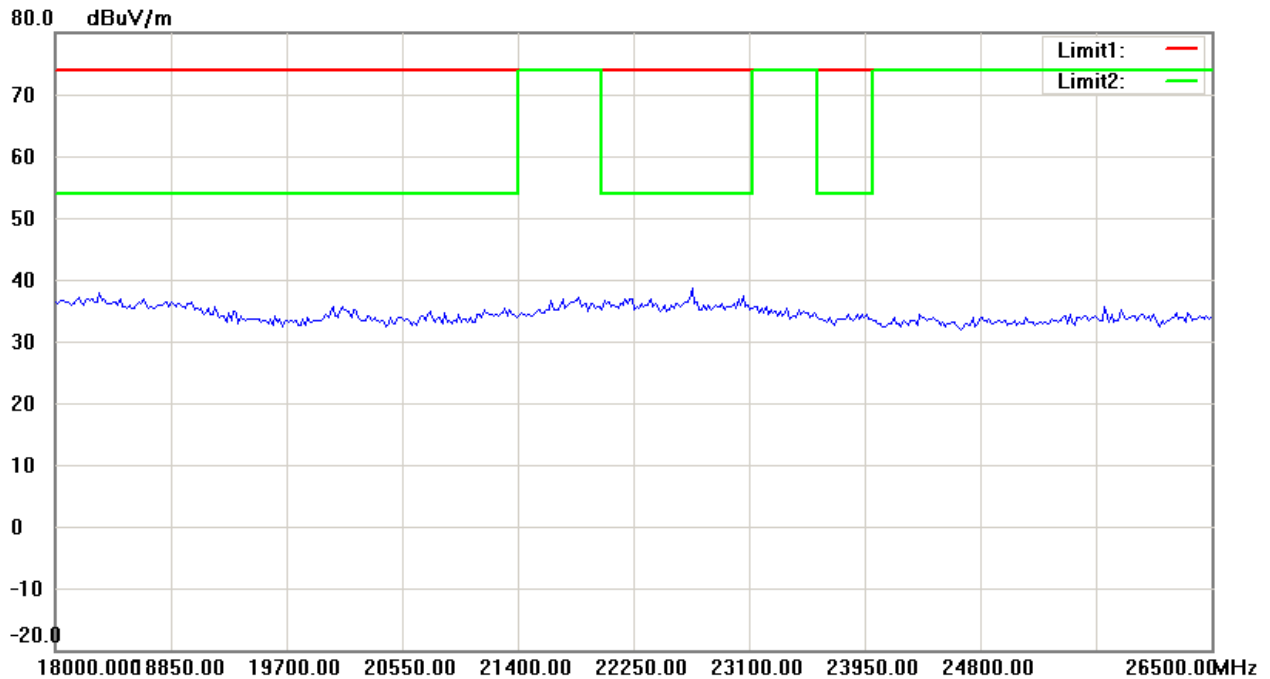
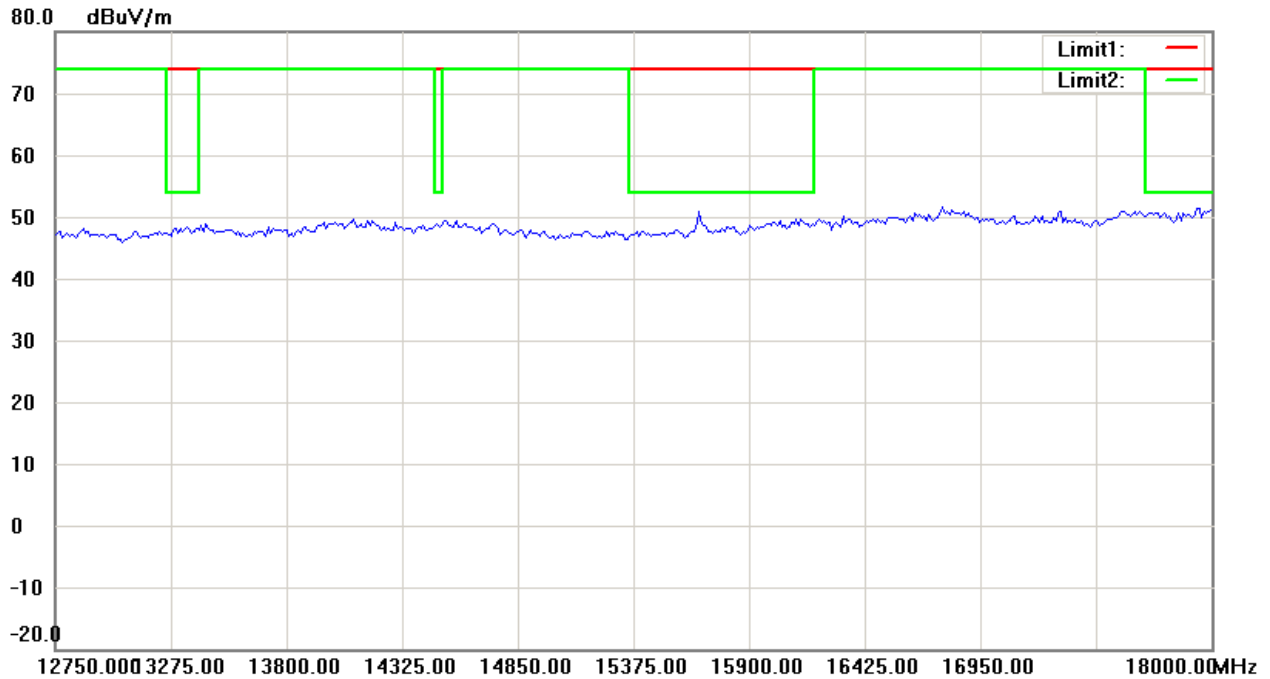
- 1 The attached measurement plots are preliminarily pre-scanned with peak detector for determining the final checking frequencies and are for reference only.
- 2 The some frequencies may exceed the limit line without the specified detectors, but that cannot present the results are failed to the specification of test standard.
- 3 For corrected test results are listed in the relevant table of radiated test data of this test report.



Worldwide Testing Services(Taiwan) Co., Ltd.

Registration number: W6M21012-11105-C-1

FCC ID: T9J-RN171



Note: Up Line: Peak Limit Line, Down Line: Ave Limit Line

- 1 The attached measurement plots are preliminarily pre-scanned with peak detector for determining the final checking frequencies and are for reference only.
- 2 The some frequencies may exceed the limit line without the specified detectors, but that cannot present the results are failed to the specification of test standard.
- 3 For corrected test results are listed in the relevant table of radiated test data of this test report.



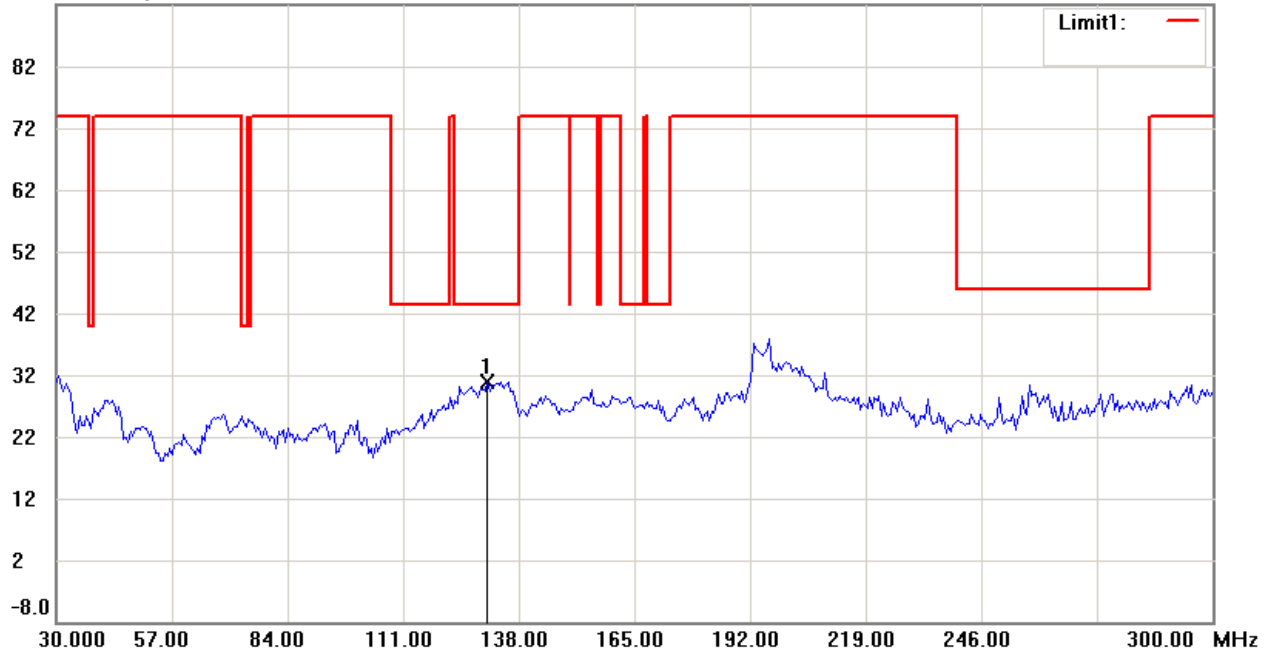
Worldwide Testing Services(Taiwan) Co., Ltd.

Registration number: W6M21012-11105-C-1

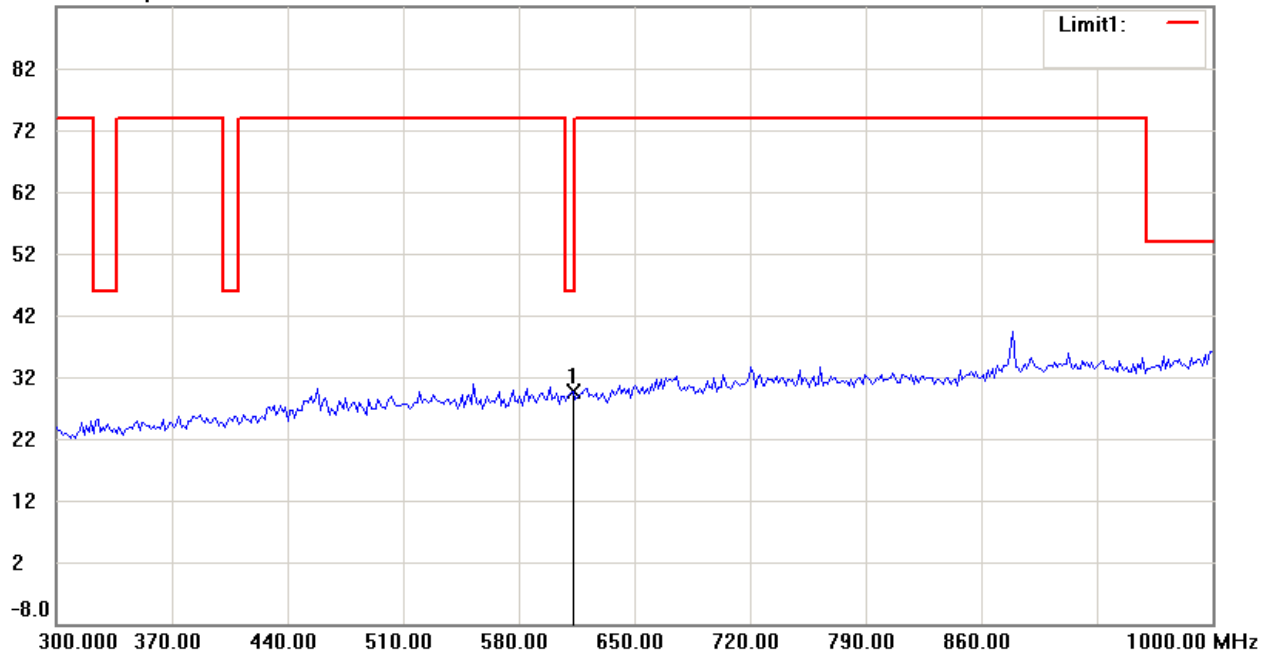
FCC ID: T9J-RN171

Antenna Polarization V

92.0 dBuV/m



92.0 dBuV/m



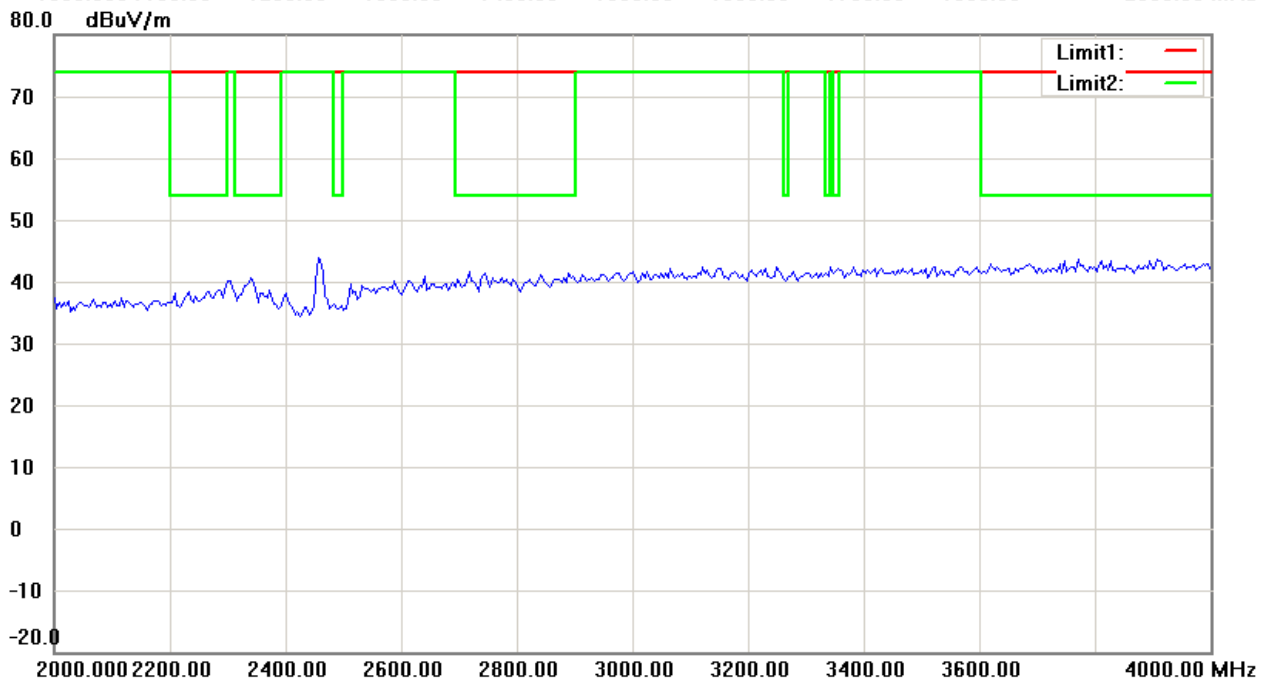
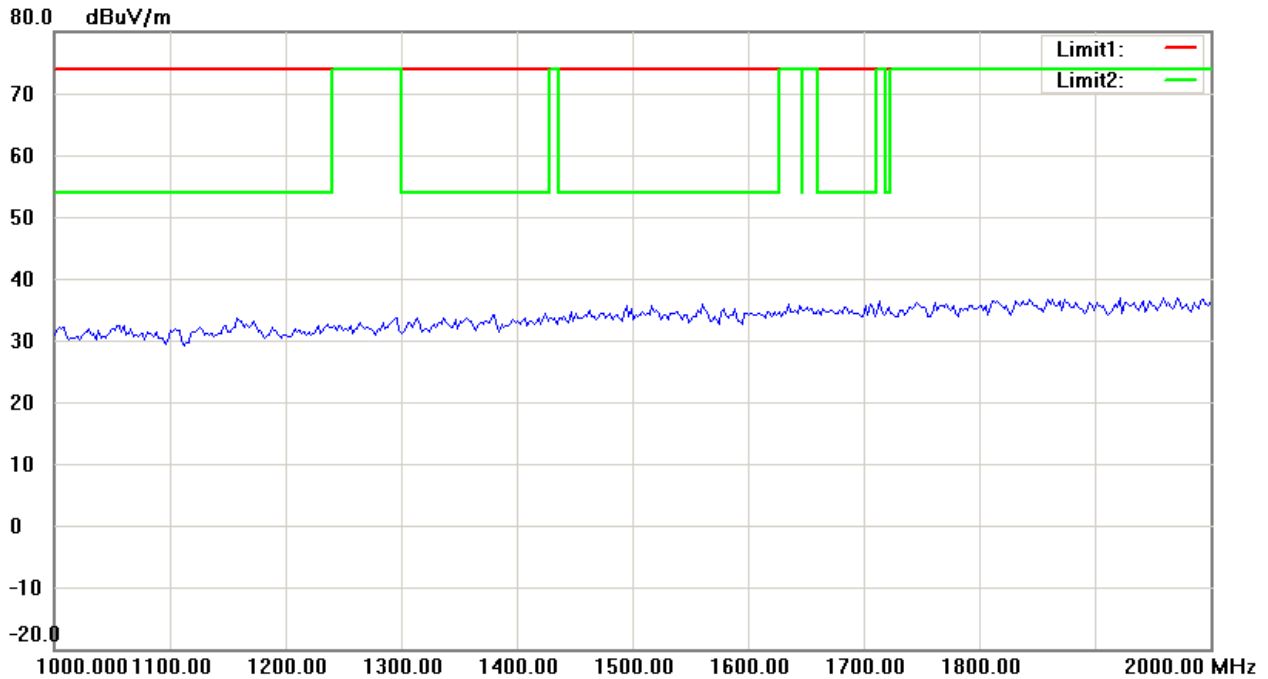
Note: Up Line: Peak Limit Line, Down Line: Ave Limit Line

- 1 The attached measurement plots are preliminarily pre-scanned with peak detector for determining the final checking frequencies and are for reference only.
- 2 The some frequencies may exceed the limit line without the specified detectors, but that cannot present the results are failed to the specification of test standard.
- 3 For corrected test results are listed in the relevant table of radiated test data of this test report.



Worldwide Testing Services(Taiwan) Co., Ltd.

Registration number: W6M21012-11105-C-1
FCC ID: T9J-RN171



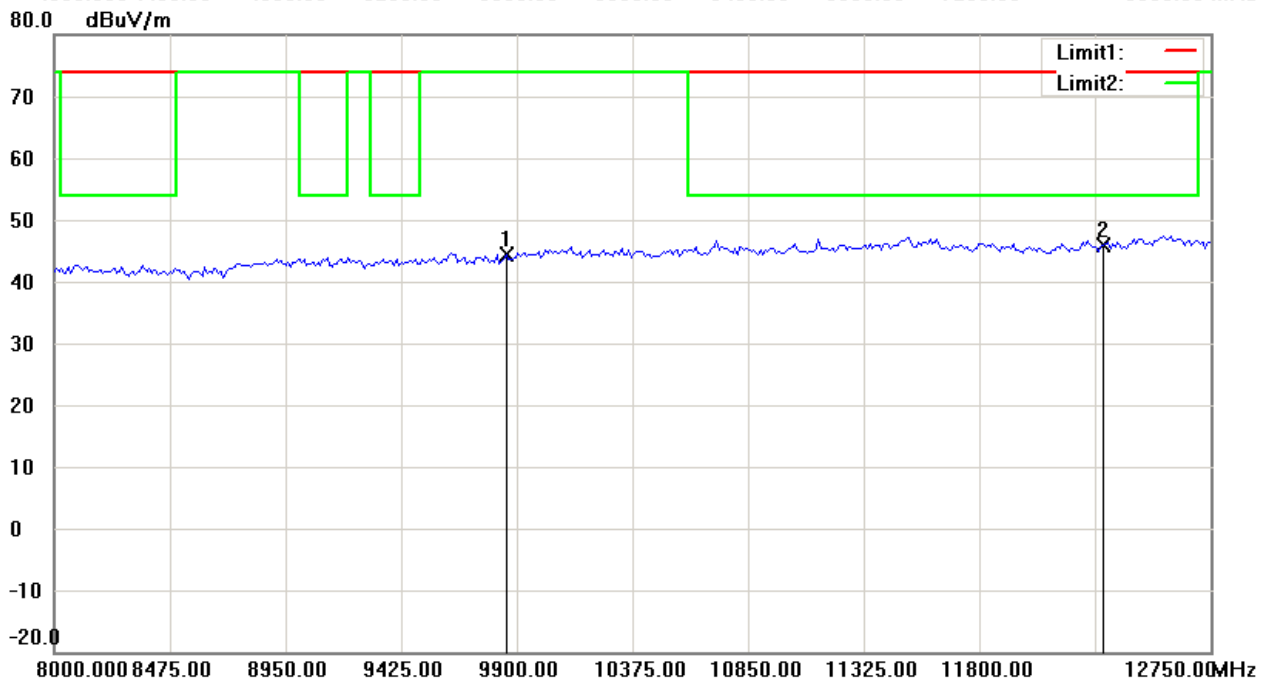
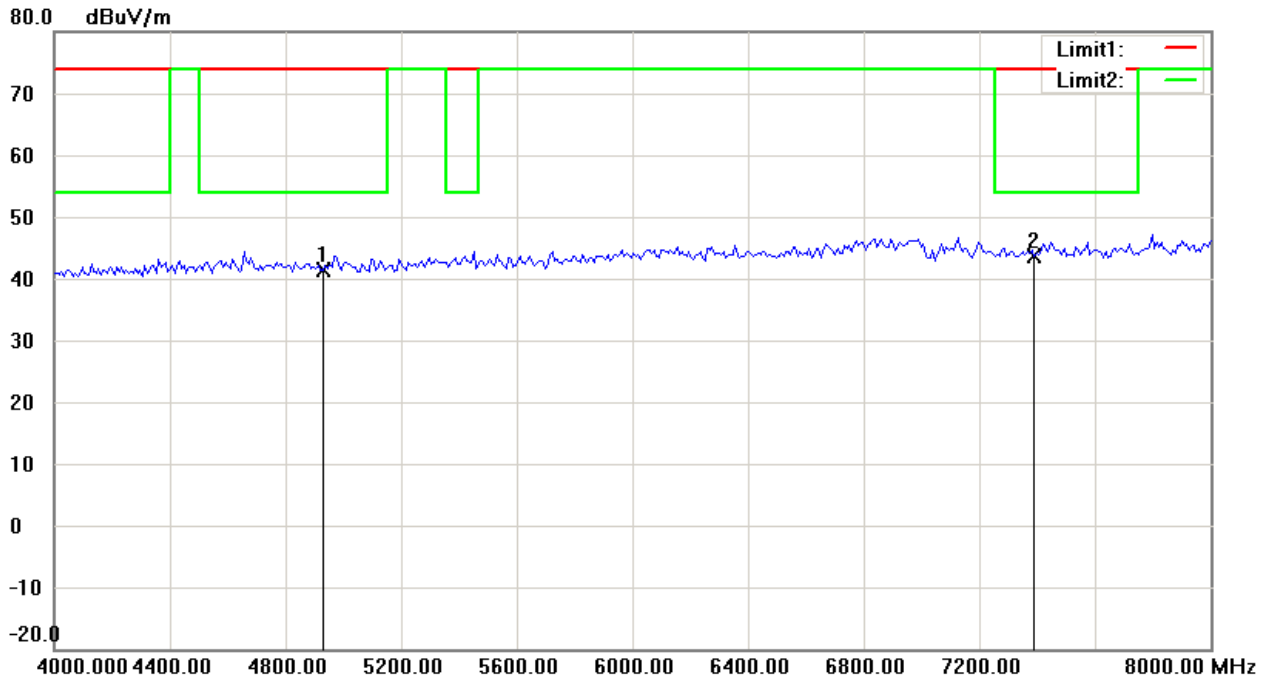
Note: Up Line: Peak Limit Line, Down Line: Ave Limit Line

- 1 The attached measurement plots are preliminarily pre-scanned with peak detector for determining the final checking frequencies and are for reference only.
- 2 The some frequencies may exceed the limit line without the specified detectors, but that cannot present the results are failed to the specification of test standard.
- 3 For corrected test results are listed in the relevant table of radiated test data of this test report.



Worldwide Testing Services(Taiwan) Co., Ltd.

Registration number: W6M21012-11105-C-1
FCC ID: T9J-RN171



Note: Up Line: Peak Limit Line, Down Line: Ave Limit Line

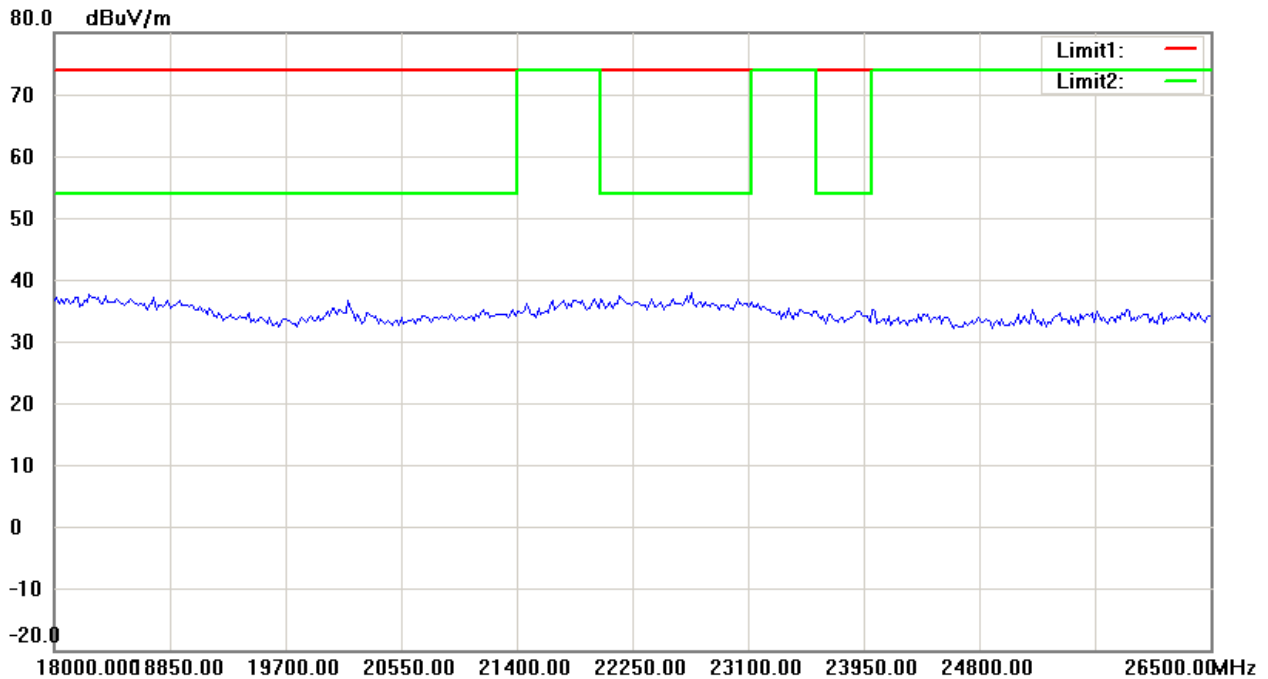
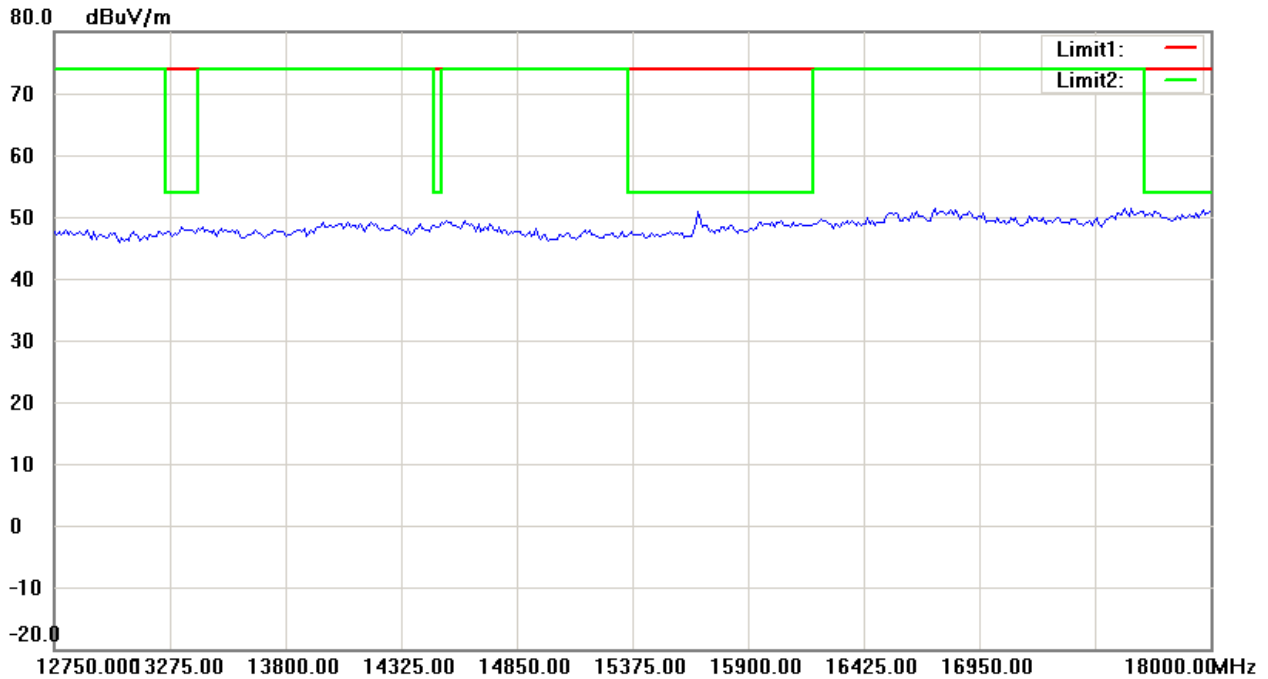
- 1 The attached measurement plots are preliminarily pre-scanned with peak detector for determining the final checking frequencies and are for reference only.
- 2 The some frequencies may exceed the limit line without the specified detectors, but that cannot present the results are failed to the specification of test standard.
- 3 For corrected test results are listed in the relevant table of radiated test data of this test report.



Worldwide Testing Services(Taiwan) Co., Ltd.

Registration number: W6M21012-11105-C-1

FCC ID: T9J-RN171



Note: Up Line: Peak Limit Line, Down Line: Ave Limit Line

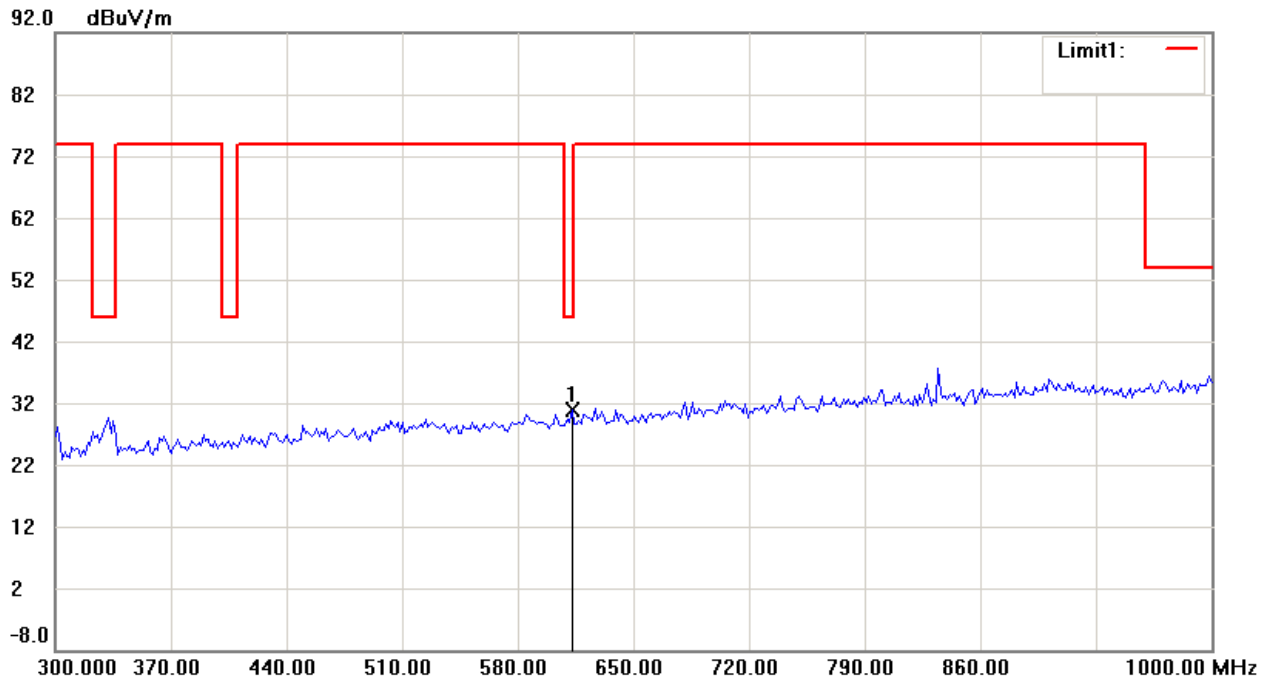
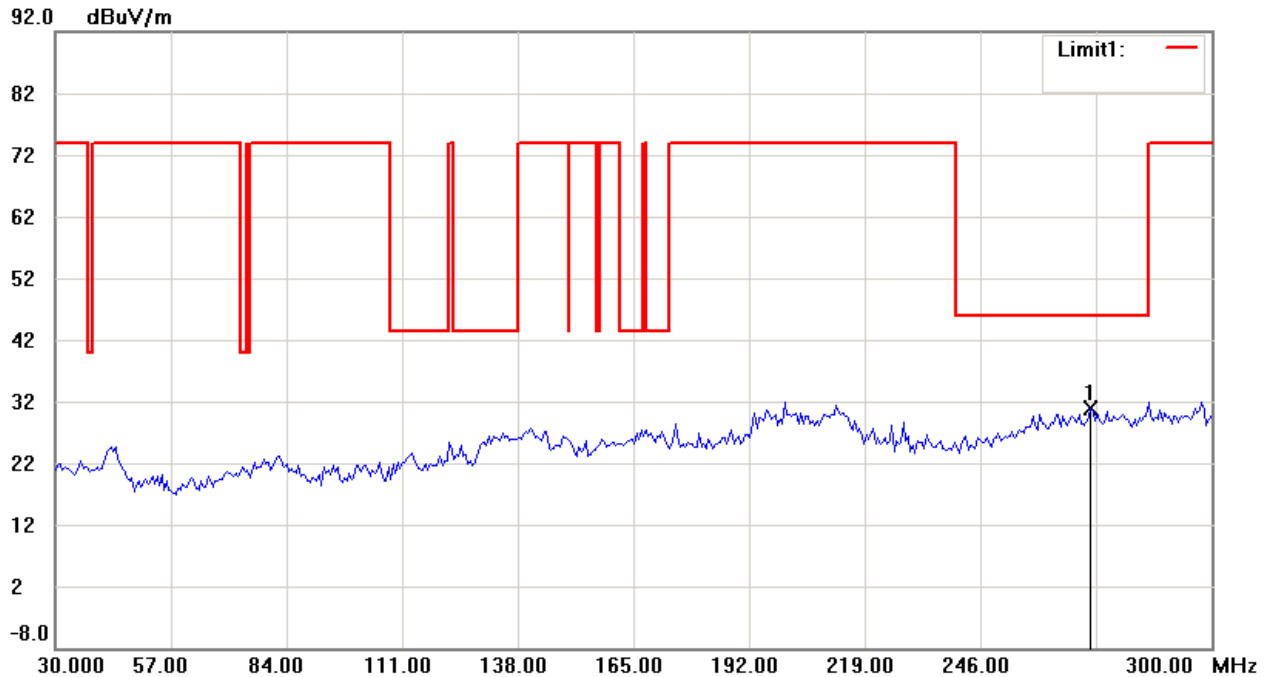
- 1 The attached measurement plots are preliminarily pre-scanned with peak detector for determining the final checking frequencies and are for reference only.
- 2 The some frequencies may exceed the limit line without the specified detectors, but that cannot present the results are failed to the specification of test standard.
- 3 For corrected test results are listed in the relevant table of radiated test data of this test report.



Worldwide Testing Services(Taiwan) Co., Ltd.

Registration number: W6M21012-11105-C-1
FCC ID: T9J-RN171

802.11g
Channel 1
Antenna Polarization H



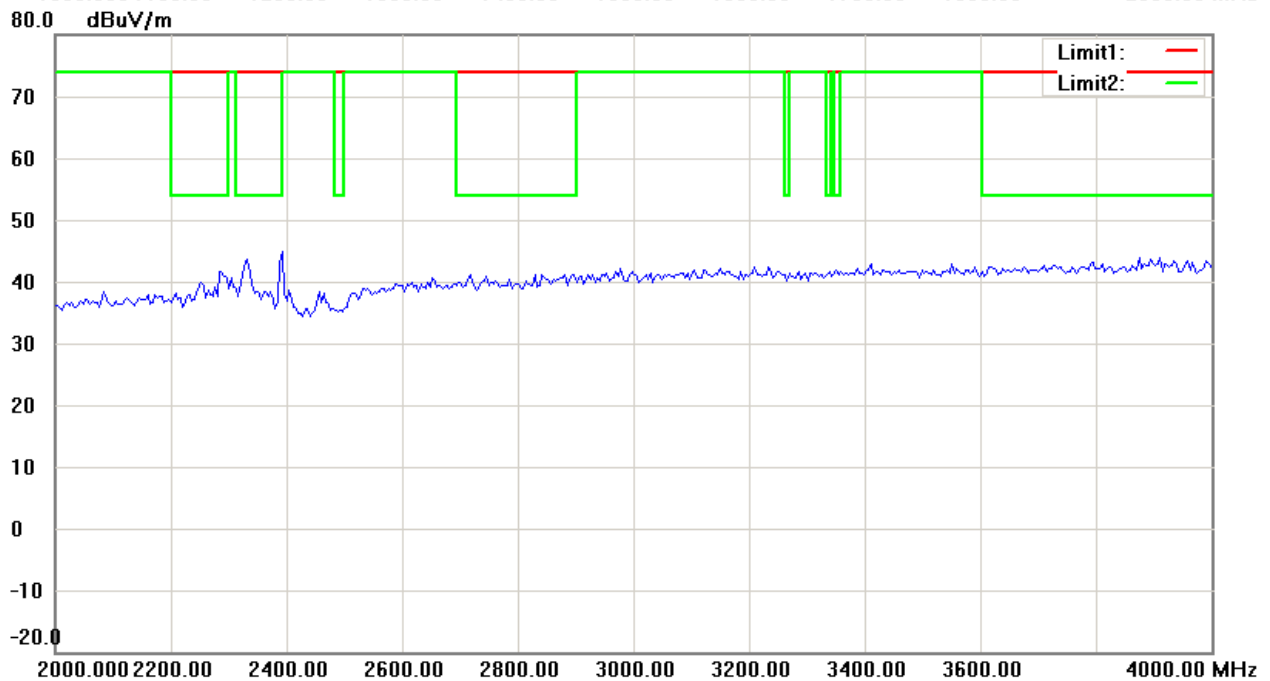
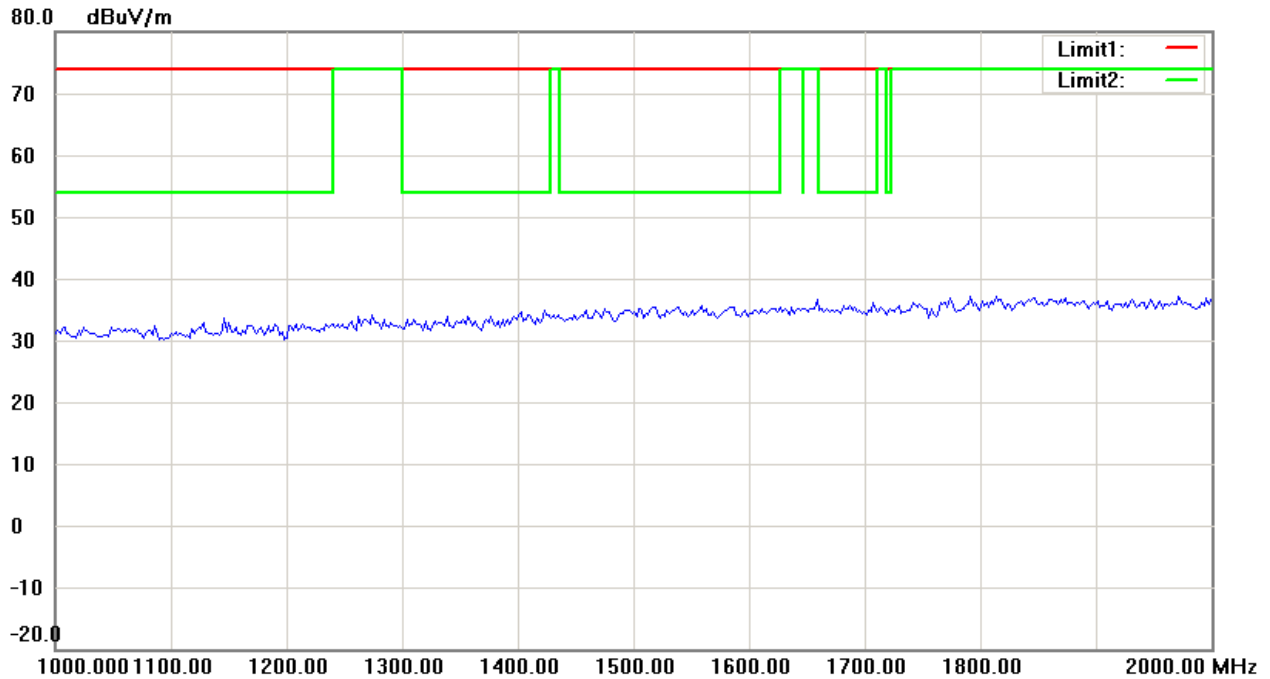
Note: Up Line: Peak Limit Line, Down Line: Ave Limit Line

- 1 The attached measurement plots are preliminarily pre-scanned with peak detector for determining the final checking frequencies and are for reference only.
- 2 The some frequencies may exceed the limit line without the specified detectors, but that cannot present the results are failed to the specification of test standard.
- 3 For corrected test results are listed in the relevant table of radiated test data of this test report.



Worldwide Testing Services(Taiwan) Co., Ltd.

Registration number: W6M21012-11105-C-1
FCC ID: T9J-RN171



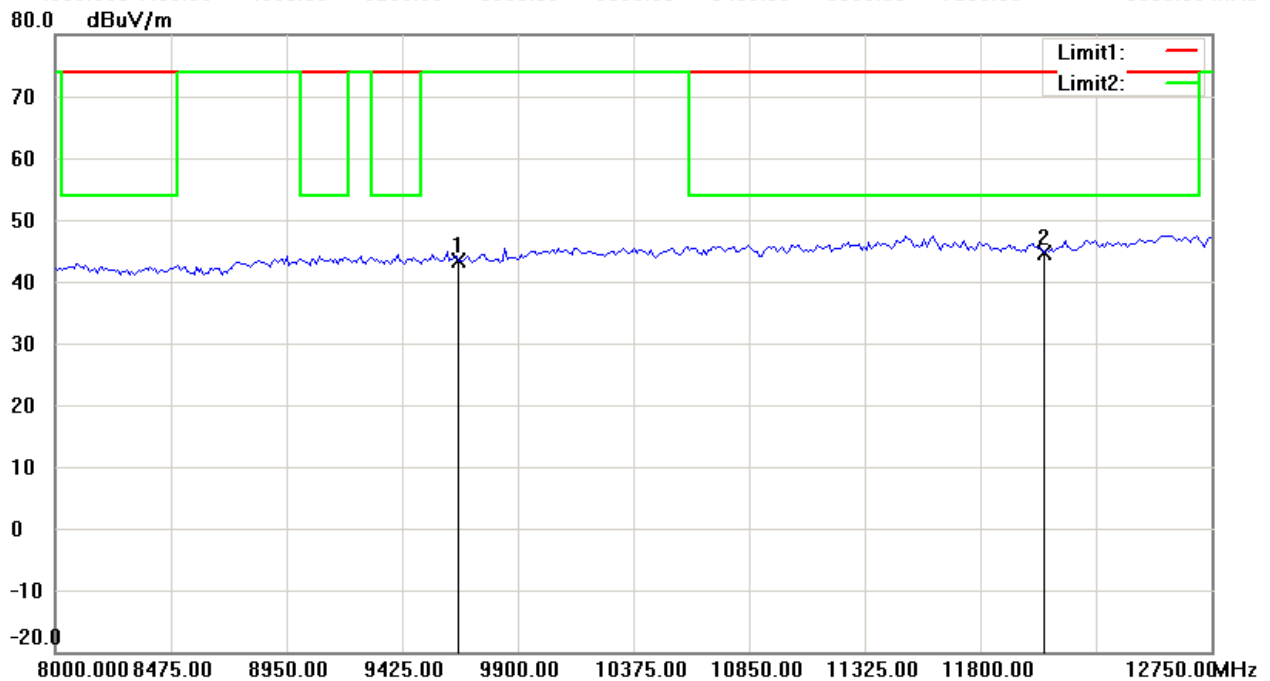
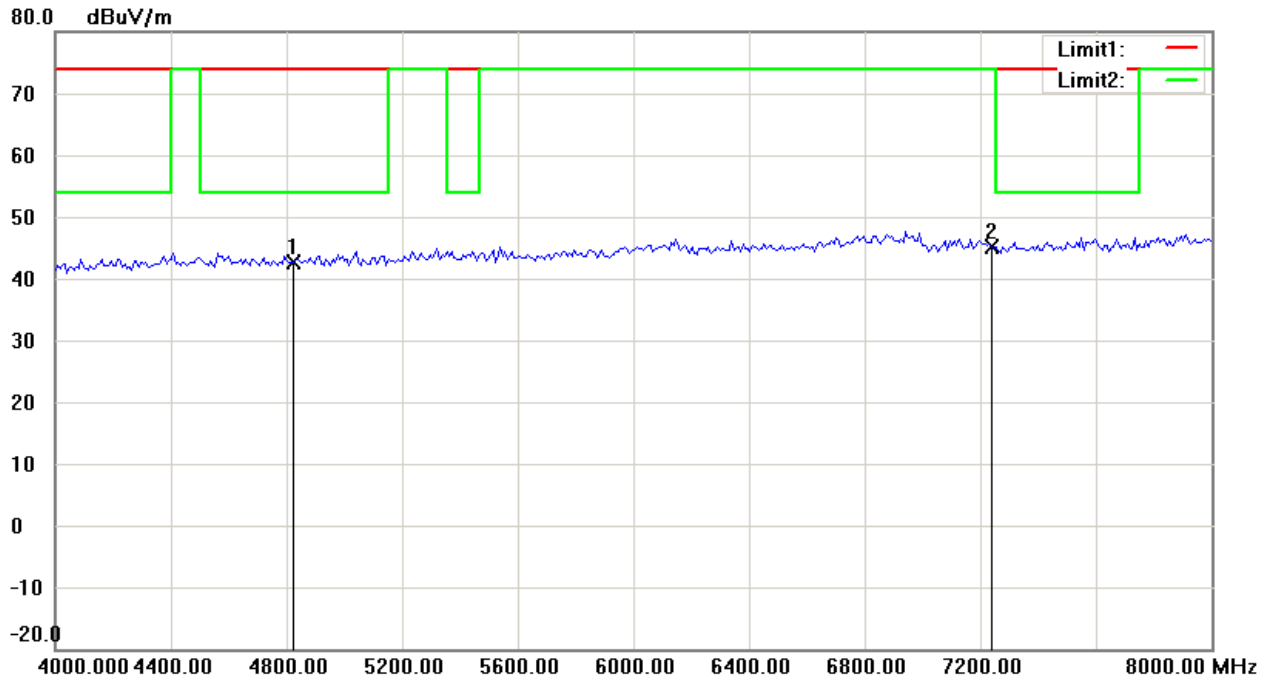
Note: Up Line: Peak Limit Line, Down Line: Ave Limit Line

- 1 The attached measurement plots are preliminarily pre-scanned with peak detector for determining the final checking frequencies and are for reference only.
- 2 The some frequencies may exceed the limit line without the specified detectors, but that cannot present the results are failed to the specification of test standard.
- 3 For corrected test results are listed in the relevant table of radiated test data of this test report.



Worldwide Testing Services(Taiwan) Co., Ltd.

Registration number: W6M21012-11105-C-1
FCC ID: T9J-RN171



Note: Up Line: Peak Limit Line, Down Line: Ave Limit Line

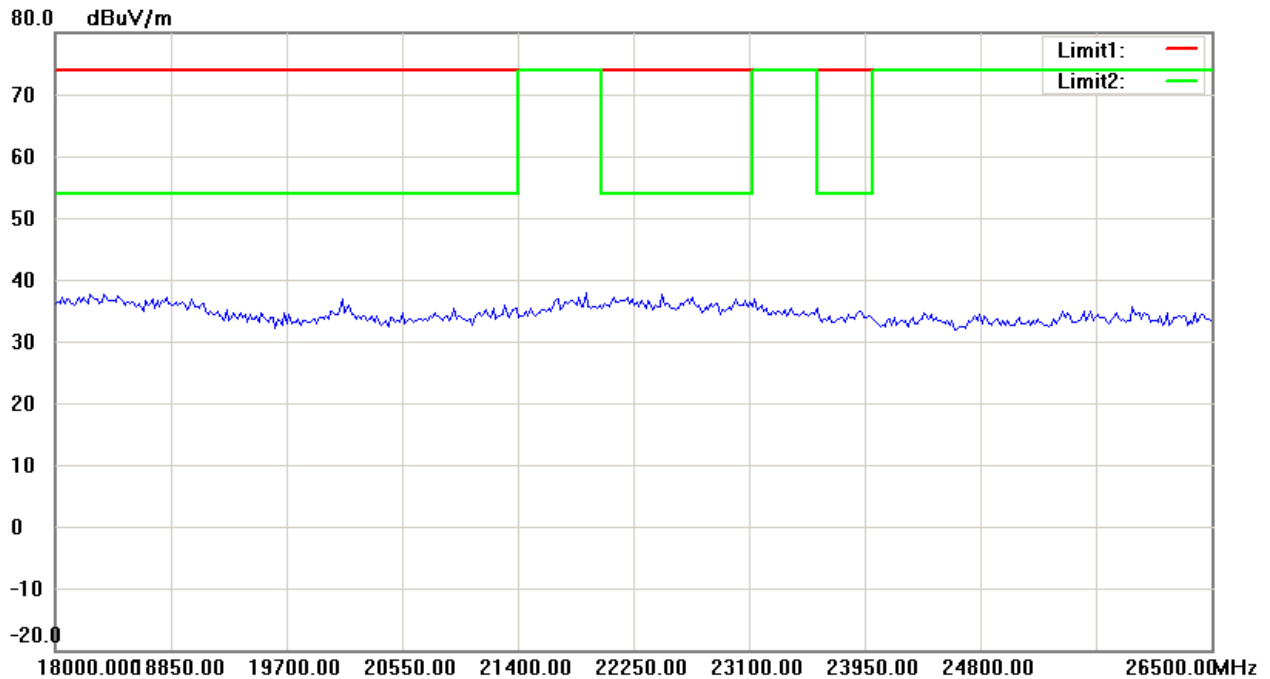
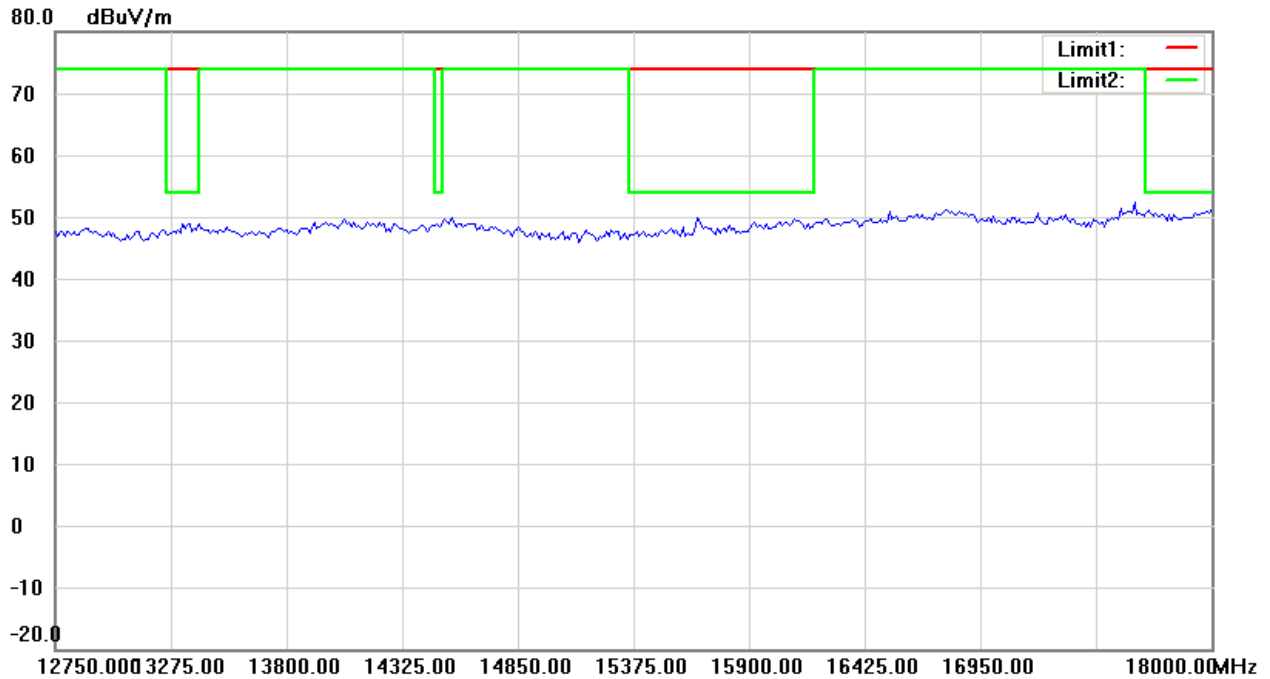
- 1 The attached measurement plots are preliminarily pre-scanned with peak detector for determining the final checking frequencies and are for reference only.
- 2 The some frequencies may exceed the limit line without the specified detectors, but that cannot present the results are failed to the specification of test standard.
- 3 For corrected test results are listed in the relevant table of radiated test data of this test report.



Worldwide Testing Services(Taiwan) Co., Ltd.

Registration number: W6M21012-11105-C-1

FCC ID: T9J-RN171



Note: Up Line: Peak Limit Line, Down Line: Ave Limit Line

- 1 The attached measurement plots are preliminarily pre-scanned with peak detector for determining the final checking frequencies and are for reference only.
- 2 The some frequencies may exceed the limit line without the specified detectors, but that cannot present the results are failed to the specification of test standard.
- 3 For corrected test results are listed in the relevant table of radiated test data of this test report.



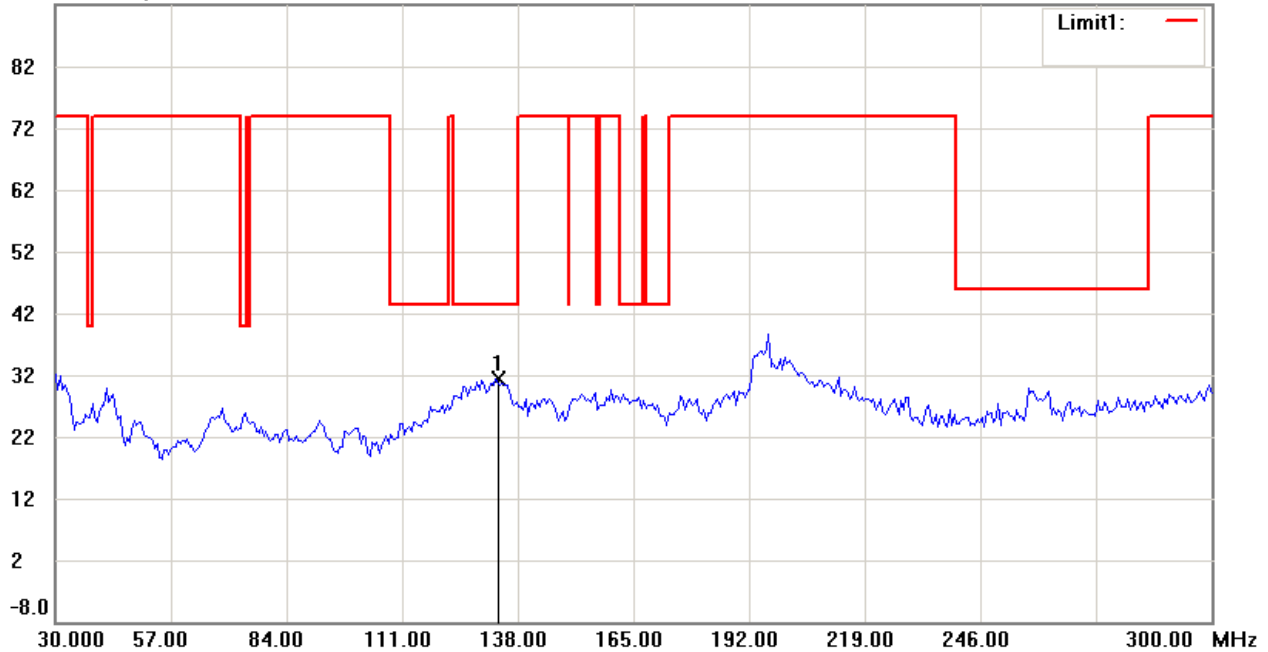
Worldwide Testing Services(Taiwan) Co., Ltd.

Registration number: W6M21012-11105-C-1

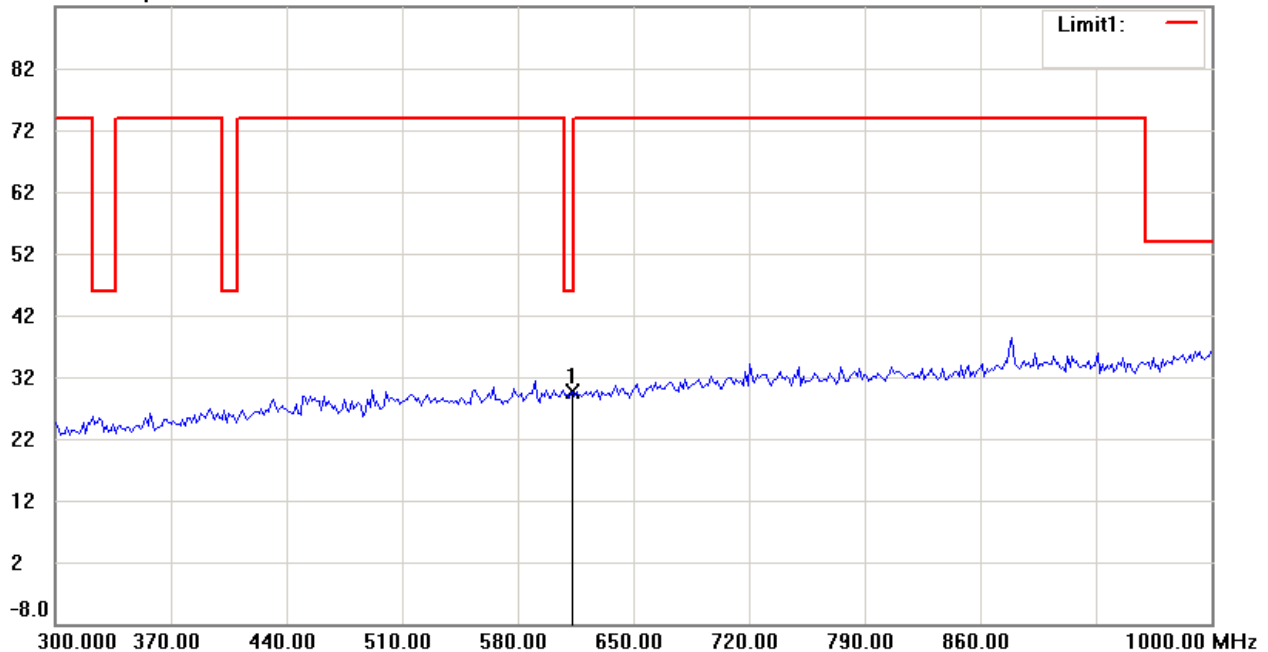
FCC ID: T9J-RN171

Antenna Polarization V

92.0 dBuV/m



92.0 dBuV/m



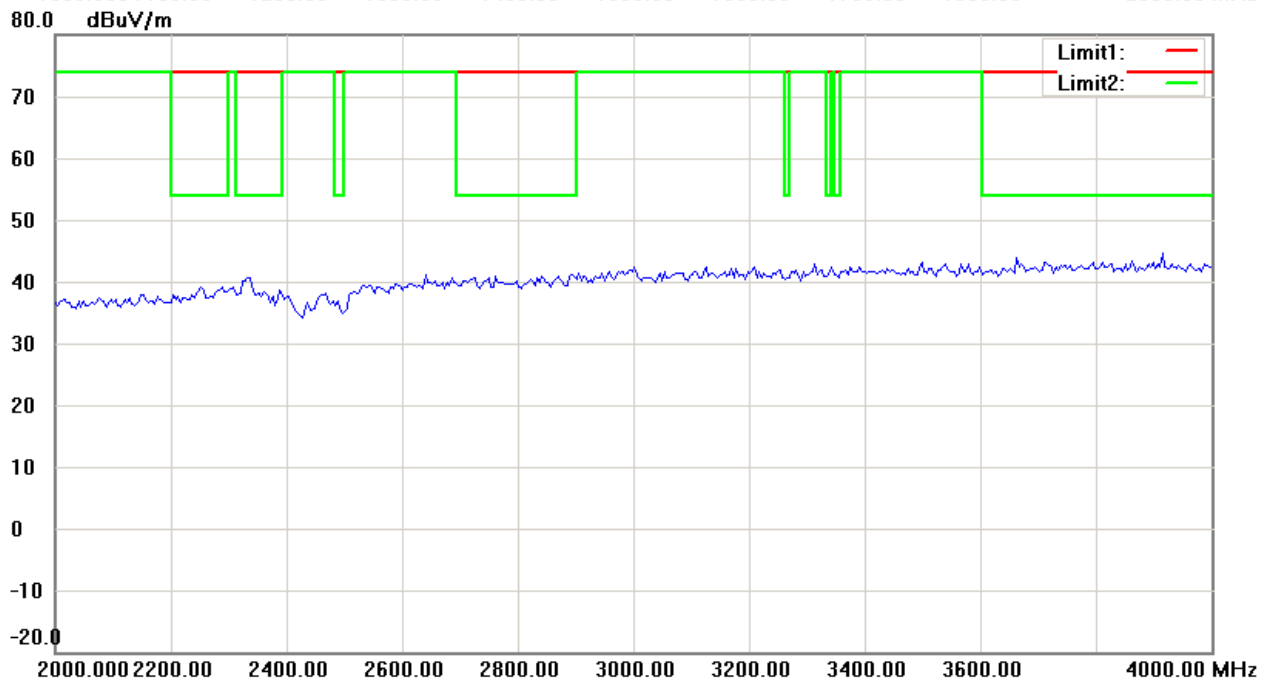
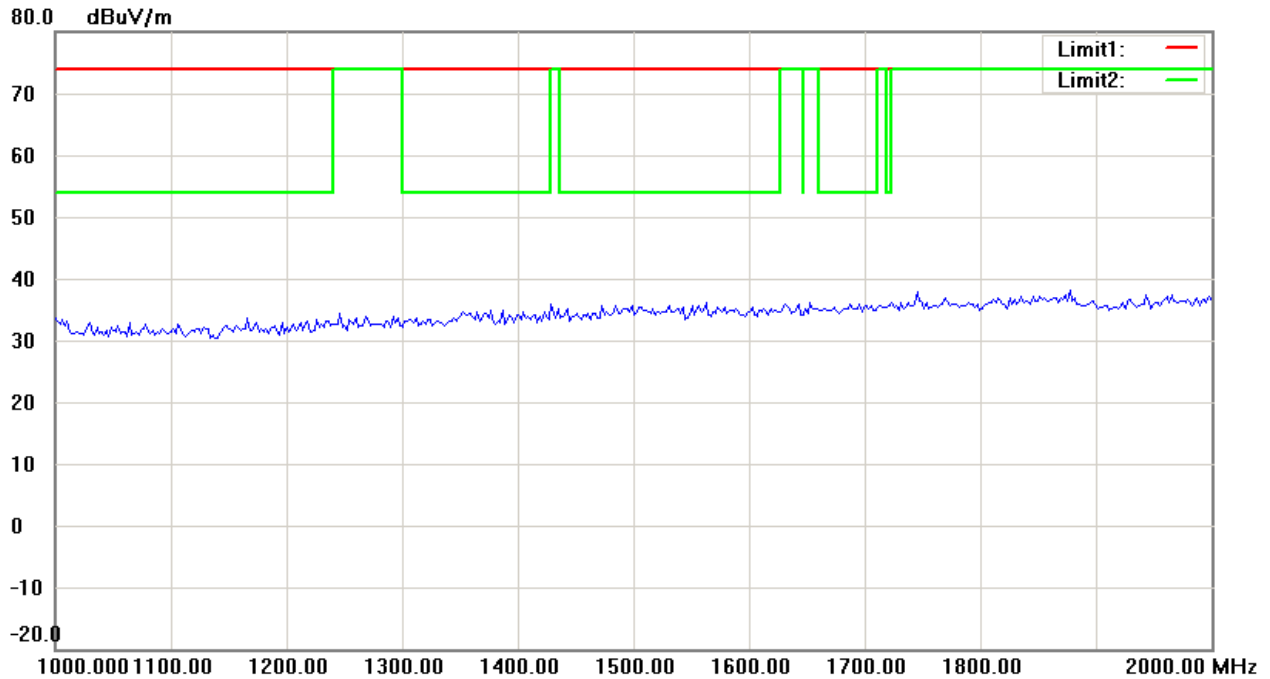
Note: Up Line: Peak Limit Line, Down Line: Ave Limit Line

- 1 The attached measurement plots are preliminarily pre-scanned with peak detector for determining the final checking frequencies and are for reference only.
- 2 The some frequencies may exceed the limit line without the specified detectors, but that cannot present the results are failed to the specification of test standard.
- 3 For corrected test results are listed in the relevant table of radiated test data of this test report.



Worldwide Testing Services(Taiwan) Co., Ltd.

Registration number: W6M21012-11105-C-1
FCC ID: T9J-RN171



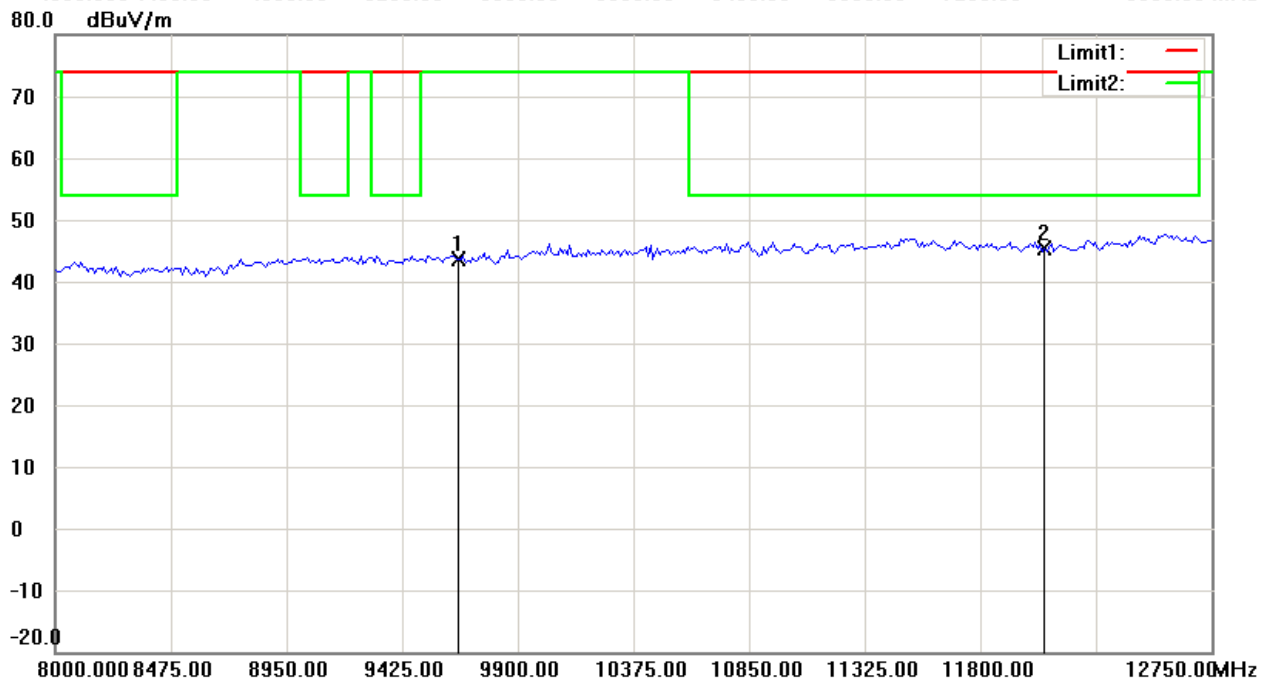
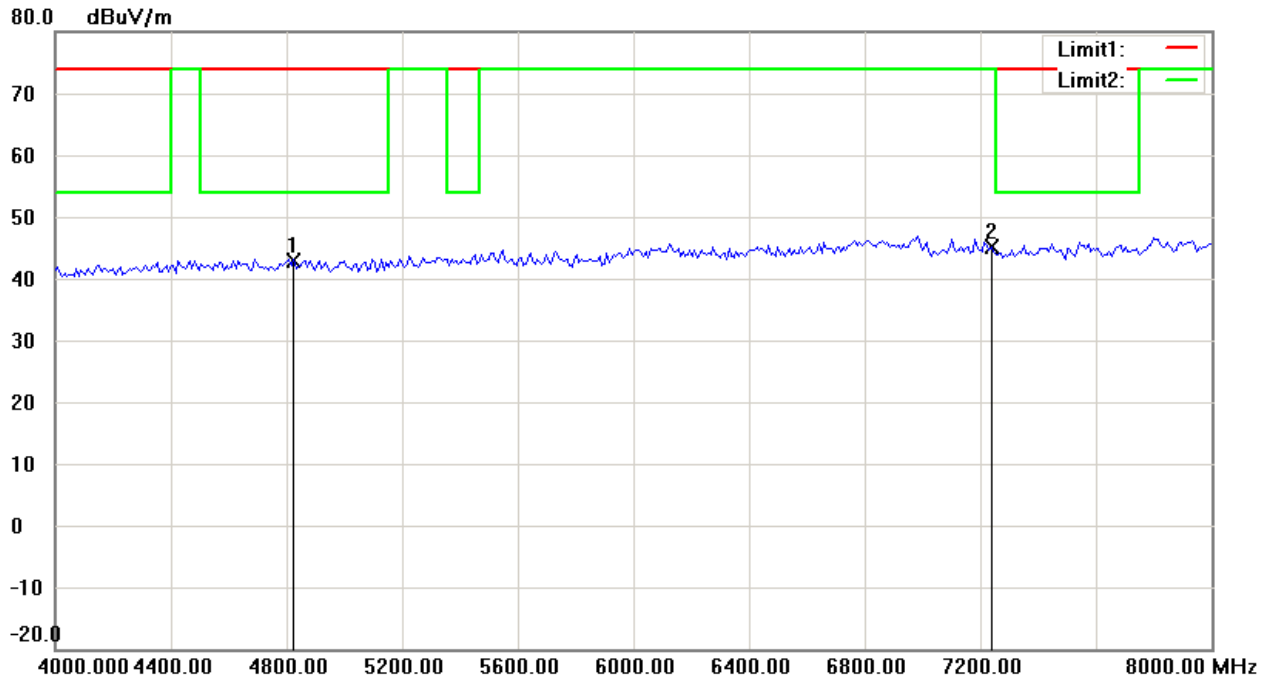
Note: Up Line: Peak Limit Line, Down Line: Ave Limit Line

- 1 The attached measurement plots are preliminarily pre-scanned with peak detector for determining the final checking frequencies and are for reference only.
- 2 The some frequencies may exceed the limit line without the specified detectors, but that cannot present the results are failed to the specification of test standard.
- 3 For corrected test results are listed in the relevant table of radiated test data of this test report.



Worldwide Testing Services(Taiwan) Co., Ltd.

Registration number: W6M21012-11105-C-1
FCC ID: T9J-RN171



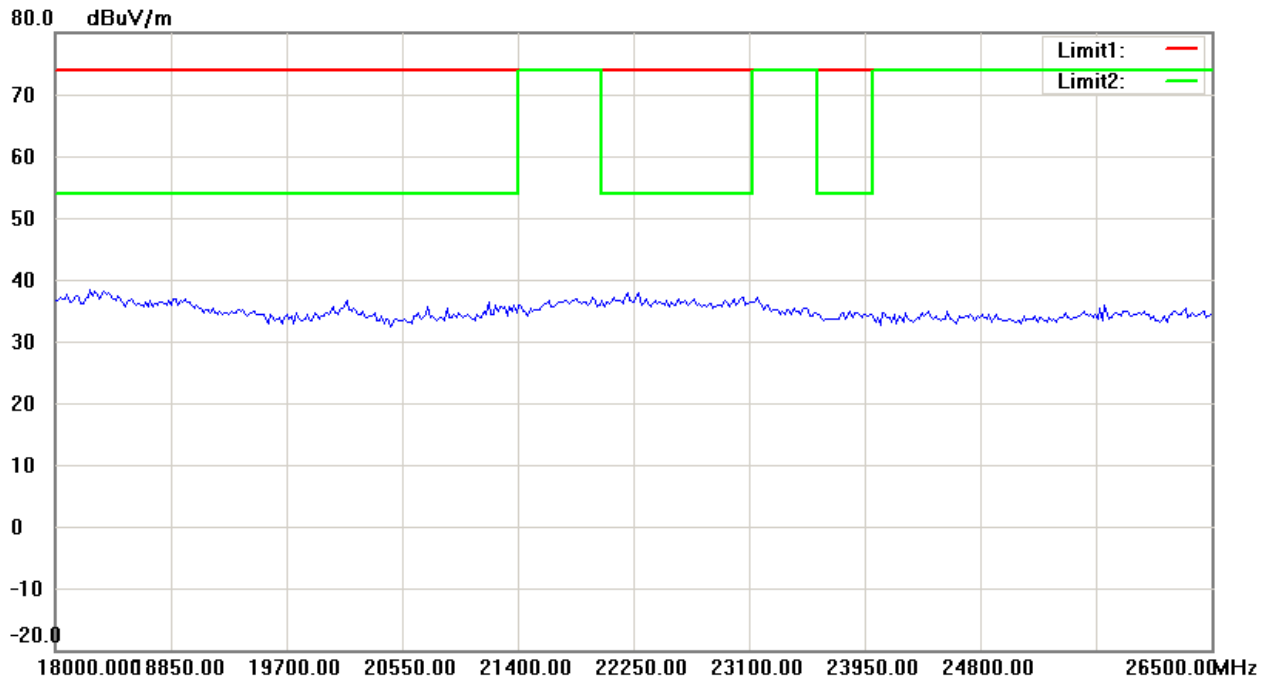
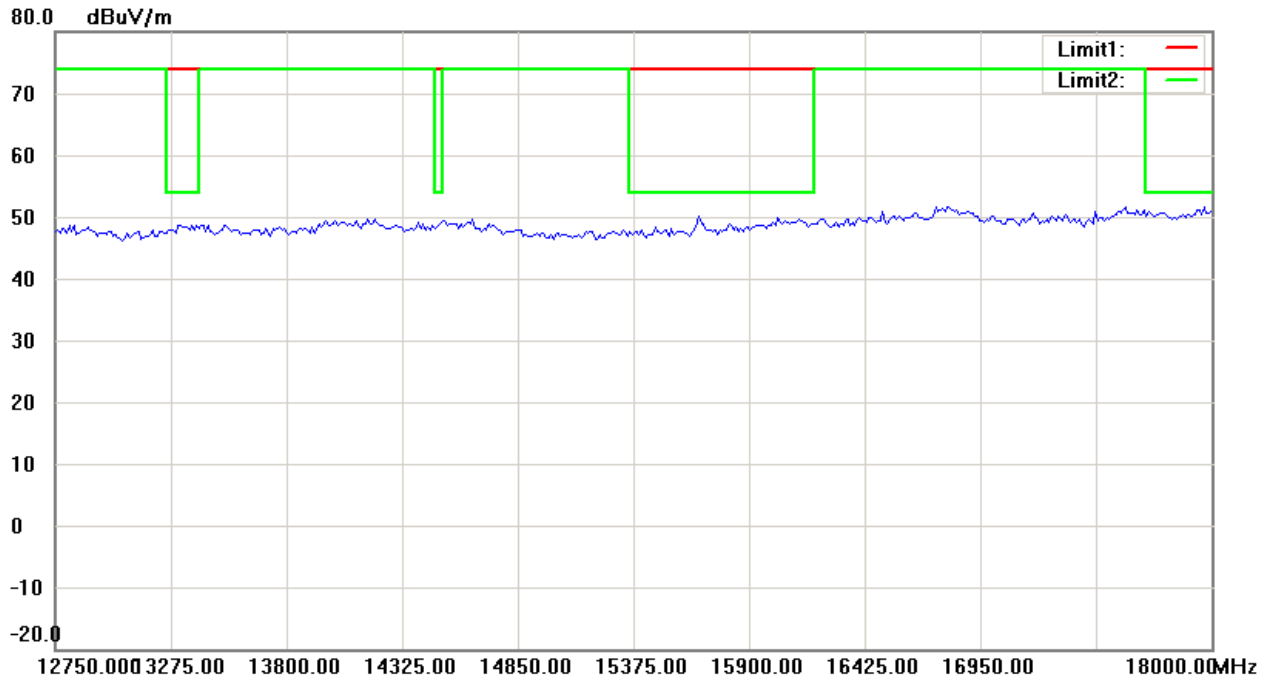
Note: Up Line: Peak Limit Line, Down Line: Ave Limit Line

- 1 The attached measurement plots are preliminarily pre-scanned with peak detector for determining the final checking frequencies and are for reference only.
- 2 The some frequencies may exceed the limit line without the specified detectors, but that cannot present the results are failed to the specification of test standard.
- 3 For corrected test results are listed in the relevant table of radiated test data of this test report.



Worldwide Testing Services(Taiwan) Co., Ltd.

Registration number: W6M21012-11105-C-1
FCC ID: T9J-RN171



Note: Up Line: Peak Limit Line, Down Line: Ave Limit Line

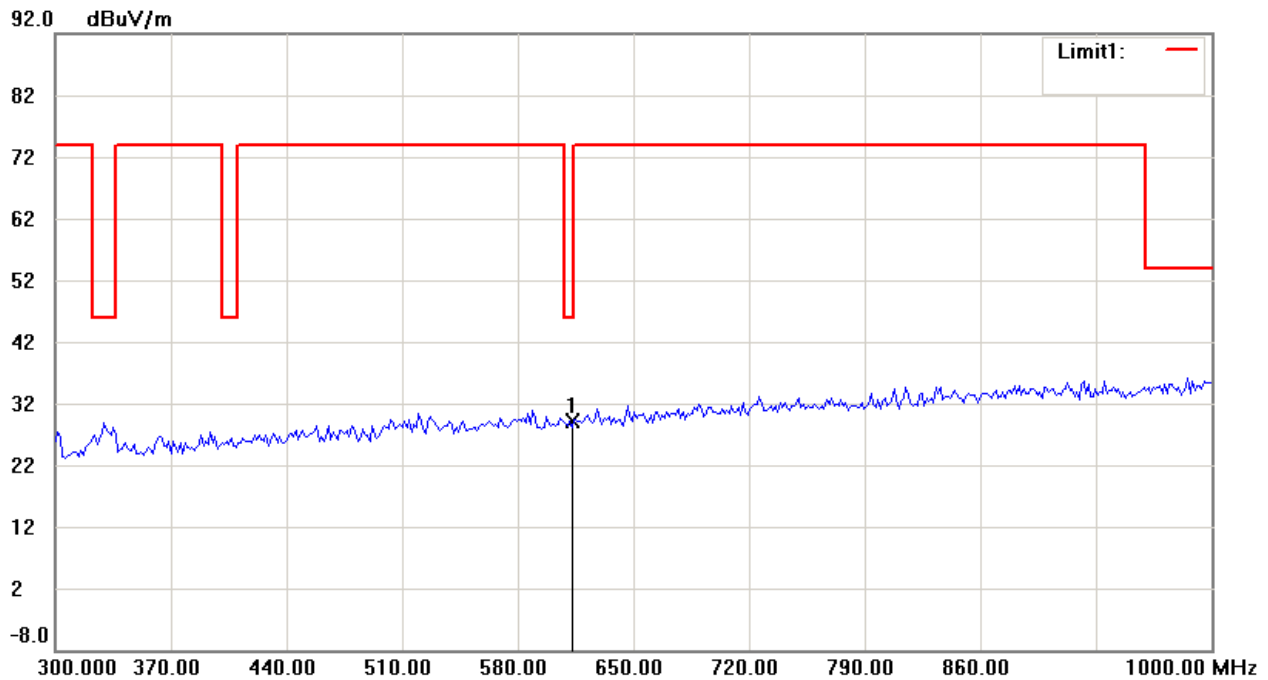
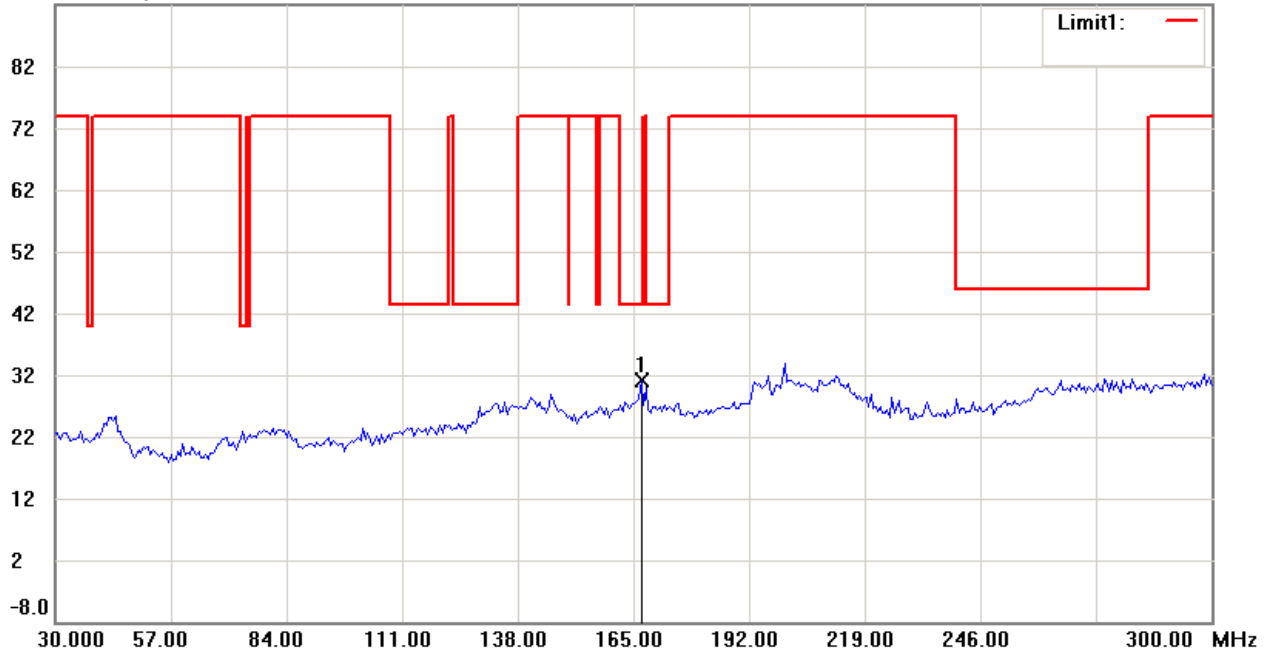
- 1 The attached measurement plots are preliminarily pre-scanned with peak detector for determining the final checking frequencies and are for reference only.
- 2 The some frequencies may exceed the limit line without the specified detectors, but that cannot present the results are failed to the specification of test standard.
- 3 For corrected test results are listed in the relevant table of radiated test data of this test report.



Worldwide Testing Services(Taiwan) Co., Ltd.

Registration number: W6M21012-11105-C-1
FCC ID: T9J-RN171

Channel 6
Antenna Polarization H
92.0 dBuV/m



Note: Up Line: Peak Limit Line, Down Line: Ave Limit Line

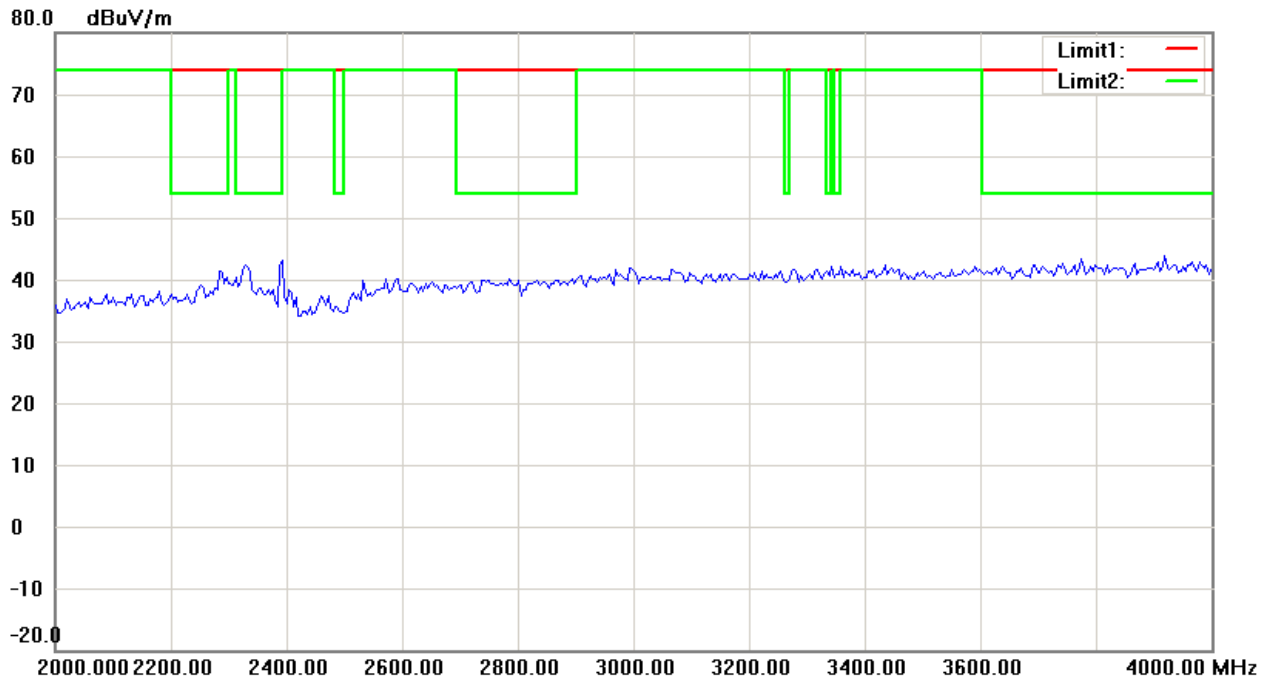
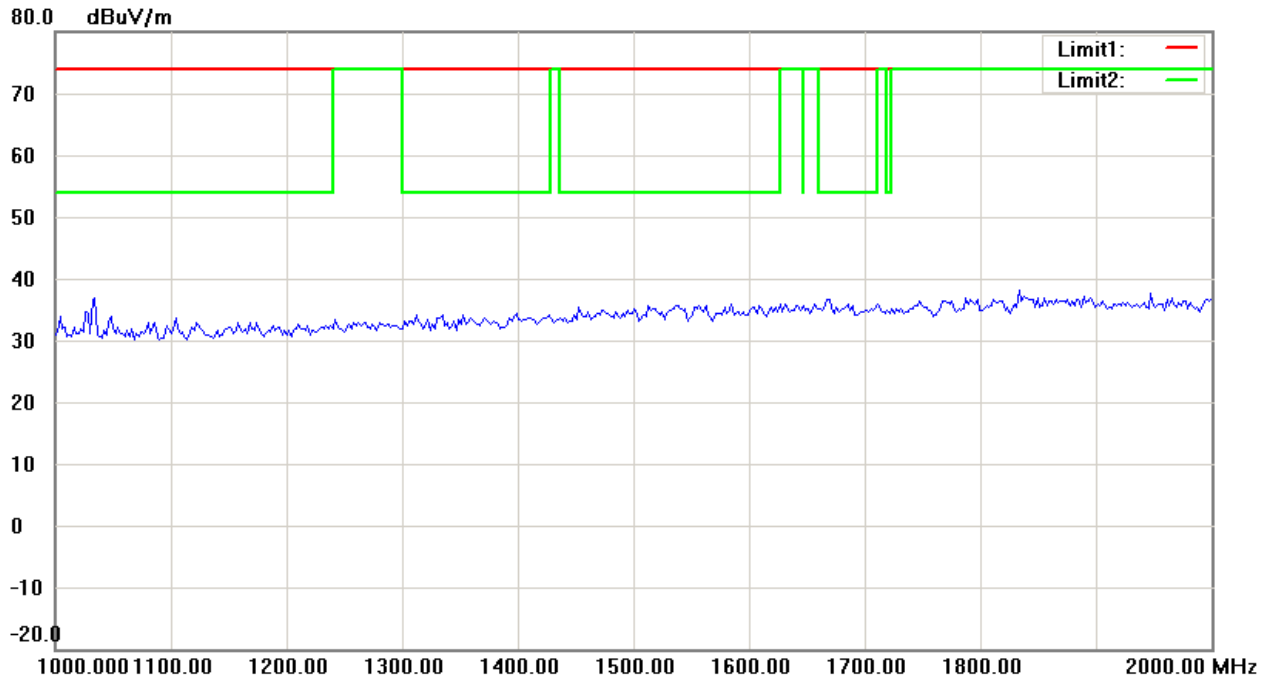
- 1 The attached measurement plots are preliminarily pre-scanned with peak detector for determining the final checking frequencies and are for reference only.
- 2 The some frequencies may exceed the limit line without the specified detectors, but that cannot present the results are failed to the specification of test standard.
- 3 For corrected test results are listed in the relevant table of radiated test data of this test report.



Worldwide Testing Services(Taiwan) Co., Ltd.

Registration number: W6M21012-11105-C-1

FCC ID: T9J-RN171



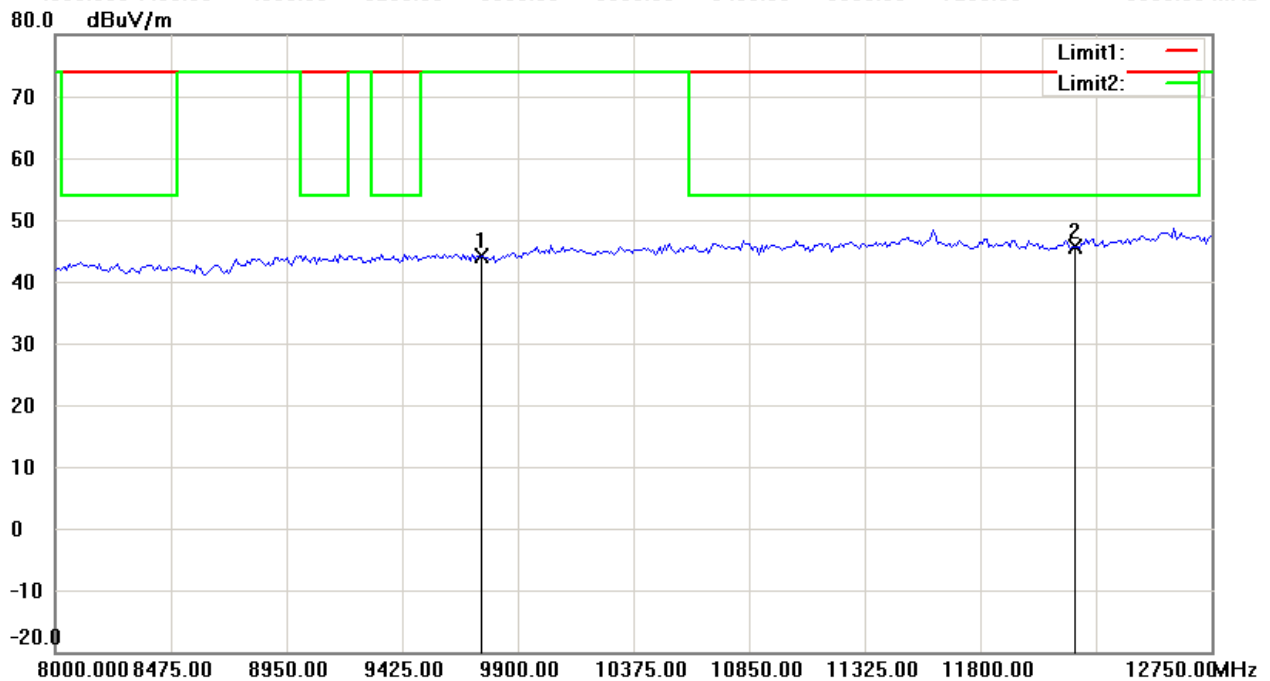
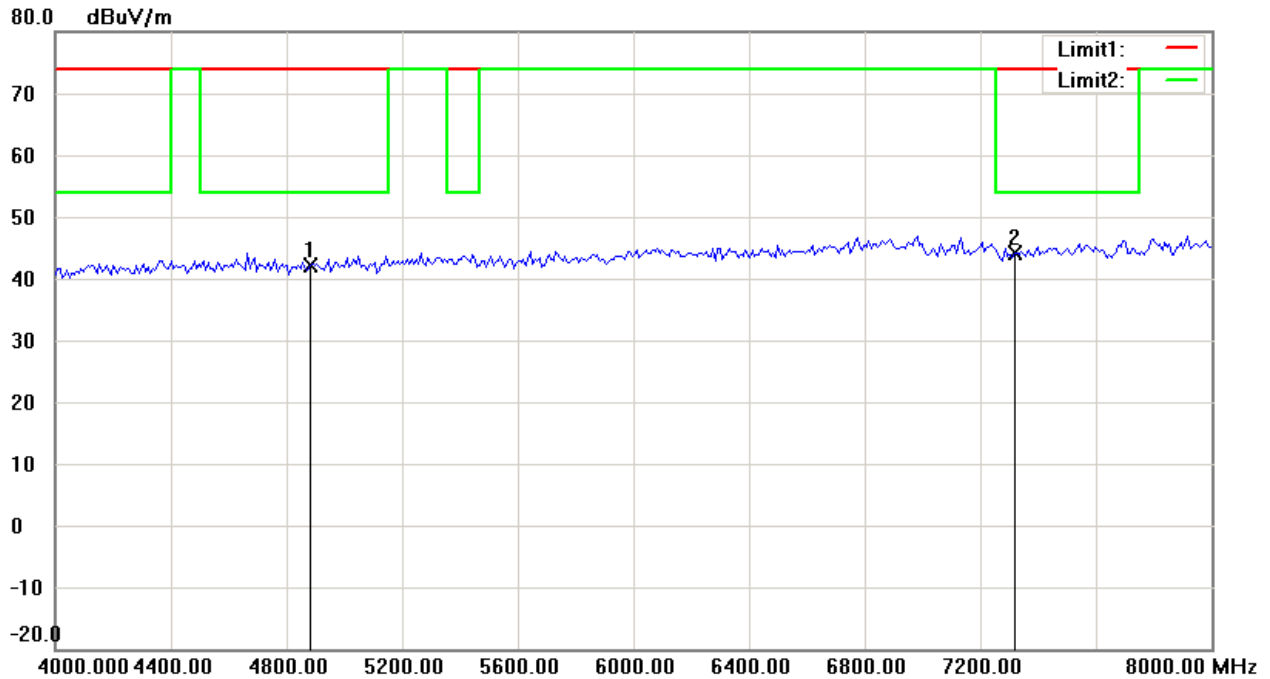
Note: Up Line: Peak Limit Line, Down Line: Ave Limit Line

- 1 The attached measurement plots are preliminarily pre-scanned with peak detector for determining the final checking frequencies and are for reference only.
- 2 The some frequencies may exceed the limit line without the specified detectors, but that cannot present the results are failed to the specification of test standard.
- 3 For corrected test results are listed in the relevant table of radiated test data of this test report.



Worldwide Testing Services(Taiwan) Co., Ltd.

Registration number: W6M21012-11105-C-1
FCC ID: T9J-RN171



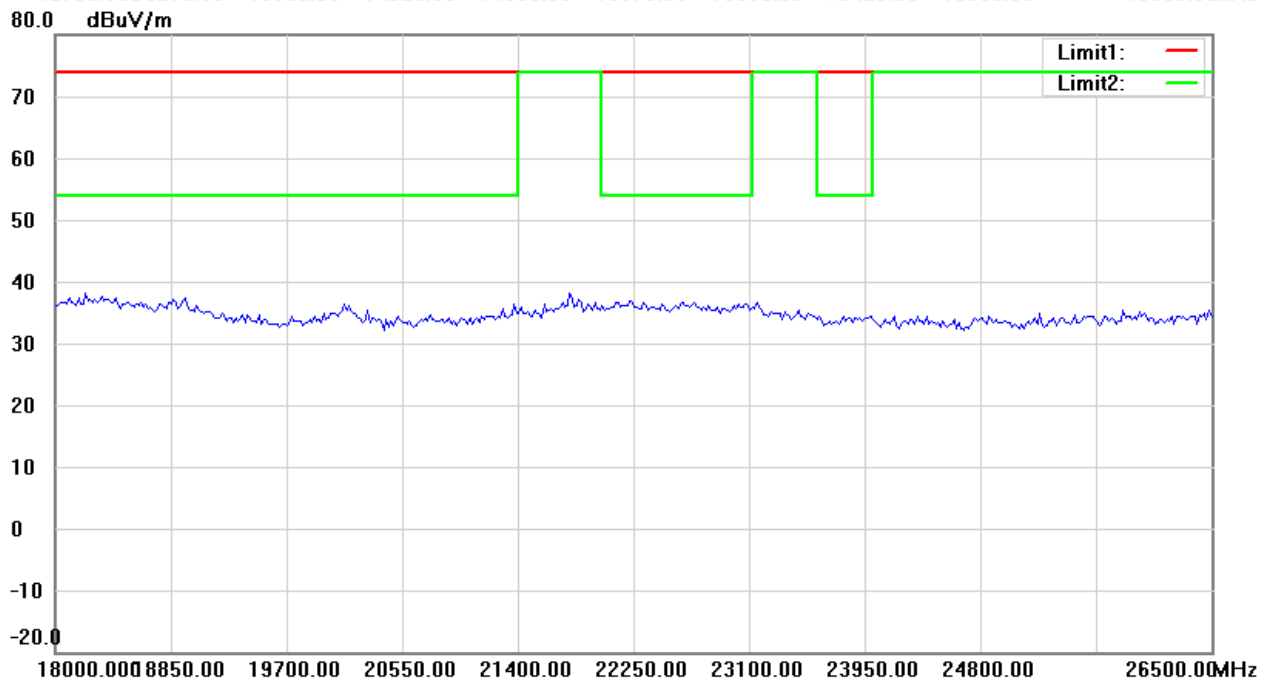
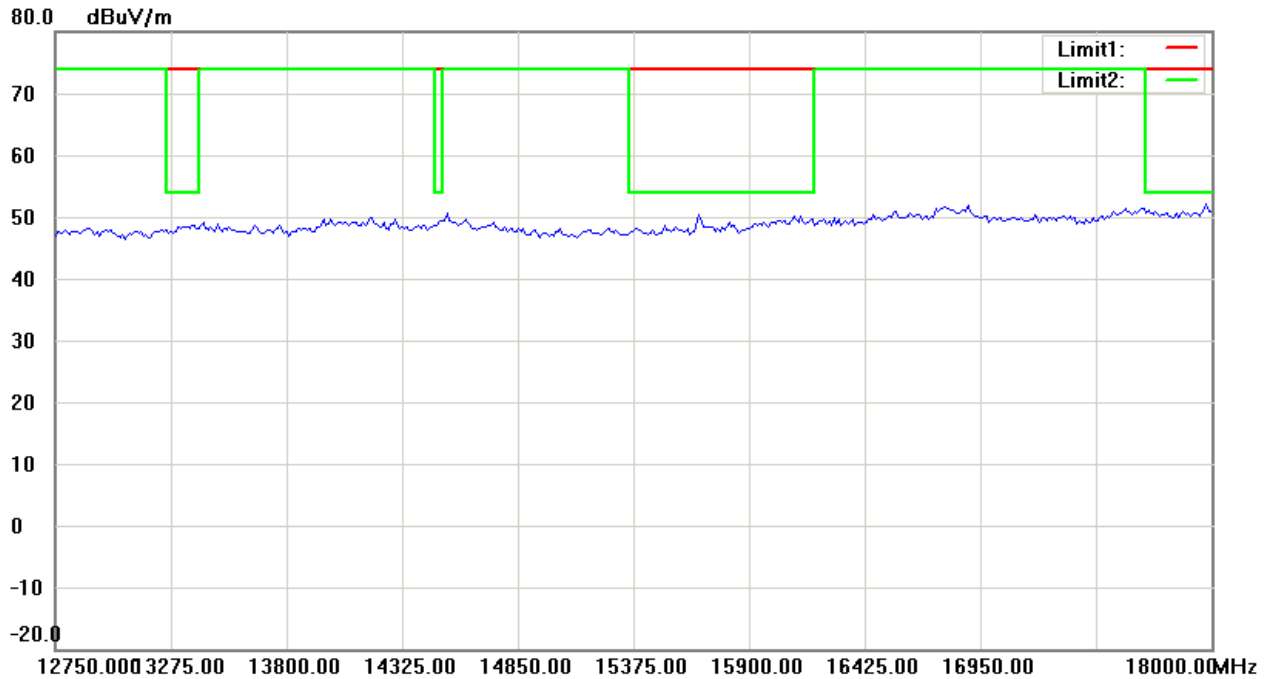
Note: Up Line: Peak Limit Line, Down Line: Ave Limit Line

- 1 The attached measurement plots are preliminarily pre-scanned with peak detector for determining the final checking frequencies and are for reference only.
- 2 The some frequencies may exceed the limit line without the specified detectors, but that cannot present the results are failed to the specification of test standard.
- 3 For corrected test results are listed in the relevant table of radiated test data of this test report.



Worldwide Testing Services(Taiwan) Co., Ltd.

Registration number: W6M21012-11105-C-1
FCC ID: T9J-RN171



Note: Up Line: Peak Limit Line, Down Line: Ave Limit Line

- 1 The attached measurement plots are preliminarily pre-scanned with peak detector for determining the final checking frequencies and are for reference only.
- 2 The some frequencies may exceed the limit line without the specified detectors, but that cannot present the results are failed to the specification of test standard.
- 3 For corrected test results are listed in the relevant table of radiated test data of this test report.



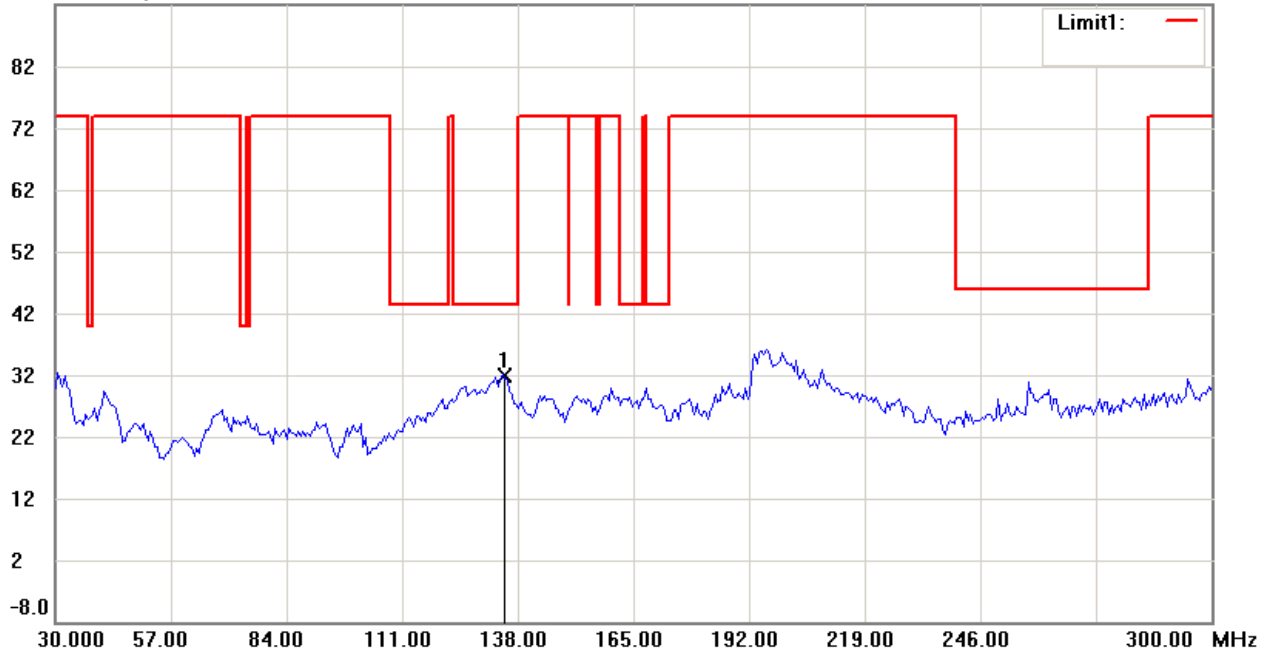
Worldwide Testing Services(Taiwan) Co., Ltd.

Registration number: W6M21012-11105-C-1

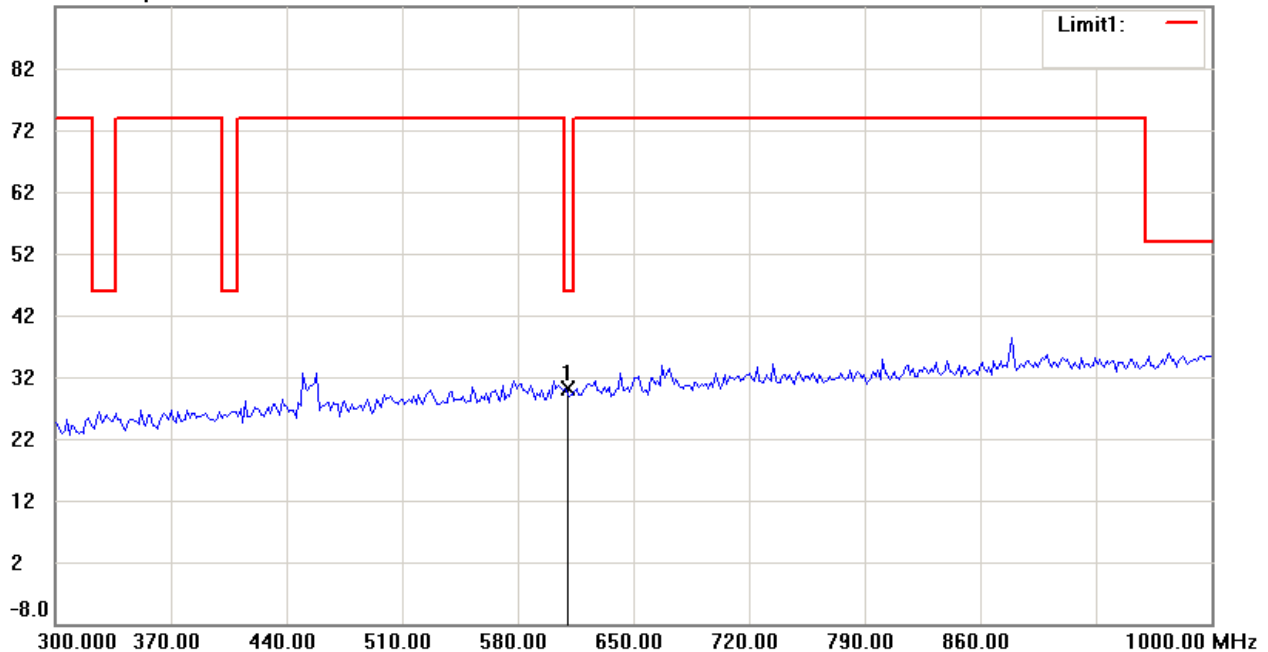
FCC ID: T9J-RN171

Antenna Polarization V

92.0 dBuV/m



92.0 dBuV/m



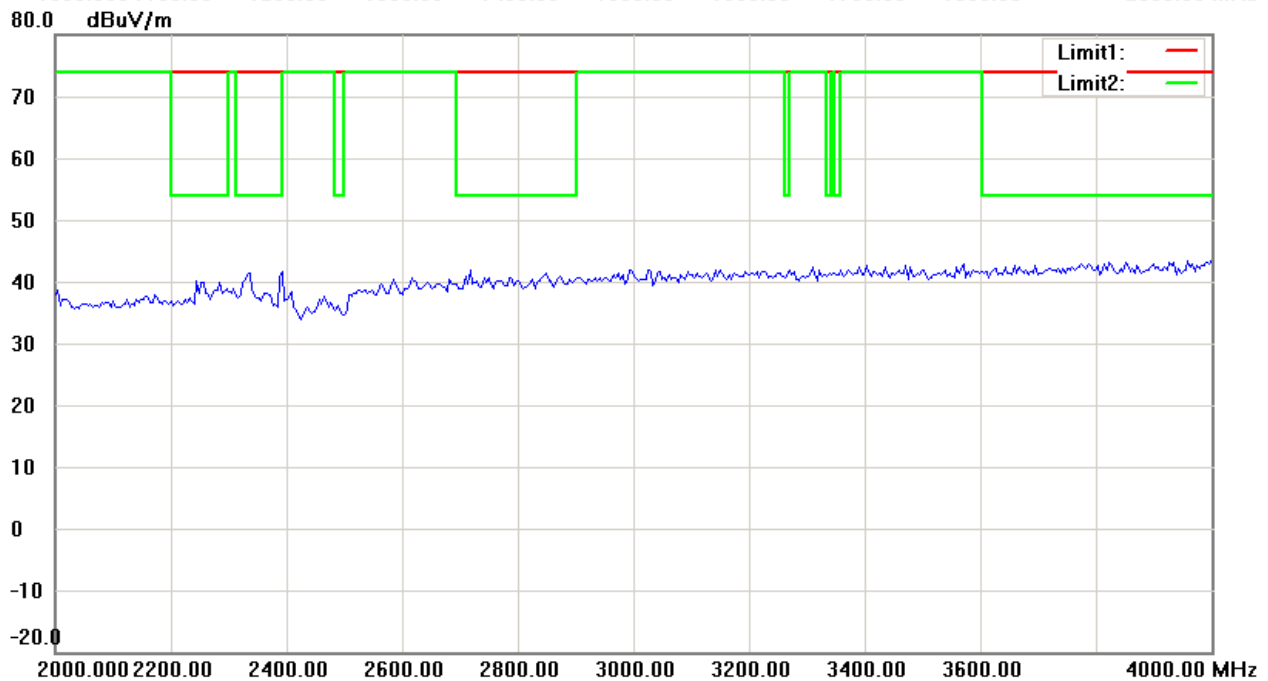
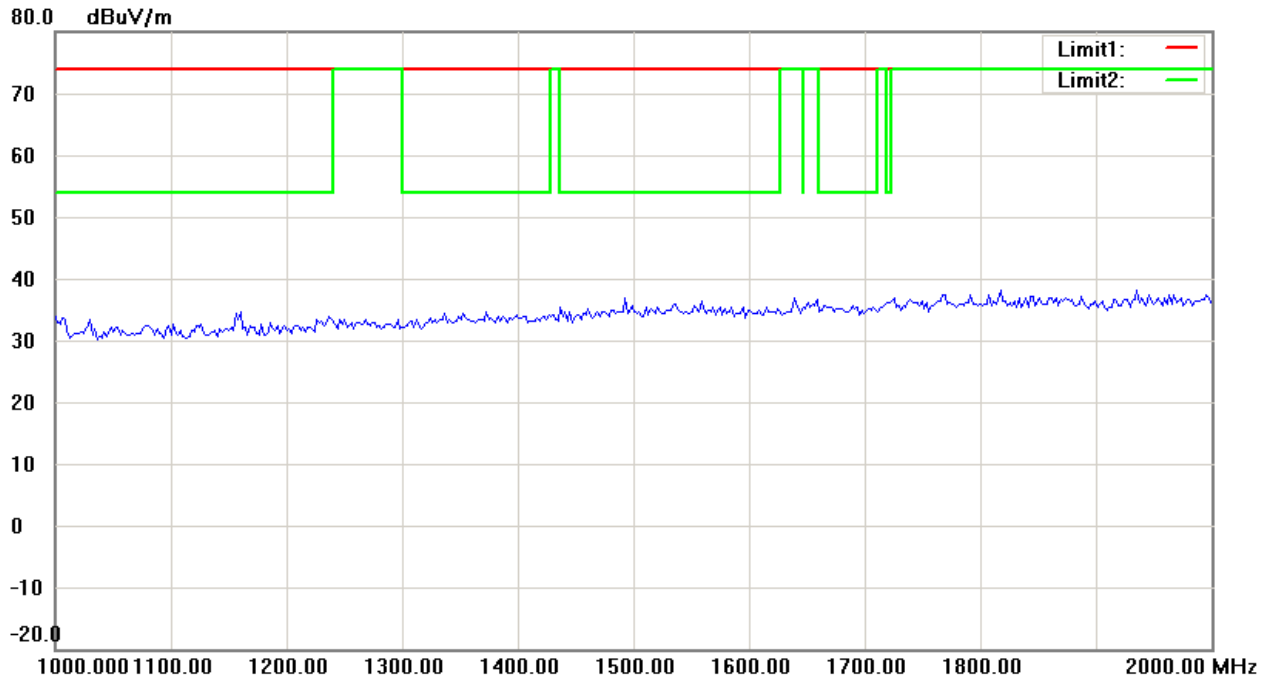
Note: Up Line: Peak Limit Line, Down Line: Ave Limit Line

- 1 The attached measurement plots are preliminarily pre-scanned with peak detector for determining the final checking frequencies and are for reference only.
- 2 The some frequencies may exceed the limit line without the specified detectors, but that cannot present the results are failed to the specification of test standard.
- 3 For corrected test results are listed in the relevant table of radiated test data of this test report.



Worldwide Testing Services(Taiwan) Co., Ltd.

Registration number: W6M21012-11105-C-1
FCC ID: T9J-RN171



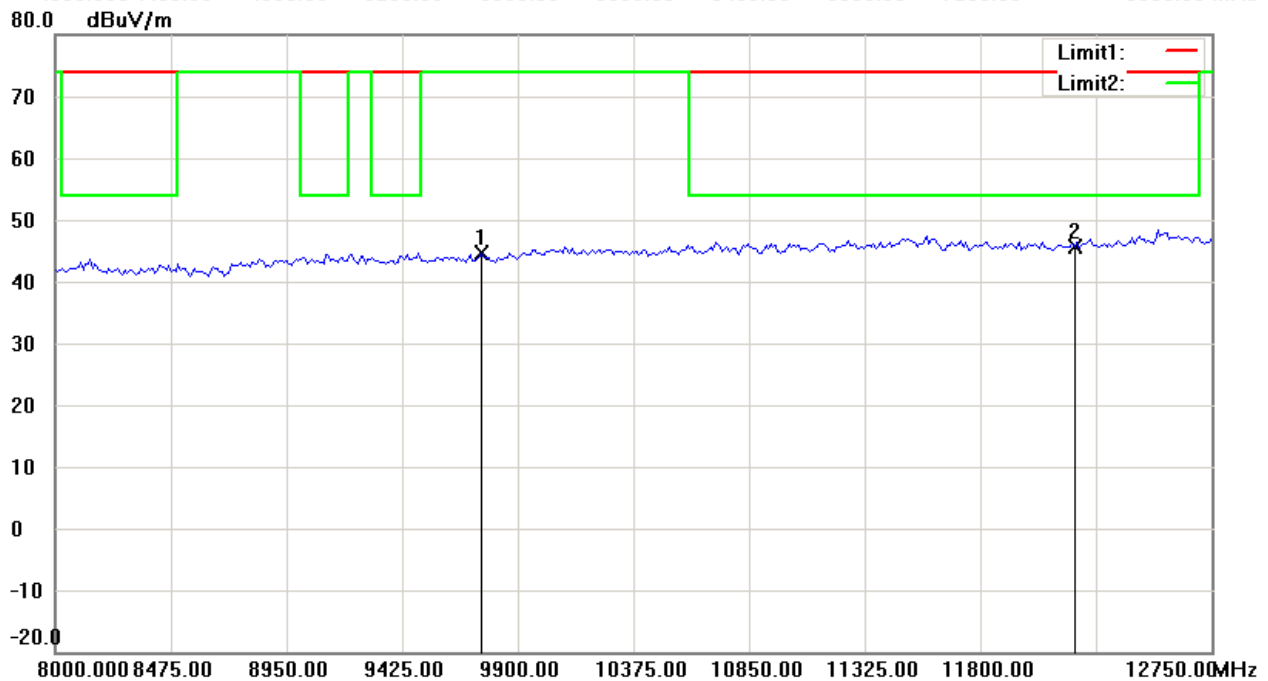
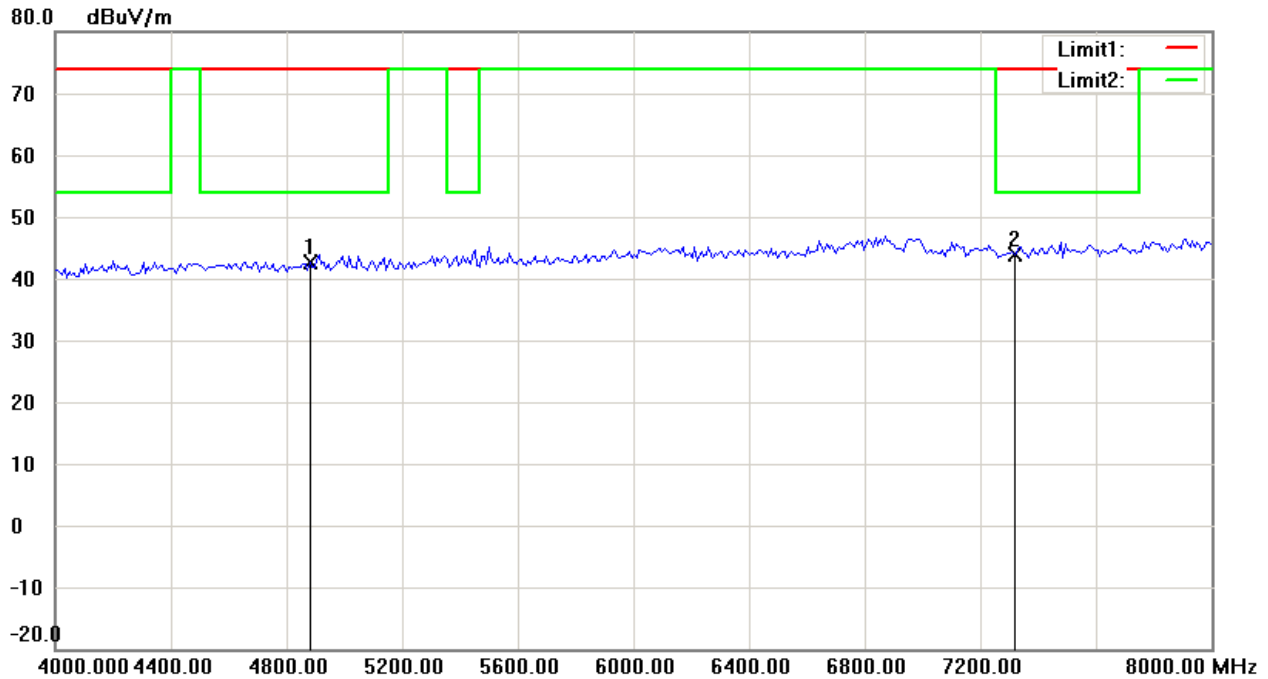
Note: Up Line: Peak Limit Line, Down Line: Ave Limit Line

- 1 The attached measurement plots are preliminarily pre-scanned with peak detector for determining the final checking frequencies and are for reference only.
- 2 The some frequencies may exceed the limit line without the specified detectors, but that cannot present the results are failed to the specification of test standard.
- 3 For corrected test results are listed in the relevant table of radiated test data of this test report.



Worldwide Testing Services(Taiwan) Co., Ltd.

Registration number: W6M21012-11105-C-1
FCC ID: T9J-RN171



Note: Up Line: Peak Limit Line, Down Line: Ave Limit Line

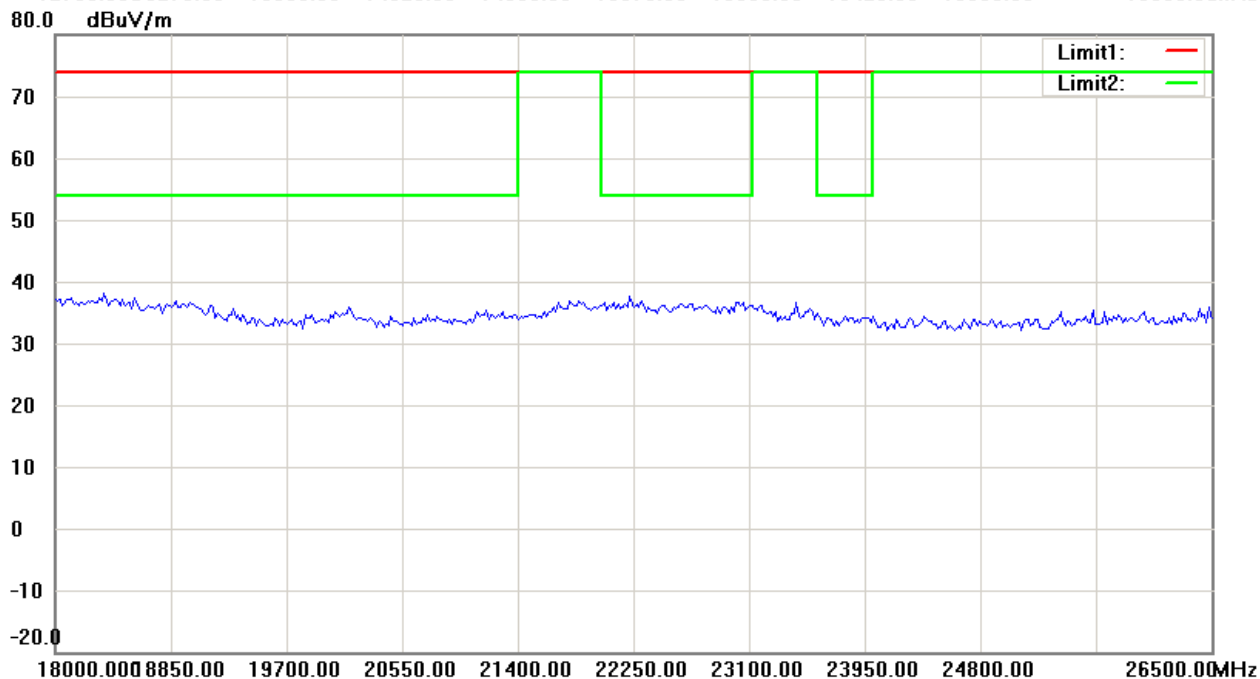
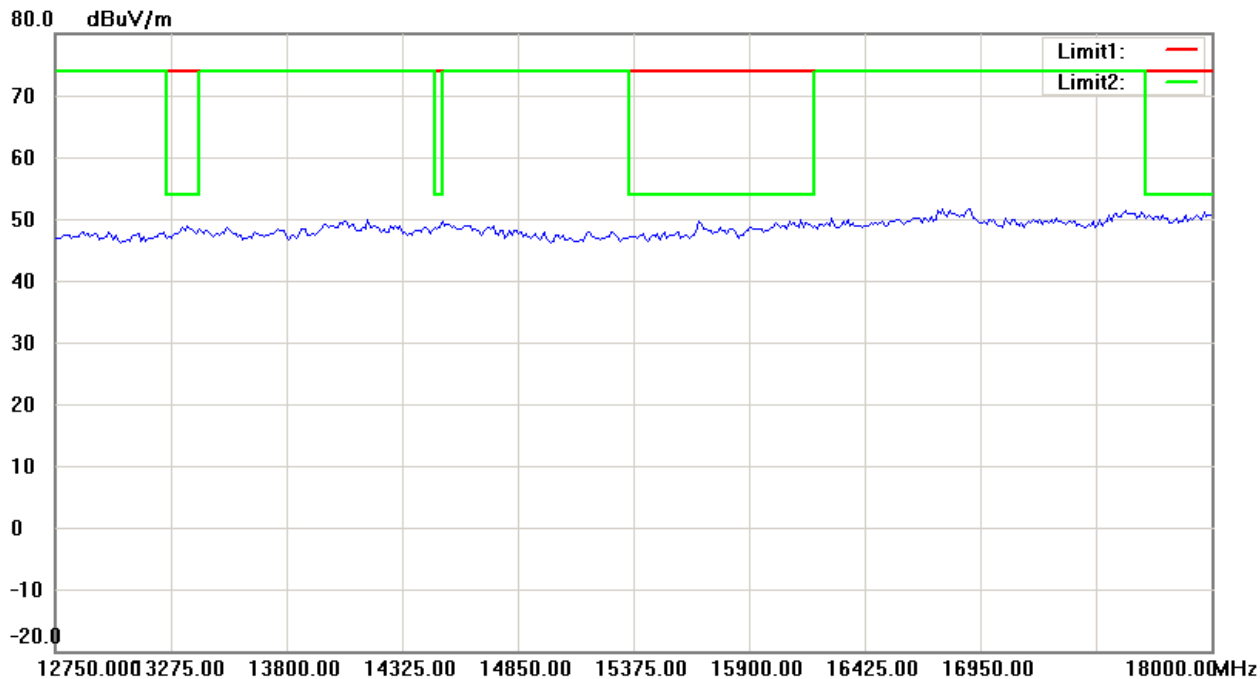
- 1 The attached measurement plots are preliminarily pre-scanned with peak detector for determining the final checking frequencies and are for reference only.
- 2 The some frequencies may exceed the limit line without the specified detectors, but that cannot present the results are failed to the specification of test standard.
- 3 For corrected test results are listed in the relevant table of radiated test data of this test report.



Worldwide Testing Services(Taiwan) Co., Ltd.

Registration number: W6M21012-11105-C-1

FCC ID: T9J-RN171



Note: Up Line: Peak Limit Line, Down Line: Ave Limit Line

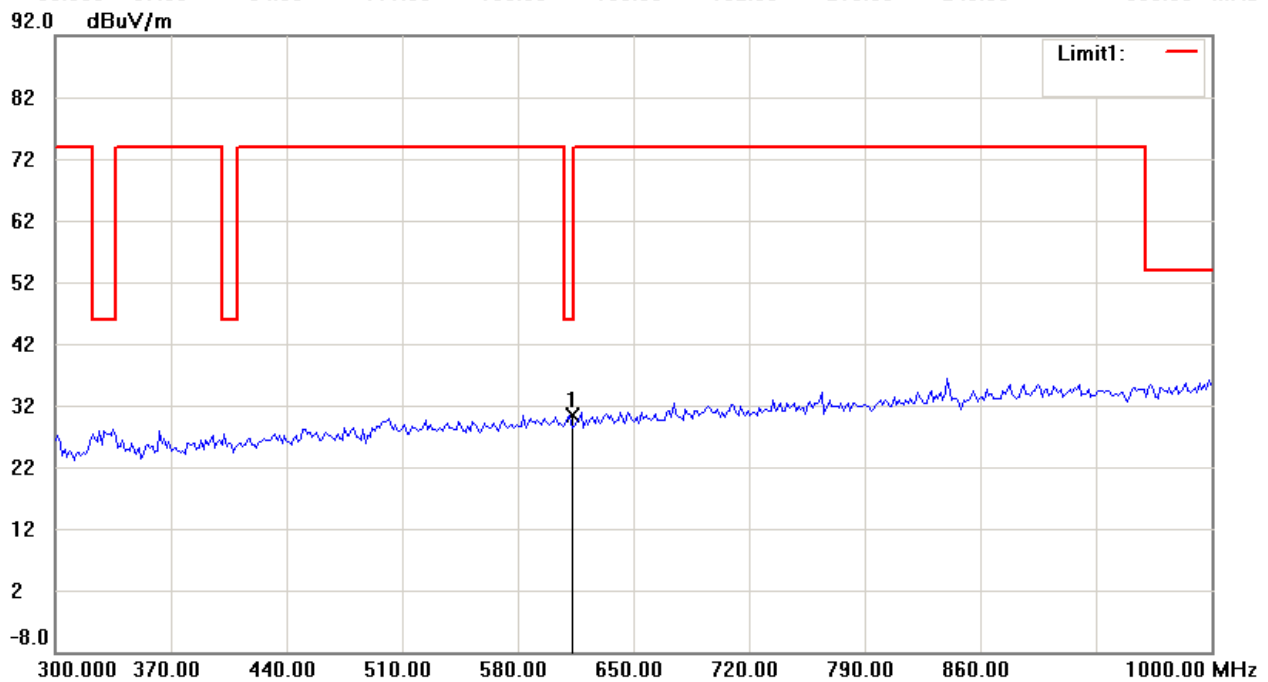
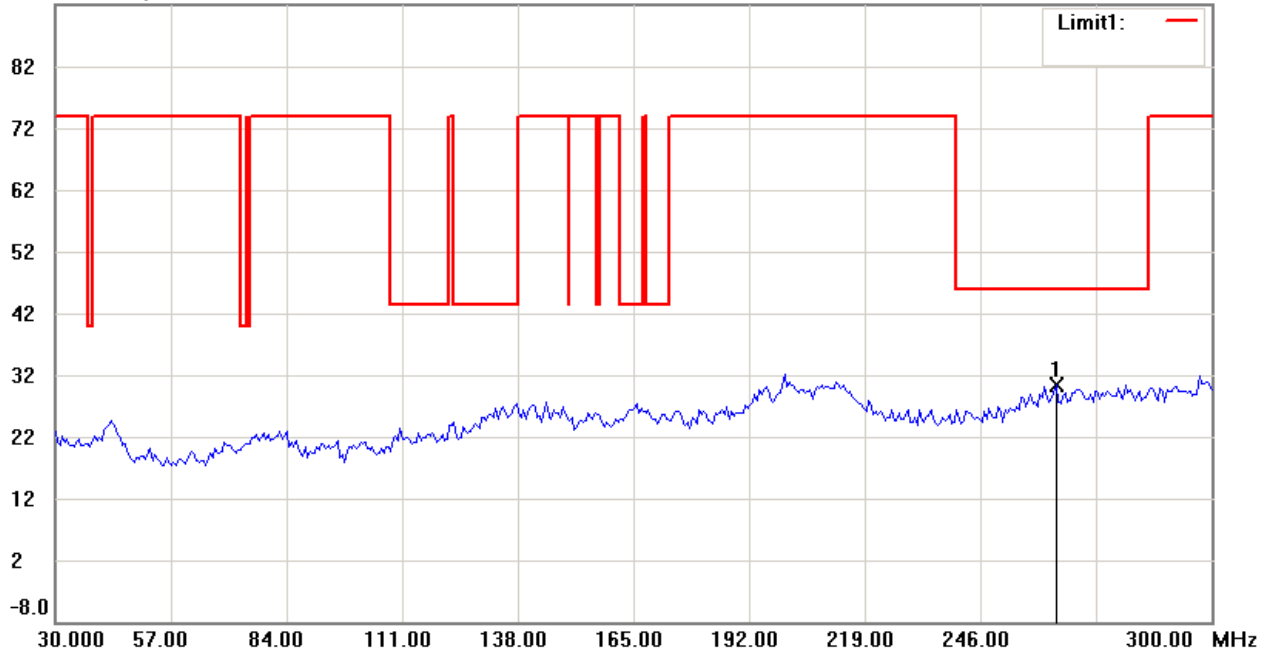
- 1 The attached measurement plots are preliminarily pre-scanned with peak detector for determining the final checking frequencies and are for reference only.
- 2 The some frequencies may exceed the limit line without the specified detectors, but that cannot present the results are failed to the specification of test standard.
- 3 For corrected test results are listed in the relevant table of radiated test data of this test report.



Worldwide Testing Services(Taiwan) Co., Ltd.

Registration number: W6M21012-11105-C-1
FCC ID: T9J-RN171

Channel 11
Antenna Polarization H
92.0 dBuV/m



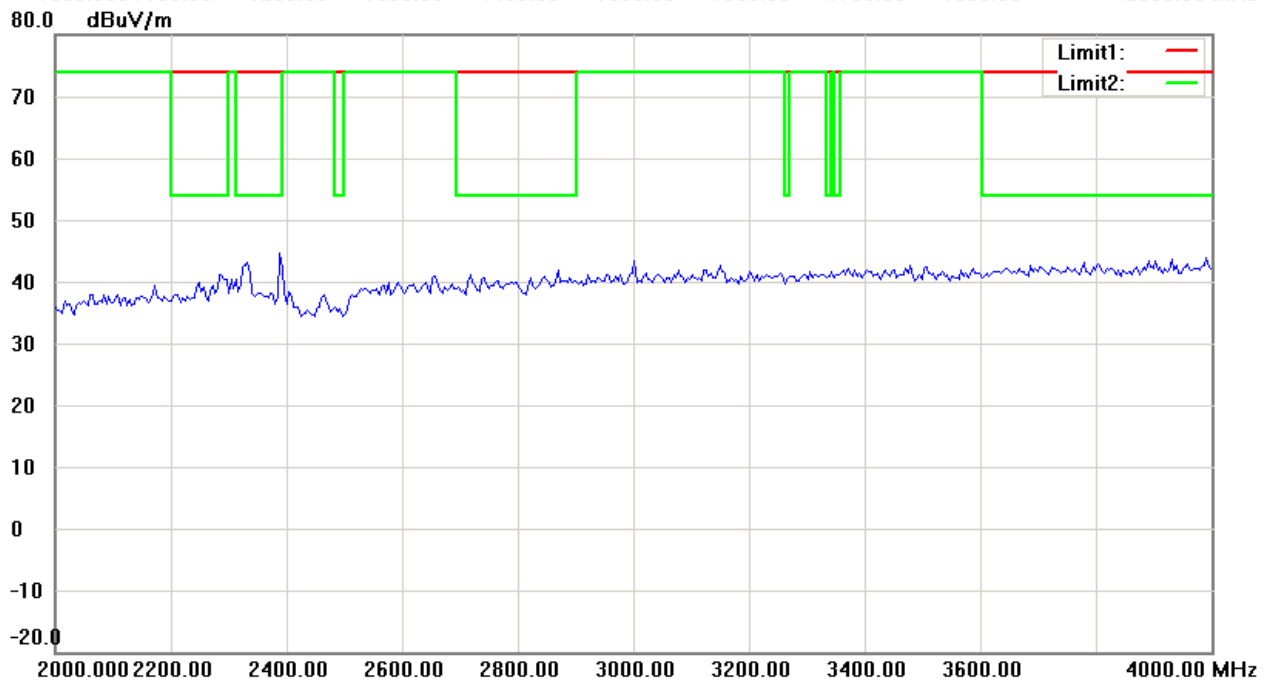
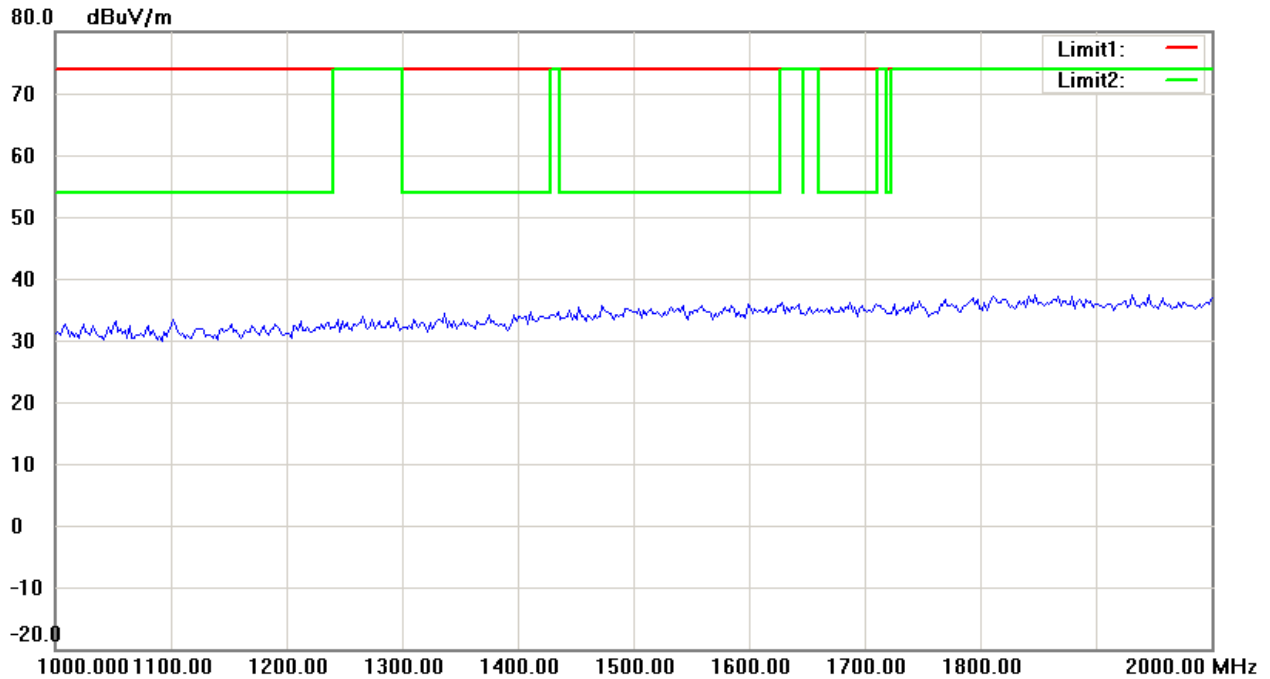
Note: Up Line: Peak Limit Line, Down Line: Ave Limit Line

- 1 The attached measurement plots are preliminarily pre-scanned with peak detector for determining the final checking frequencies and are for reference only.
- 2 The some frequencies may exceed the limit line without the specified detectors, but that cannot present the results are failed to the specification of test standard.
- 3 For corrected test results are listed in the relevant table of radiated test data of this test report.



Worldwide Testing Services(Taiwan) Co., Ltd.

Registration number: W6M21012-11105-C-1
FCC ID: T9J-RN171



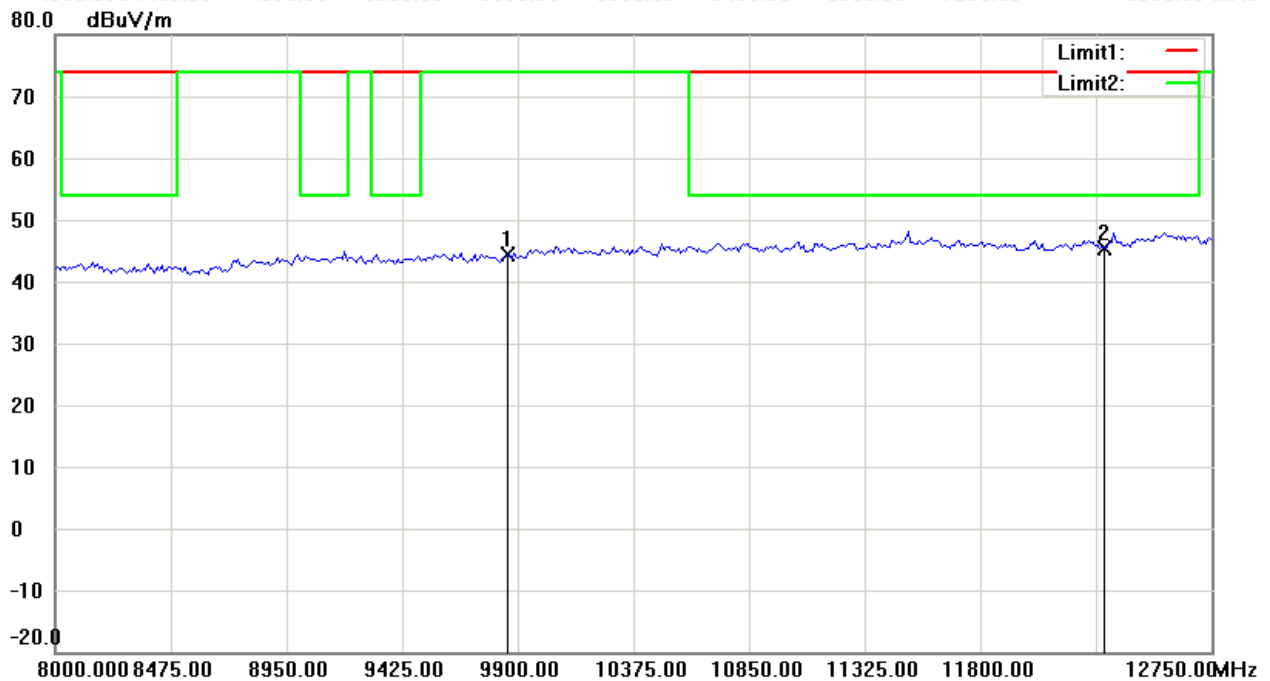
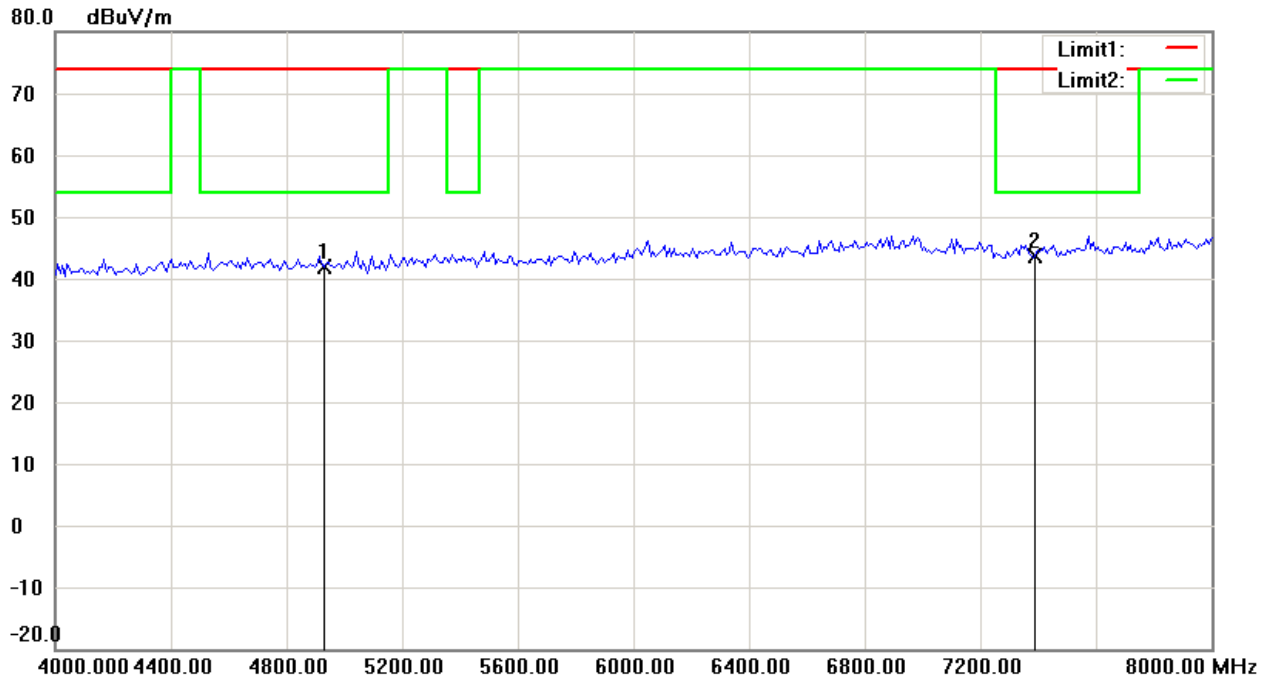
Note: Up Line: Peak Limit Line, Down Line: Ave Limit Line

- 1 The attached measurement plots are preliminarily pre-scanned with peak detector for determining the final checking frequencies and are for reference only.
- 2 The some frequencies may exceed the limit line without the specified detectors, but that cannot present the results are failed to the specification of test standard.
- 3 For corrected test results are listed in the relevant table of radiated test data of this test report.



Worldwide Testing Services(Taiwan) Co., Ltd.

Registration number: W6M21012-11105-C-1
FCC ID: T9J-RN171



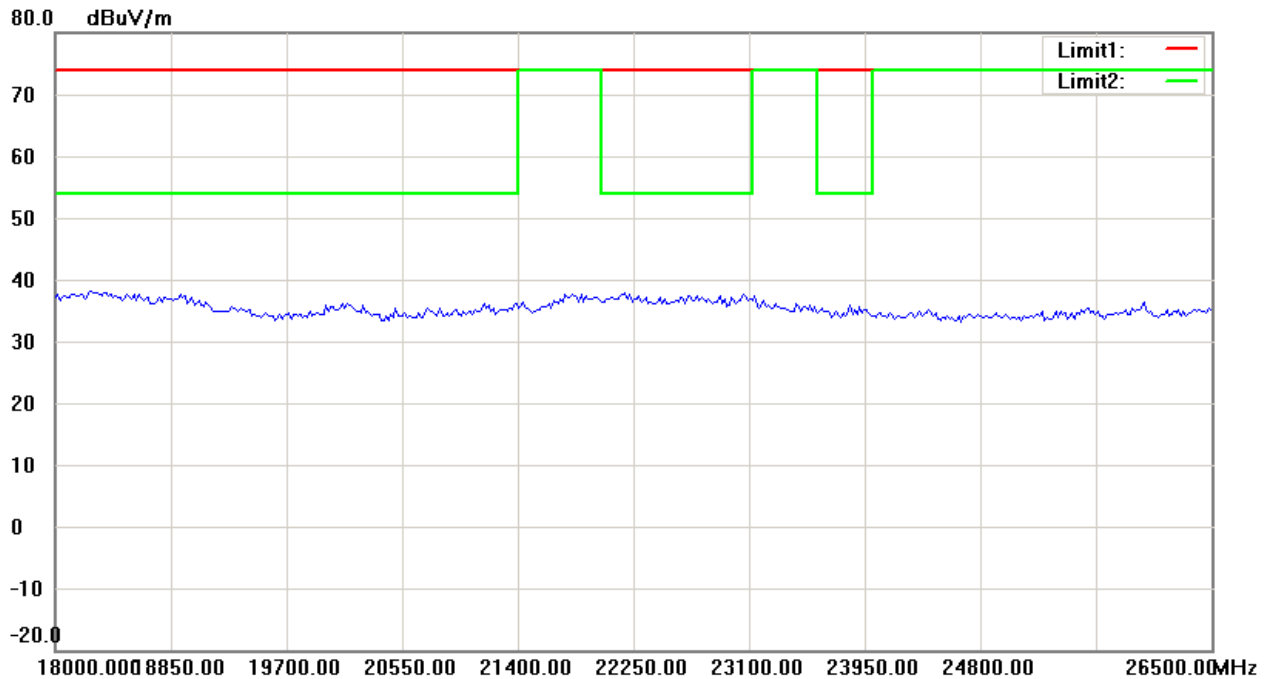
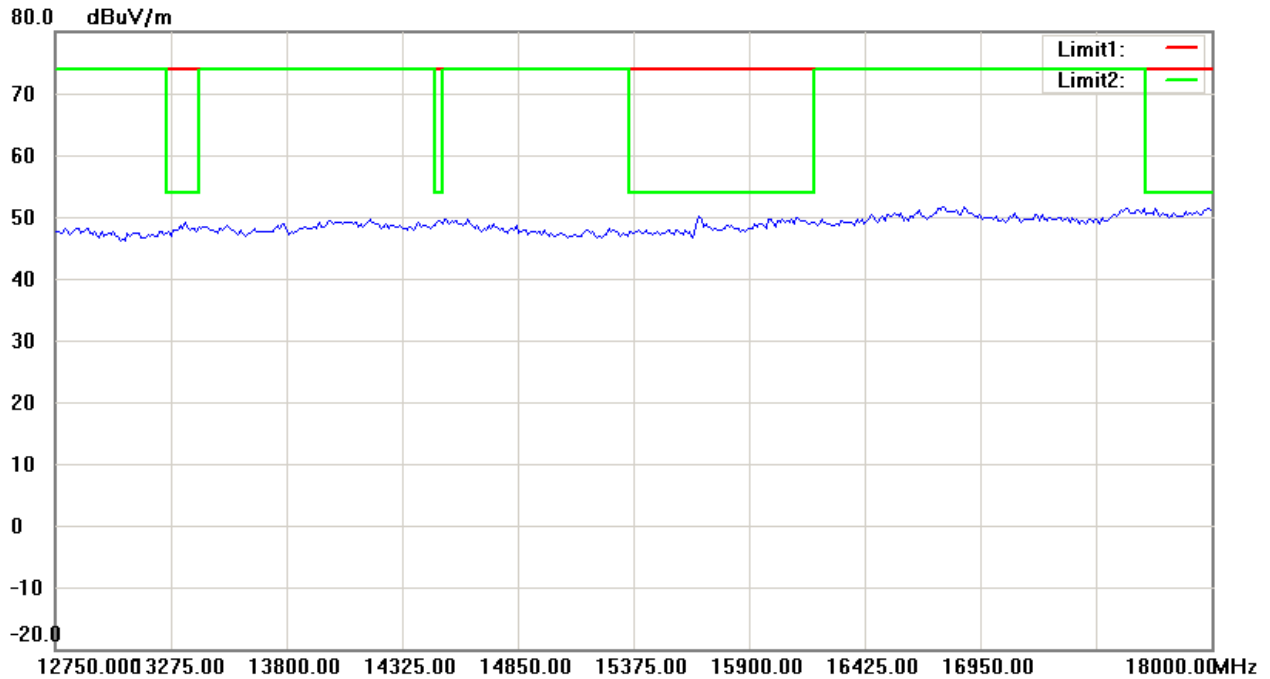
Note: Up Line: Peak Limit Line, Down Line: Ave Limit Line

- 1 The attached measurement plots are preliminarily pre-scanned with peak detector for determining the final checking frequencies and are for reference only.
- 2 The some frequencies may exceed the limit line without the specified detectors, but that cannot present the results are failed to the specification of test standard.
- 3 For corrected test results are listed in the relevant table of radiated test data of this test report.



Worldwide Testing Services(Taiwan) Co., Ltd.

Registration number: W6M21012-11105-C-1
FCC ID: T9J-RN171



Note: Up Line: Peak Limit Line, Down Line: Ave Limit Line

- 1 The attached measurement plots are preliminarily pre-scanned with peak detector for determining the final checking frequencies and are for reference only.
- 2 The some frequencies may exceed the limit line without the specified detectors, but that cannot present the results are failed to the specification of test standard.
- 3 For corrected test results are listed in the relevant table of radiated test data of this test report.



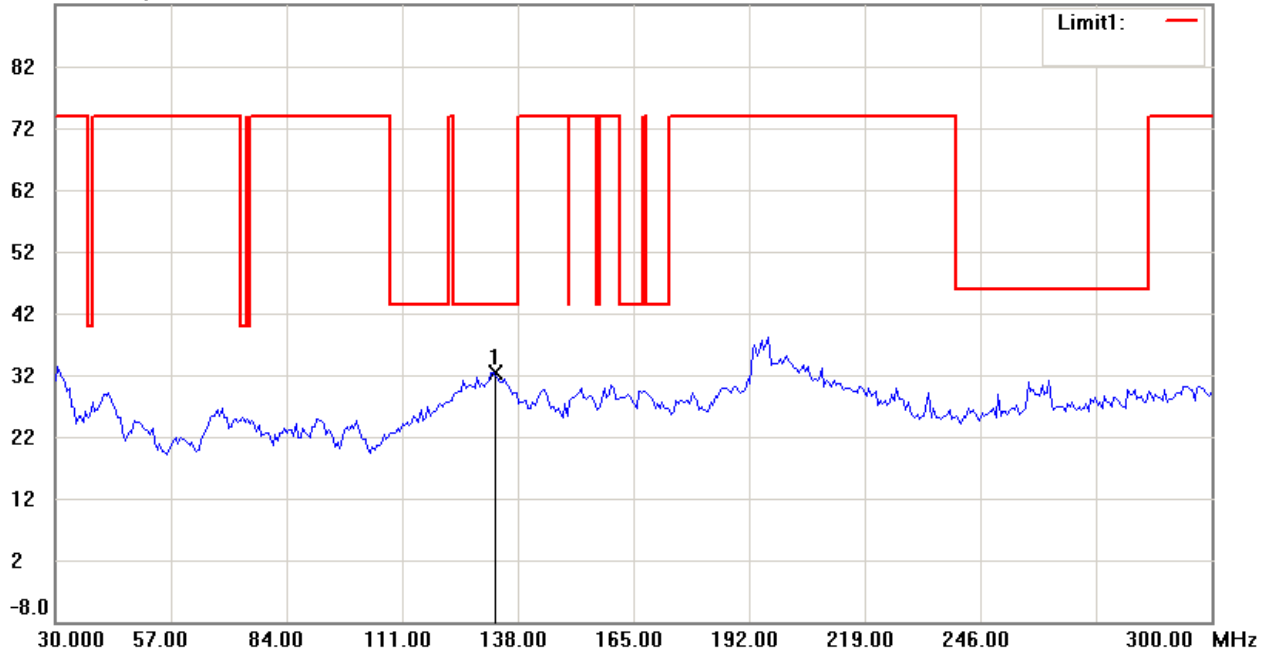
Worldwide Testing Services(Taiwan) Co., Ltd.

Registration number: W6M21012-11105-C-1

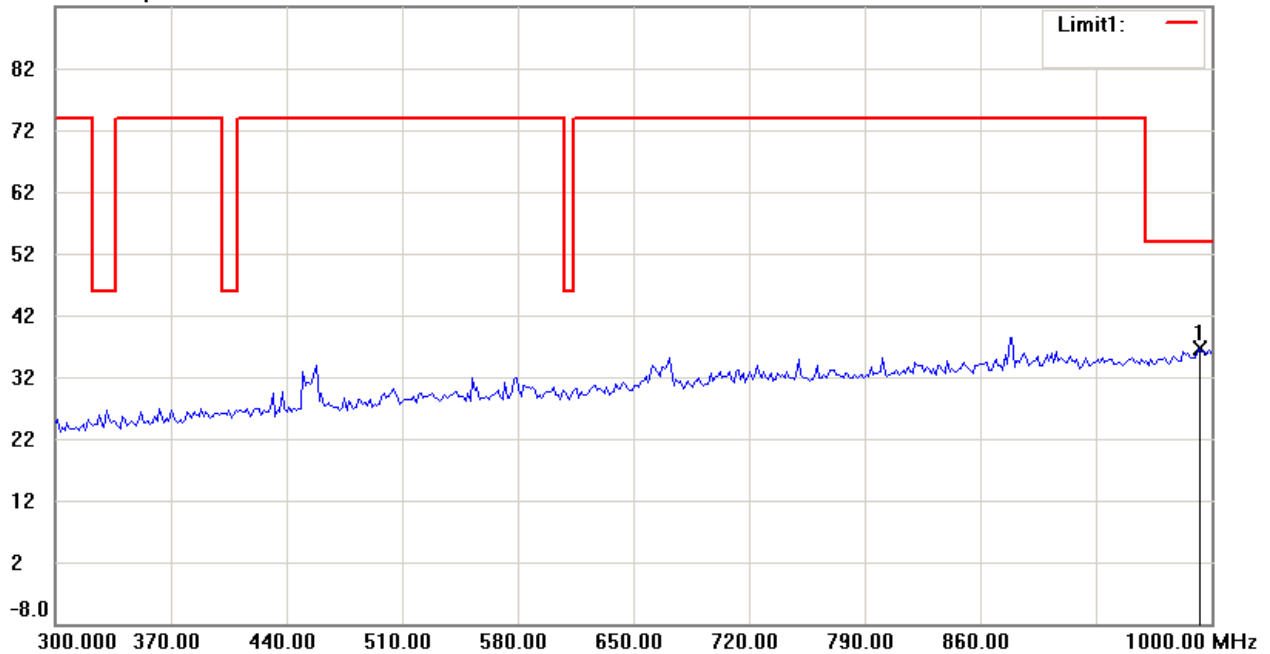
FCC ID: T9J-RN171

Antenna Polarization V

92.0 dBuV/m



92.0 dBuV/m



Note: Up Line: Peak Limit Line, Down Line: Ave Limit Line

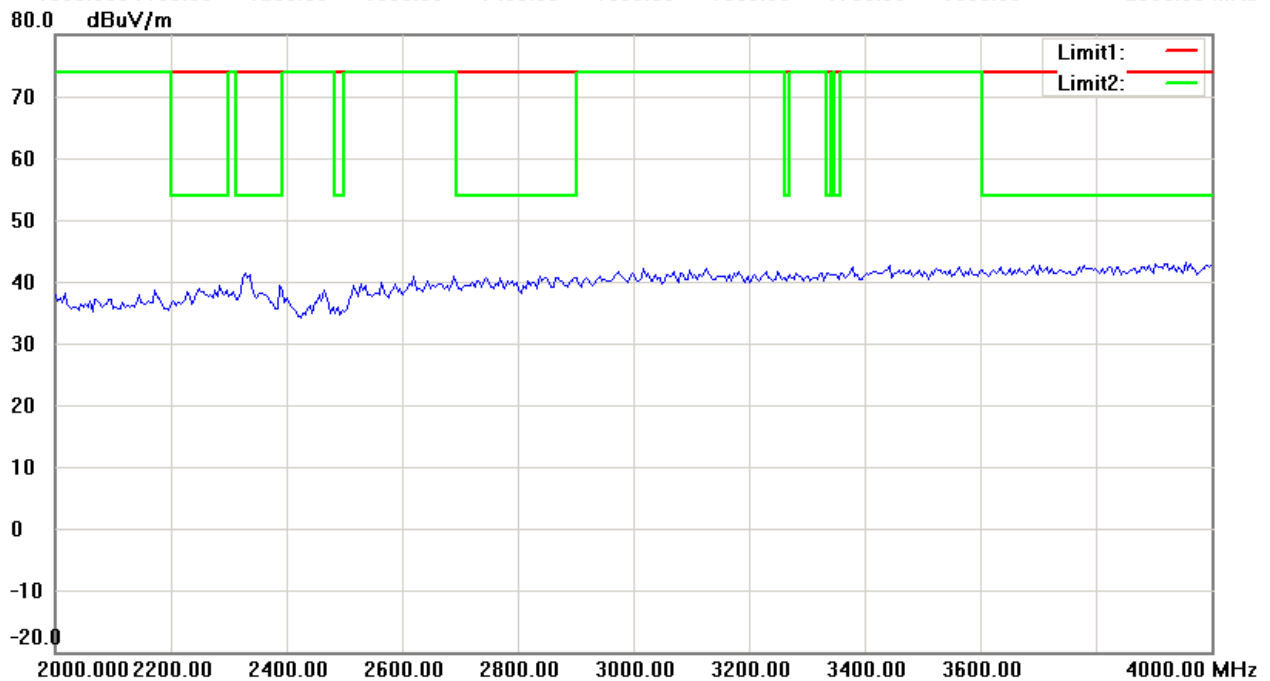
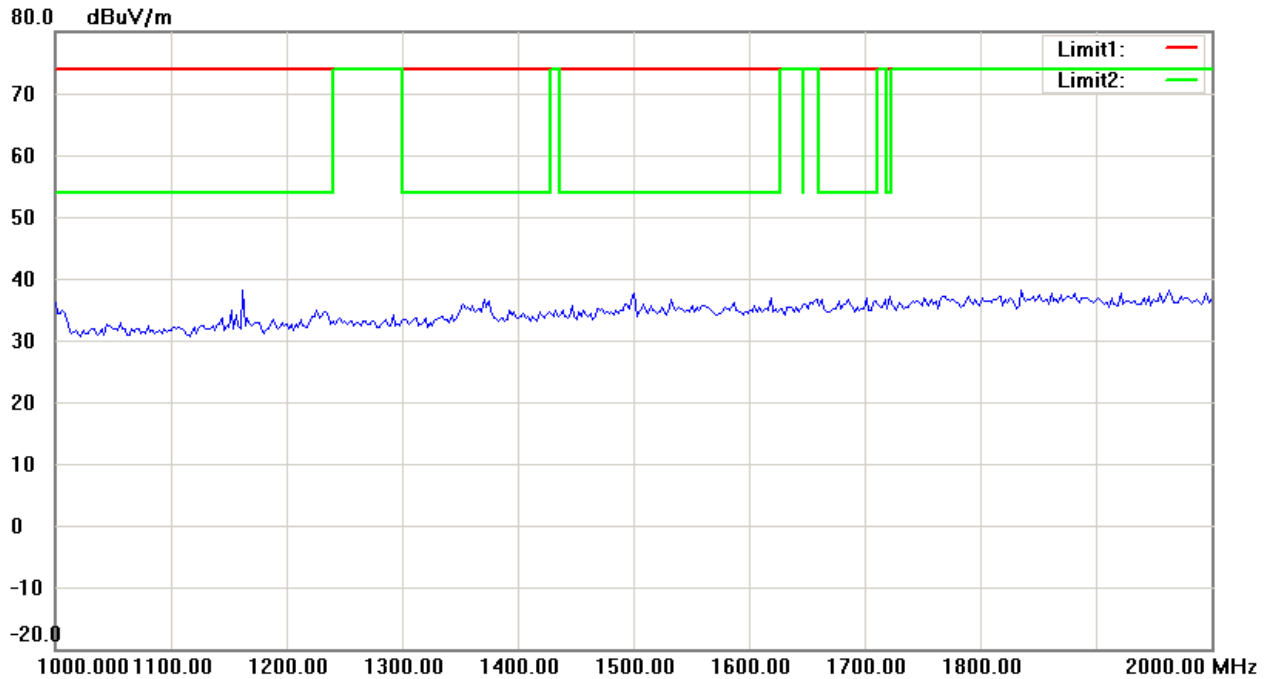
- 1 The attached measurement plots are preliminarily pre-scanned with peak detector for determining the final checking frequencies and are for reference only.
- 2 The some frequencies may exceed the limit line without the specified detectors, but that cannot present the results are failed to the specification of test standard.
- 3 For corrected test results are listed in the relevant table of radiated test data of this test report.



Worldwide Testing Services(Taiwan) Co., Ltd.

Registration number: W6M21012-11105-C-1

FCC ID: T9J-RN171



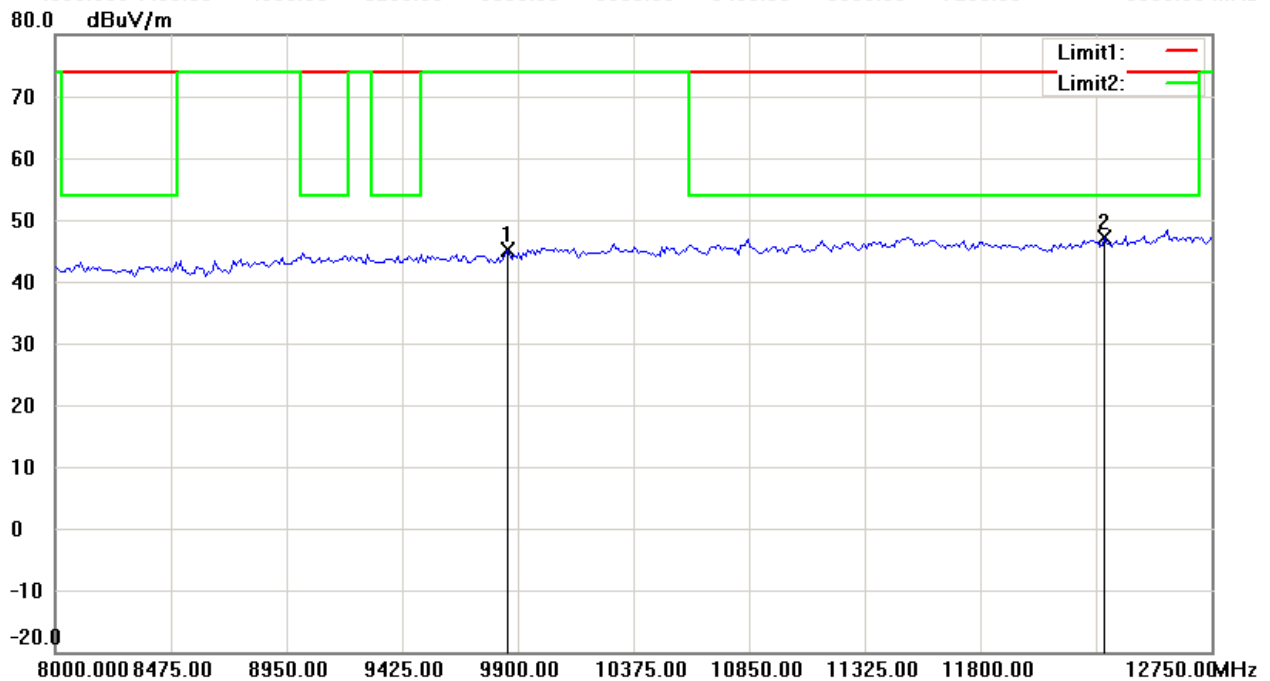
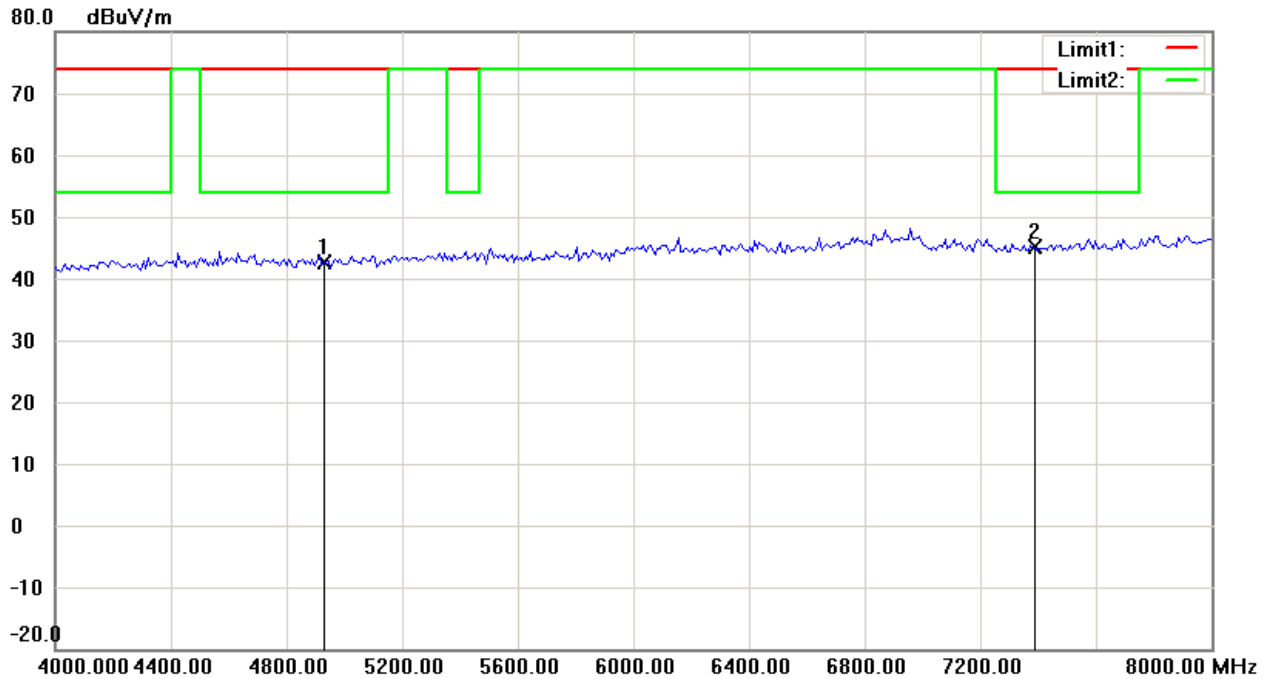
Note: Up Line: Peak Limit Line, Down Line: Ave Limit Line

- 1 The attached measurement plots are preliminarily pre-scanned with peak detector for determining the final checking frequencies and are for reference only.
- 2 The some frequencies may exceed the limit line without the specified detectors, but that cannot present the results are failed to the specification of test standard.
- 3 For corrected test results are listed in the relevant table of radiated test data of this test report.



Worldwide Testing Services(Taiwan) Co., Ltd.

Registration number: W6M21012-11105-C-1
FCC ID: T9J-RN171



Note: Up Line: Peak Limit Line, Down Line: Ave Limit Line

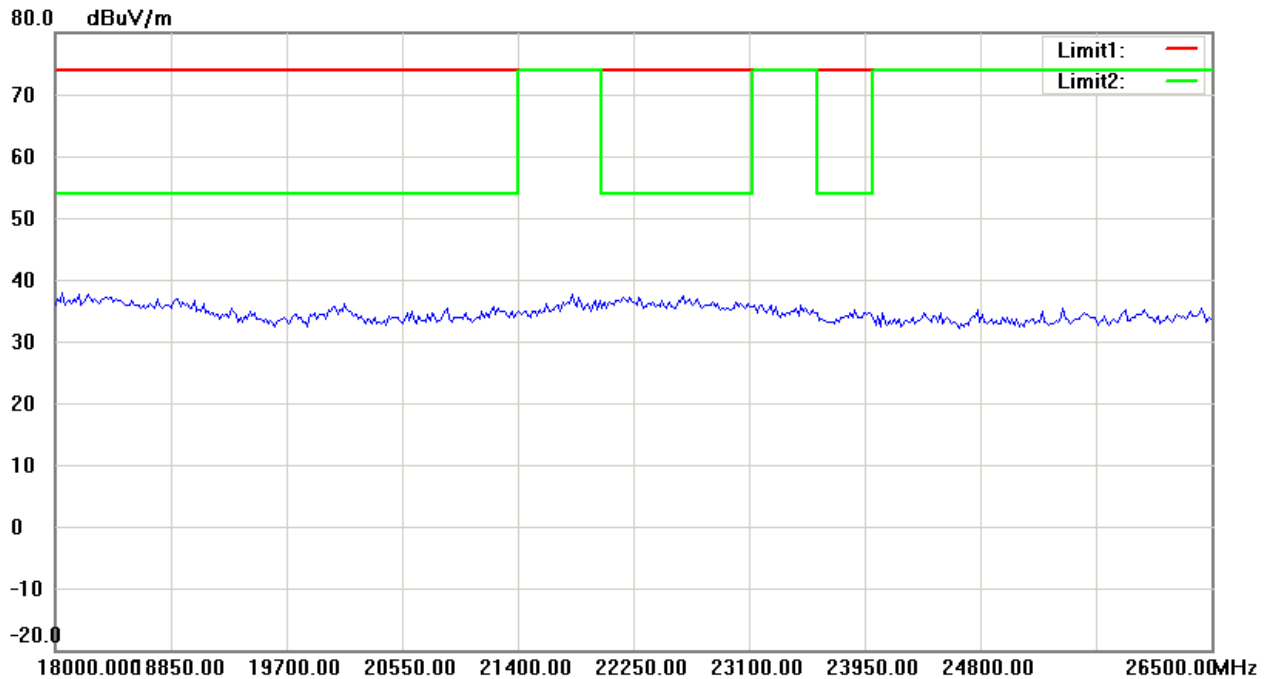
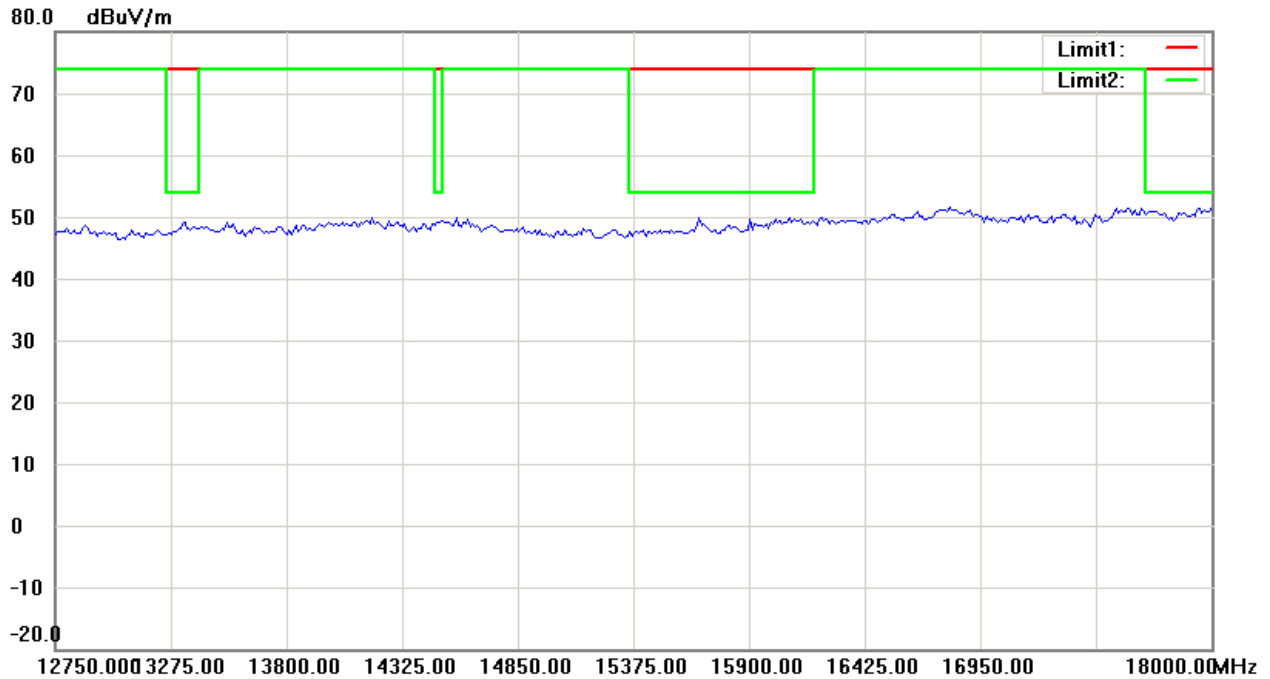
- 1 The attached measurement plots are preliminarily pre-scanned with peak detector for determining the final checking frequencies and are for reference only.
- 2 The some frequencies may exceed the limit line without the specified detectors, but that cannot present the results are failed to the specification of test standard.
- 3 For corrected test results are listed in the relevant table of radiated test data of this test report.



Worldwide Testing Services(Taiwan) Co., Ltd.

Registration number: W6M21012-11105-C-1

FCC ID: T9J-RN171



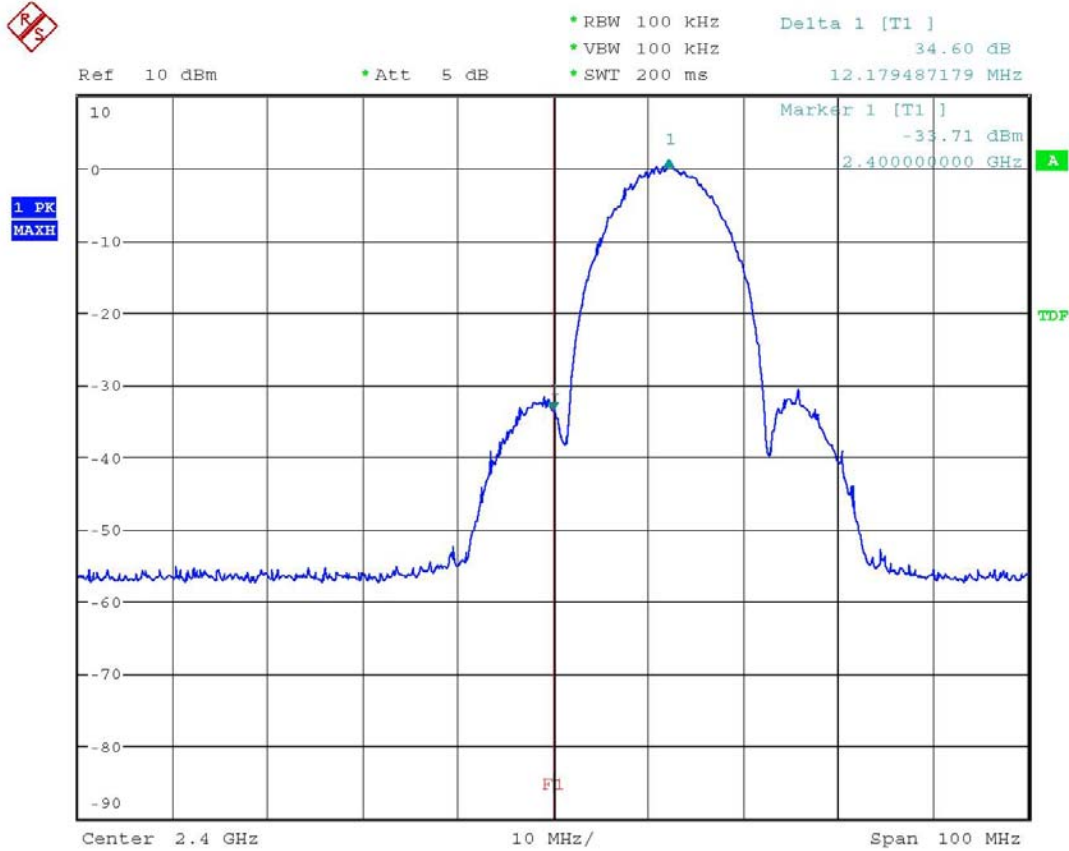
Note: Up Line: Peak Limit Line, Down Line: Ave Limit Line

- 1 The attached measurement plots are preliminarily pre-scanned with peak detector for determining the final checking frequencies and are for reference only.
- 2 The some frequencies may exceed the limit line without the specified detectors, but that cannot present the results are failed to the specification of test standard.
- 3 For corrected test results are listed in the relevant table of radiated test data of this test report.



Registration number: W6M21012-11105-C-1
FCC ID: T9J-RN171

Band Edge Measurement

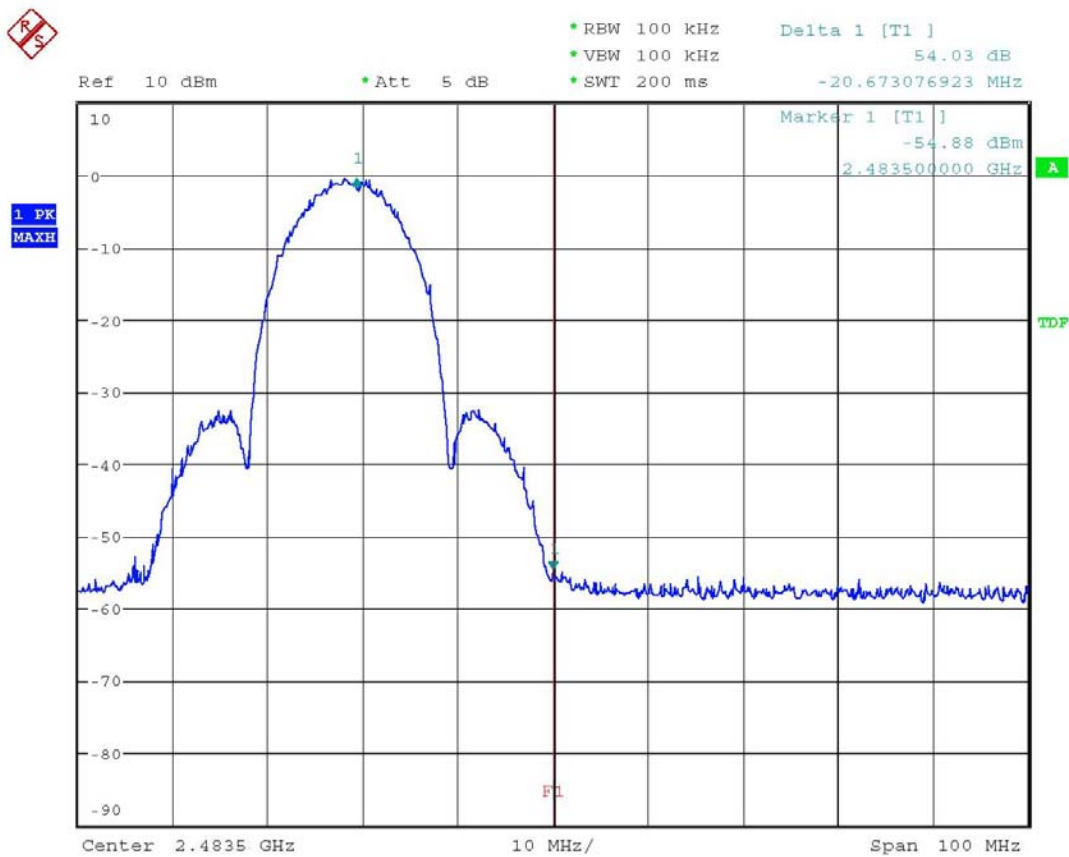


BANDEDGE 802.11b CH1
Date: 20.DEC.2010 15:32:48



Worldwide Testing Services(Taiwan) Co., Ltd.

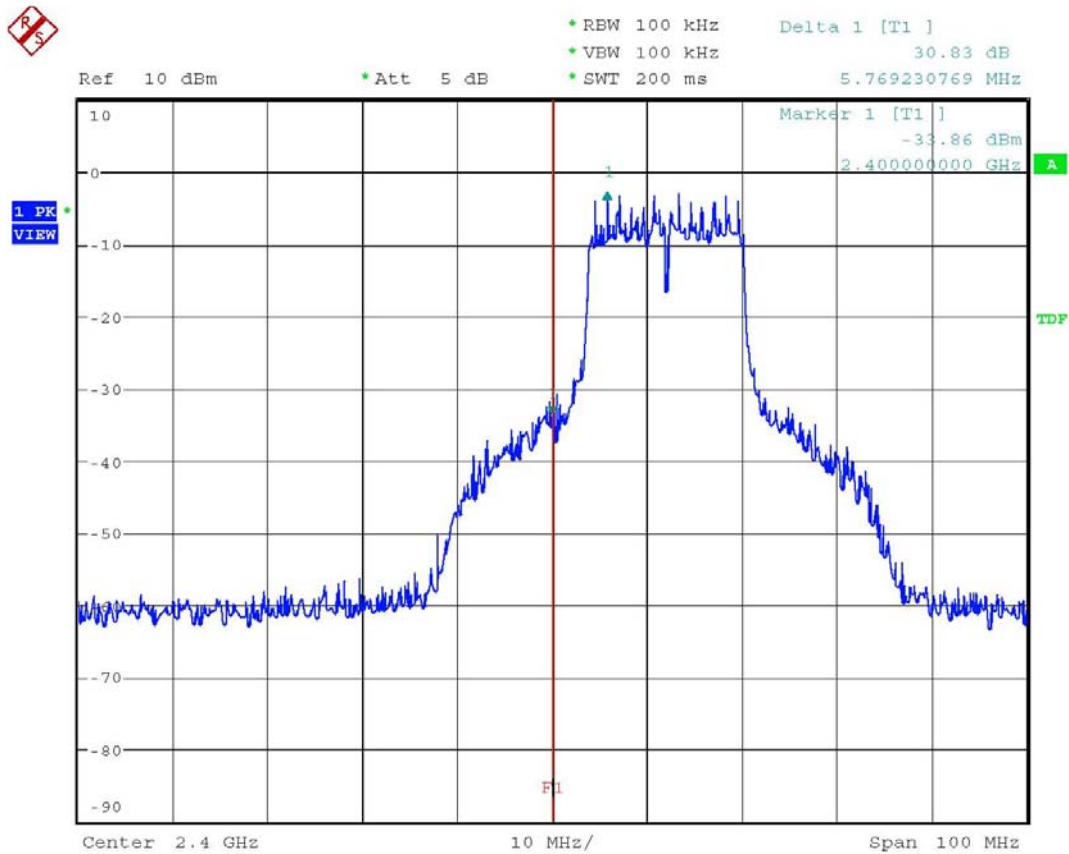
Registration number: W6M21012-11105-C-1
FCC ID: T9J-RN171



BANDEDGE 802.11b CH11
Date: 21.DEC.2010 12:17:46



Registration number: W6M21012-11105-C-1
FCC ID: T9J-RN171



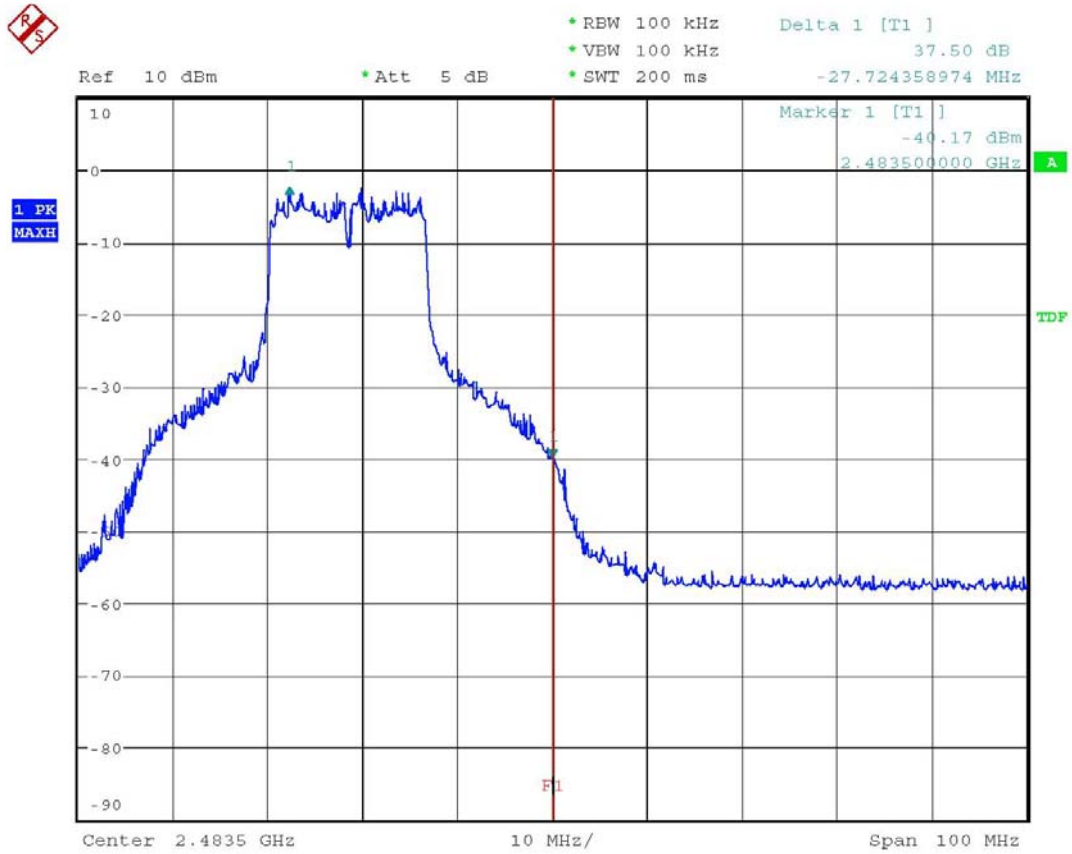
BANDEDGE 802.11g CH1

Date: 21.DEC.2010 12:14:52



Worldwide Testing Services(Taiwan) Co., Ltd.

Registration number: W6M21012-11105-C-1
FCC ID: T9J-RN171



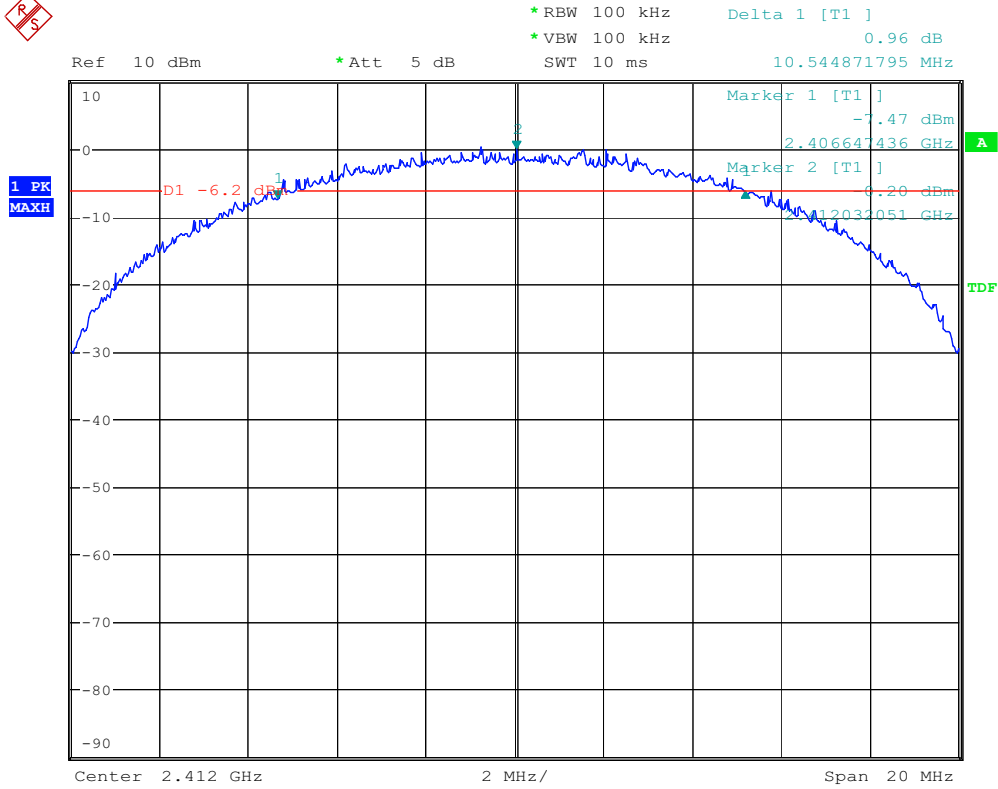
BANDEDGE 802.11g CH11

Date: 21.DEC.2010 12:16:40



Registration number: W6M21012-11105-C-1
FCC ID: T9J-RN171

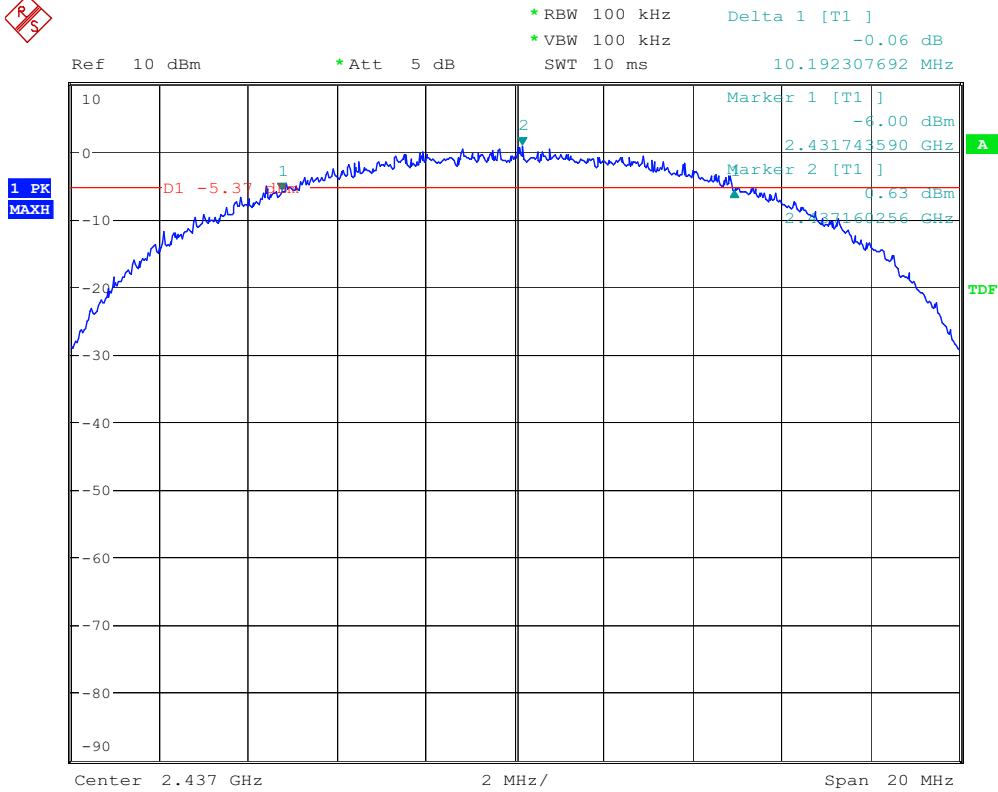
Minimum 6dB Bandwidth



6DB BANDWIDTH 802.11b CH1
Date: 21.DEC.2010 12:44:41



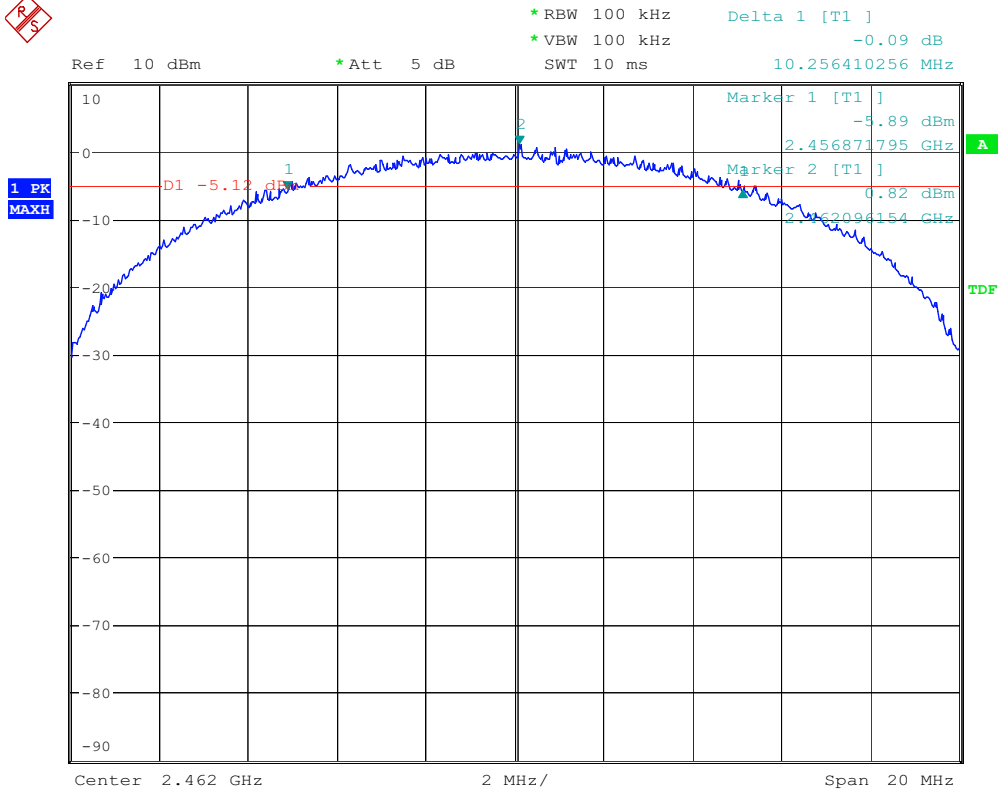
Registration number: W6M21012-11105-C-1
FCC ID: T9J-RN171



6DB BANDWIDTH 802.11b CH6
Date: 21.DEC.2010 12:42:22



Registration number: W6M21012-11105-C-1
FCC ID: T9J-RN171

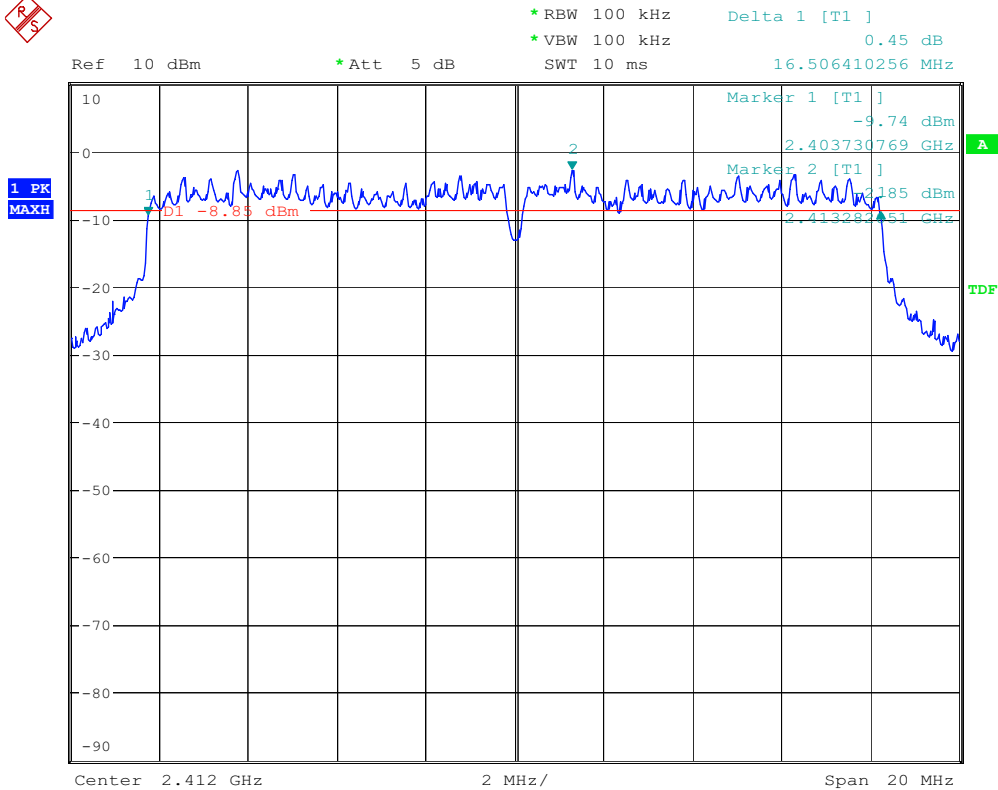


6DB BANDWIDTH 802.11b CH11
Date: 21.DEC.2010 12:38:27



Registration number: W6M21012-11105-C-1

FCC ID: T9J-RN171

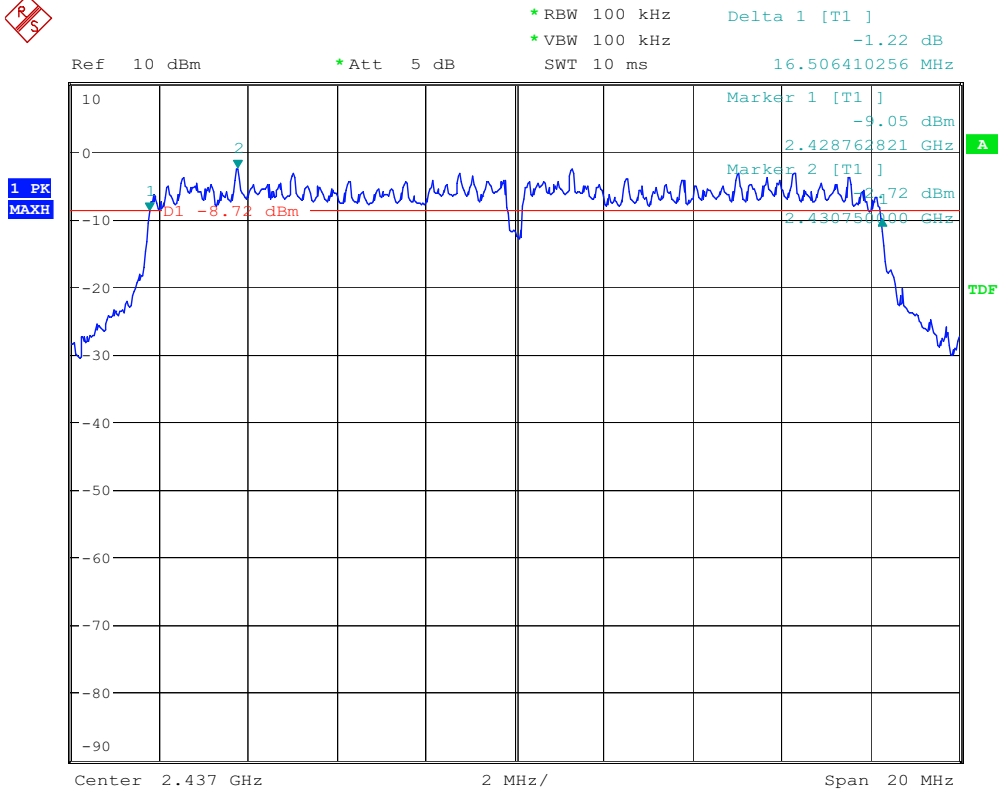


6DB BANDWIDTH 802.11g CH1

Date: 21.DEC.2010 12:56:11



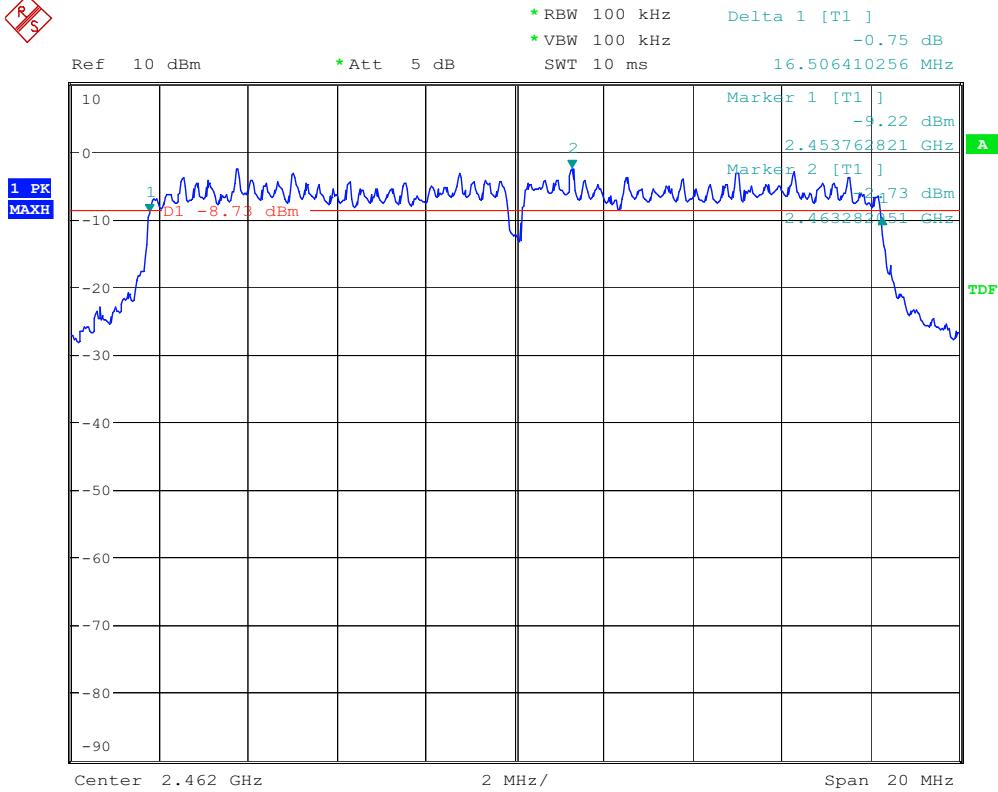
Registration number: W6M21012-11105-C-1
FCC ID: T9J-RN171



6DB BANDWIDTH 802.11g CH6
Date: 21.DEC.2010 12:54:29



Registration number: W6M21012-11105-C-1
FCC ID: T9J-RN171

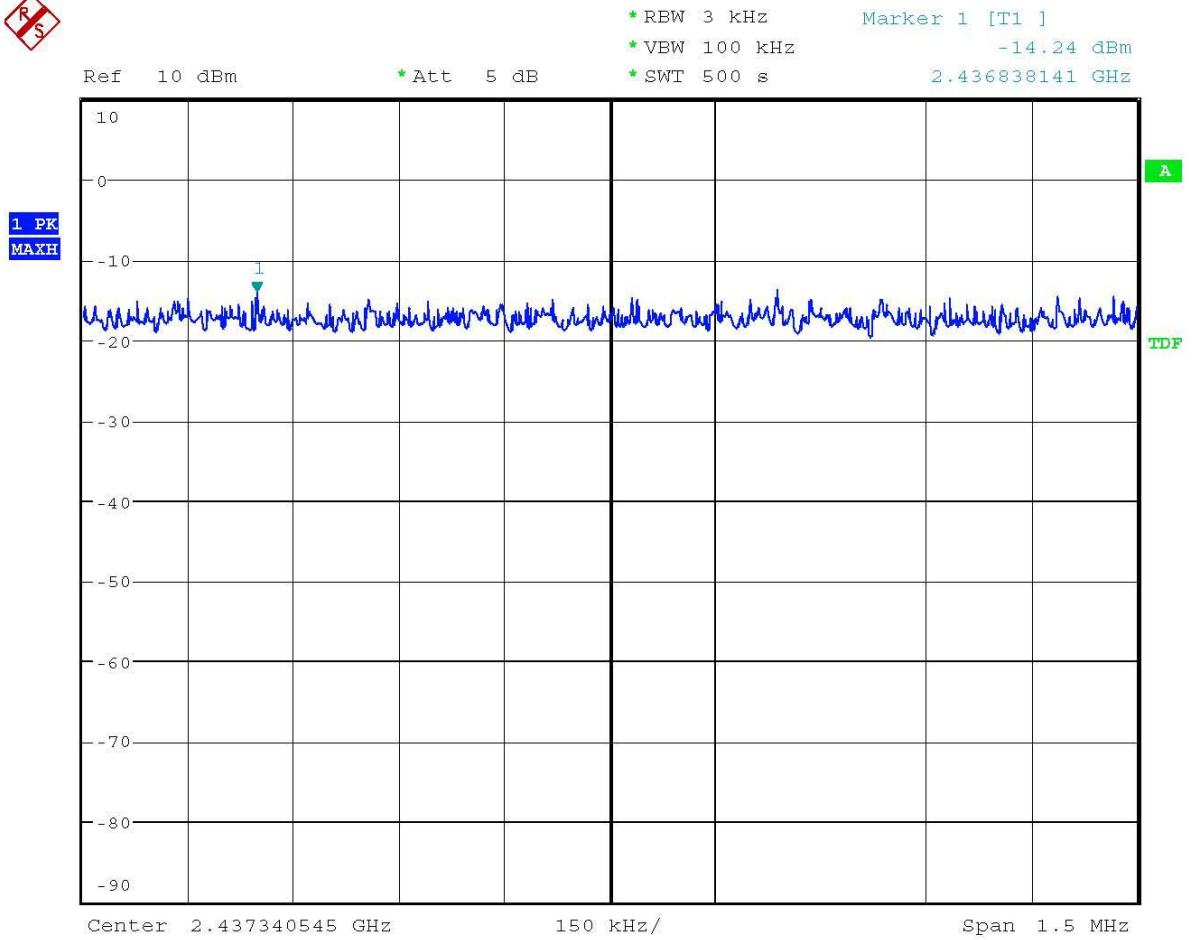


6DB BANDWIDTH 802.11g CH11
Date: 21.DEC.2010 13:01:01



Worldwide Testing Services(Taiwan) Co., Ltd.

Registration number: W6M21012-11105-C-1
FCC ID: T9J-RN171

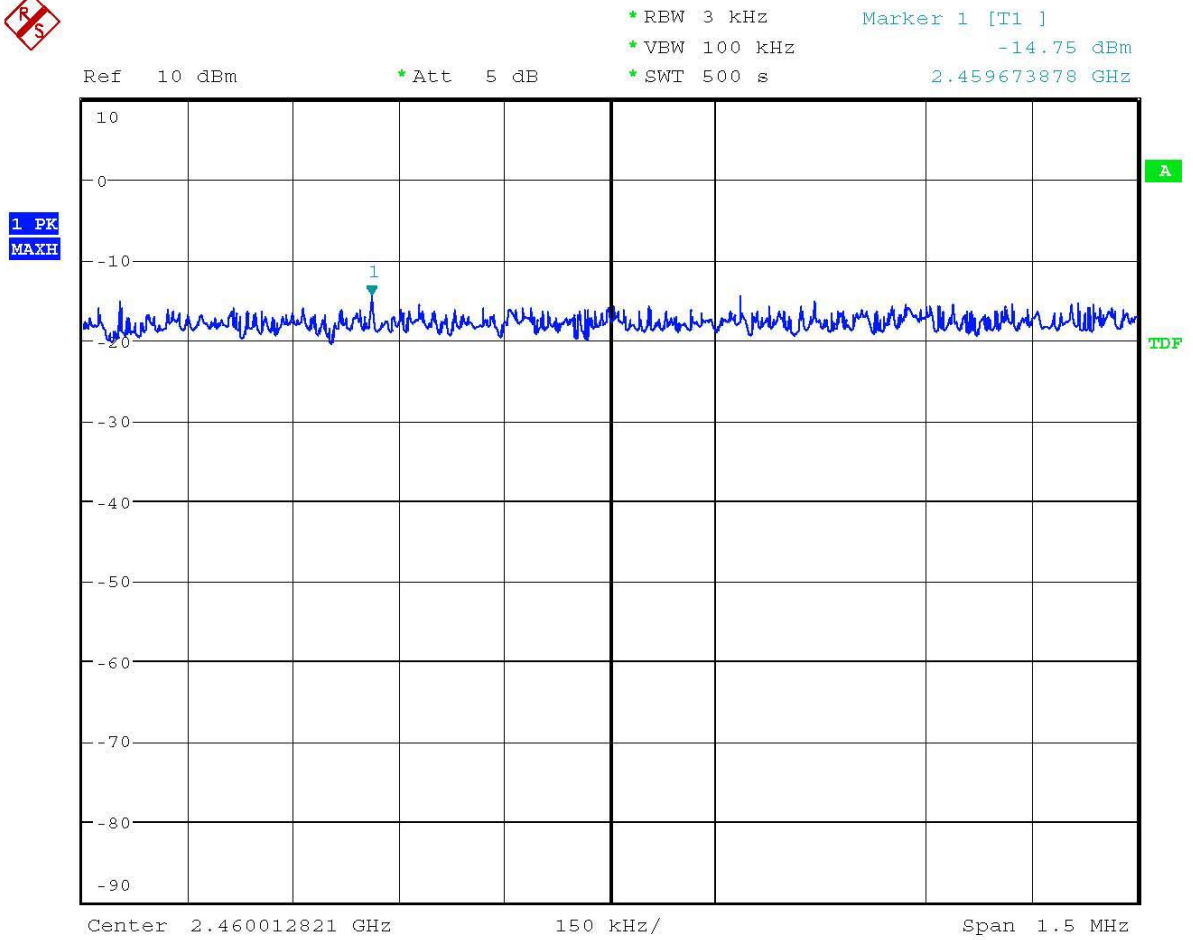


POWER DENSITY 802.11b CH6
Date: 21.DEC.2010 13:20:42



Worldwide Testing Services(Taiwan) Co., Ltd.

Registration number: W6M21012-11105-C-1
FCC ID: T9J-RN171

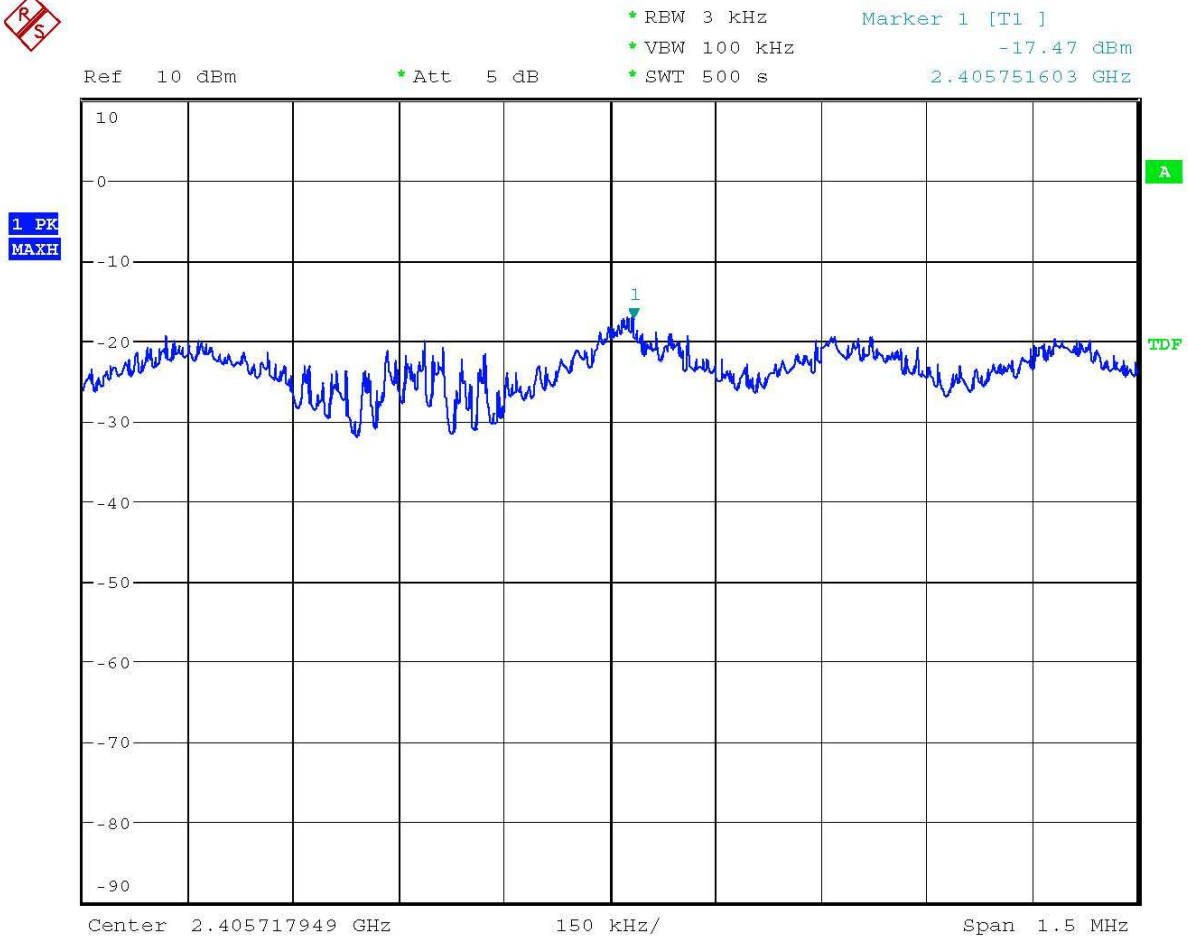


POWER DENSITY 802.11b CH11
Date: 21.DEC.2010 13:22:15



Worldwide Testing Services(Taiwan) Co., Ltd.

Registration number: W6M21012-11105-C-1
FCC ID: T9J-RN171



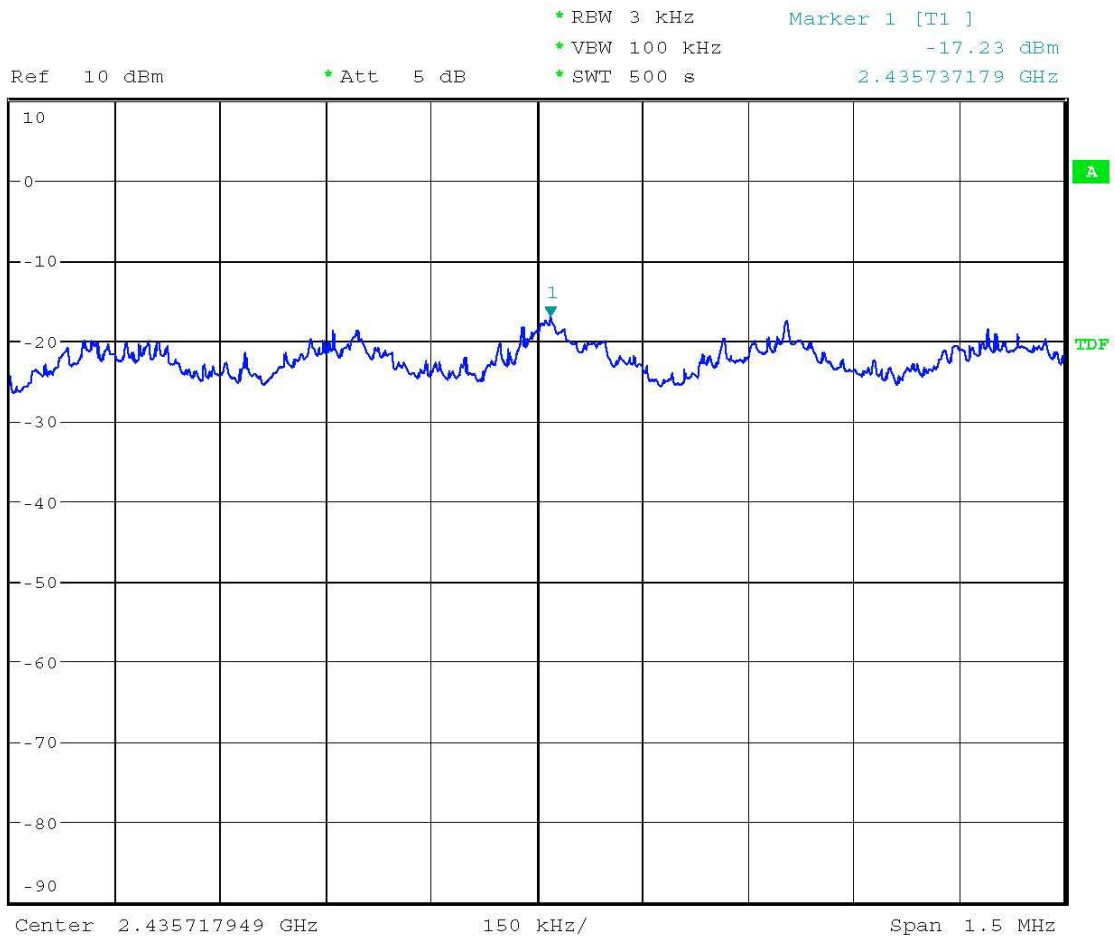
POWER DENSITY 802.11g CH1

Date: 21.DEC.2010 13:12:37



Worldwide Testing Services(Taiwan) Co., Ltd.

Registration number: W6M21012-11105-C-1
FCC ID: T9J-RN171

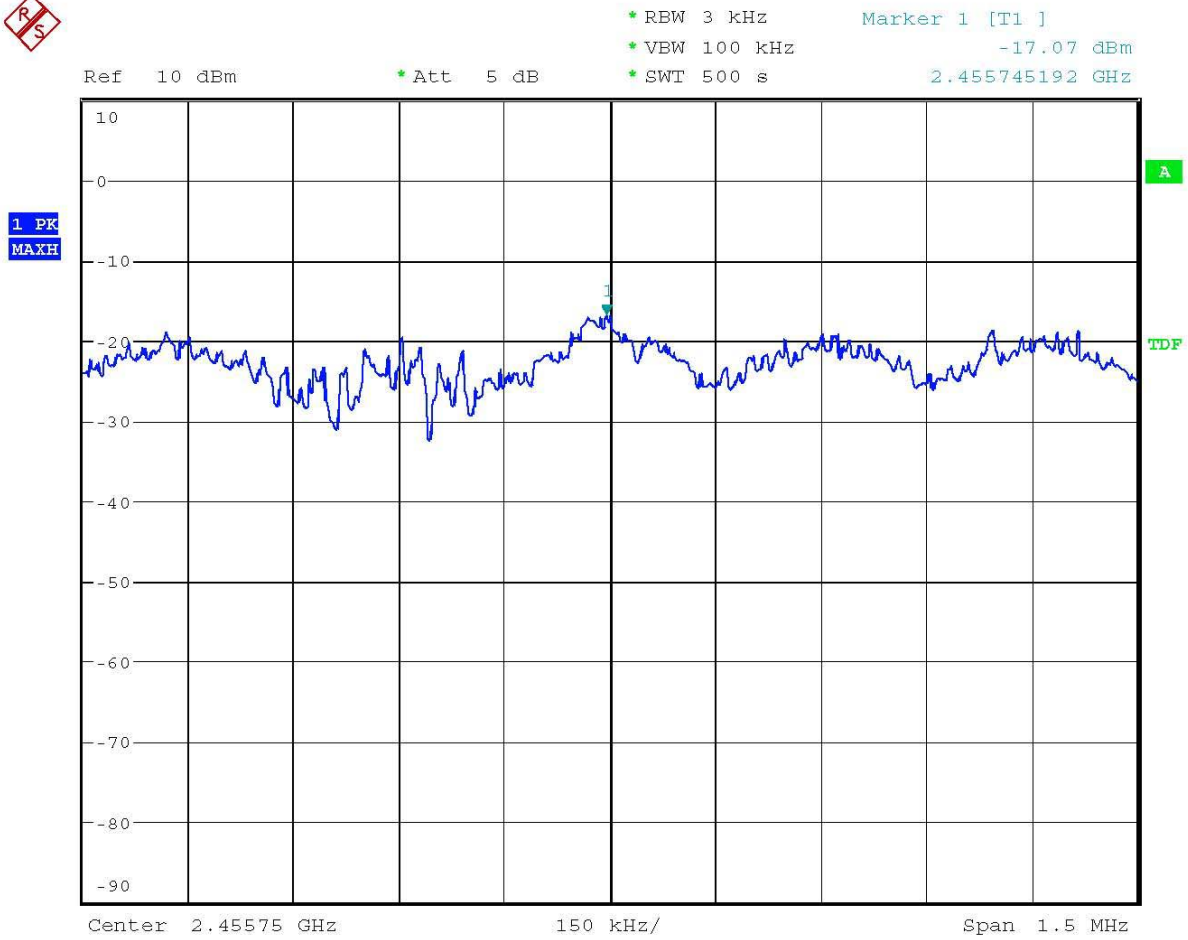


POWER DENSITY 802.11g CH6
Date: 21.DEC.2010 13:10:53



Worldwide Testing Services(Taiwan) Co., Ltd.

Registration number: W6M21012-11105-C-1
FCC ID: T9J-RN171



POWER DENSITY 802.11g CH11
Date: 21.DEC.2010 13:06:17