




ALPINERX

REACH YOUR SUMMIT

USER GUIDE



Alpina

1883 GENEVE



USER GUIDE

THANK YOU
FOR PURCHASING
YOUR ALPINERX
AND BECOMING
A MEMBER OF THE
ALPINA COMMUNITY!
PLEASE FOLLOW
THE SIMPLE STEPS
DETAILED IN THIS
USER GUIDE
TO START USING
YOUR WATCH.





01.

Download the
ALPINERX APP
for iOS or Android



02.

Activate  Bluetooth
on your phone

03.

Follow the instructions
within the app to pair
your watch and set
your goals





PAIR YOUR WATCH

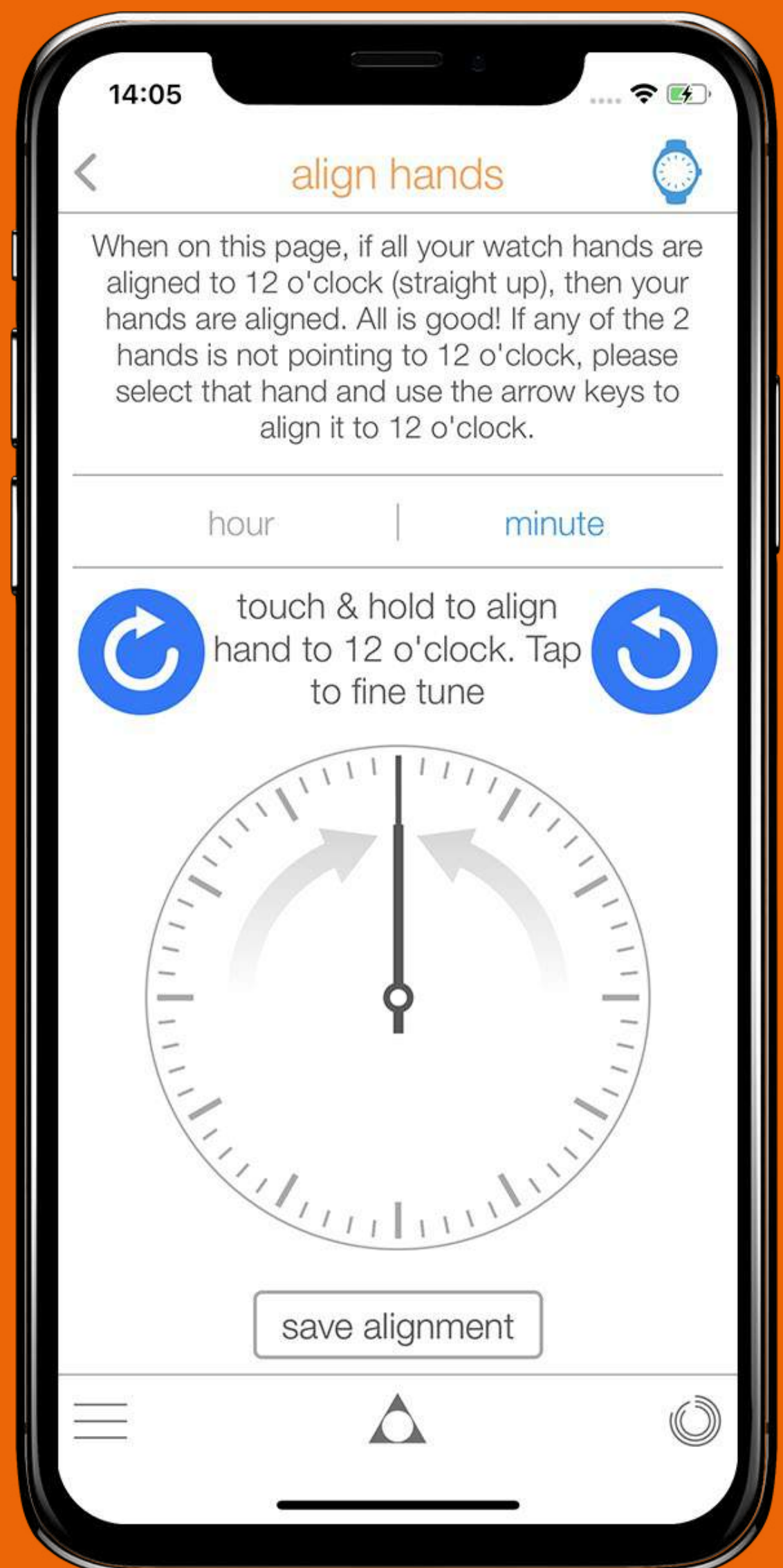
To pair your watch, launch the ALPINERX app and press on “I’VE GOT AN ALPINERX”. Place your ALPINERX close to your phone. Push the watch’s crown button and then press on the “start” button appearing on your app screen. Once your ALPINERX has been found, briefly press and release the crown again to pair. Press on “next” and follow the instructions.





ALIGN HANDS

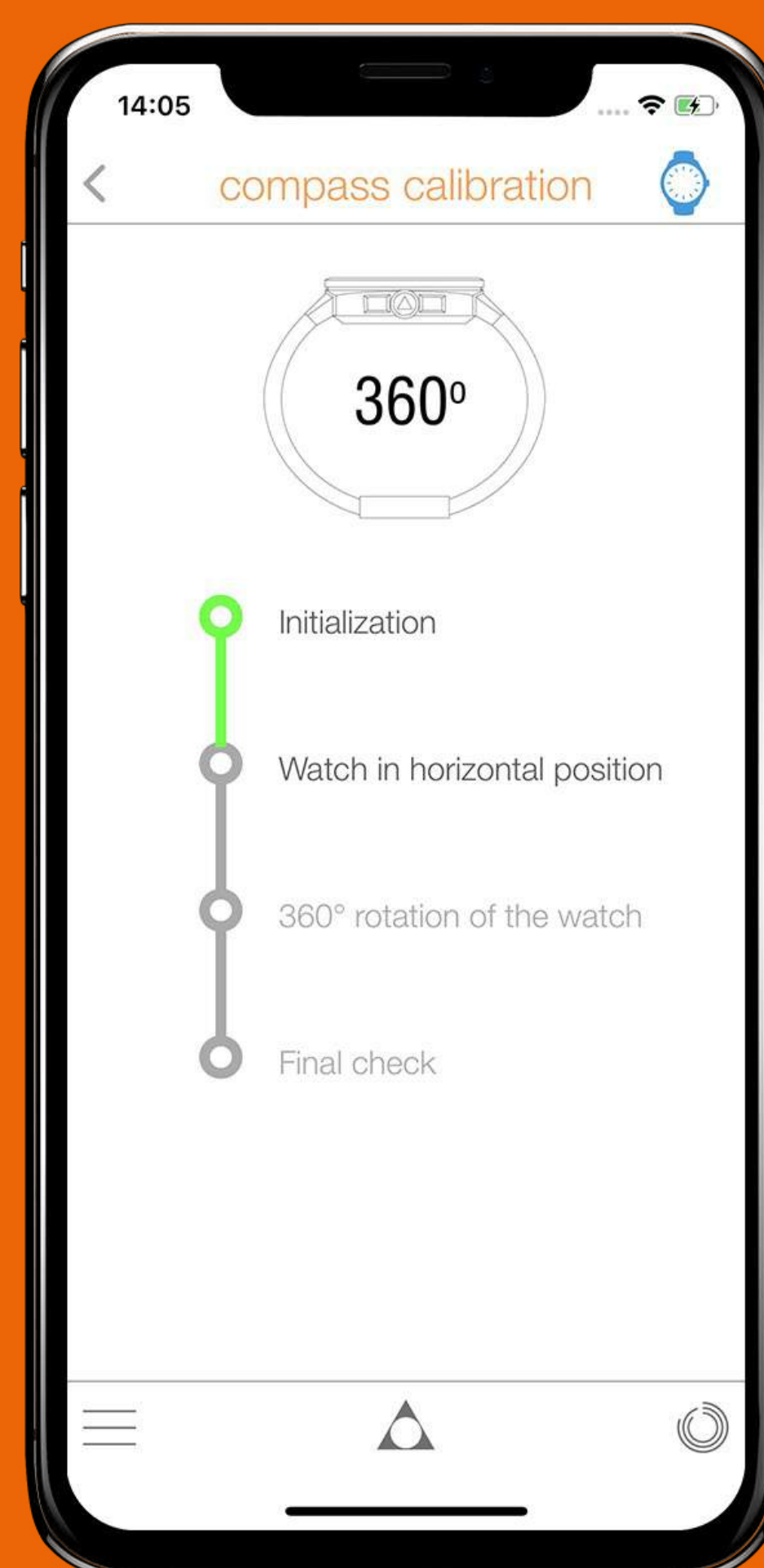
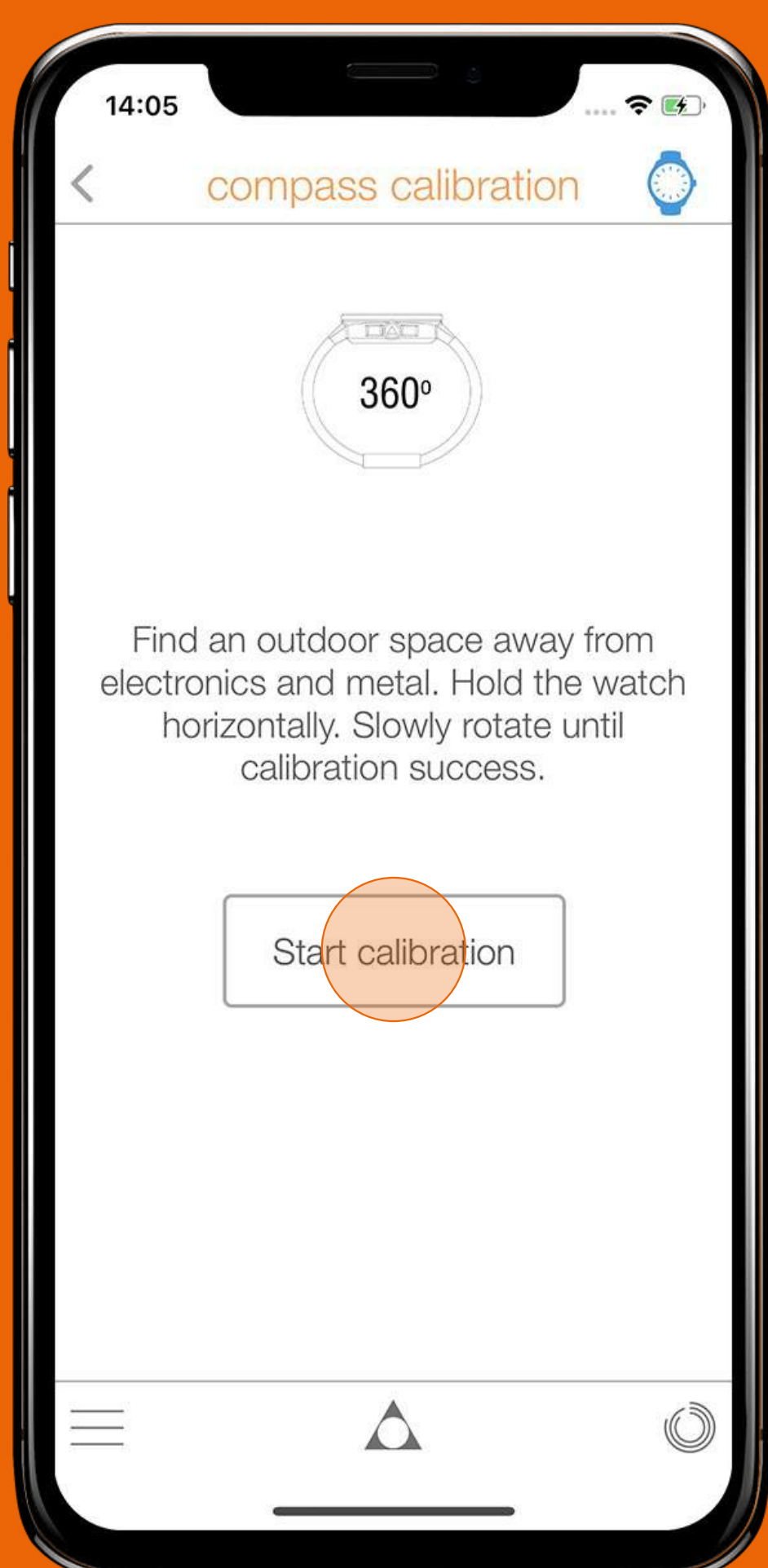
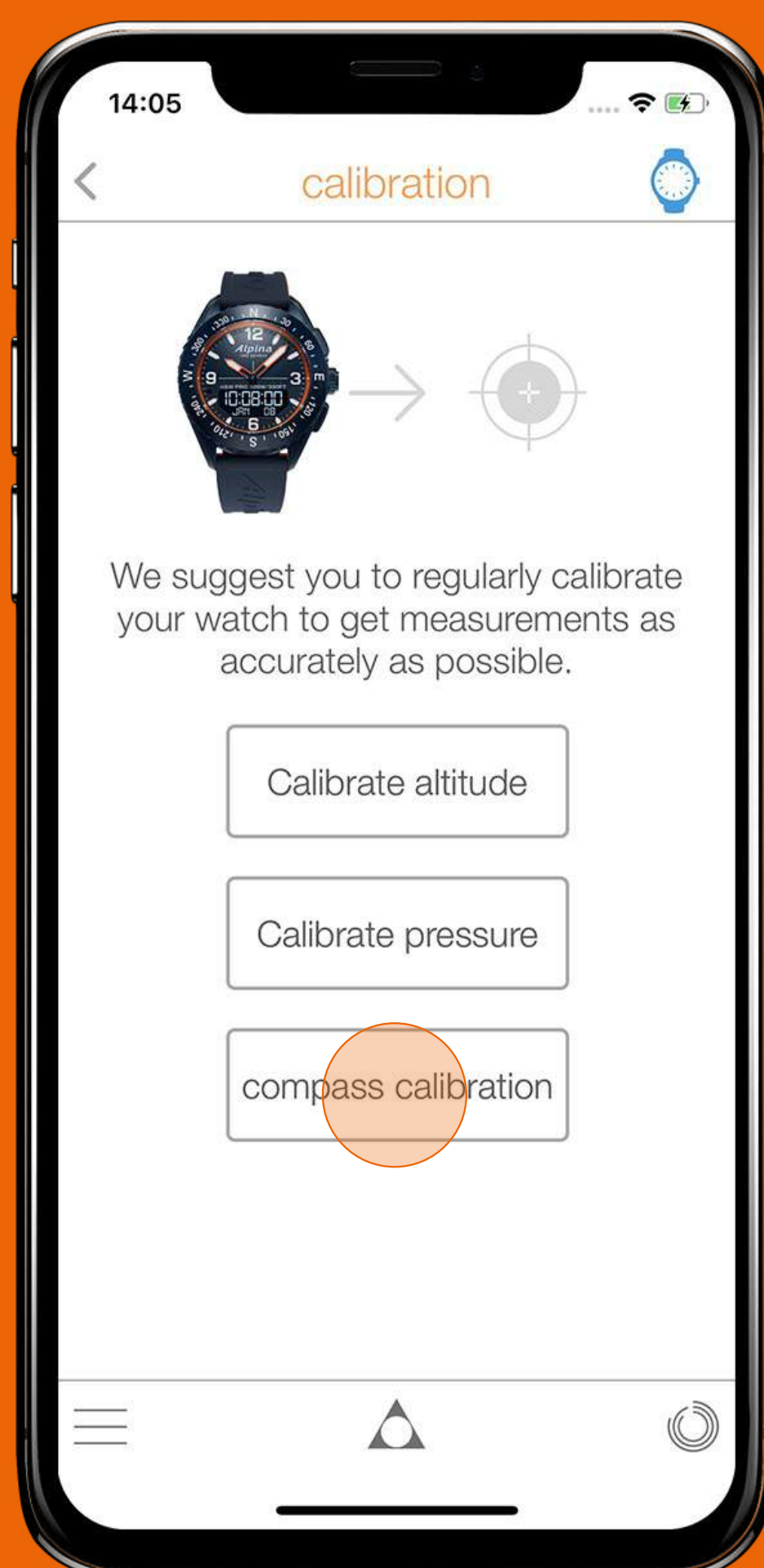
If your watch's hands are aligned at 12 o'clock (straight up), then your hands are correctly adjusted. If one or both hands are not pointing at 12 o'clock, please select each hand and use the arrow keys to align to 12 o'clock.





COMPASS CALIBRATION

We suggest to calibrate your watch regularly to get accurate measurements.



FUNCTIONS & FEATURES






ENVIRONMENT

**ALTITUDE**

Always keep your feet firmly on the ground with the altimeter.

**BAROMETER**

Don't let yourself get surprised by a storm, stay aware of weather changes thanks to the barometer.

**COMPASS**

Find your way in the most remote places! The ALPINERX compass shows the North direction in real time with the watch's hands.

**CONNECTED GPS**

The connected GPS records your steps, walks and runs, via the application.

**UV INDICATOR**

Keep an eye on harmful UV rays with the watch's UV sensor.

**TEMPERATURE**

Be prepared to face extreme temperatures with your integrated thermometer.





ACTIVITY TRACKING

Keep track of your daily activity. Monitor your walks and running sessions with a full log of your course in the app.



DYNAMIC COACH

Get suggestions, tips, and information catered specifically to you based on your activity and sleep goals.



SLEEP MONITORING

Wear your watch at night or put it under your pillow to record your sleep. The integrated tracking system will provide details on how much time you spent in deep sleep, light sleep, or awake.



SMART ALARMS

(GET-ACTIVE ALERTS, SLEEP ALARM)

Set a smart sleep alarm to help you wake up at the optimal time in your sleep cycle in order to wake-up fully rested. Set an alert to remind you to move if you've been idle for a set amount of time. Customize your Get-Active Alerts in the ALPINERX APP.





TIME & NOTIFICATION

**ALWAYS ON TIME & DATE**

(HOURS, MINUTES, SECONDS, DATE)

You will never have to set a time and date - travelling across timezones, the ALPINERX picks-up the time directly from your smartphone and updates it automatically on your watch.


**CALLS & MESSAGES NOTIFICATIONS**

Calls and messages are picked-up by your watch and displayed on the LCD screen with a soft chime to alert you.

**TIME RECORDER**

(STOPWATCH, TIMER, WORKOUTS)

Measure and record any event or workout with the many time recording options offered by your watch and app.

**WORLDTIMER**

(2ND TIME ZONE + LOCAL 12H/24H TIME)

The worldtimer function allows you to display a chosen second timezone (hometown).

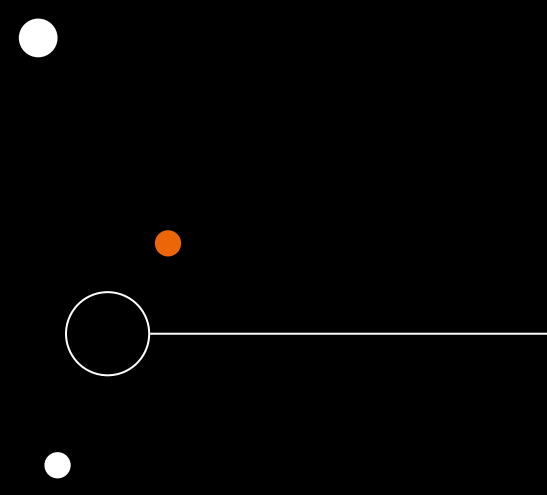
**2+ YEARS BATTERY**

Your ALPINERX is an authentic Swiss watch and in the purest tradition, your timepiece features a connected caliber with an exceptional 2+ years battery life.

**CLOUD**

Recover all of your data, even if you lose your watch or phone. The ALPINERX independently stores your activity and sleep up to 30 days without having to synchronise it to your smartphone. The Cloud is hosted in Switzerland.





USE THE ALPINERX SMART OUTDOORS

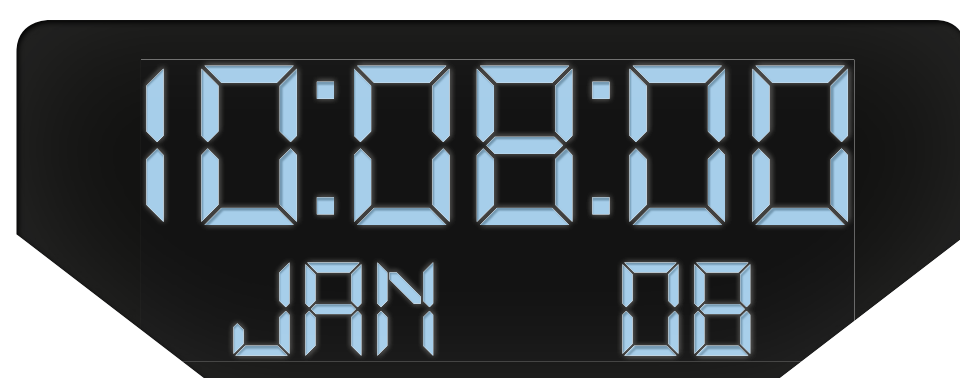




CROWN

PUSH ONCE

Activates the LCD screen backlight

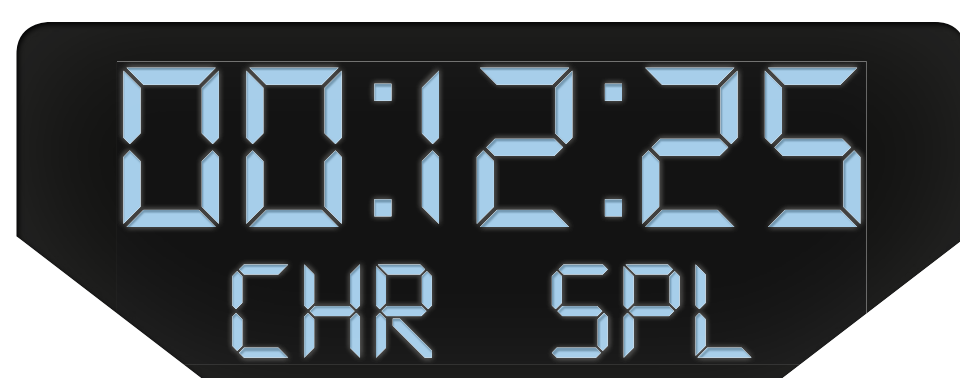


PUSH MORE


To navigate through the functions



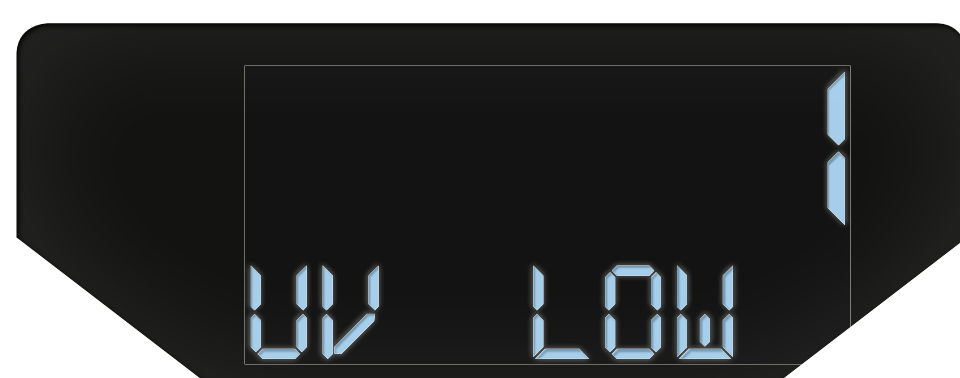
TIME RECORDER



ALTITUDE



UV INDICATOR



AND MORE...





PUSH ONCE

to select sub-function

Example:
Time function display



TIME AND DATE

PUSH TWICE



TIME ACTIVITY/SLEEP IN %
(related to daily objective)

PUSH THREE TIMES



DAY & DATE



TOP PUSHER

BOTTOM PUSHER

PUSH ONCE

to start sub-function

Example:
Chrono function



START CHRONO

PUSH TWICE

to stop sub-function



STOP CHRONO

PUSH ONCE

To reset sub-function



RESET CHRONO



TOP PUSHER

PUSH ONCE

to start sub-function

Example:
Sleep function



START RECORDING

PUSH ONCE

to stop sub-function



STOP RECORDING

FUNCTIONS DISPLAYED ON SCREEN





FUNCTIONS DISPLAYED ON SCREEN

via the app, set-up which functions you wish to appear on the LCD screen of your watch and in which order.



ALTITUDE



BAROMETER



COMPASS



CONNECTED GPS



UV INDICATOR



TEMPERATURE



ACTIVITY TRACKING



SLEEP MONITORING



TIME RECORDER



WORLDTIMER





NOTIFICATIONS DISPLAYED ON SCREEN

set-up the notifications in the settings of the app to get alerts based on your own preferences. Notifications are indicated by the watch with a sound. The sound can be deactivated.



MESSAGES

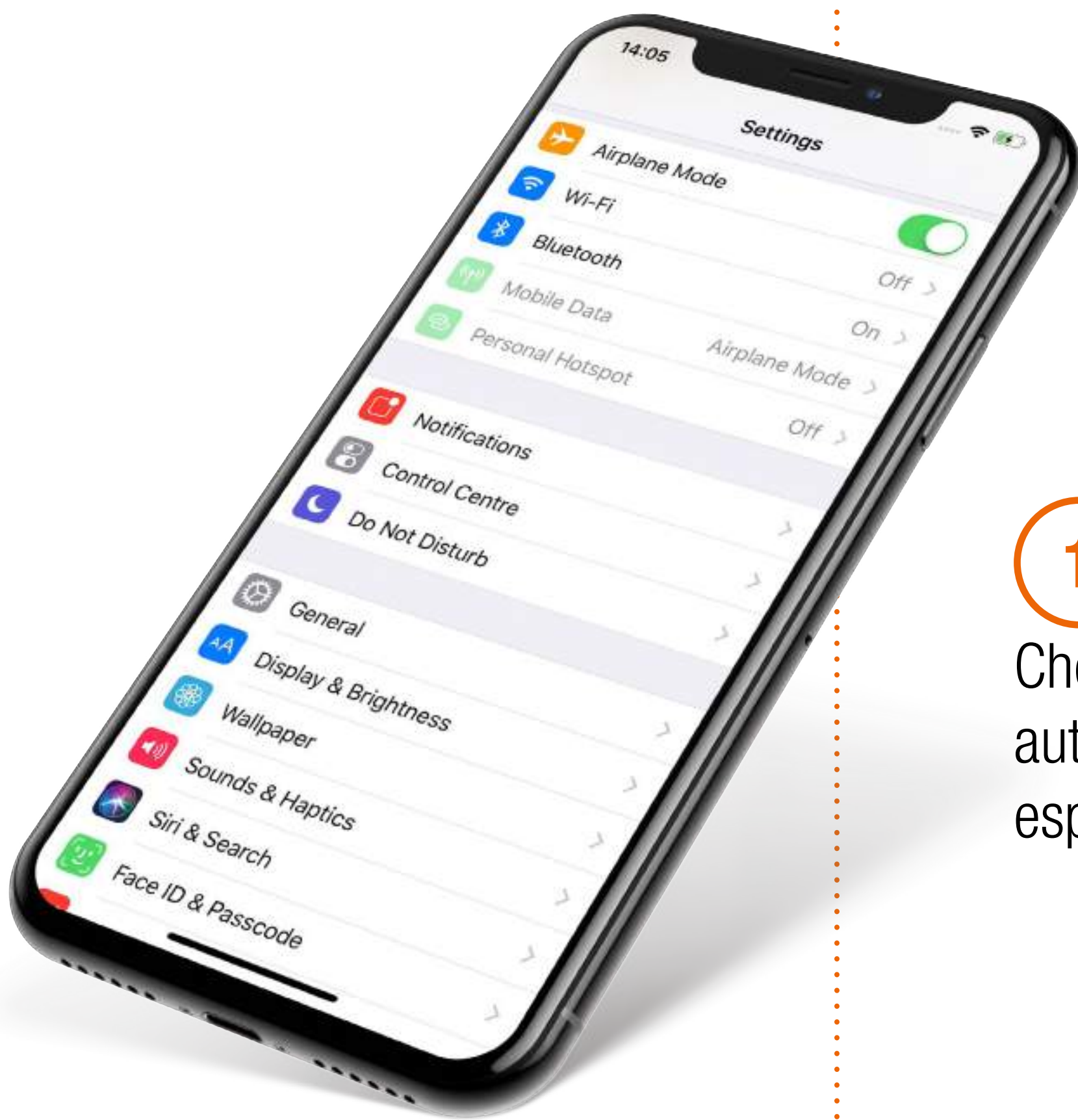
When a message is received, your watch will alert you with sound and a notification will appear on your watch.



CALLS

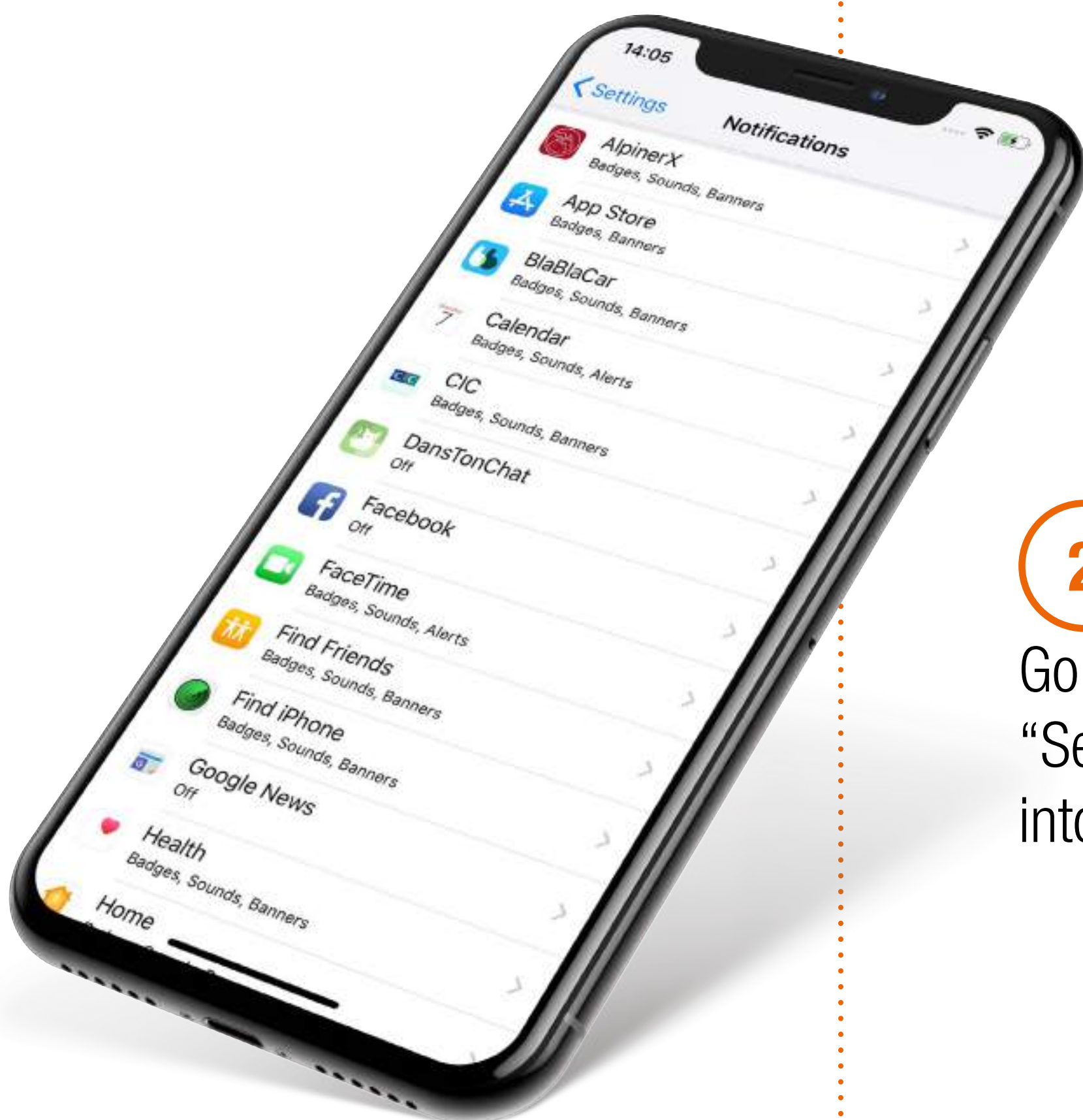
When an incoming call is detected, your watch will chime and a notification will be displayed on the screen of your watch.

On top of calls, messages and e-mails, note that the ALPINERX offers a wide range of social media apps you can receive notifications for.



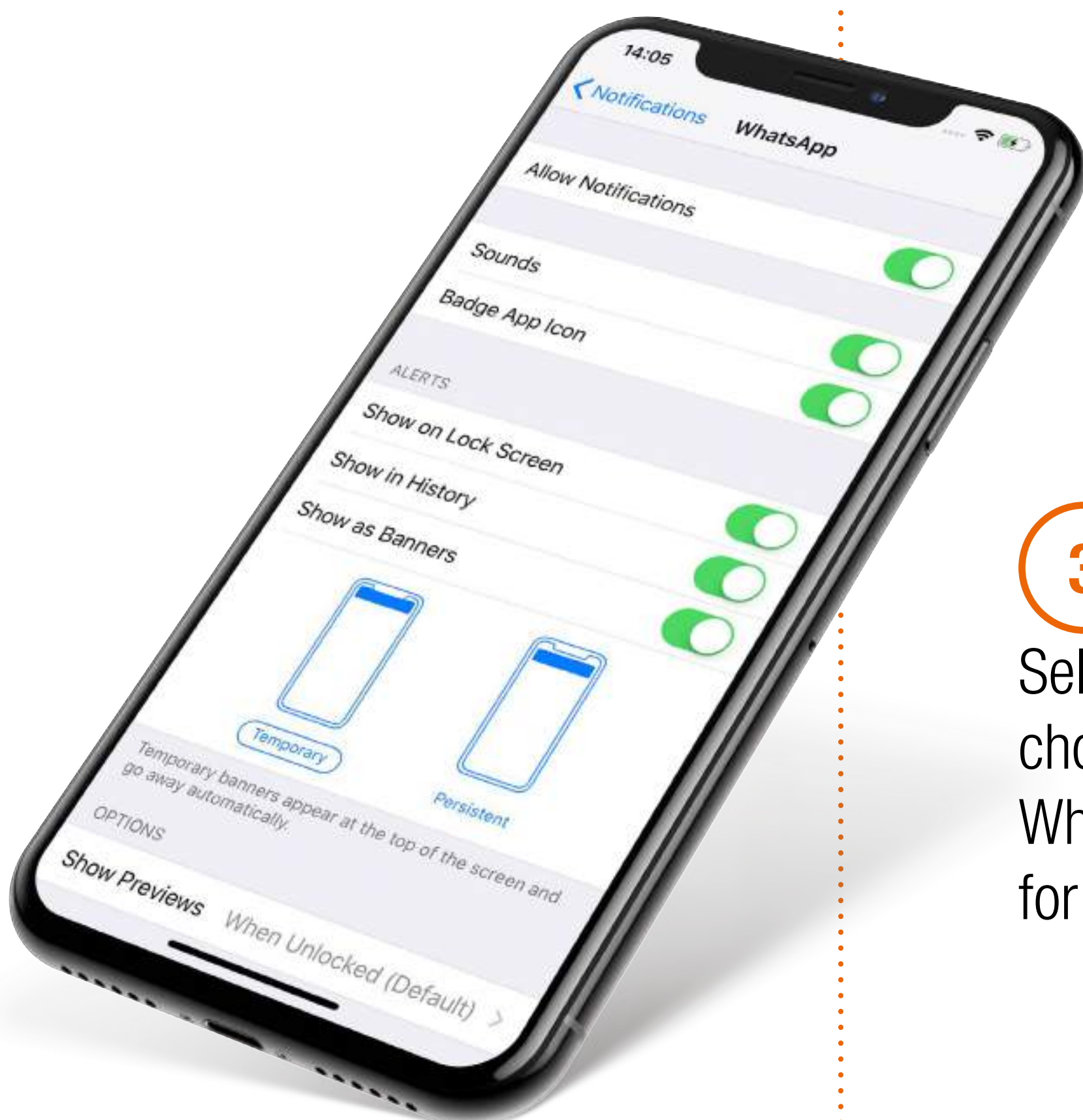
1

Check that all access and authorisations are selected, especially “Show in History”.



2

Go into your phone’s “Settings” menu and then into “Notifications”.



3

Select the app of your choice, for example WhatsApp to get an alert for every new message.



**LEGAL
NOTICES
ALPINERX
USA
CANADA
EUROPE**





USA CANADA

This equipment has been tested and found to comply with the limits for a Class B digital device, pursuant to Part 15 of the FCC Rules. These limits are designed to provide reasonable protection against harmful interference in a residential installation. This equipment generates, uses and can radiate radio frequency energy and, if not installed and used in accordance with the instructions, may cause harmful interference to radio communications. However, there is no guarantee that interference will not occur in a particular installation. If this equipment does cause harmful interference to radio or television reception, which can be determined by turning the equipment off and on, the user is encouraged to try to correct the interference by one or more of the following measures:

- Reorient or relocate the receiving antenna.
- Increase the separation between the equipment and receiver.
- Connect the equipment into an outlet on a circuit different from that to which the receiver is connected.
- Consult the dealer or an experienced technician for help.

This device complies with Part 15 of the FCC Rules and with Industry Canada license-exempt RSS standard(s). Operation is subject to the following two conditions:

1. this device may not cause harmful interference, and
2. this device must accept any interference received, including interference that may cause undesired operation.

Changes or modifications made to this equipment not expressly approved by Alpina Watches International and Manufacture Modules Technologies Sarl may void the FCC authorization to operate this equipment.

Le présent appareil est conforme aux CNR d'Industrie Canada applicables aux appareils radio exempts de licence. L'exploitation est autorisée aux deux conditions suivantes:

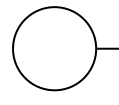
1. l'appareil ne doit pas produire de brouillage, et
2. l'utilisateur de l'appareil doit accepter tout brouillage radioélectrique subi, même si le brouillage est susceptible d'en compromettre le fonctionnement.

Toute modification apportée à cet équipement non approuvée explicitement par Alpina Watches International et Manufacture Modules Technologies Sarl peut annuler l'autorisation de la FCC.

ALPINA SA

Chemin du Champ-des-Filles, 32
1228 Plan-les-Ouates
Switzerland



**EUROPE**

Declaration of Conformity

**ALPINA SA**

Chemin du Champ-des-Filles, 32
1228 Plan-les-Ouates
Switzerland

DECLARES THAT THE PRODUCT:**Horological Smartwatch**

AL283X5AQ6

complies with the essential requirements of Article 3 of the R&TTE 1999/5/EC Directive, if used for its intended use and that the following standards has been applied.

(ARTICLE 3.1.A OF THE R&TTE DIRECTIVE)

APPLIED STANDARD(S)

EN 62311:2008

(ARTICLE 3.1.A OF THE R&TTE DIRECTIVE)

APPLIED STANDARD(S)

EN 60950-1:2006 + A11:2009 + AC:2011 + A12:2001 + A1:2010

(ARTICLE 3.1.B OF THE R&TTE DIRECTIVE)

APPLIED STANDARD(S)

EN 301 489-1 V1.9.2


EN 301 489-17 V2.2.1

(ARTICLE 3.2 OF THE R&TTE DIRECTIVE)

APPLIED STANDARD(S)

EN 300 328 V1.8.1

*Geneva, May 1st 2018***Place and date of the declaration of conformity***Peter C. Stas***Name and signature**



Alpina

1883 GENEVE

MORE INFORMATION
alpinawatches.com

