

IEEE 802.11n HT40 mode ANT2

Highest Channel

Frequency 5230MHz

Environment: 24.3°C/56%RH/101.0kPa

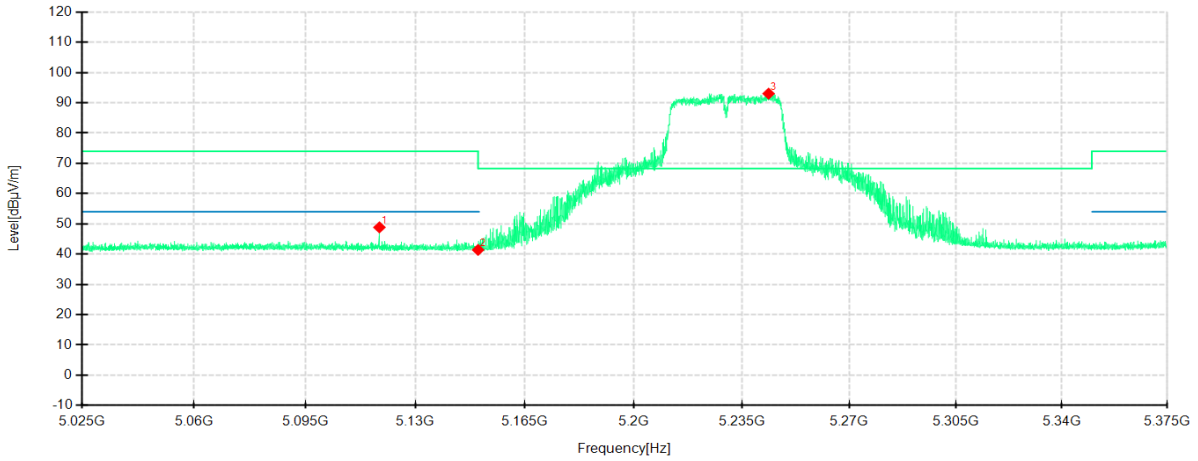
Tested By: Zhang Zishan

Detector mode: Peak

Voltage: DC 12V

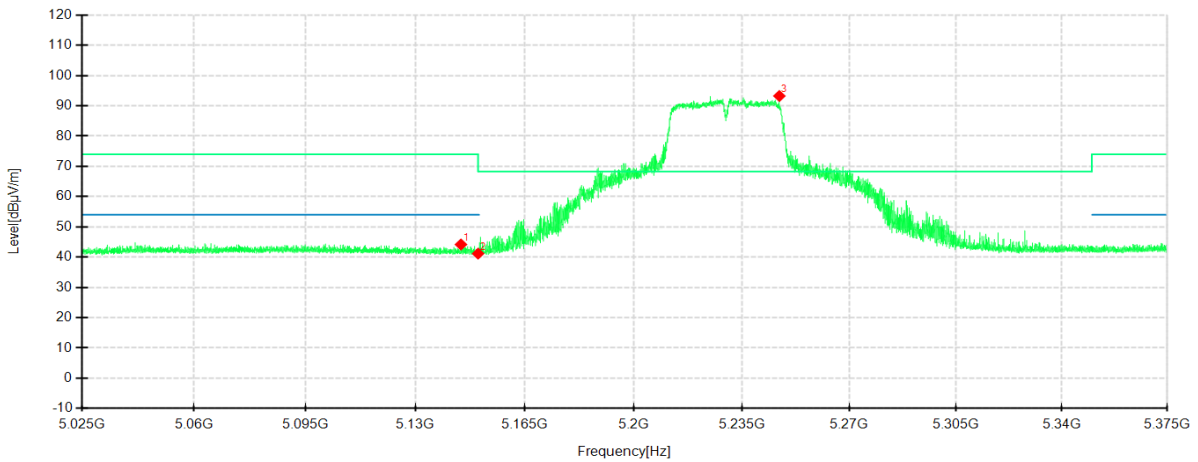
Date: 2024-05-10

Polarity: Horizontal



Detector mode: Peak

Polarity: Vertical



No.	Frequency MHz	Reading dBμV/m	Level dBμV/m	Factor dB	Limit dBμV/m	Margin dB	Height cm	Angle °	Pole	Comment
1	5118.5550	52.51	48.86	-3.65	74.00	25.14	100	248	Horizontal	/
2	5150.0000	45.34	41.41	-3.93	68.30	26.89	100	234	Horizontal	/
3	5243.7150	96.59	93.04	-3.55	68.30	-24.74	100	72	Horizontal	No limit
1	5144.5250	48.23	44.18	-4.05	74.00	29.82	100	285	Vertical	/
2	5150.0000	45.30	41.17	-4.13	68.30	27.13	200	75	Vertical	/
3	5247.2150	97.24	93.26	-3.98	68.30	-24.96	200	237	Vertical	No limit

IEEE 802.11n HT40 mode ANT2

Highest Channel

Frequency 5230MHz

Environment: 24.3°C/56%RH/101.0kPa

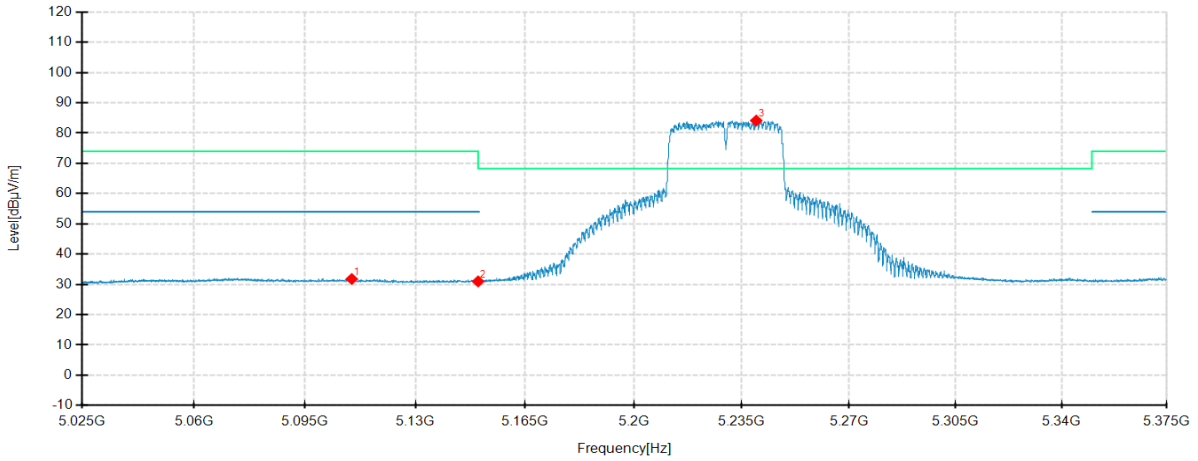
Tested By: Zhang Zishan

Detector mode: Average

Voltage: DC 12V

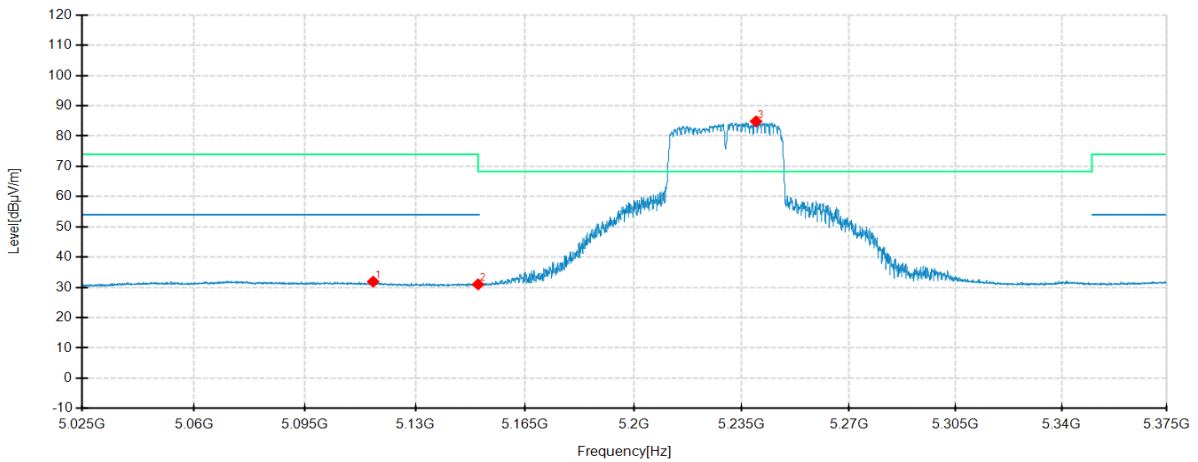
Date: 2024-05-10

Polarity: Horizontal



Detector mode: Average

Polarity: Vertical



No.	Frequency MHz	Reading dBμV/m	Level dBμV/m	Factor dB	Limit dBμV/m	Margin dB	Height cm	Angle °	Pole	Comment
1	5109.7700	35.37	31.80	-3.57	54.00	22.20	100	278	Horizontal	/
2	5150.0000	34.92	30.99	-3.93	54.00	23.01	100	45	Horizontal	/
3	5239.6900	87.66	84.15	-3.51	-	-	100	254	Horizontal	No limit
1	5116.5600	35.55	31.92	-3.63	54.00	22.08	200	360	Vertical	/
2	5150.0000	35.14	31.01	-4.13	54.00	22.99	200	203	Vertical	/
3	5239.6200	88.74	84.85	-3.89	-	-	100	130	Vertical	No limit

IEEE 802.11n HT40 mode ANT2

Lowest Channel

Frequency 5755MHz

Environment: 24.3°C/56%RH/101.0kPa

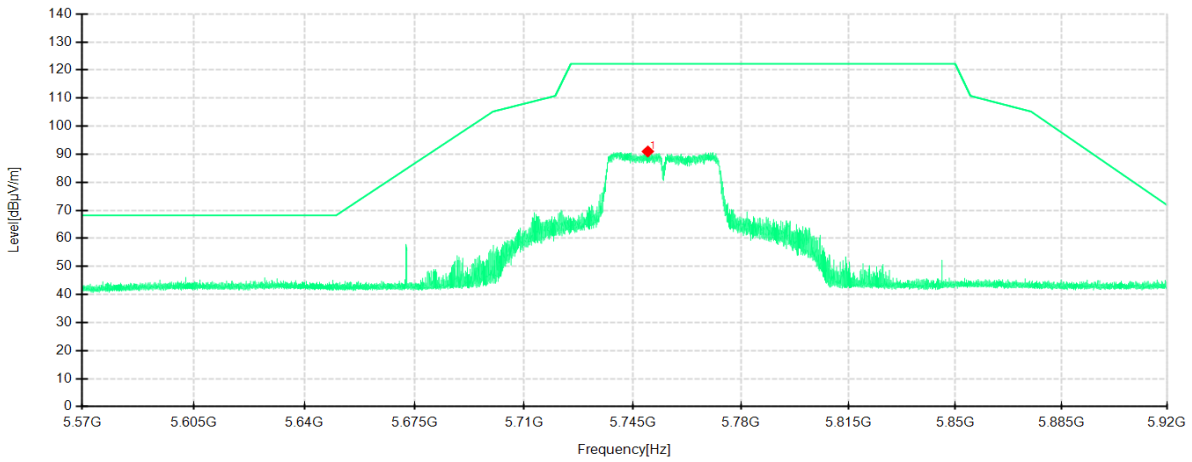
Tested By: Zhang Zishan

Detector mode: Peak

Voltage: DC 12V

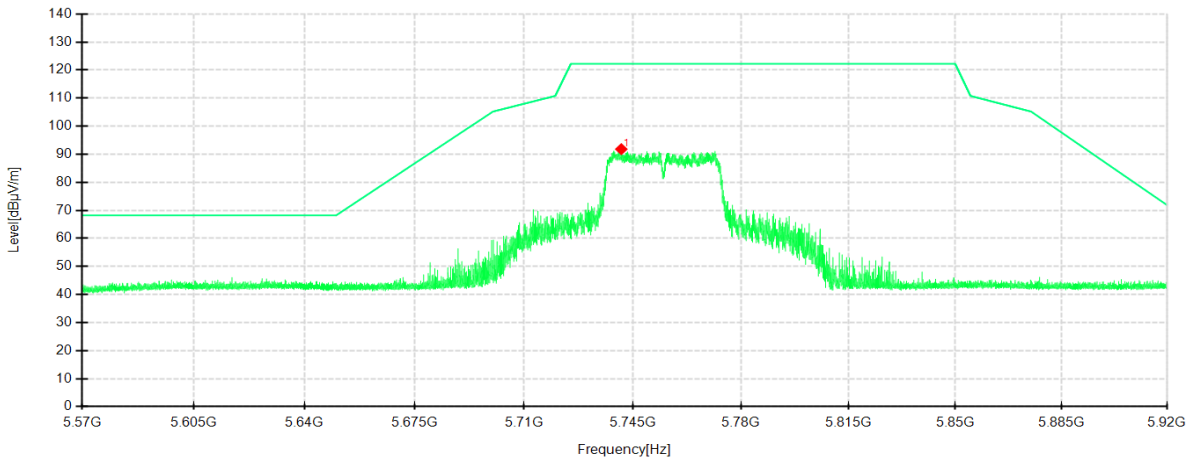
Date: 2024-05-10

Polarity: Horizontal



Detector mode: Peak

Polarity: Vertical



No.	Frequency MHz	Reading dBµV/m	Level dBµV/m	Factor dB	Limit dBµV/m	Margin dB	Height cm	Angle °	Pole	Comment
1	5749.8300	93.66	90.99	-2.67	122.20	31.21	100	100	Horizontal	/
1	5741.2550	94.64	91.81	-2.83	122.20	30.39	100	291	Vertical	/

IEEE 802.11n HT40 mode ANT2

Lowest Channel

Frequency 5795MHz

Environment: 24.3°C/56%RH/101.0kPa

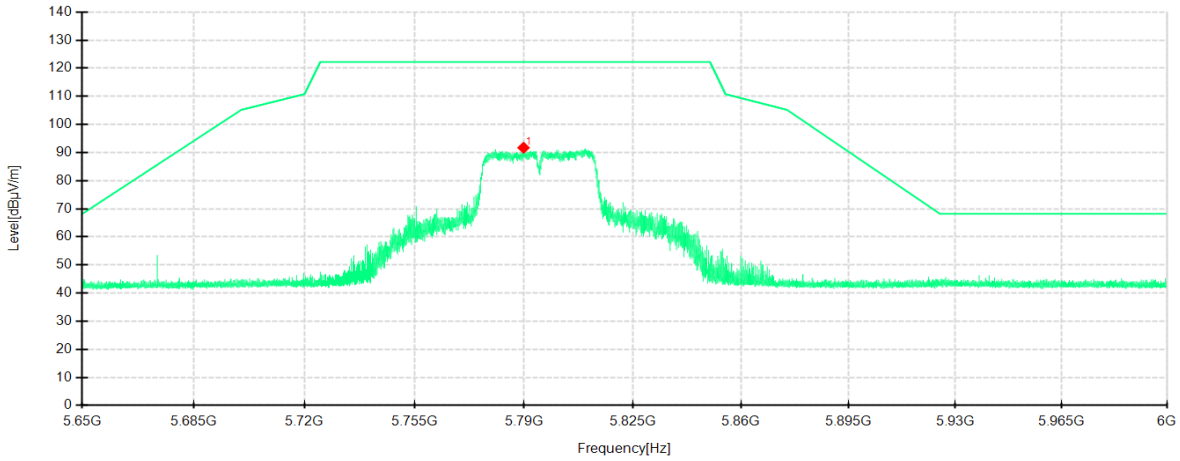
Tested By: Zhang Zishan

Detector mode: Peak

Voltage: DC 12V

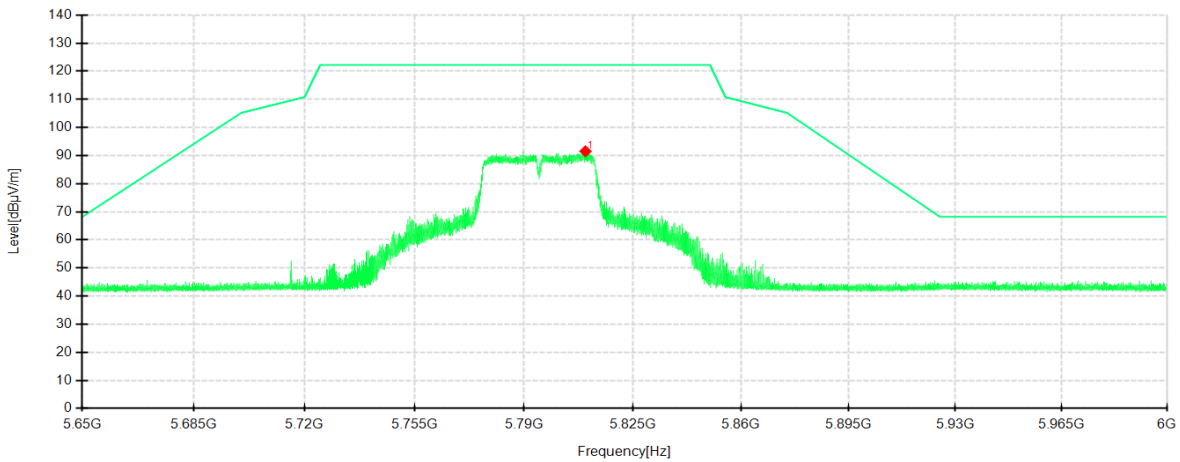
Date: 2024-05-10

Polarity: Horizontal



Detector mode: Peak

Polarity: Vertical



No.	Frequency MHz	Reading dBμV/m	Level dBμV/m	Factor dB	Limit dBμV/m	Margin dB	Height cm	Angle °	Pole	Comment
1	5789.8600	94.55	91.71	-2.84	122.20	30.49	100	100	Horizontal	/
1	5809.7575	94.56	91.52	-3.04	122.20	30.68	100	85	Vertical	/

IEEE 802.11ac VHT20 mode ANT2

Highest Channel

Frequency 5180MHz

Environment: 24.3°C/56%RH/101.0kPa

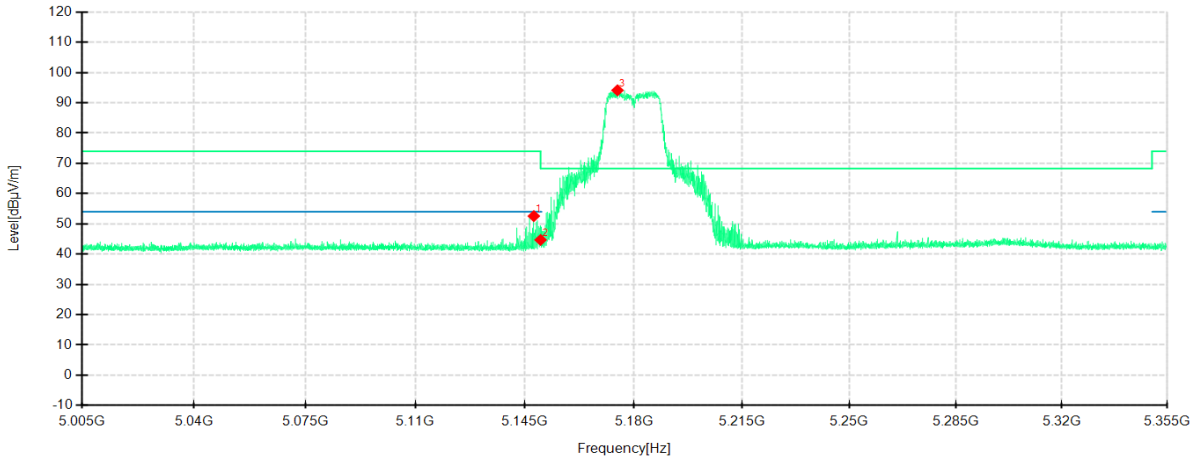
Tested By: Zhang Zishan

Detector mode: Peak

Voltage: DC 12V

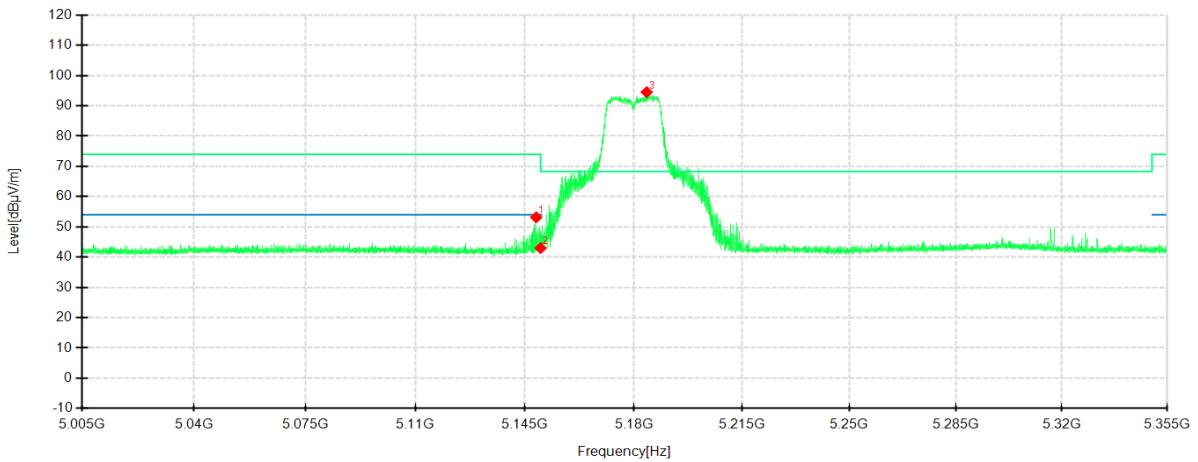
Date: 2024-05-10

Polarity: Horizontal



Detector mode: Peak

Polarity: Vertical



No.	Frequency MHz	Reading dBμV/m	Level dBμV/m	Factor dB	Limit dBμV/m	Margin dB	Height cm	Angle °	Pole	Comment
1	5147.8350	56.49	52.58	-3.91	74.00	21.42	100	89	Horizontal	/
2	5150.0000	48.63	44.70	-3.93	68.30	23.60	100	89	Horizontal	/
3	5174.7500	97.64	94.14	-3.50	68.30	-25.84	100	89	Horizontal	No limit
1	5148.6050	57.28	53.17	-4.11	74.00	20.83	100	271	Vertical	/
2	5150.0000	47.13	43.00	-4.13	68.30	25.30	100	271	Vertical	/
3	5184.1650	98.14	94.53	-3.61	68.30	-26.23	200	304	Vertical	No limit

IEEE 802.11ac VHT20 mode ANT2

Highest Channel

Frequency 5180MHz

Environment: 24.3°C/56%RH/101.0kPa

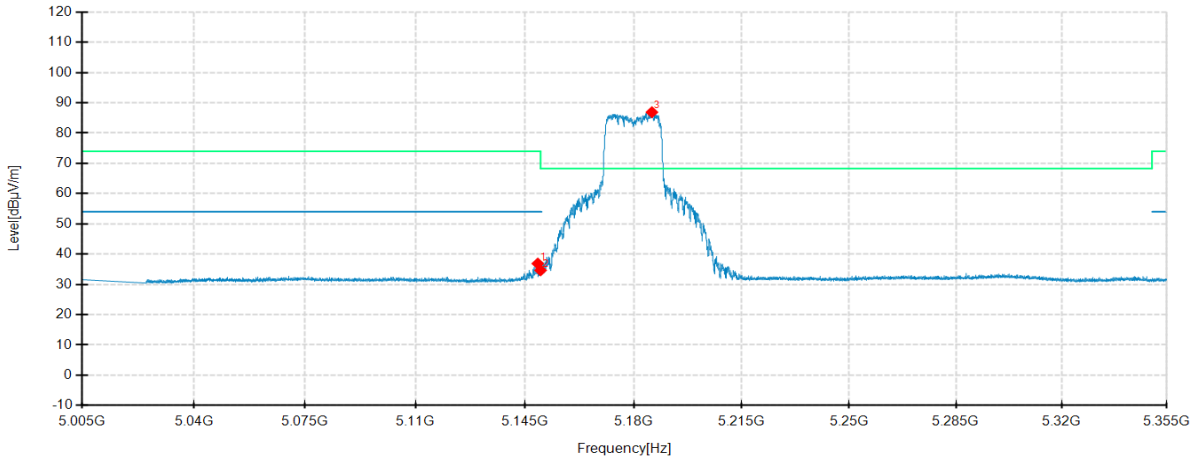
Tested By: Zhang Zishan

Detector mode: Average

Voltage: DC 12V

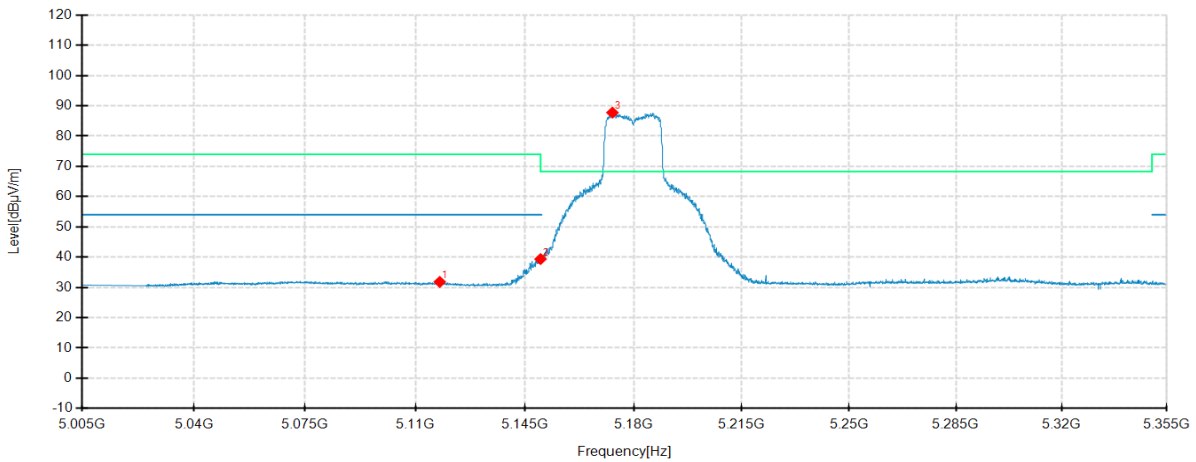
Date: 2024-05-10

Polarity: Horizontal



Detector mode: Average

Polarity: Vertical



No.	Frequency MHz	Reading dBμV/m	Level dBμV/m	Factor dB	Limit dBμV/m	Margin dB	Height cm	Angle °	Pole	Comment
1	5149.1100	40.82	36.90	-3.92	54.00	17.10	200	165	Horizontal	/
2	5150.0000	38.59	34.66	-3.93	54.00	19.34	200	165	Horizontal	/
3	5185.8600	90.21	86.90	-3.31	-	-	200	165	Horizontal	No limit
1	5117.7500	35.46	31.82	-3.64	54.00	22.18	100	268	Vertical	/
2	5150.0000	43.50	39.37	-4.13	54.00	14.63	100	108	Vertical	/
3	5173.1200	91.55	87.77	-3.78	-	-	100	120	Vertical	No limit

IEEE 802.11ac VHT20 mode ANT2

Lowest Channel

Frequency 5240MHz

Environment: 24.3°C/56%RH/101.0kPa

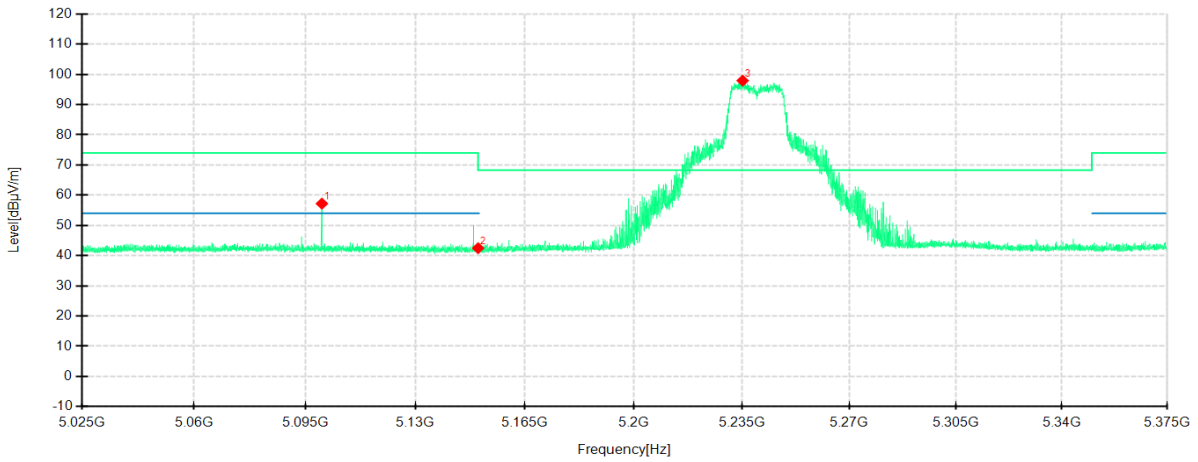
Tested By: Zhang Zishan

Detector mode: Peak

Voltage: DC 12V

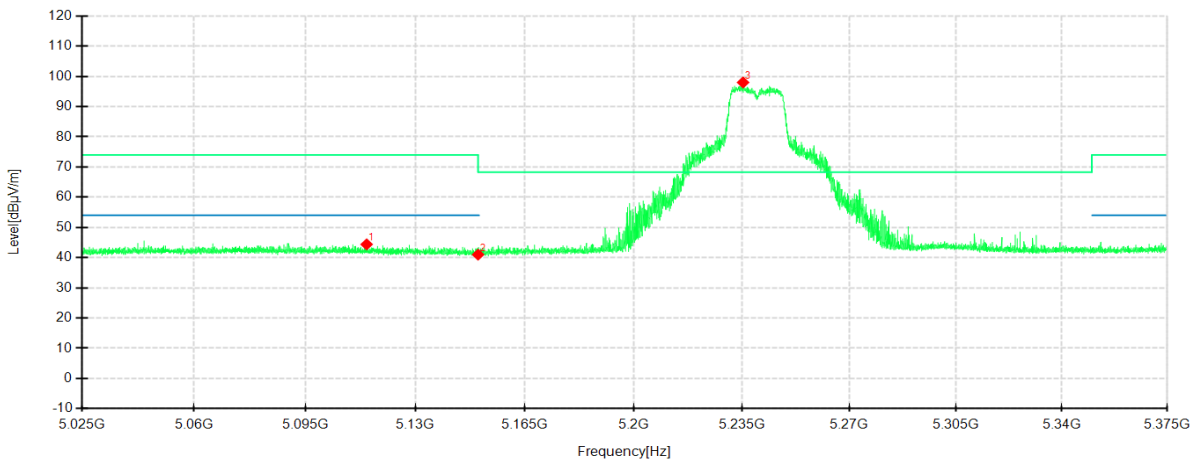
Date: 2024-05-10

Polarity: Horizontal



Detector mode: Peak

Polarity: Vertical



No.	Frequency MHz	Reading dBµV/m	Level dBµV/m	Factor dB	Limit dBµV/m	Margin dB	Height cm	Angle °	Pole	Comment
1	5100.3200	60.70	57.22	-3.48	74.00	16.78	200	165	Horizontal	/
2	5150.0000	46.40	42.47	-3.93	68.30	25.83	200	69	Horizontal	/
3	5235.2800	101.40	97.94	-3.46	68.30	-29.64	100	73	Horizontal	No limit
1	5114.4950	47.99	44.39	-3.60	74.00	29.61	100	86	Vertical	/
2	5150.0000	45.13	41.00	-4.13	68.30	27.30	200	75	Vertical	/
3	5235.4200	101.83	98.00	-3.83	68.30	-29.70	200	292	Vertical	No limit

IEEE 802.11ac VHT20 mode ANT2

Highest Channel

Frequency 5240MHz

Environment: 24.3°C/56%RH/101.0kPa

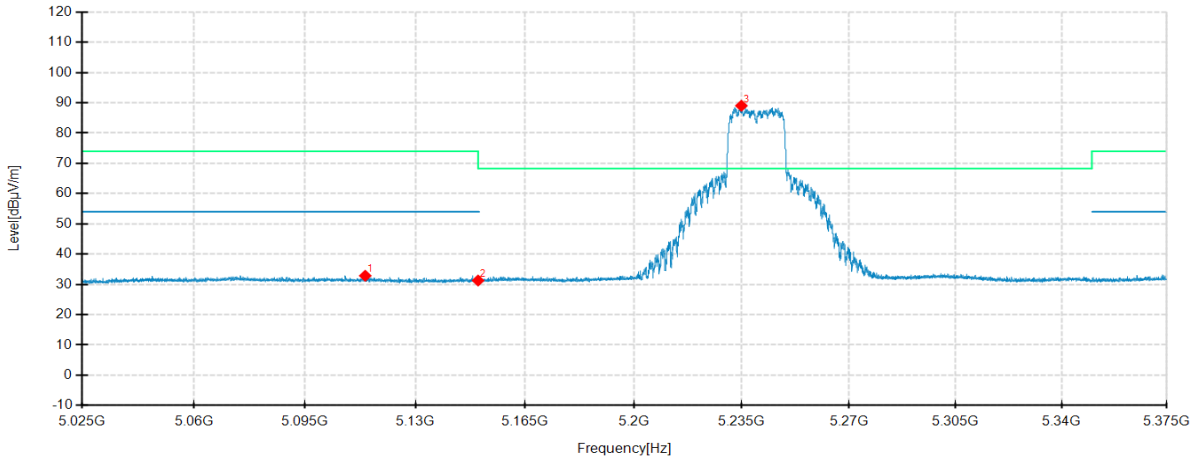
Tested By: Zhang Zishan

Detector mode: Average

Voltage: DC 12V

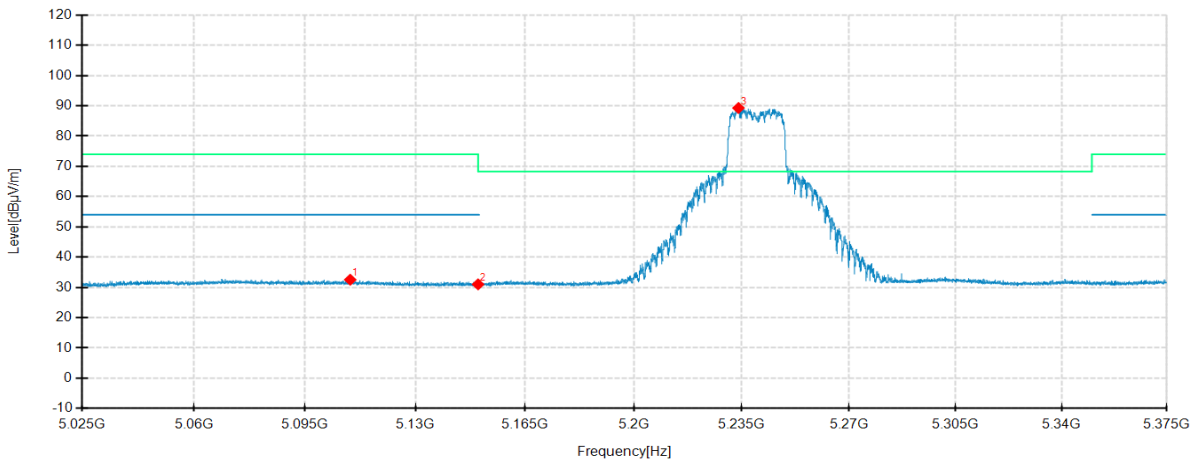
Date: 2024-05-10

Polarity: Horizontal



Detector mode: Average

Polarity: Vertical



No.	Frequency MHz	Reading dBμV/m	Level dBμV/m	Factor dB	Limit dBμV/m	Margin dB	Height cm	Angle °	Pole	Comment
1	5114.0400	36.46	32.85	-3.61	54.00	21.15	200	19	Horizontal	/
2	5150.0000	35.22	31.29	-3.93	54.00	22.71	200	332	Horizontal	/
3	5234.8600	92.50	89.05	-3.45	-	-	200	182	Horizontal	No limit
1	5109.2800	36.05	32.54	-3.51	54.00	21.46	100	284	Vertical	/
2	5150.0000	35.15	31.02	-4.13	54.00	22.98	100	148	Vertical	/
3	5233.9150	93.11	89.29	-3.82	-	-	100	121	Vertical	No limit

IEEE 802.11ac VHT20 mode ANT2

Highest Channel

Frequency 5745MHz

Environment: 24.3°C/56%RH/101.0kPa

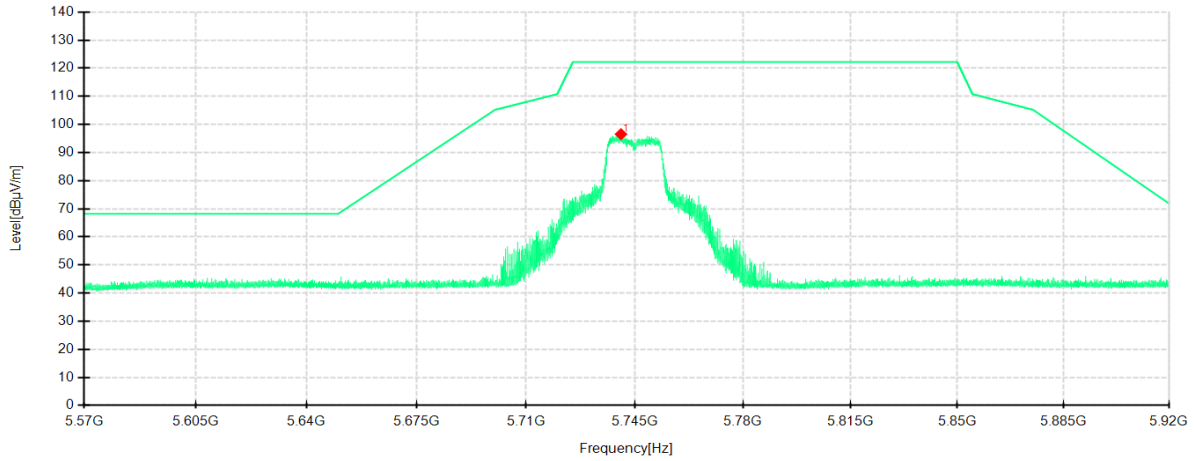
Tested By: Zhang Zishan

Detector mode: Peak

Voltage: DC 12V

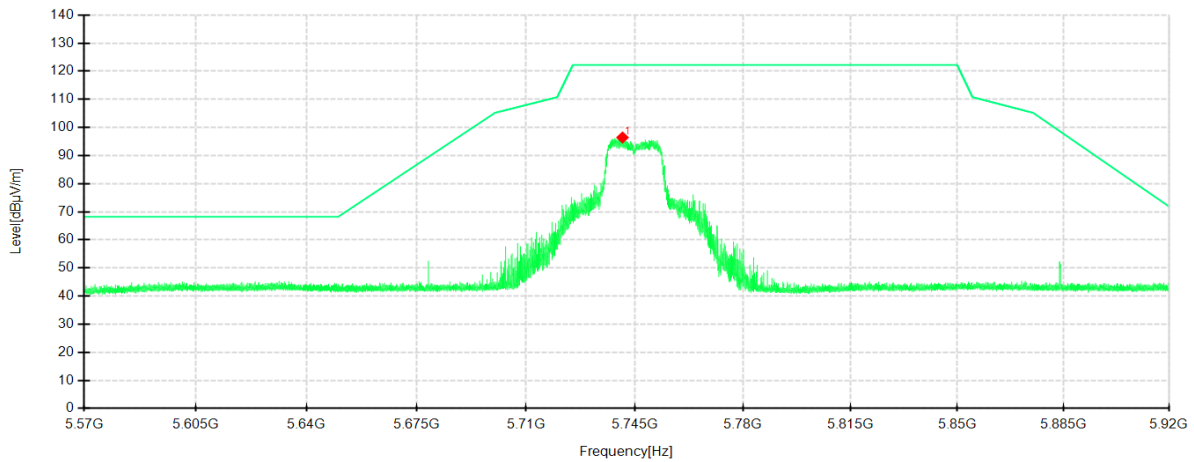
Date: 2024-05-10

Polarity: Horizontal



Detector mode: Peak

Polarity: Vertical



No.	Frequency MHz	Reading dBμV/m	Level dBμV/m	Factor dB	Limit dBμV/m	Margin dB	Height cm	Angle °	Pole	Comment
1	5740.5200	99.17	96.53	-2.64	122.20	25.67	100	100	Horizontal	/
1	5741.0100	99.26	96.43	-2.83	122.20	25.77	100	290	Vertical	/

IEEE 802.11ac VHT20 mode ANT2

Highest Channel

Frequency 5825MHz

Environment: 24.3°C/56%RH/101.0kPa

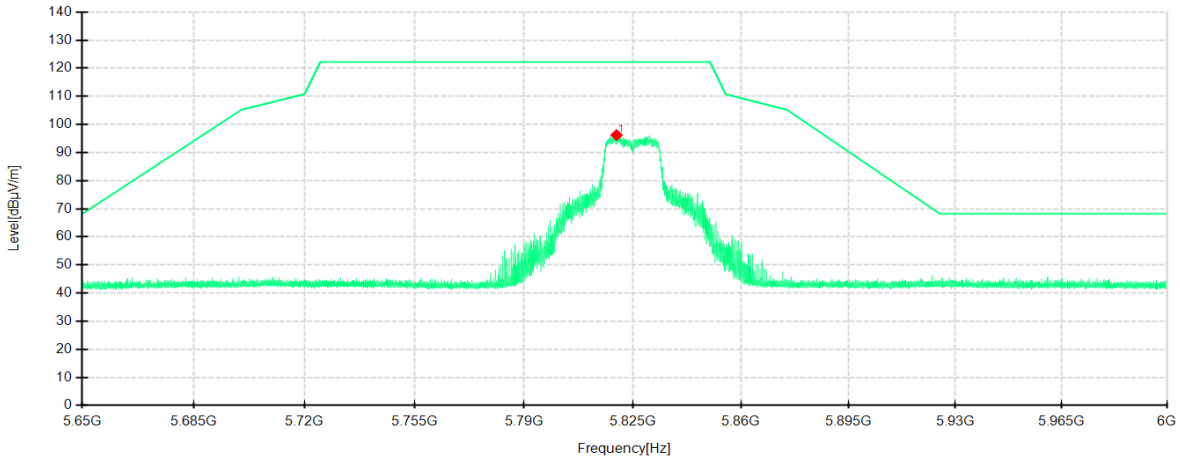
Tested By: Zhang Zishan

Detector mode: Peak

Voltage: DC 12V

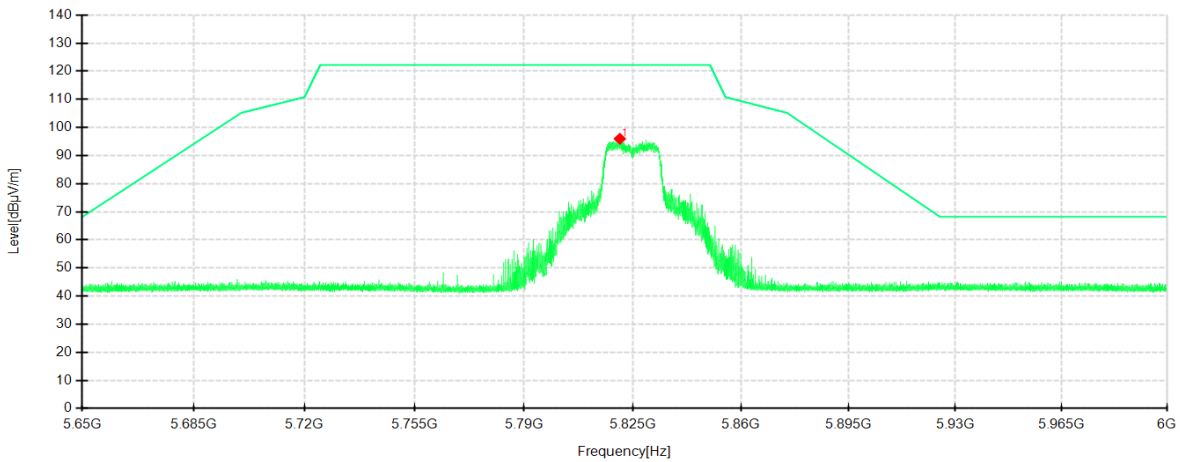
Date: 2024-05-10

Polarity: Horizontal



Detector mode: Peak

Polarity: Vertical



No.	Frequency MHz	Reading dBμV/m	Level dBμV/m	Factor dB	Limit dBμV/m	Margin dB	Height cm	Angle °	Pole	Comment
1	5819.7850	98.63	96.21	-2.42	122.20	25.99	100	282	Horizontal	/
1	5820.8350	98.73	95.97	-2.76	122.20	26.23	200	118	Vertical	/

**IEEE 802.11ac VHT40 mode ANT2
Highest Channel**

Frequency 5190MHz

Environment: 24.3°C/56%RH/101.0kPa

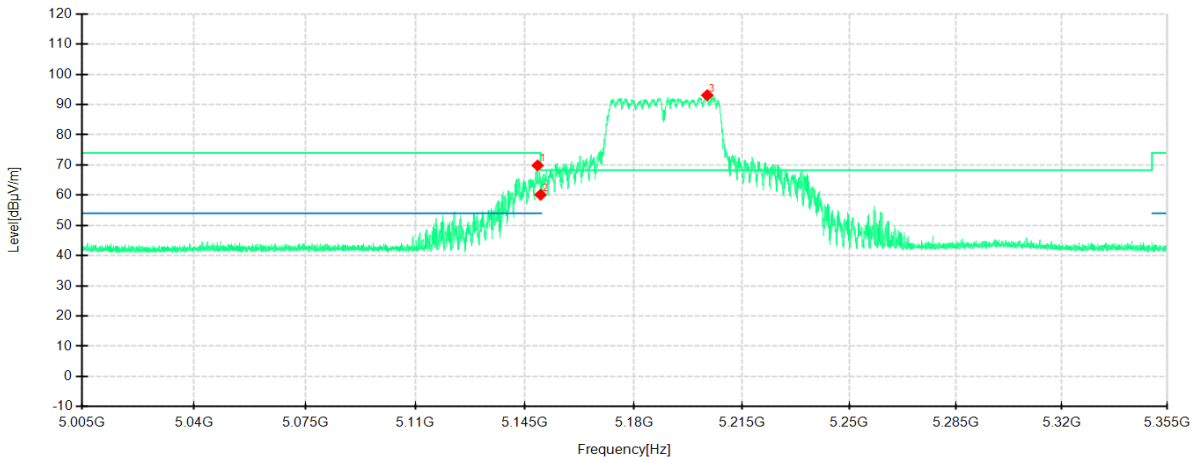
Tested By: Zhang Zishan

Detector mode: Peak

Voltage: DC 12V

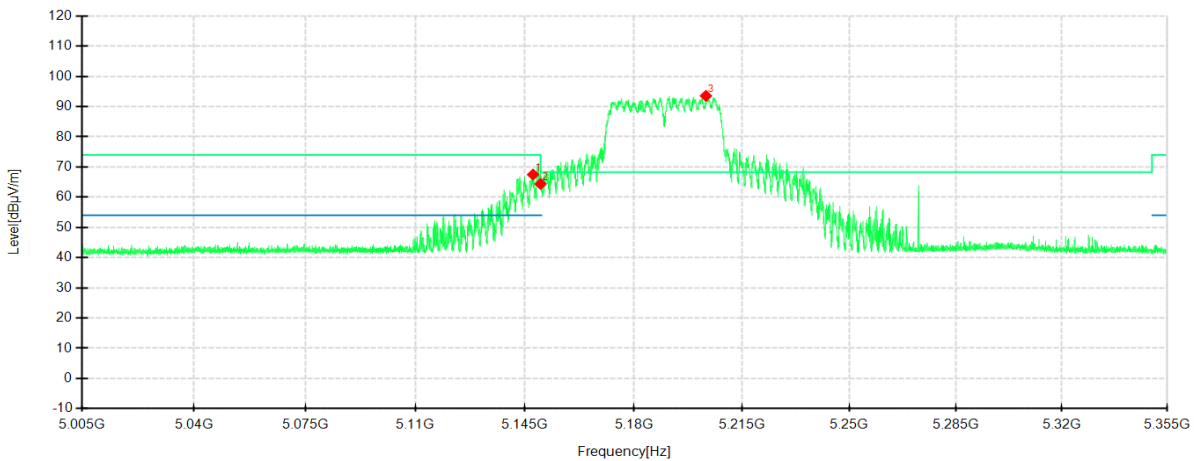
Date: 2024-05-10

Polarity: Horizontal



Detector mode: Peak

Polarity: Vertical



No.	Frequency MHz	Reading dBµV/m	Level dBµV/m	Factor dB	Limit dBµV/m	Margin dB	Height cm	Angle °	Pole	Comment
1	5149.0600	73.78	69.86	-3.92	74.00	4.14	100	275	Horizontal	/
2	5150.0000	64.09	60.16	-3.93	68.30	8.14	100	221	Horizontal	/
3	5203.7650	96.22	93.11	-3.11	68.30	-24.81	100	262	Horizontal	No limit
1	5147.5900	71.60	67.51	-4.09	74.00	6.49	200	117	Vertical	/
2	5150.0000	68.53	64.40	-4.13	68.30	3.90	200	131	Vertical	/
3	5203.3450	96.97	93.56	-3.41	68.30	-25.26	200	104	Vertical	No limit

IEEE 802.11ac VHT40 mode ANT2

Highest Channel

Frequency 5190MHz

Environment: 24.3°C/56%RH/101.0kPa

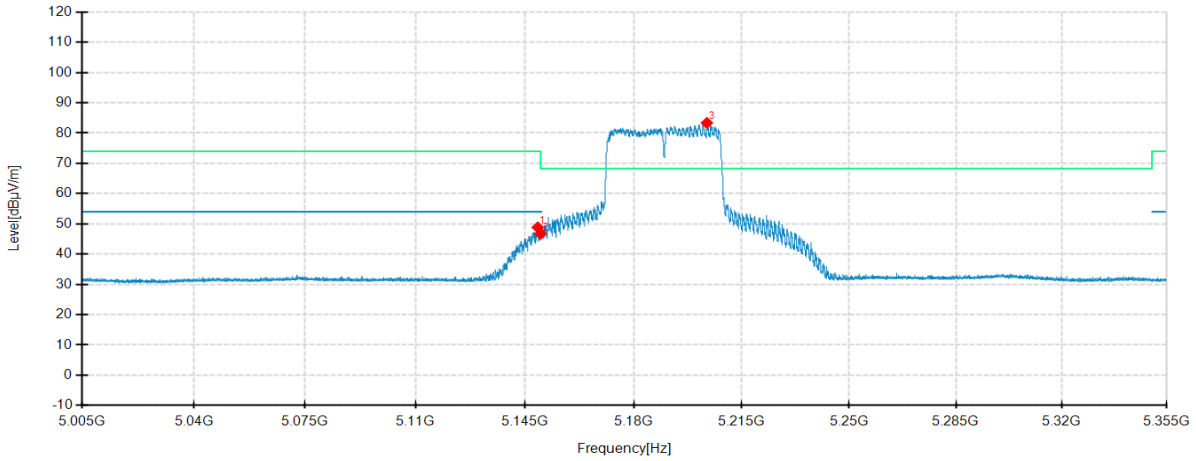
Tested By: Zhang Zishan

Detector mode: Average

Voltage: DC 12V

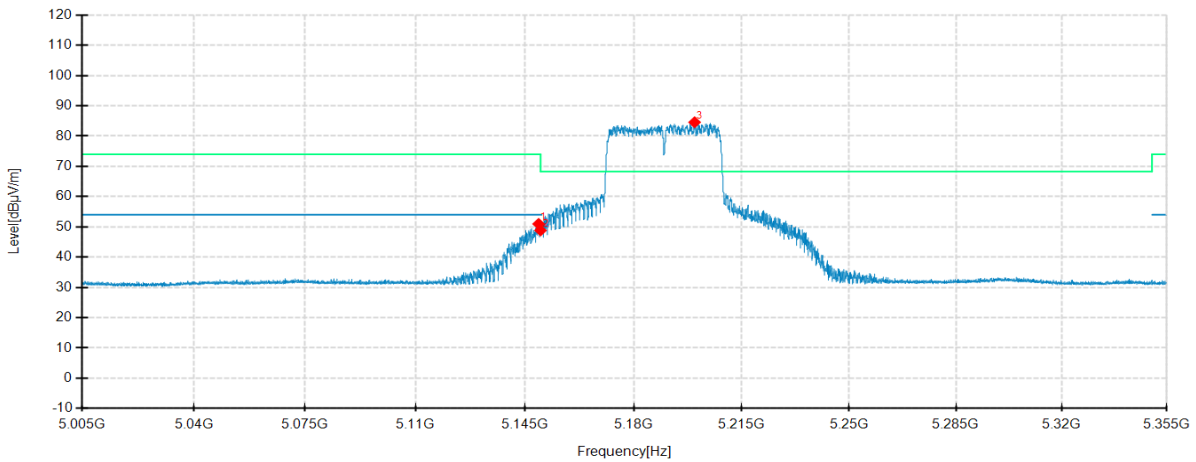
Date: 2024-05-10

Polarity: Horizontal



Detector mode: Average

Polarity: Vertical



No.	Frequency MHz	Reading dBμV/m	Level dBμV/m	Factor dB	Limit dBμV/m	Margin dB	Height cm	Angle °	Pole	Comment
1	5149.0950	52.76	48.84	-3.92	54.00	5.16	200	177	Horizontal	/
2	5150.0000	50.67	46.74	-3.93	54.00	7.26	200	340	Horizontal	/
3	5203.6600	86.48	83.37	-3.11	-	-	200	177	Horizontal	No limit
1	5149.3750	55.10	50.98	-4.12	54.00	3.02	100	128	Vertical	/
2	5150.0000	52.98	48.85	-4.13	54.00	5.15	100	128	Vertical	/
3	5199.6700	87.96	84.58	-3.38	-	-	100	116	Vertical	No limit

IEEE 802.11ac VHT40 mode ANT2

Lowest Channel

Frequency 5230MHz

Environment: 24.3°C/56%RH/101.0kPa

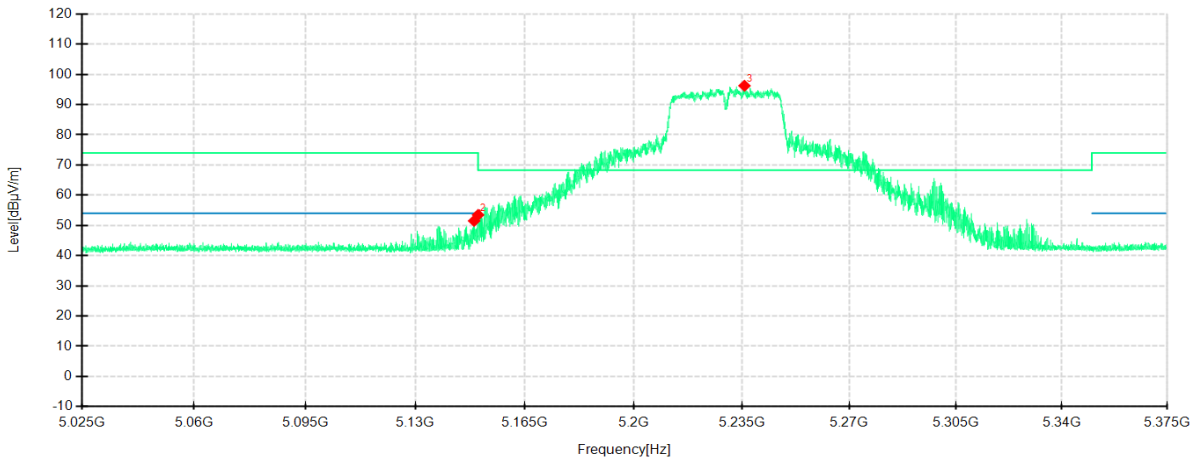
Tested By: Zhang Zishan

Detector mode: Peak

Voltage: DC 12V

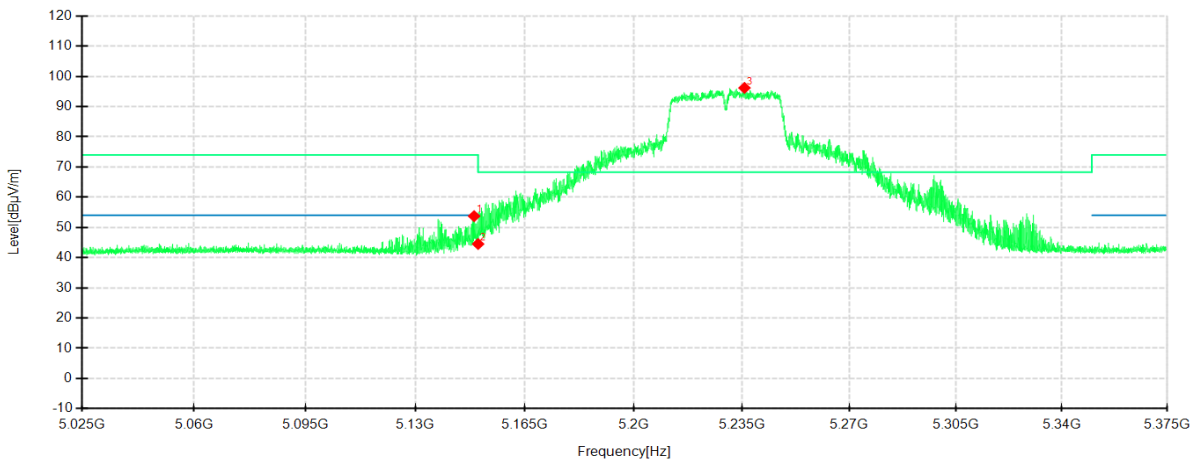
Date: 2024-05-10

Polarity: Horizontal



Detector mode: Peak

Polarity: Vertical



No.	Frequency MHz	Reading dBµV/m	Level dBµV/m	Factor dB	Limit dBµV/m	Margin dB	Height cm	Angle °	Pole	Comment
1	5148.7250	55.42	51.50	-3.92	74.00	22.50	100	263	Horizontal	/
2	5150.0000	57.41	53.48	-3.93	68.30	14.82	100	276	Horizontal	/
3	5235.8750	99.70	96.24	-3.46	68.30	-27.94	100	263	Horizontal	No limit
1	5148.7250	57.85	53.74	-4.11	74.00	20.26	200	116	Vertical	/
2	5150.0000	48.65	44.52	-4.13	68.30	23.78	200	116	Vertical	/
3	5235.8750	100.02	96.19	-3.83	68.30	-27.89	200	116	Vertical	No limit

IEEE 802.11ac VHT40 mode ANT2

Highest Channel

Frequency 5230MHz

Environment: 24.3°C/56%RH/101.0kPa

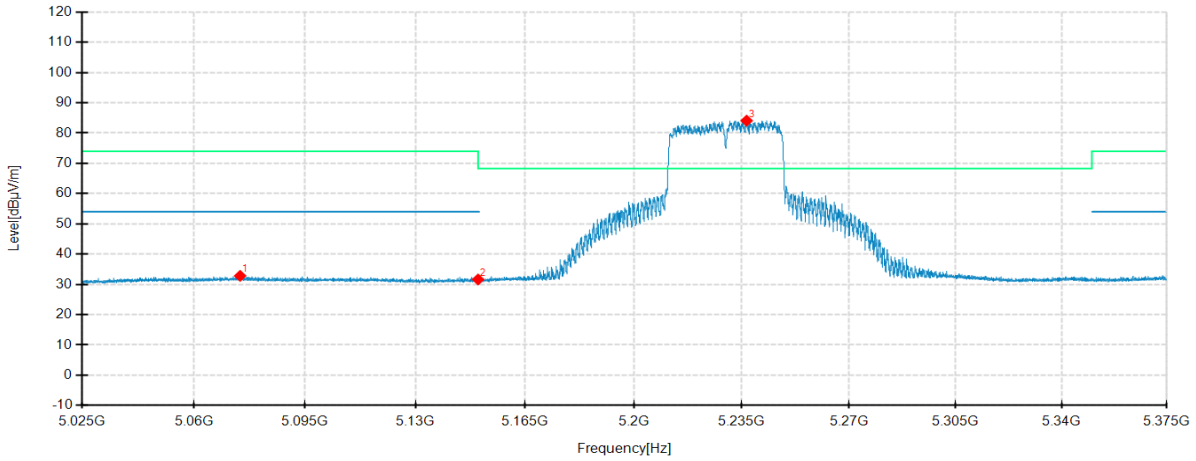
Tested By: Zhang Zishan

Detector mode: Average

Voltage: DC 12V

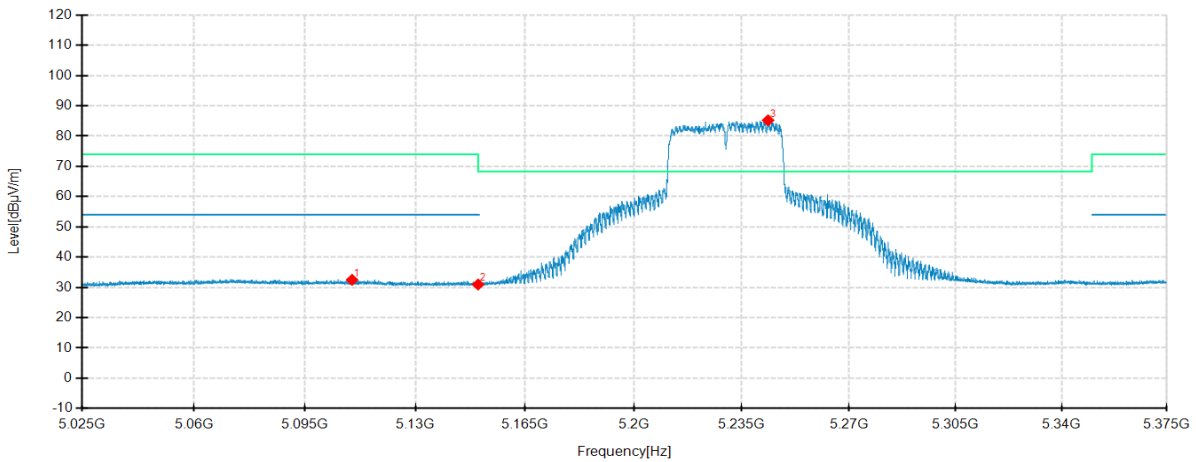
Date: 2024-05-10

Polarity: Horizontal



Detector mode: Average

Polarity: Vertical



No.	Frequency MHz	Reading dBμV/m	Level dBμV/m	Factor dB	Limit dBμV/m	Margin dB	Height cm	Angle °	Pole	Comment
1	5074.4900	36.33	32.82	-3.51	54.00	21.18	200	42	Horizontal	/
2	5150.0000	35.56	31.63	-3.93	54.00	22.37	200	261	Horizontal	/
3	5236.5750	87.58	84.11	-3.47	-	-	200	178	Horizontal	No limit
1	5109.8750	36.03	32.50	-3.53	54.00	21.50	100	333	Vertical	/
2	5150.0000	35.09	30.96	-4.13	54.00	23.04	100	20	Vertical	/
3	5243.5400	89.14	85.21	-3.93	-	-	100	129	Vertical	No limit

IEEE 802.11ac VHT40 mode ANT2

Highest Channel

Frequency 5755MHz

Environment: 24.3°C/56%RH/101.0kPa

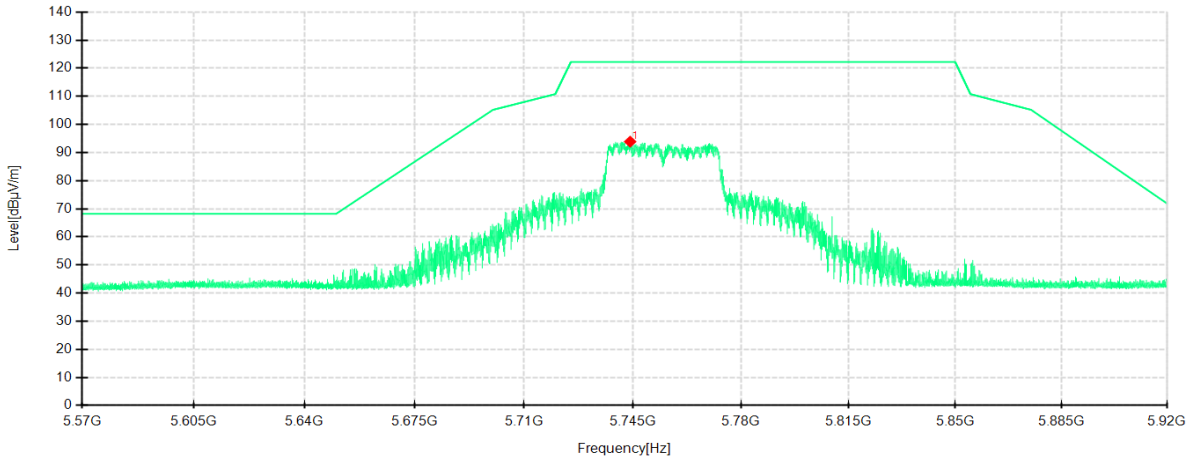
Tested By: Zhang Zishan

Detector mode: Peak

Voltage: DC 12V

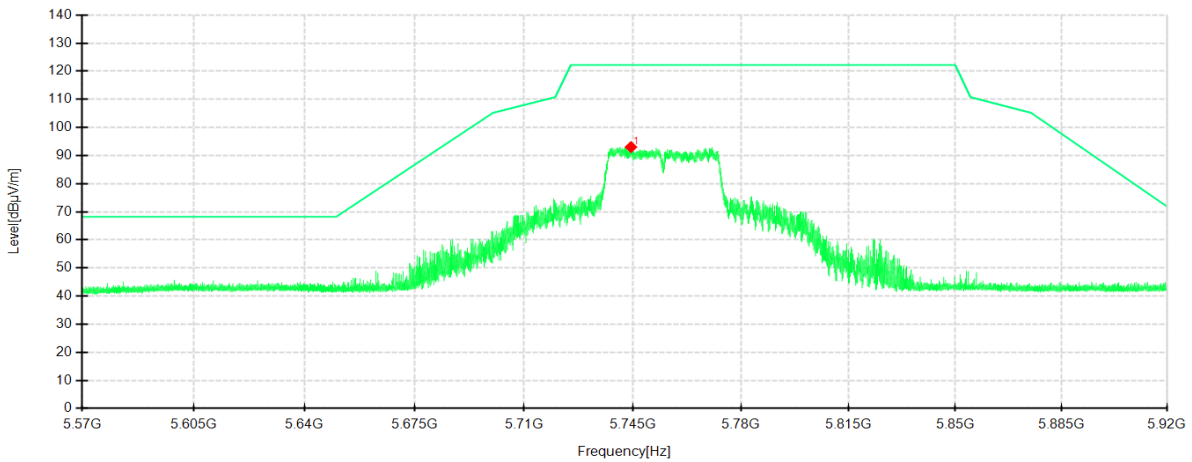
Date: 2024-05-10

Polarity: Horizontal



Detector mode: Peak

Polarity: Vertical



No.	Frequency MHz	Reading dBμV/m	Level dBμV/m	Factor dB	Limit dBμV/m	Margin dB	Height cm	Angle °	Pole	Comment
1	5744.1250	96.53	93.88	-2.65	122.20	28.32	100	279	Horizontal	/
1	5744.3875	95.86	93.02	-2.84	122.20	29.18	200	117	Vertical	/

IEEE 802.11ac VHT40 mode ANT2

Highest Channel

Frequency 5795MHz

Environment: 24.3°C/56%RH/101.0kPa

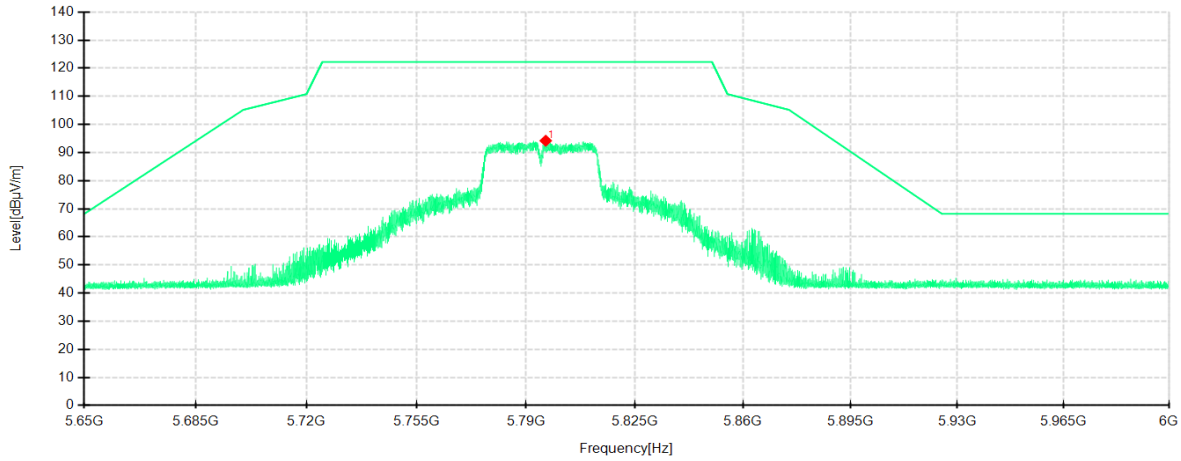
Tested By: Zhang Zishan

Detector mode: Peak

Voltage: DC 12V

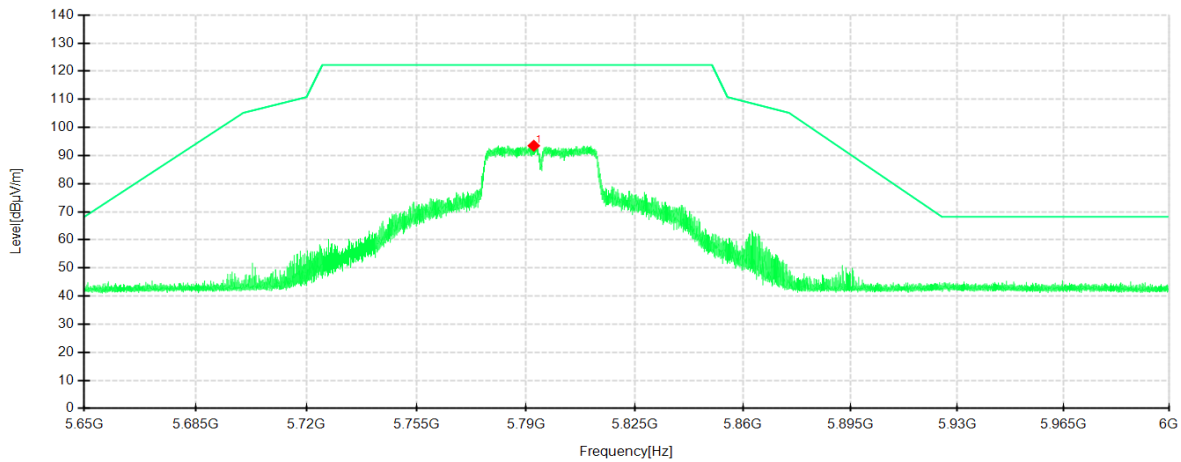
Date: 2024-05-10

Polarity: Horizontal



Detector mode: Peak

Polarity: Vertical



No.	Frequency MHz	Reading dBμV/m	Level dBμV/m	Factor dB	Limit dBμV/m	Margin dB	Height cm	Angle °	Pole	Comment
1	5796.3350	97.08	94.21	-2.87	122.20	27.99	100	278	Horizontal	/
1	5792.5200	96.72	93.49	-3.23	122.20	28.71	100	288	Vertical	/

IEEE 802.11ac VHT80 mode ANT2

Highest Channel

Frequency 5210MHz

Environment: 24.3°C/56%RH/101.0kPa

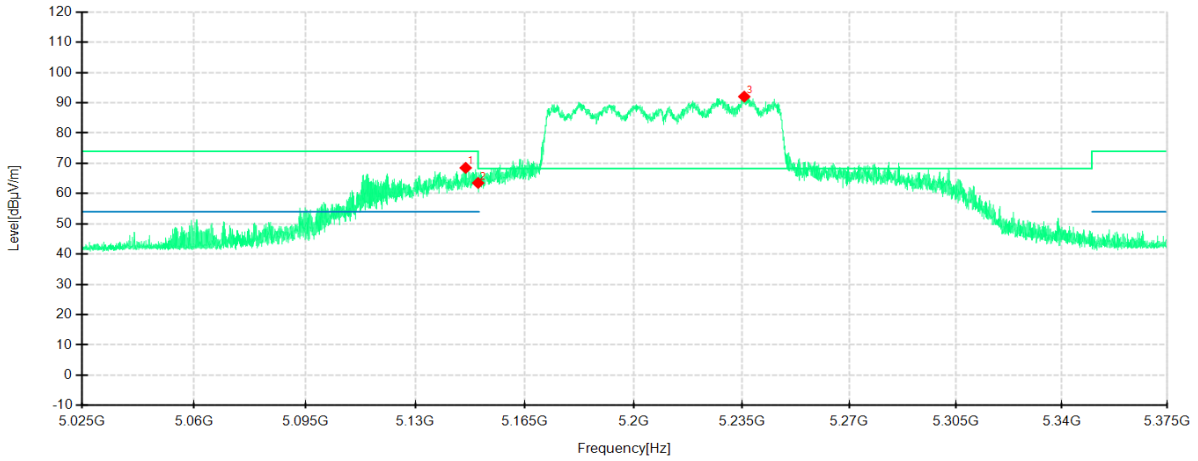
Tested By: Zhang Zishan

Detector mode: Peak

Voltage: DC 12V

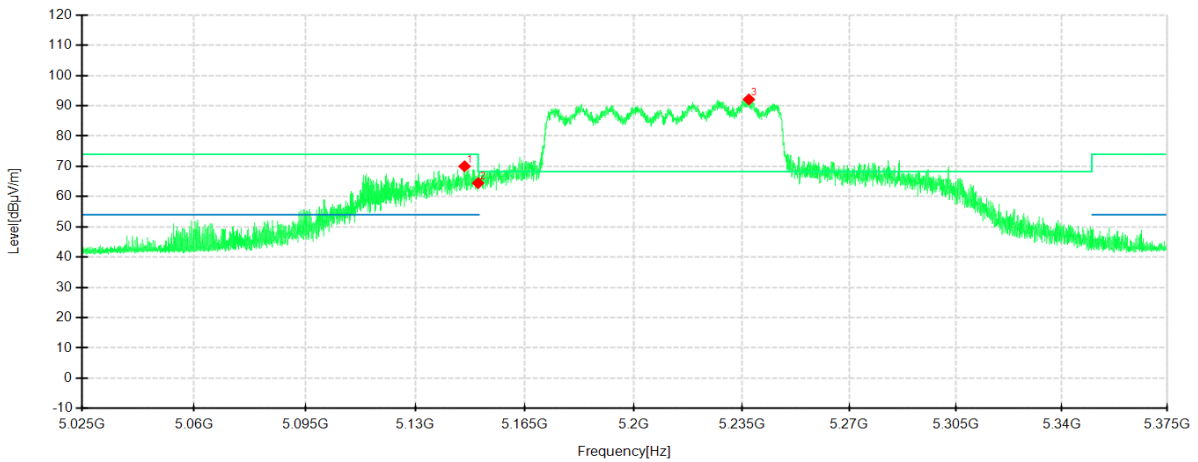
Date: 2024-05-10

Polarity: Horizontal



Detector mode: Peak

Polarity: Vertical



No.	Frequency MHz	Reading dBμV/m	Level dBμV/m	Factor dB	Limit dBμV/m	Margin dB	Height cm	Angle °	Pole	Comment
1	5146.0300	72.39	68.50	-3.89	74.00	5.50	100	271	Horizontal	/
2	5150.0000	67.46	63.53	-3.93	68.30	4.77	100	258	Horizontal	/
3	5235.8050	95.51	92.05	-3.46	68.30	-23.75	100	258	Horizontal	No limit
1	5145.6800	74.10	70.03	-4.07	74.00	3.97	200	110	Vertical	/
2	5150.0000	68.62	64.49	-4.13	68.30	3.81	200	98	Vertical	/
3	5237.3100	95.97	92.11	-3.86	68.30	-23.81	200	110	Vertical	No limit

IEEE 802.11ac VHT80 mode ANT2

Highest Channel

Frequency 5210MHz

Environment: 24.3°C/56%RH/101.0kPa

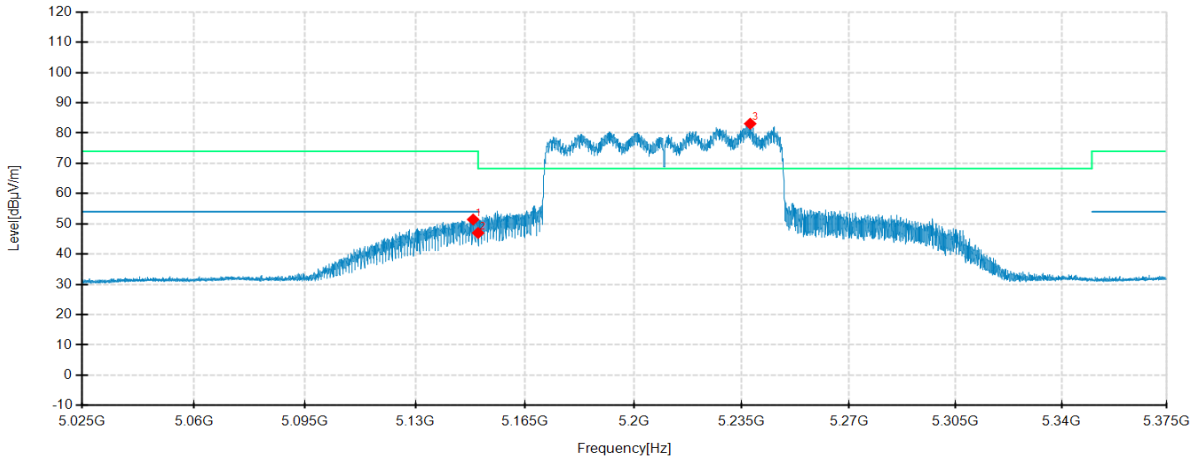
Tested By: Zhang Zishan

Detector mode: Average

Voltage: DC 12V

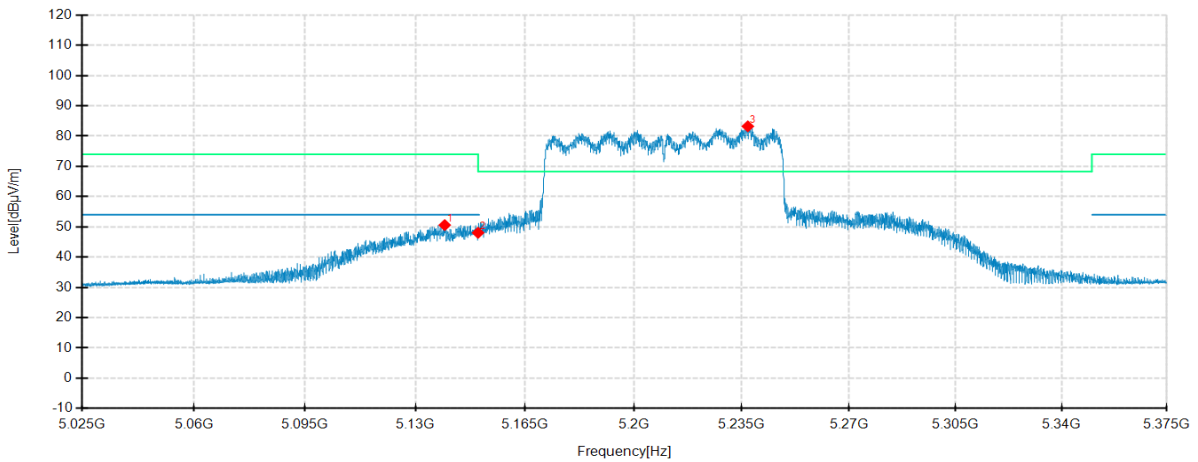
Date: 2024-05-10

Polarity: Horizontal



Detector mode: Average

Polarity: Vertical



No.	Frequency MHz	Reading dBμV/m	Level dBμV/m	Factor dB	Limit dBμV/m	Margin dB	Height cm	Angle °	Pole	Comment
1	5148.4100	55.37	51.45	-3.92	54.00	2.55	200	178	Horizontal	/
2	5150.0000	50.93	47.00	-3.93	54.00	7.00	200	190	Horizontal	/
3	5237.7300	86.60	83.11	-3.49	-	-	200	178	Horizontal	No limit
1	5139.3450	54.56	50.59	-3.97	54.00	3.41	100	115	Vertical	/
2	5150.0000	52.19	48.06	-4.13	54.00	5.94	100	115	Vertical	/
3	5236.9600	87.07	83.22	-3.85	-	-	100	129	Vertical	No limit

**IEEE 802.11ac VHT80 mode ANT2
Highest Channel**

Frequency 5775MHz

Environment: 24.3°C/56%RH/101.0kPa

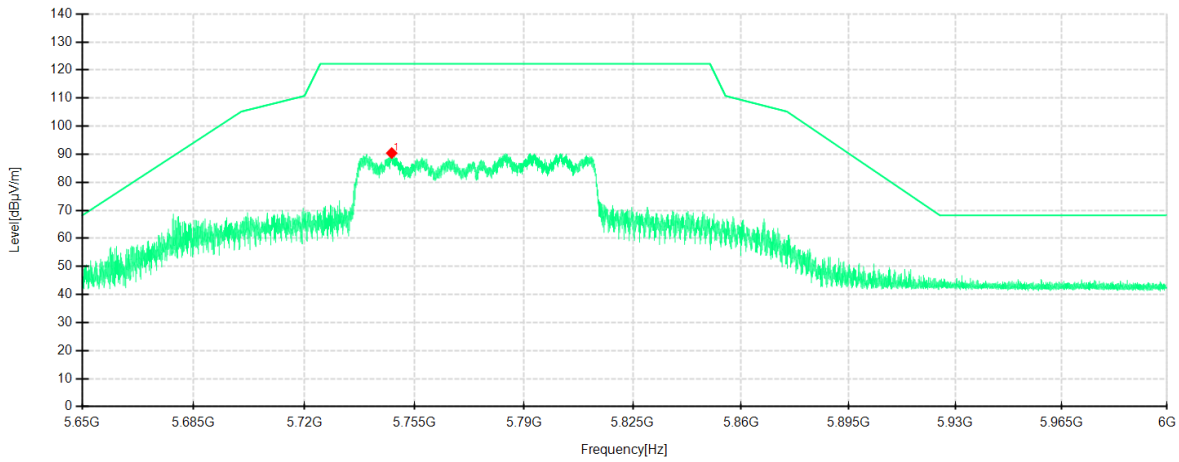
Tested By: Zhang Zishan

Detector mode: Peak

Voltage: DC 12V

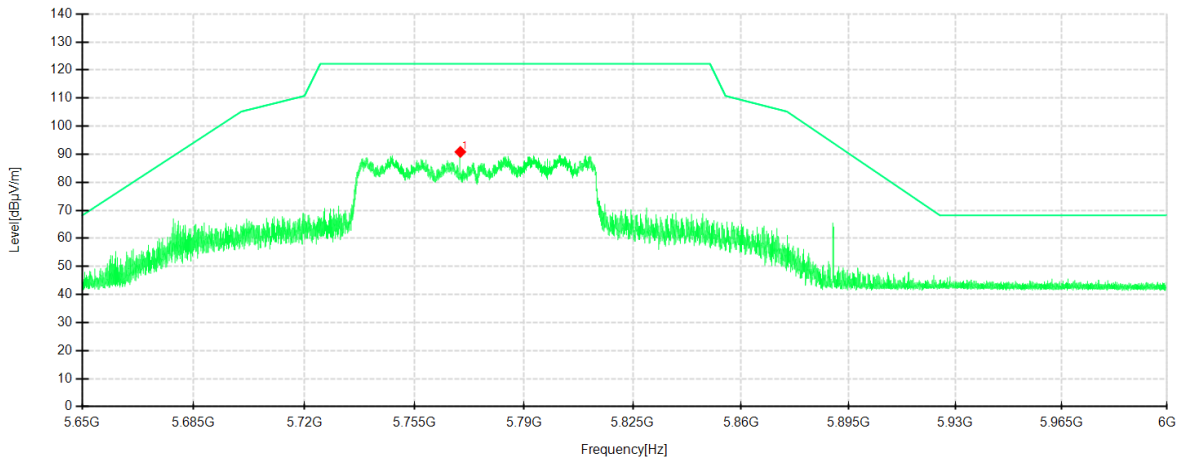
Date: 2024-05-10

Polarity: Horizontal



Detector mode: Peak

Polarity: Vertical



No.	Frequency MHz	Reading dBµV/m	Level dBµV/m	Factor dB	Limit dBµV/m	Margin dB	Height cm	Angle °	Pole	Comment
1	5747.7200	93.06	90.40	-2.66	122.20	31.80	100	277	Horizontal	/
1	5769.6300	93.86	90.83	-3.03	122.20	31.37	200	243	Vertical	/

7. 6dB BANDWIDTH & 26dB BANDWIDTH & 99% OCCUPIED BANDWIDTH

7.1 LIMITS

Band	Frequency (MHz)	Test Item	Limit
U-NII-1	5150-5250	26dB Bandwidth&99% Occupied Bandwidth	N/A
U-NII-2A	5250-5350	26dB Bandwidth&99% Occupied Bandwidth	N/A
U-NII-2C	5470-5725	26dB Bandwidth&99% Occupied Bandwidth	N/A
U-NII-3	5725-5850	6dB Bandwidth&99% Occupied Bandwidth	6dB Bandwidth \geq 500kHz

7.2 TEST PROCEDURES

For 26dB Bandwidth Measurement :

- Connect EUT antenna terminal to the spectrum analyzer with RF cable.
- Spectrum analyzer setting parameters in accordance with table 1.
- Set the EUT transmit continuously with maximum output power.
- Allow trace to stabilize, measure the maximum width of the emission that is 26 dB down from the peak of the emission. Compare this with the RBW setting of the instrument. Readjust RBW and repeat measurement as needed until the RBW/EBW ratio is approximately 1%.
- Repeat above procedures until all modes and channels were measured.
- Record the results in the test report.

For 6dB Bandwidth Measurement :

- Connect EUT antenna terminal to the spectrum analyzer with RF cable.
- Spectrum analyzer setting parameters in accordance with table 2.
- Set the EUT transmit continuously with maximum output power.
- Allow trace to stabilize, measure the maximum width of the emission that is constrained by the frequencies associated with the two outermost amplitude points (upper and lower frequencies) that are attenuated by 6 dB relative to the maximum level measured in the fundamental emission.
- Repeat above procedures until all modes and channels were measured.
- Record the results in the test report.

For 99% Occupied Bandwidth Measurement :

- Connect EUT antenna terminal to the spectrum analyzer with RF cable.
- Spectrum analyzer setting parameters in accordance with table 3.
- Set the EUT transmit continuously with maximum output power.
- Allow trace to stabilize, use the 99% power bandwidth function to measure bandwidth.
- Repeat above procedures until all modes and channels were measured.

Record the results in the test report.

Table 1:

26dB Bandwidth	
Spectrum Parameters	Setting
RBW	approximately 1% of the emission bandwidth
VBW	>RBW
Span	40MHz(20MHz Bandwidth mode) 60MHz(40MHz Bandwidth mode) 120MHz(80MHz Bandwidth mode)
Sweep Time	Auto
Detector	Peak
Trace Mode	Max Hold

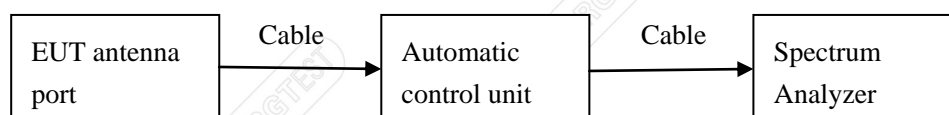
Table 2:

6dB Bandwidth	
Spectrum Parameters	Setting
RBW	100kHz
VBW	300kHz
Span	40MHz(20MHz Bandwidth mode) 60MHz(40MHz Bandwidth mode) 120MHz(80MHz Bandwidth mode)
Sweep Time	Auto
Detector	Peak
Trace Mode	Max Hold

Table 3:

99% Occupied Bandwidth	
Spectrum Parameters	Setting
RBW	1% to 5% of the OBW
VBW	approximately three times the RBW
Span	between 1.5 times and 5.0 times the OBW
Sweep Time	Auto
Detector	Peak
Trace Mode	Max Hold

7.3 TEST SETUP



7.4 TEST RESULTS

Environment: 26.4°C/61%RH 101.0kPa
 Tested By: Huang Tianmei

Voltage:DC 12V
 Date: 2023-11-28

6dB Bandwidth

TestMode	Antenna	Freq(MHz)	6dB EBW [MHz]	FL[MHz]	FH[MHz]	Limit[MHz]	Verdict
IEEE 802.11a	Ant2	5745	16.56	5736.72	5753.28	0.5	PASS
		5785	16.32	5776.84	5793.16	0.5	PASS
		5825	16.32	5816.84	5833.16	0.5	PASS
IEEE 802.11n HT20	Ant2	5745	17.36	5736.44	5753.80	0.5	PASS
		5785	17.04	5776.48	5793.52	0.5	PASS
		5825	17.08	5816.44	5833.52	0.5	PASS
IEEE 802.11n HT40	Ant2	5755	34.56	5738.36	5772.92	0.5	PASS
		5795	35.52	5777.40	5812.92	0.5	PASS
IEEE 802.11ac VHT20	Ant2	5745	17.28	5736.48	5753.76	0.5	PASS
		5785	17.56	5776.24	5793.80	0.5	PASS
		5825	17.52	5816.24	5833.76	0.5	PASS
IEEE 802.11ac VHT40	Ant2	5755	35.92	5737.24	5773.16	0.5	PASS
		5795	35.52	5777.24	5812.76	0.5	PASS
IEEE 802.11ac VHT80	Ant2	5775	75.20	5737.40	5812.60	0.5	PASS

—Blank space below this page—

26dB Bandwidth

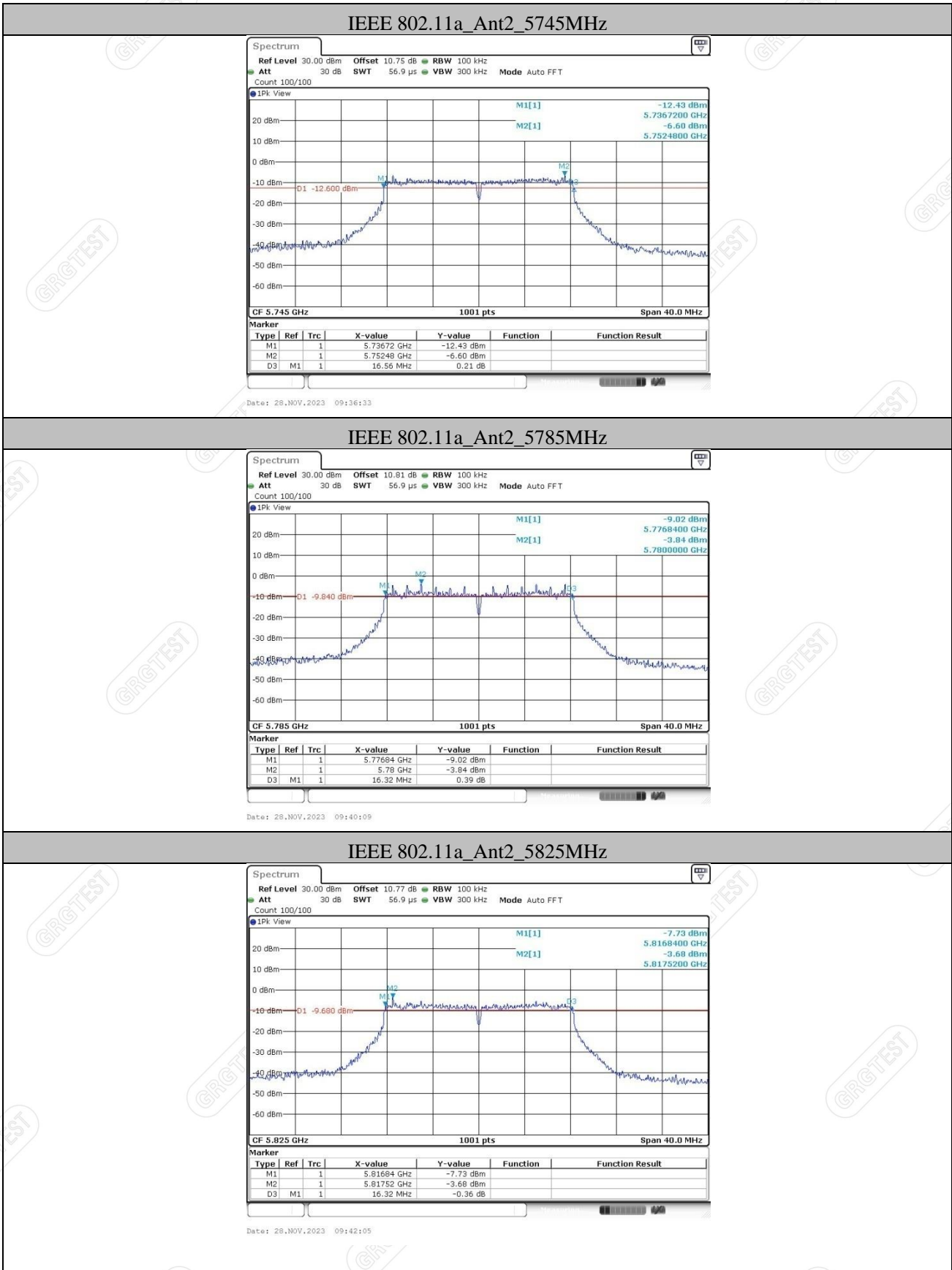
TestMode	Antenna	Freq(MHz)	26dB EBW [MHz]	FL[MHz]	FH[MHz]	Limit[MHz]	Verdict
IEEE 802.11a	Ant2	5180	20.96	5169.40	5190.36	---	---
		5200	21.28	5189.36	5210.64	---	---
		5240	21.12	5229.40	5250.52	---	---
IEEE 802.11n HT20	Ant2	5180	22.04	5169.24	5191.28	---	---
		5200	21.32	5189.44	5210.76	---	---
		5240	21.72	5229.44	5251.16	---	---
IEEE 802.11n HT40	Ant2	5190	42.72	5168.64	5211.36	---	---
		5230	42.88	5208.64	5251.52	---	---
IEEE 802.11ac VHT20	Ant2	5180	21.76	5169.24	5191.00	---	---
		5200	21.48	5189.28	5210.76	---	---
		5240	21.32	5229.40	5250.72	---	---
IEEE 802.11ac VHT40	Ant2	5190	42.48	5168.64	5211.12	---	---
		5230	43.04	5208.80	5251.84	---	---
IEEE 802.11ac VHT80	Ant2	5210	80.96	5170.16	5251.12	---	---

—Blank space below this page—

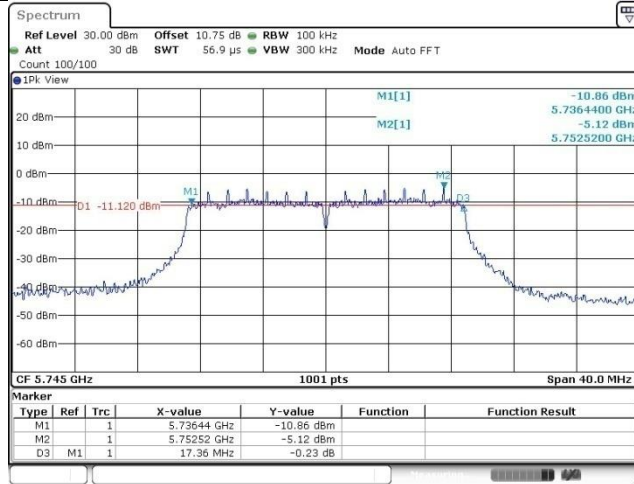
99% OCCUPIED BANDWIDTH

TestMode	Antenna	Freq(MHz)	OCB [MHz]	FL[MHz]	FH[MHz]	Limit[MHz]	Verdict
IEEE 802.11a	Ant2	5180	17.423	5171.2887	5188.7113	---	---
		5200	17.542	5191.2088	5208.7512	---	---
		5240	17.223	5231.3686	5248.5914	---	---
		5745	17.502	5736.3287	5753.8312	---	---
		5785	17.183	5776.3287	5793.5115	---	---
		5825	17.223	5816.5684	5833.7912	---	---
IEEE 802.11n HT20	Ant2	5180	18.142	5171.0090	5189.1508	---	---
		5200	18.262	5190.8891	5209.1508	---	---
		5240	18.102	5231.0090	5249.1109	---	---
		5745	18.062	5735.9291	5753.9910	---	---
		5785	18.142	5776.0090	5794.1508	---	---
		5825	18.262	5816.0090	5834.2707	---	---
IEEE 802.11n HT40	Ant2	5190	36.683	5171.6983	5208.3816	---	---
		5230	36.923	5211.6983	5248.6214	---	---
		5755	37.163	5736.6983	5773.8611	---	---
		5795	36.603	5776.8581	5813.4615	---	---
IEEE 802.11ac VHT20	Ant2	5180	18.182	5170.8492	5189.0310	---	---
		5200	18.102	5190.8891	5208.9910	---	---
		5240	18.342	5230.8891	5249.2308	---	---
		5745	18.342	5735.8092	5754.1508	---	---
		5785	18.222	5775.8092	5794.0310	---	---
		5825	18.142	5815.8891	5834.0310	---	---
IEEE 802.11ac VHT40	Ant2	5190	36.763	5171.6983	5208.4615	---	---
		5230	36.843	5211.7782	5248.6214	---	---
		5755	36.923	5736.6184	5773.5415	---	---
		5795	36.603	5776.8581	5813.4615	---	---
IEEE 802.11ac VHT80	Ant2	5210	76.563	5171.7982	5248.3616	---	---
		5775	77.363	5736.7982	5814.1608	---	---

Test Graphs
6dB Bandwidth

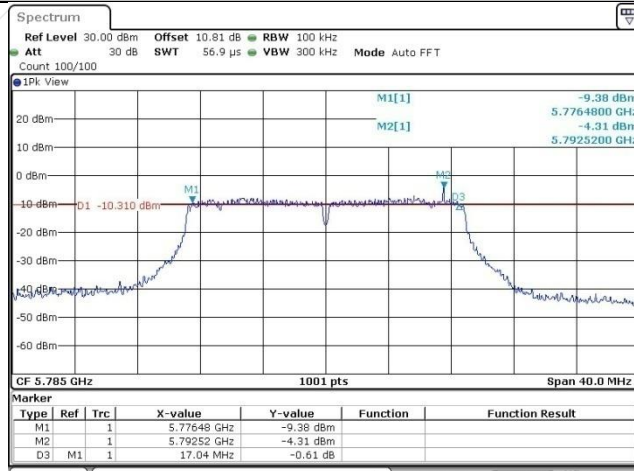


IEEE 802.11n HT20_Ant2_5745MHz



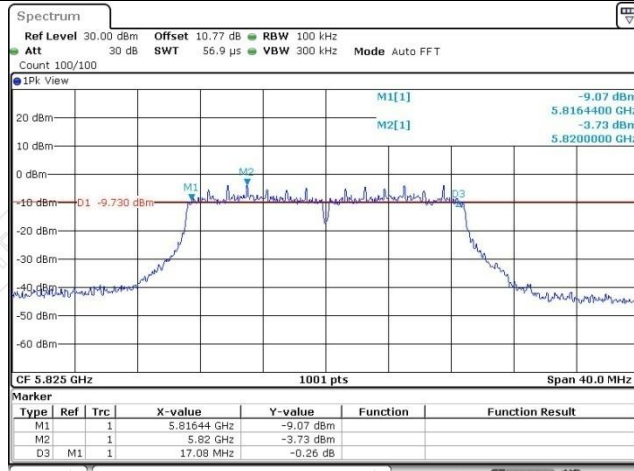
Date: 28.NOV.2023 09:51:47

IEEE 802.11n HT20_Ant2_5785MHz



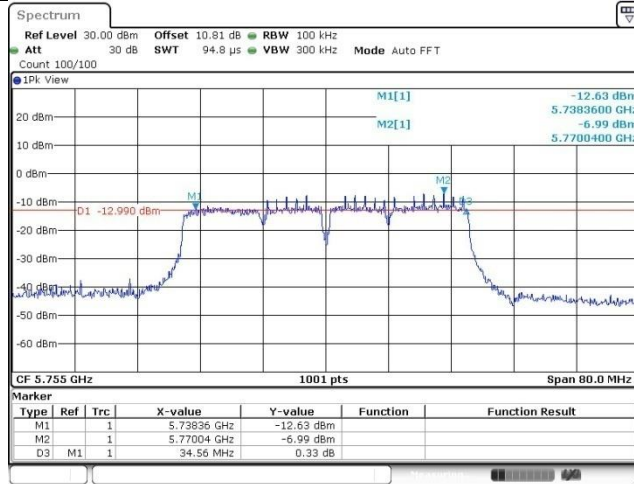
Date: 28.NOV.2023 09:53:34

IEEE 802.11n HT20_Ant2_5825MHz



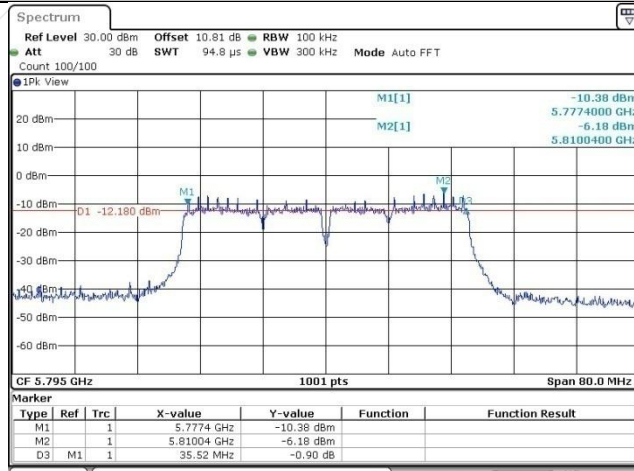
Date: 28.NOV.2023 10:03:48

IEEE 802.11n HT40_Ant2_5755MHz



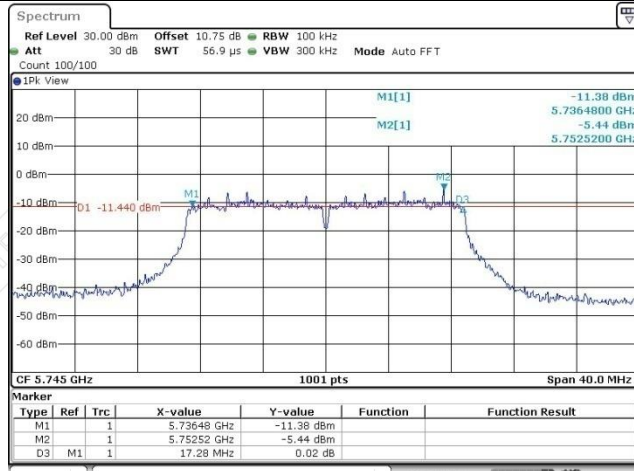
Date: 28.NOV.2023 10:09:07

IEEE 802.11n HT40_Ant2_5795MHz



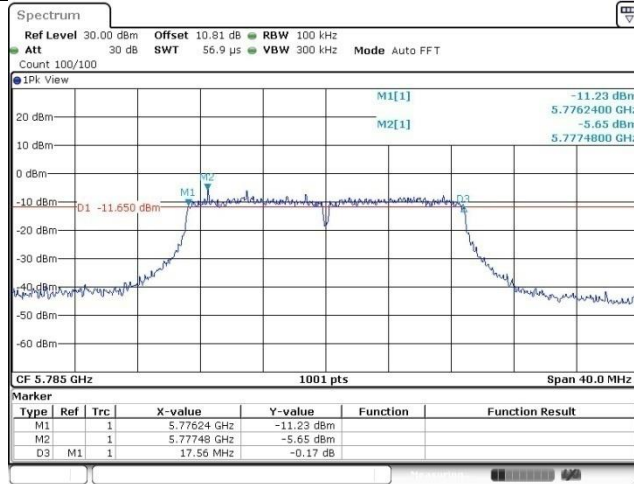
Date: 28.NOV.2023 10:10:51

IEEE 802.11ac VHT20_Ant2_5745MHz



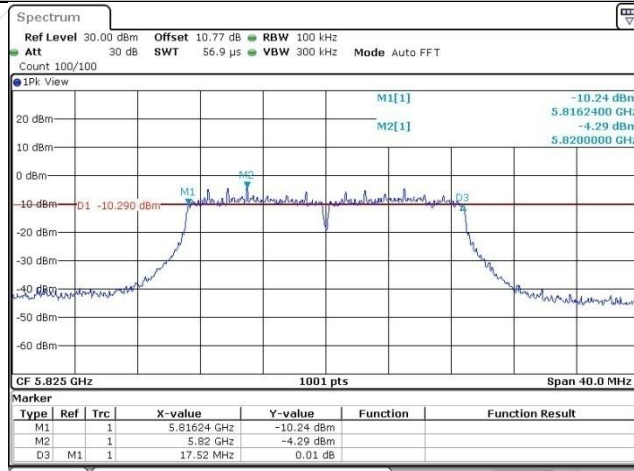
Date: 28.NOV.2023 10:16:01

IEEE 802.11ac VHT20_Ant2_5785MHz



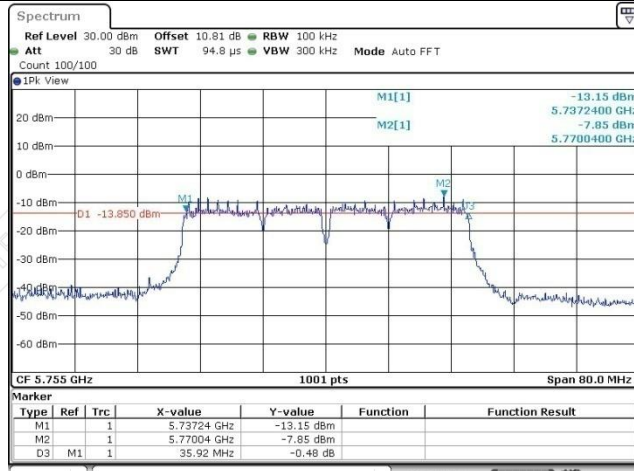
Date: 28.NOV.2023 10:17:10

IEEE 802.11ac VHT20_Ant2_5825MHz



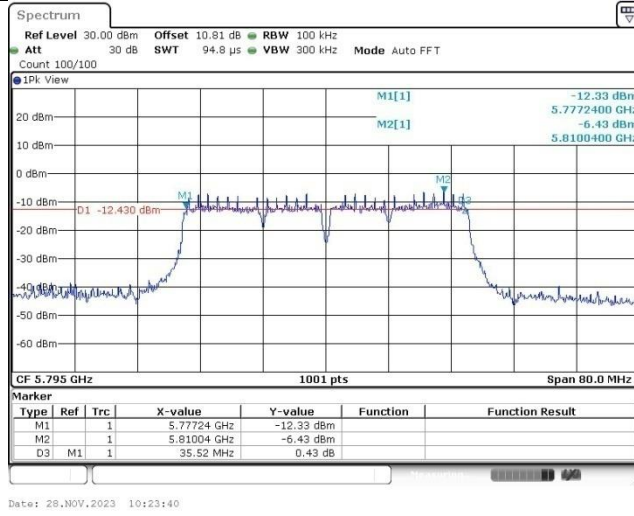
Date: 28.NOV.2023 10:18:19

IEEE 802.11ac VHT40_Ant2_5755MHz

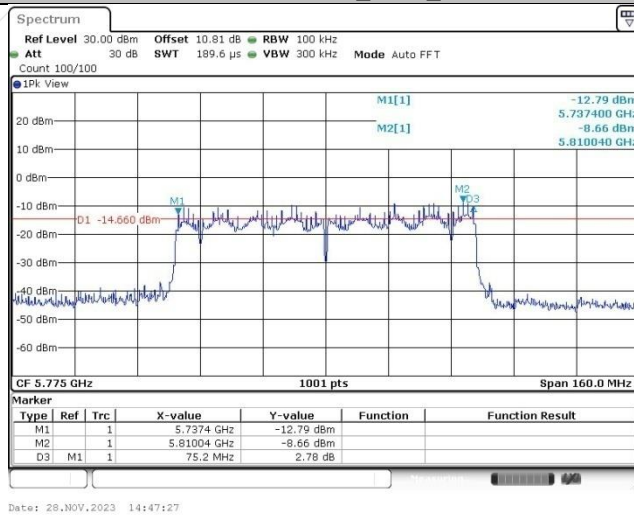


Date: 28.NOV.2023 10:22:34

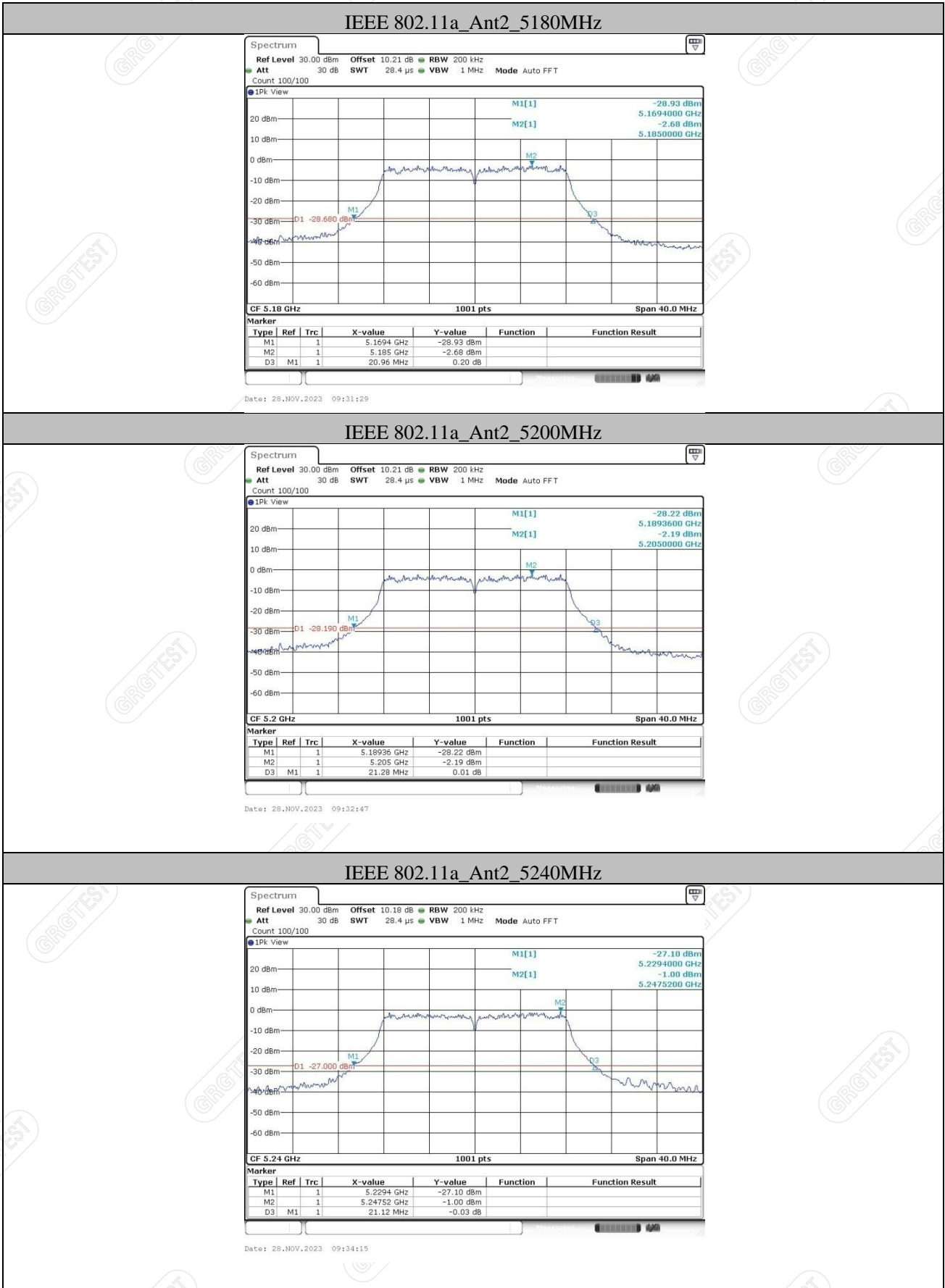
IEEE 802.11ac VHT40_Ant2_5795MHz



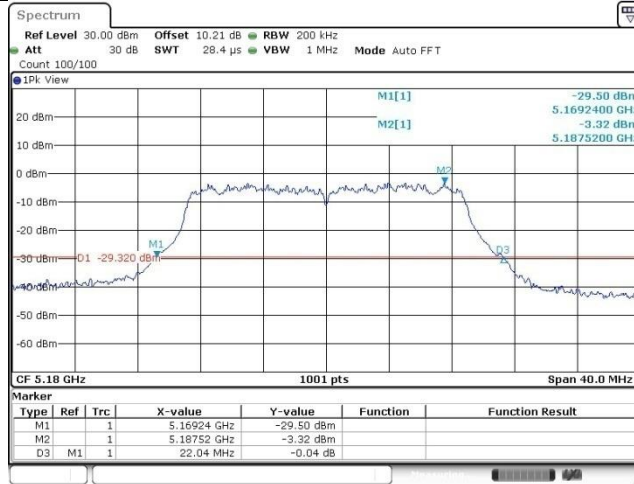
IEEE 802.11ac VHT80_Ant2_5775MHz



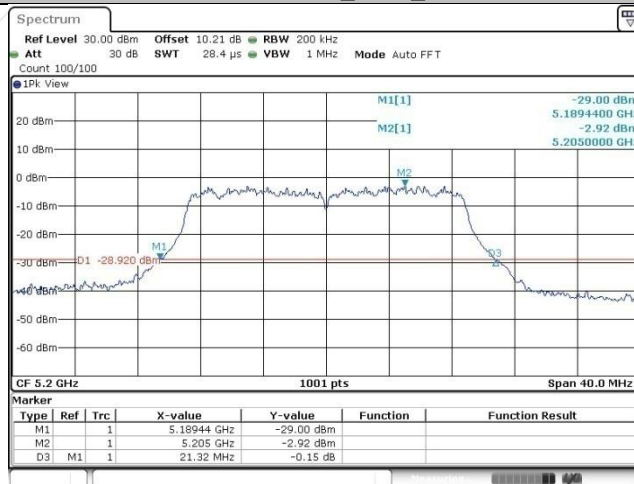
26dB Bandwidth



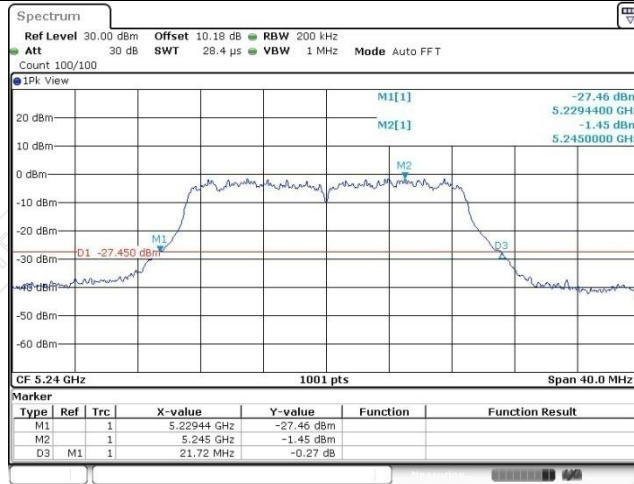
IEEE 802.11n HT20_Ant2_5180MHz



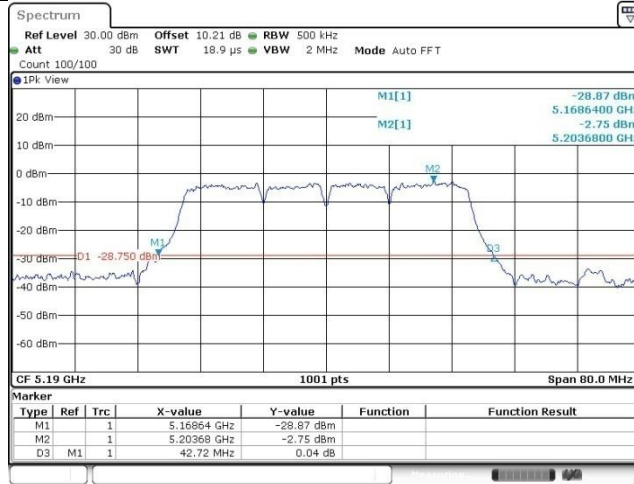
IEEE 802.11n HT20_Ant2_5200MHz



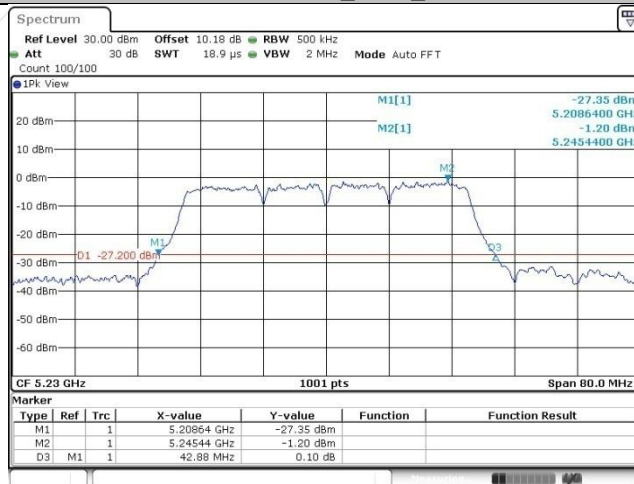
IEEE 802.11n HT20_Ant2_5240MHz



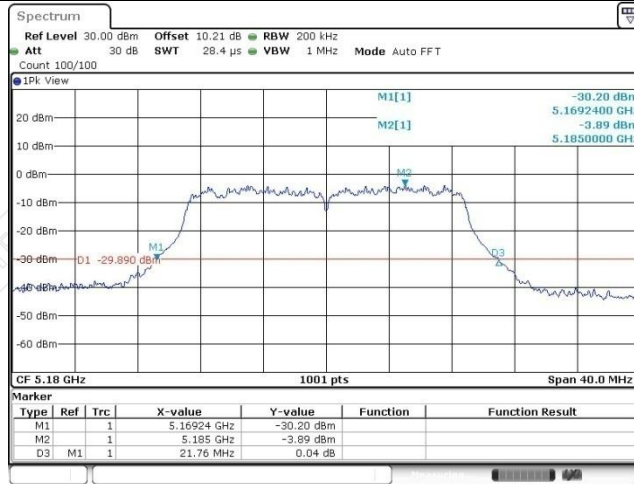
IEEE 802.11n HT40_Ant2_5190MHz



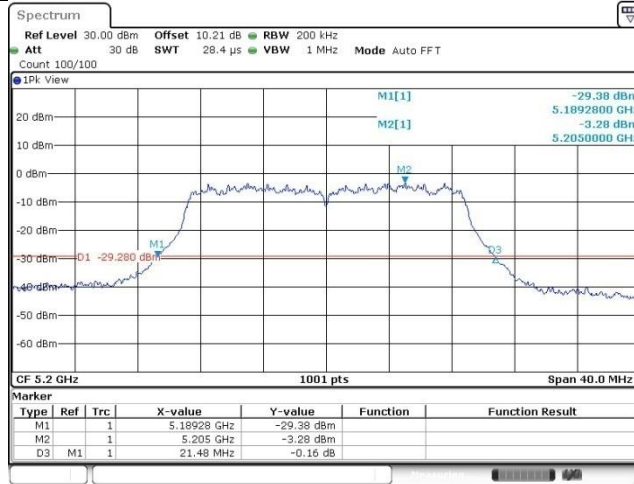
IEEE 802.11n HT40_Ant2_5230MHz



IEEE 802.11ac VHT20_Ant2_5180MHz

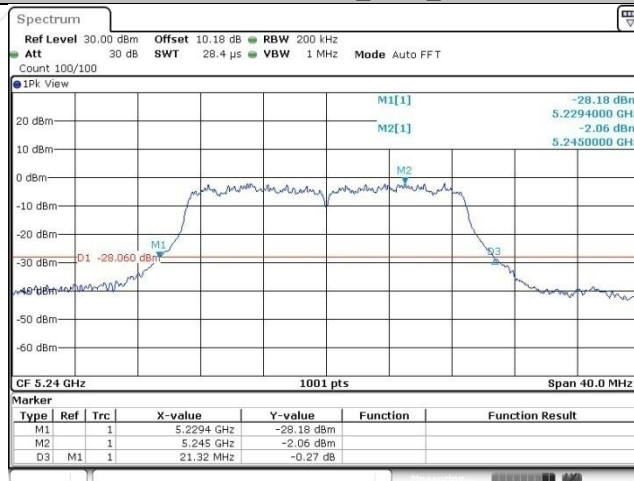


IEEE 802.11ac VHT20_Ant2_5200MHz



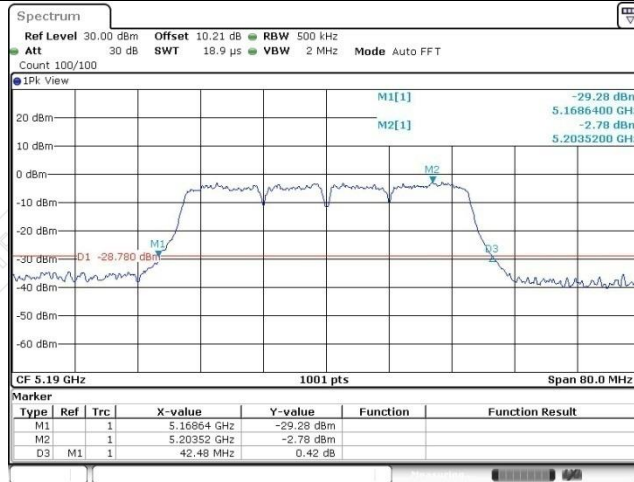
Date: 28.NOV.2023 10:13:41

IEEE 802.11ac VHT20_Ant2_5240MHz



Date: 28.NOV.2023 10:14:52

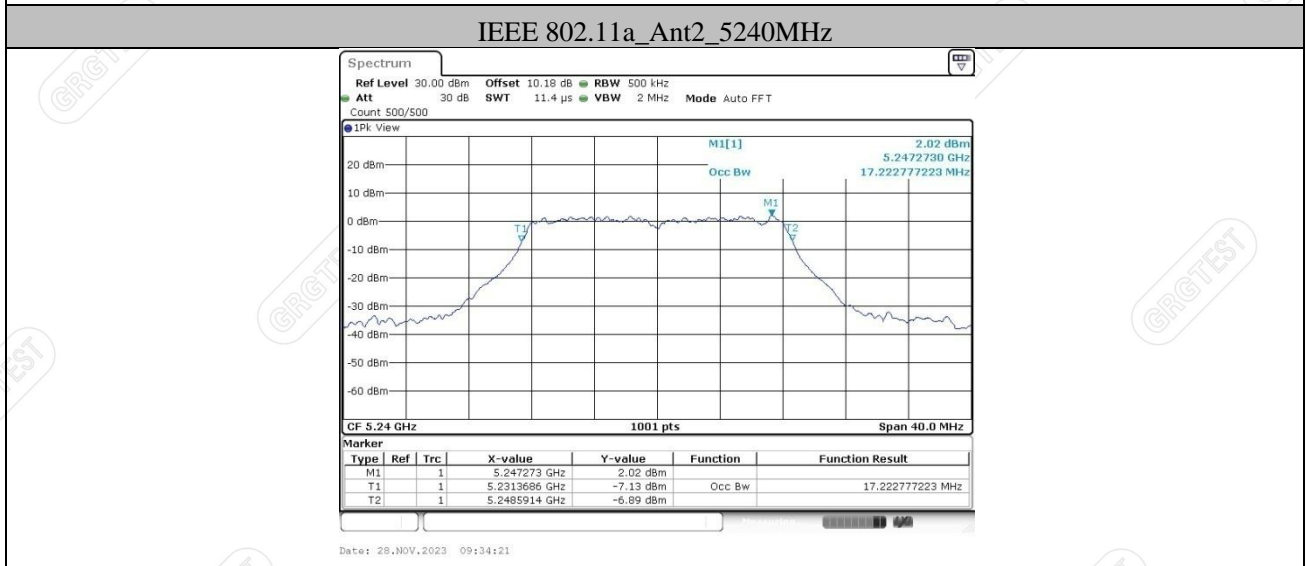
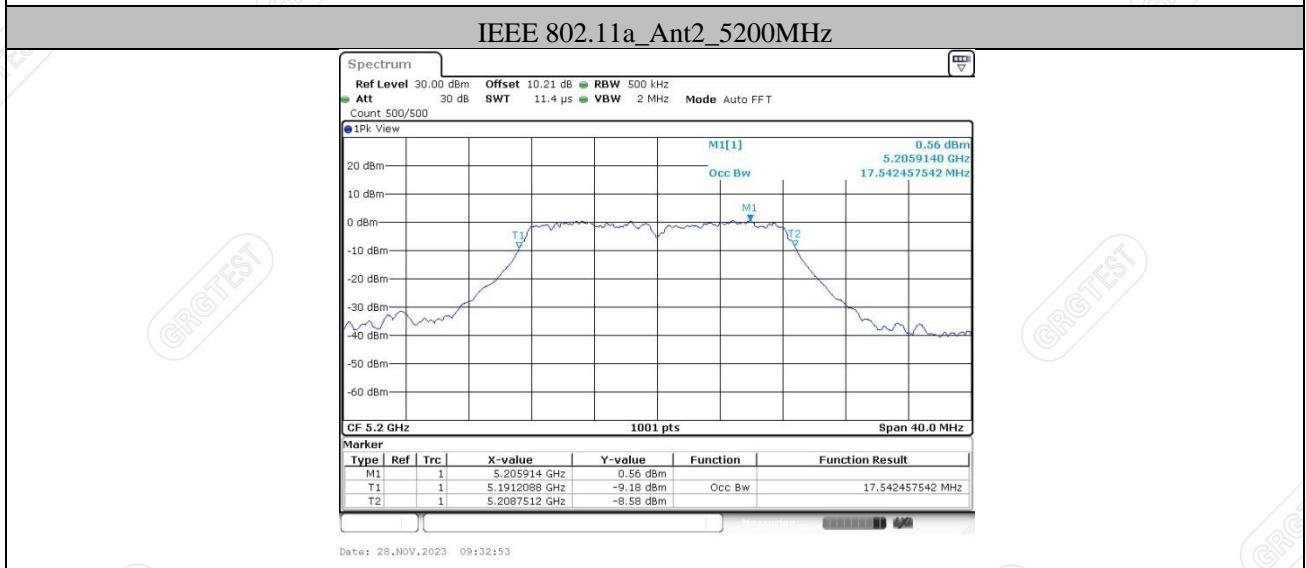
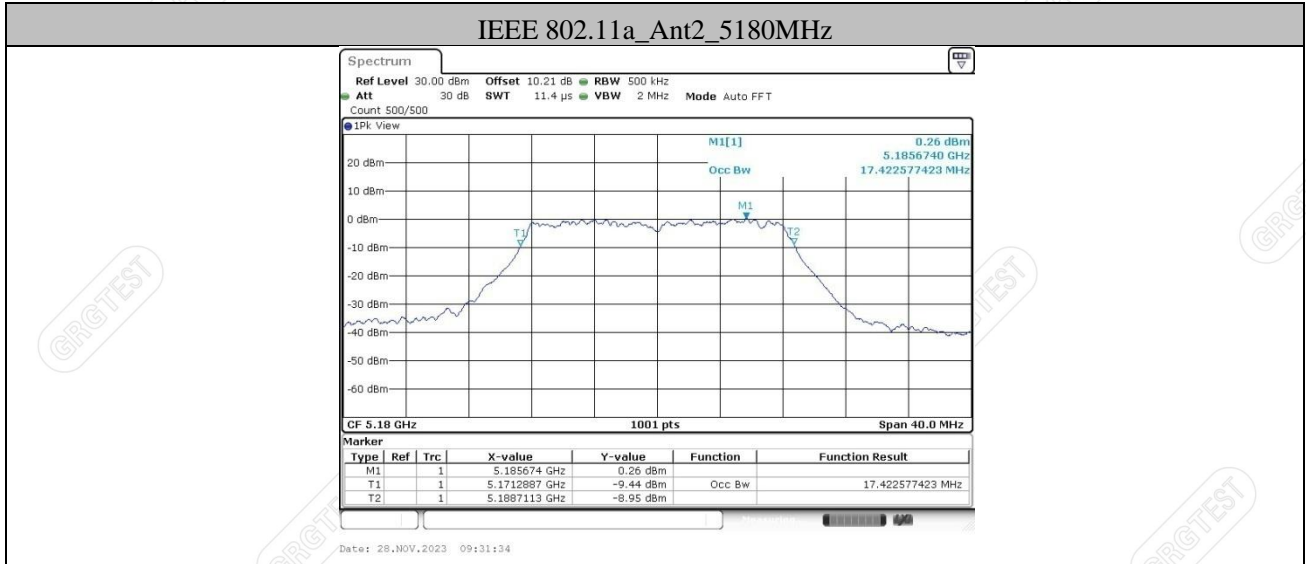
IEEE 802.11ac VHT40_Ant2_5190MHz



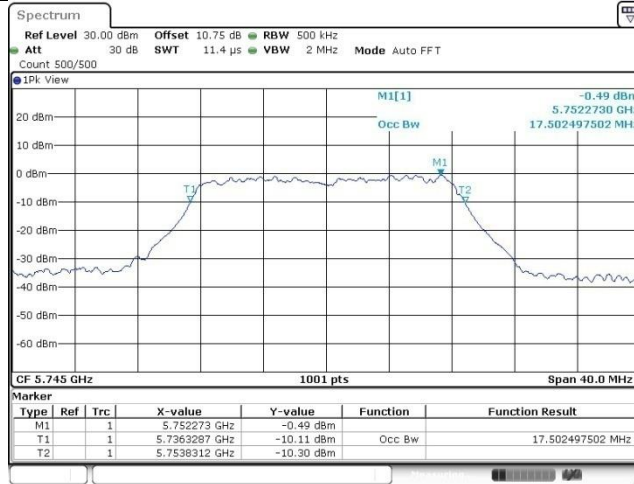
Date: 28.NOV.2023 10:20:18



99% OCCUPIED BANDWIDTH

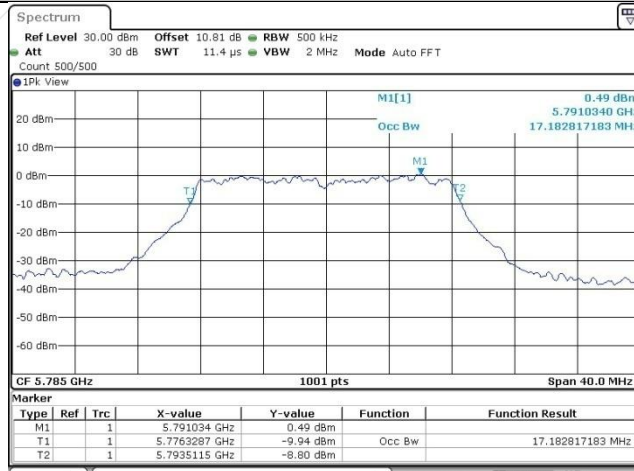


IEEE 802.11a_Ant2_5745MHz



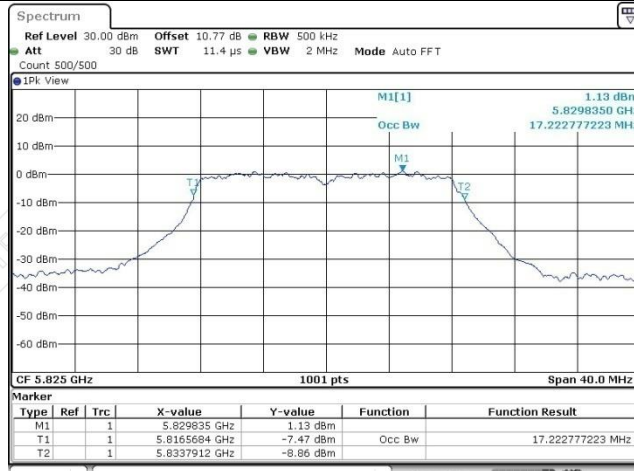
Date: 28.NOV.2023 09:36:38

IEEE 802.11a_Ant2_5785MHz



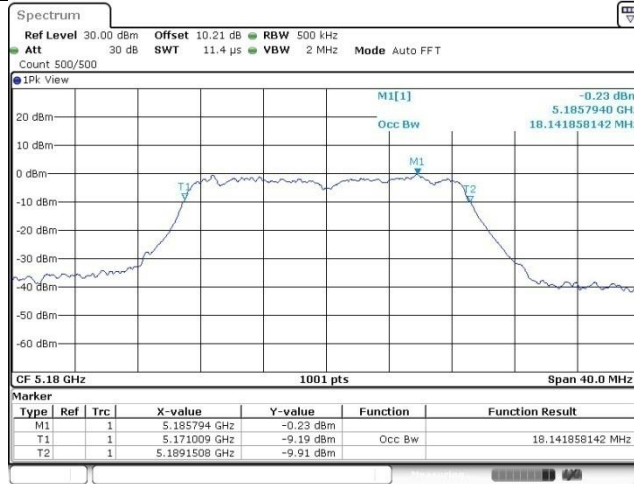
Date: 28.NOV.2023 09:40:14

IEEE 802.11a_Ant2_5825MHz



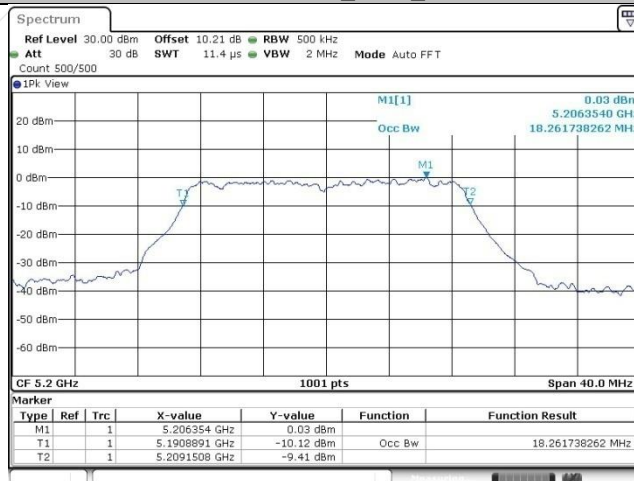
Date: 28.NOV.2023 09:42:10

IEEE 802.11n HT20_Ant2_5180MHz



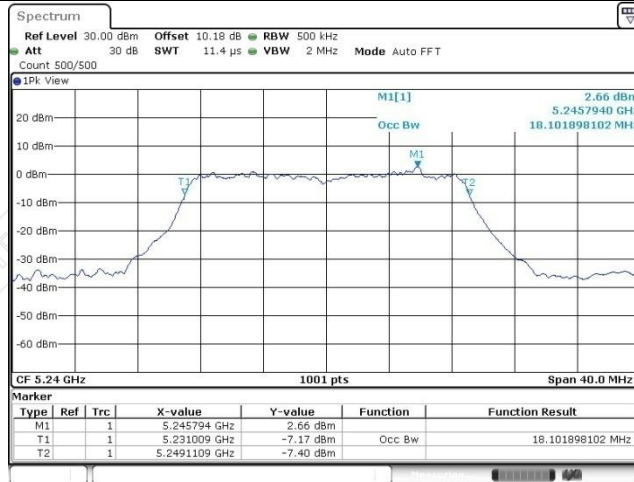
Date: 28.NOV.2023 09:46:01

IEEE 802.11n HT20_Ant2_5200MHz



Date: 28.NOV.2023 09:47:55

IEEE 802.11n HT20_Ant2_5240MHz



Date: 28.NOV.2023 09:50:08