

## Appendix I for GSM1900

### 1. Effective (Isotropic) Radiated Power Output Data

#### 1.1 Test Result

Test Band: PCS1900											
Test Mode		Conducted Power (dBm)			Antenna gain		EIRP(dBm)			Limit (dBm)	Verdict
		LCH	MCH	HCH	(dBd)	(dBi)	LCH	MCH	HCH		
EGPRS	1 TX Slot	17.97	17.89	18.35	/	3.27	21.24	21.16	21.62	33.01	PASS
	2 TX Slots	17.96	17.87	18.31	/	3.27	21.23	21.14	21.58	33.01	PASS
	3 TX Slots	17.94	17.86	18.30	/	3.27	21.21	21.13	21.57	33.01	PASS
	4 TX Slots	17.83	17.84	18.31	/	3.27	21.10	21.11	21.58	33.01	PASS
GPRS	1 TX Slot	17.77	17.68	17.90	/	3.27	21.04	20.95	21.17	33.01	PASS
	2 TX Slots	17.74	17.66	17.89	/	3.27	21.01	20.93	21.16	33.01	PASS
	3 TX Slots	17.71	17.64	17.86	/	3.27	20.98	20.91	21.13	33.01	PASS
	4 TX Slots	17.67	17.60	17.83	/	3.27	20.94	20.87	21.10	33.01	PASS

Note:  
 1) dBd = dBi - 2.15  
 2) EIRP = Conducted output power + Antenna gain (dBi)

### 2. Frequency stability

#### 2.1 Test Result

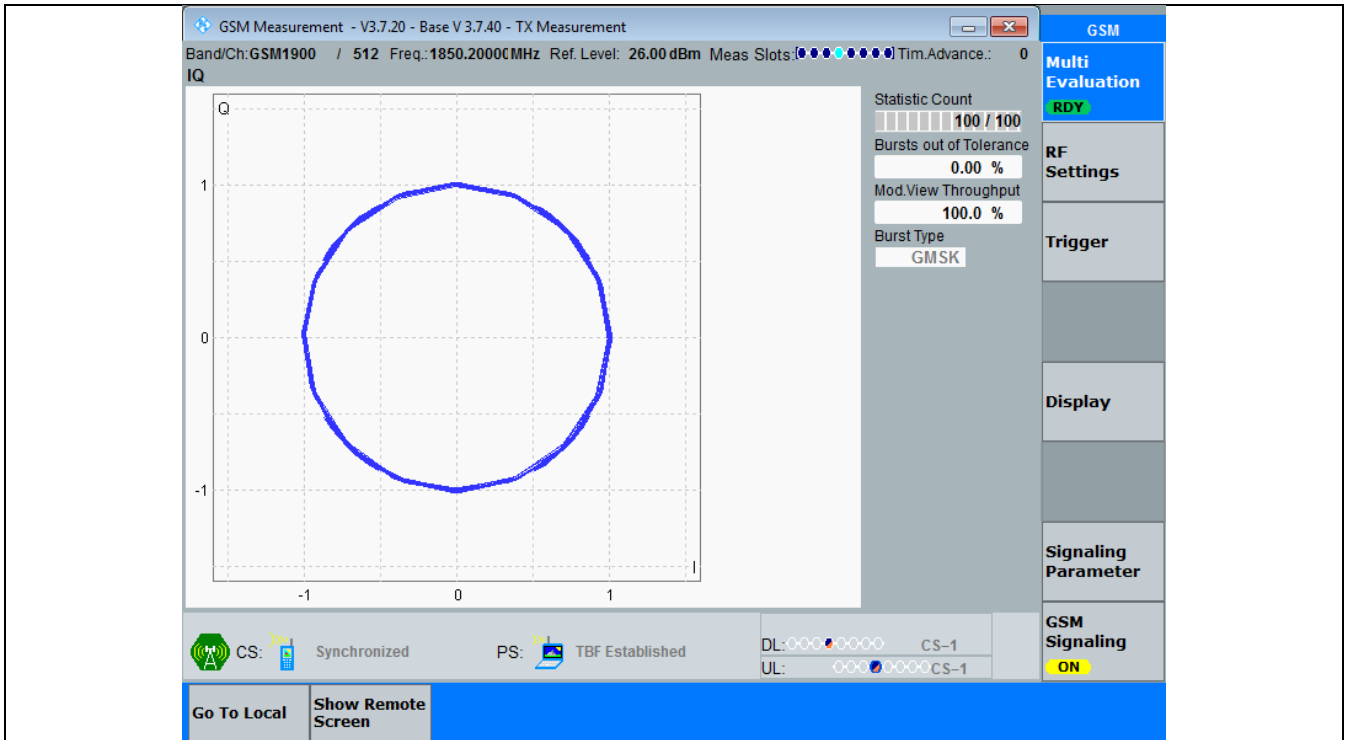
Test Band: PCS1900 (Frequency Error VS. Voltage)										
Test Mode	Test Temp.	Test Volt.	Freq. Error (Hz)			Freq. vs. rated (ppm)			Limit (ppm)	Verdict
			LCH	MCH	HCH	LCH	MCH	HCH		
EGPRS	NT	LV	6.0000	13.0000	11.0000	0.0035	0.0074	0.0063	2.50	PASS
		NV	11.0000	8.0000	-8.0000	0.0061	0.0046	-0.0046	2.50	PASS
		HV	11.0000	12.0000	4.0000	0.0063	0.0066	0.0023	2.50	PASS
GPRS	NT	LV	13.0000	16.0000	14.0000	0.0072	0.0088	0.0077	2.50	PASS
		NV	22.0000	10.0000	12.0000	0.0123	0.0057	0.0066	2.50	PASS
		HV	17.0000	16.0000	13.0000	0.0095	0.0087	0.0073	2.50	PASS

Test Band: PCS1900 (Frequency Error VS. Temperature)										
Test Mode	Test Volt.	Test Temp.	Freq. Error (Hz)			Freq. vs. rated (ppm)			Limit (ppm)	Verdict
			LCH	MCH	HCH	LCH	MCH	HCH		
EGPRS	NV	-30.00	15.0000	10.0000	8.0000	0.0085	0.0058	0.0046	2.50	PASS
		-20.00	14.0000	10.0000	7.0000	0.0079	0.0053	0.0039	2.50	PASS
		-10.00	9.0000	14.0000	7.0000	0.0051	0.0080	0.0038	2.50	PASS
		0.00	12.0000	3.0000	10.0000	0.0066	0.0018	0.0057	2.50	PASS
		10.00	8.0000	11.0000	18.0000	0.0044	0.0061	0.0094	2.50	PASS
		20.00	14.0000	14.0000	19.0000	0.0079	0.0075	0.0101	2.50	PASS
		30.00	12.0000	10.0000	19.0000	0.0070	0.0055	0.0100	2.50	PASS
		40.00	13.0000	8.0000	2.0000	0.0074	0.0047	0.0012	2.50	PASS
		50.00	13.0000	6.0000	-7.0000	0.0074	0.0033	-0.0038	2.50	PASS
GPRS	NV	-30.00	22.0000	9.0000	12.0000	0.0123	0.0050	0.0065	2.50	PASS
		-20.00	16.0000	8.0000	14.0000	0.0090	0.0043	0.0074	2.50	PASS
		-10.00	14.0000	17.0000	13.0000	0.0080	0.0094	0.0071	2.50	PASS
		0.00	13.0000	24.0000	22.0000	0.0075	0.0129	0.0117	2.50	PASS
		10.00	20.0000	6.0000	11.0000	0.0108	0.0036	0.0062	2.50	PASS
		20.00	21.0000	0.0000	4.0000	0.0114	0.0001	0.0025	2.50	PASS
	30.00	21.0000	21.0000	15.0000	0.0117	0.0113	0.0080	2.50	PASS	

		40.00	20.0000	19.0000	17.0000	0.0111	0.0102	0.0092	2.50	PASS
		50.00	16.0000	13.0000	27.0000	0.0087	0.0072	0.0143	2.50	PASS

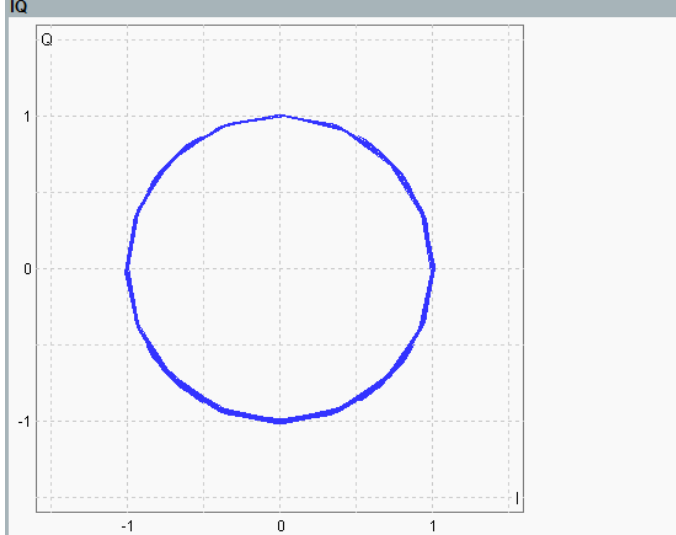
### 3. Modulation Characteristics

#### 3.1 Test Graph



GSM Measurement - V3.7.20 - Base V 3.7.40 - TX Measurement

Band/Ch: GSM1900 / 661 Freq.: 1880.0000 MHz Ref. Level: 26.00 dBm Meas Slots: [Progress Bar] Tim. Advance.: 0



Statistic Count  
[Progress Bar] 100 / 100  
Bursts out of Tolerance  
0.00 %  
Mod.View Throughput  
100.0 %  
Burst Type  
GMSK

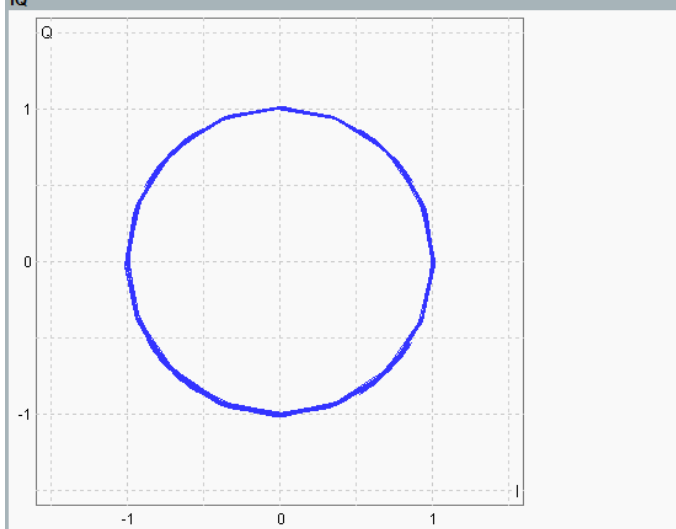
- GSM
- Multi Evaluation RDY
- RF Settings
- Trigger
- Display
- Signaling Parameter
- GSM Signaling ON

CS: [Icon] Synchronized PS: [Icon] TBF Established DL: [Progress Bar] CS-1 UL: [Progress Bar] CS-1

Go To Local Show Remote Screen

GSM Measurement - V3.7.20 - Base V 3.7.40 - TX Measurement

Band/Ch: GSM1900 / 810 Freq.: 1909.8000 MHz Ref. Level: 26.00 dBm Meas Slots: [Progress Bar] Tim. Advance.: 0



Statistic Count  
[Progress Bar] 100 / 100  
Bursts out of Tolerance  
0.00 %  
Mod.View Throughput  
100.0 %  
Burst Type  
GMSK

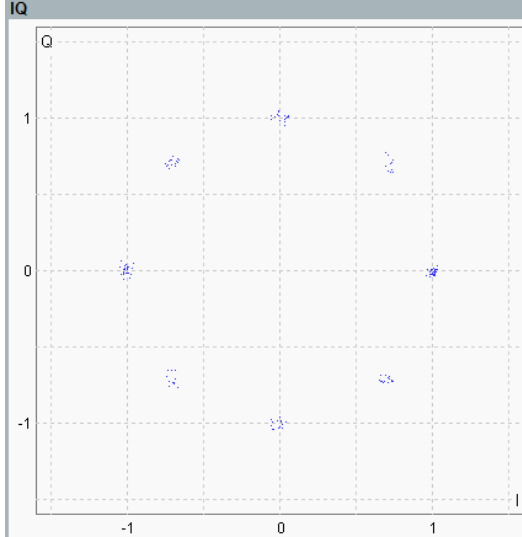
- GSM
- Multi Evaluation RDY
- RF Settings
- Trigger
- Display
- Signaling Parameter
- GSM Signaling ON

CS: [Icon] Synchronized PS: [Icon] TBF Established DL: [Progress Bar] CS-1 UL: [Progress Bar] CS-1

Go To Local Show Remote Screen

GSM Measurement - V3.7.20 - Base V 3.7.40 - TX Measurement

Band/Ch: GSM1900 / 512 Freq.: 1850.20000MHz Ref. Level: 26.00 dBm Meas Slots: [Progress Bar] Tim.Advance.: 0



Statistic Count  
[Progress Bar] 100 / 100  
Bursts out of Tolerance  
0.00 %  
Mod.View Throughput  
100.0 %  
Burst Type  
8PSK

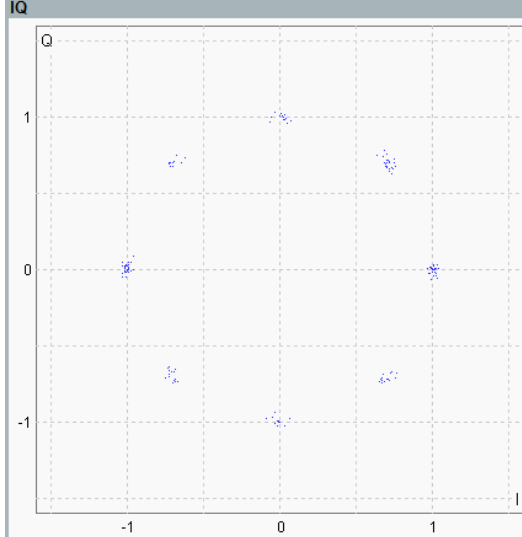
- GSM
- Multi Evaluation RDY
- RF Settings
- Trigger
- Display
- Signaling Parameter
- GSM Signaling ON

CS: Synchronized PS: TBF Established DL: [Progress Bar] MCS-9 UL: [Progress Bar] MCS-9

Go To Local Show Remote Screen

GSM Measurement - V3.7.20 - Base V 3.7.40 - TX Measurement

Band/Ch: GSM1900 / 661 Freq.: 1880.00000MHz Ref. Level: 26.00 dBm Meas Slots: [Progress Bar] Tim.Advance.: 0

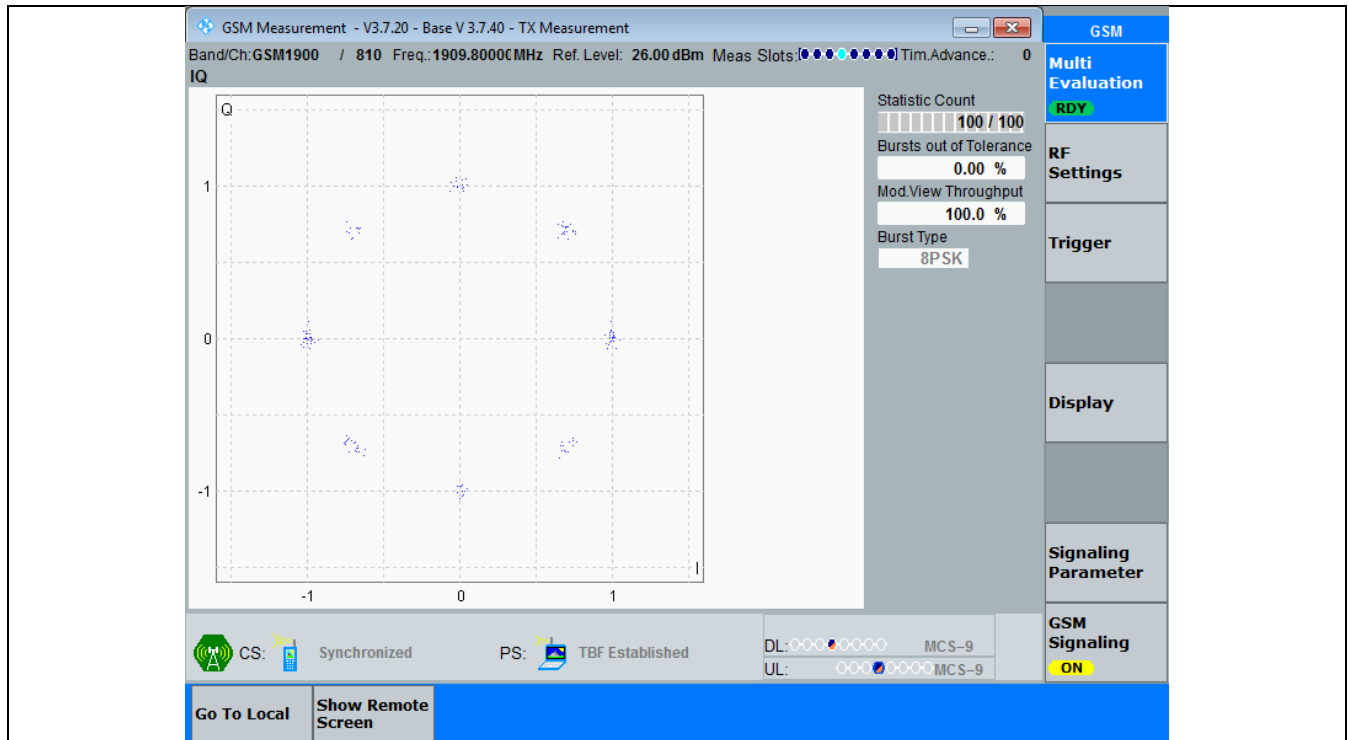


Statistic Count  
[Progress Bar] 100 / 100  
Bursts out of Tolerance  
0.00 %  
Mod.View Throughput  
100.0 %  
Burst Type  
8PSK

- GSM
- Multi Evaluation RDY
- RF Settings
- Trigger
- Display
- Signaling Parameter
- GSM Signaling ON

CS: Synchronized PS: TBF Established DL: [Progress Bar] MCS-9 UL: [Progress Bar] MCS-9

Go To Local Show Remote Screen

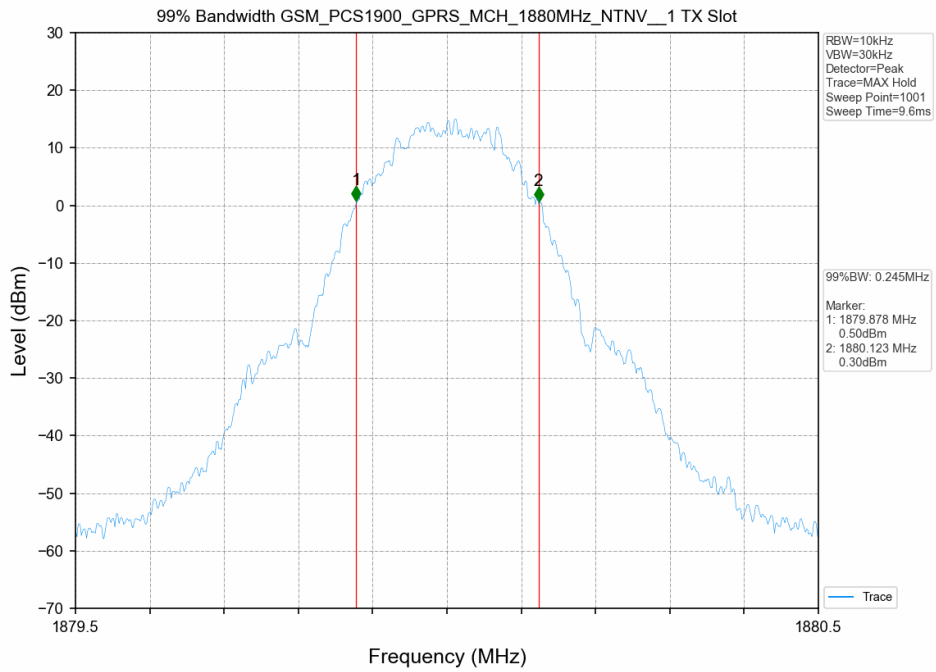
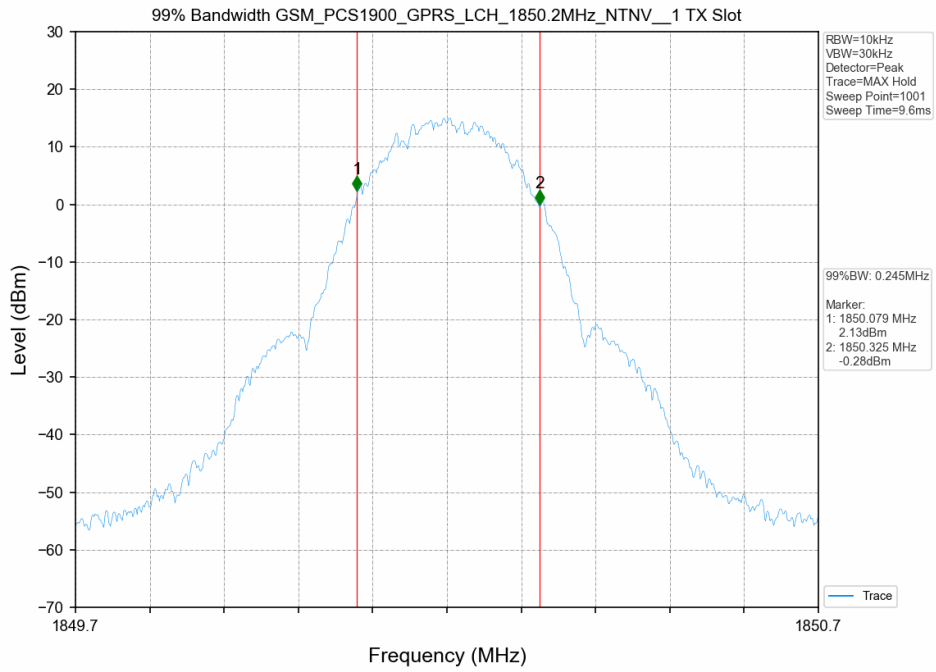


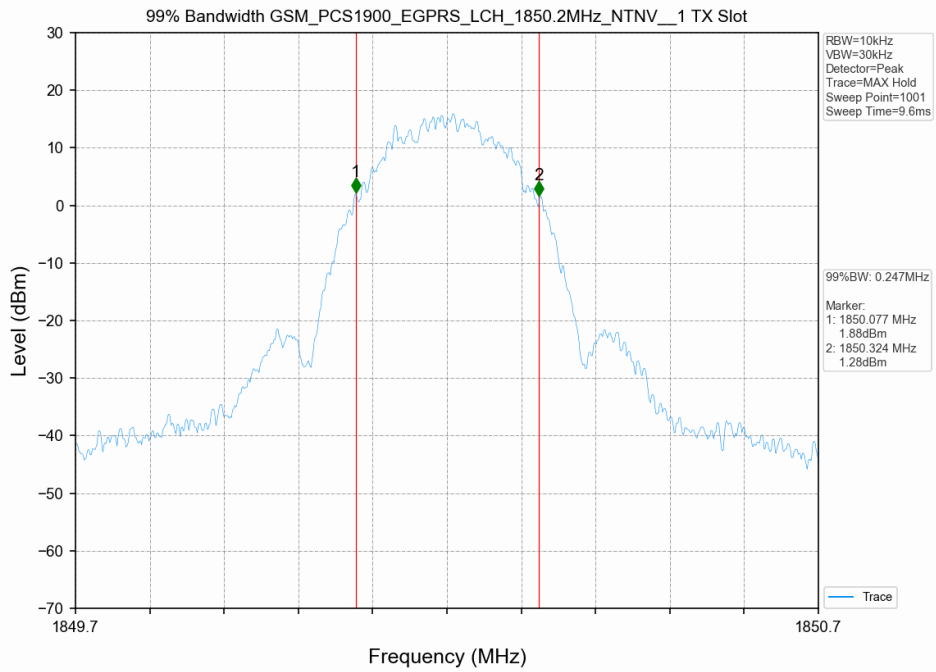
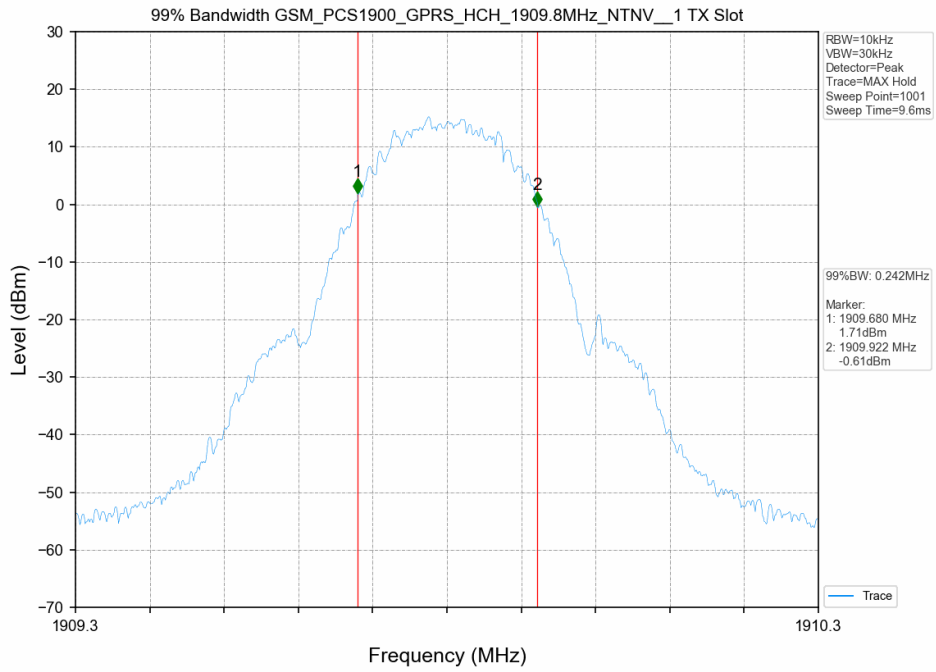
## 4. 99% & 26dB Bandwidth

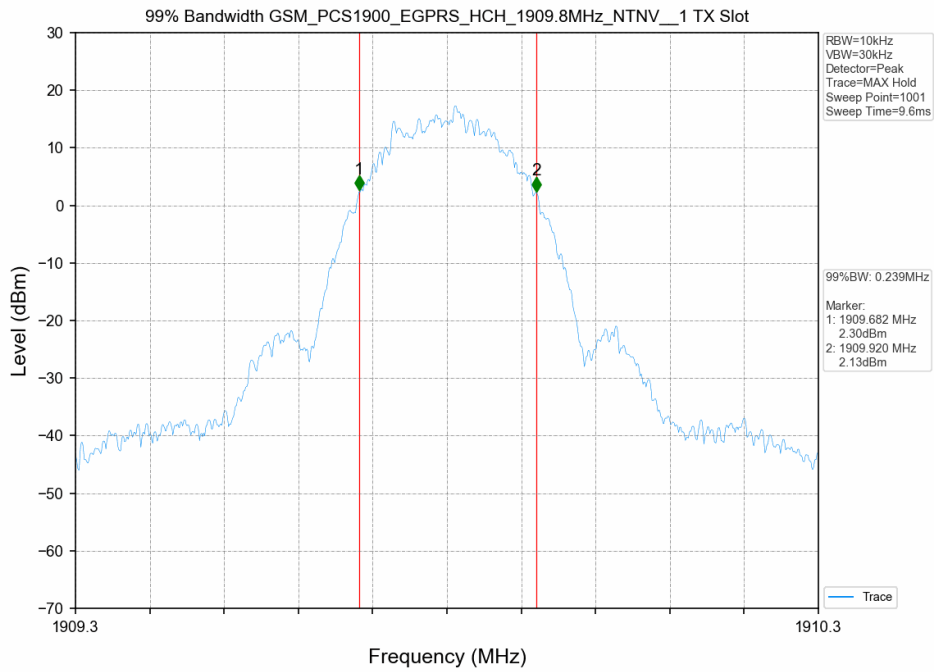
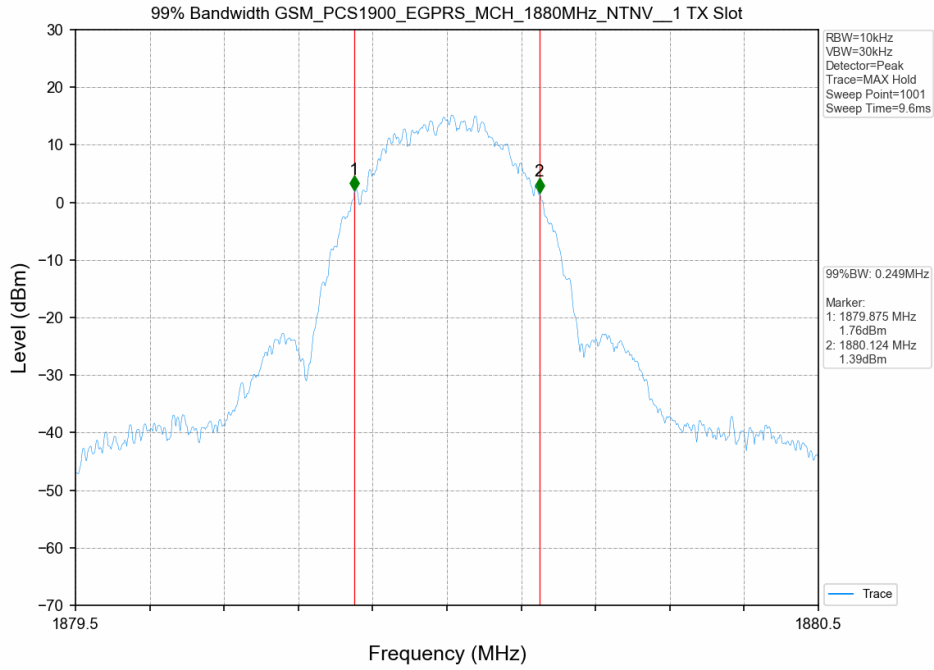
### 4.1 Test Result

Test Band: PCS1900					
Test Mode	99% Occupied Bandwidth (MHz)			Limit	Verdict
	LCH	MCH	HCH		
GPRS	0.240	0.240	0.240	N/A	PASS
EGPRS	0.250	0.250	0.240	N/A	PASS

### 4.2 Test Graph



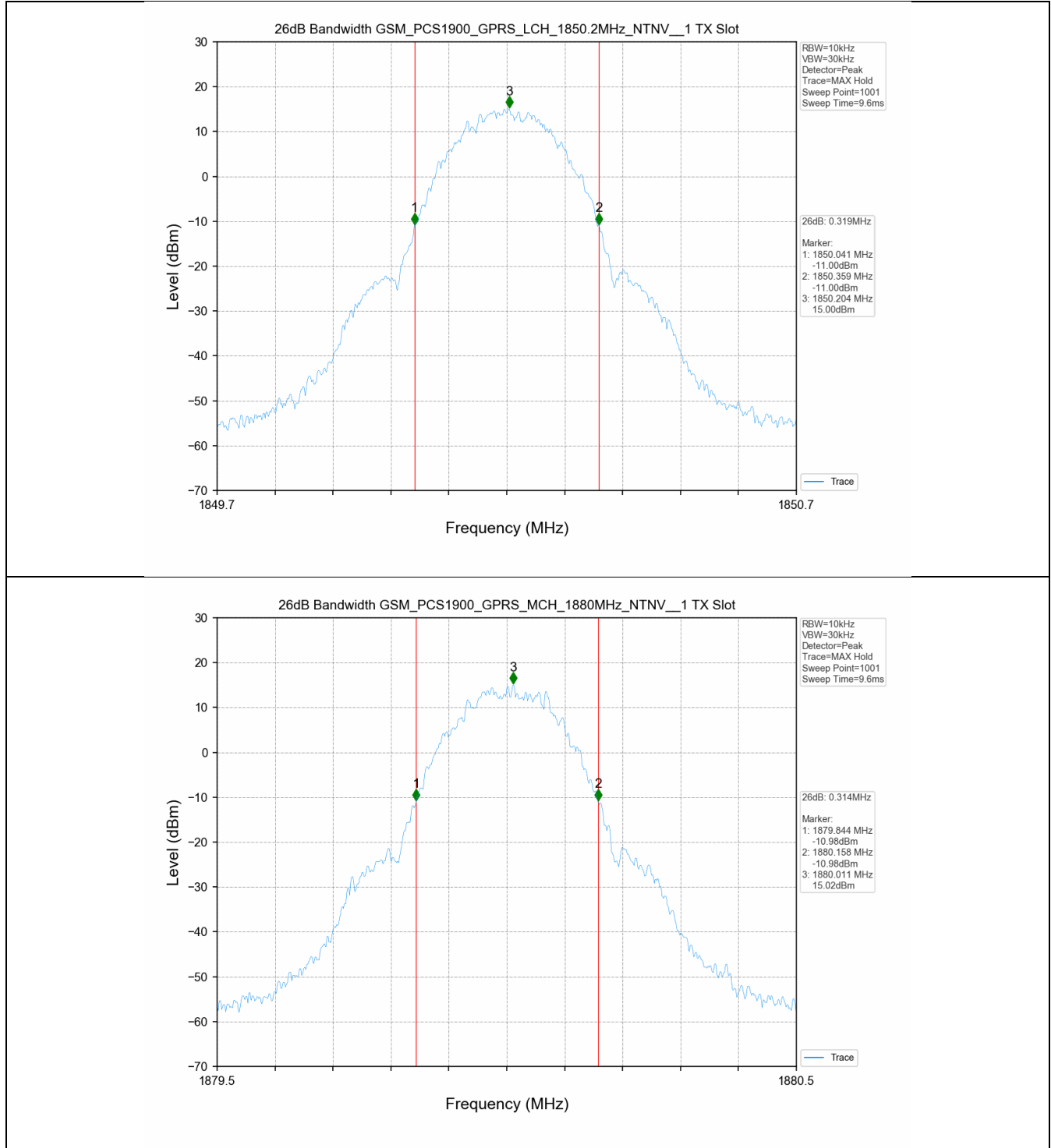


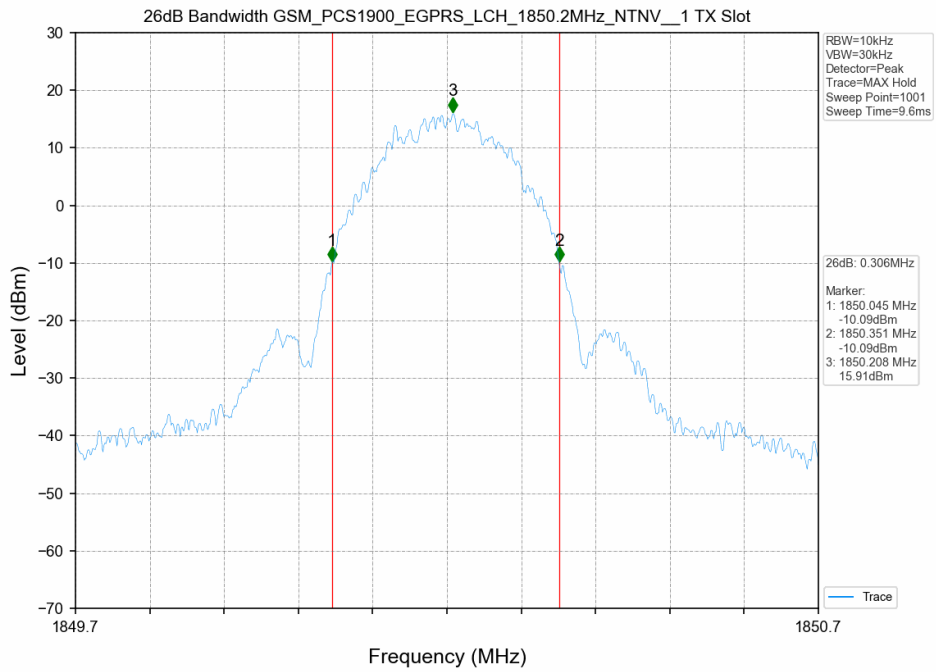
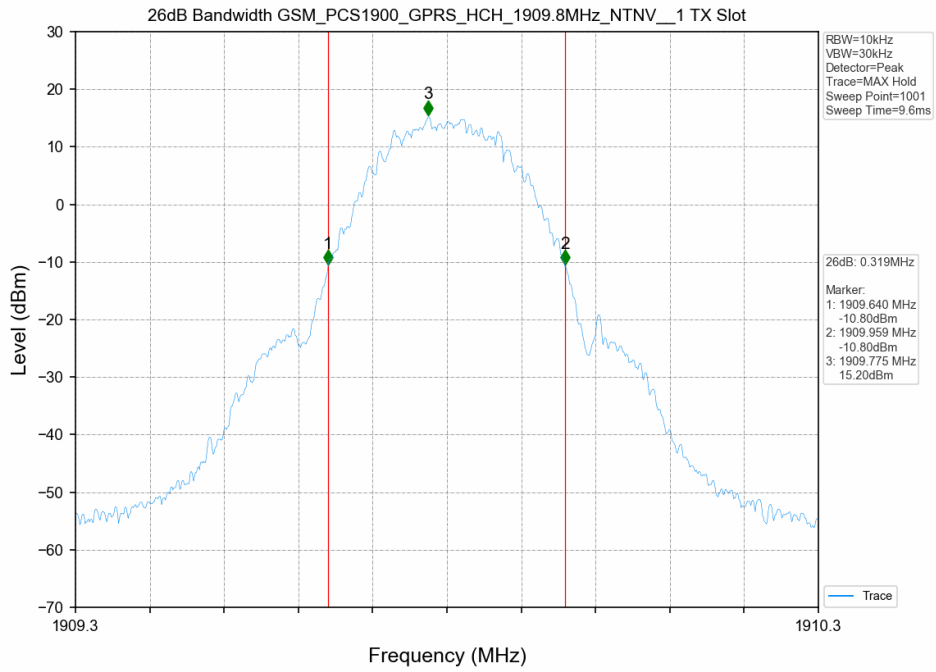


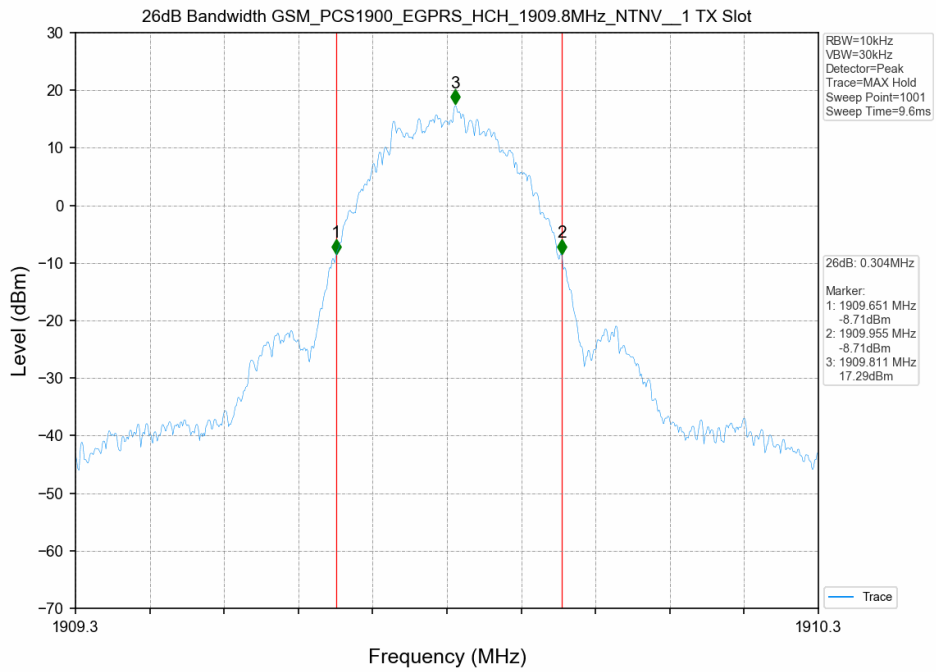
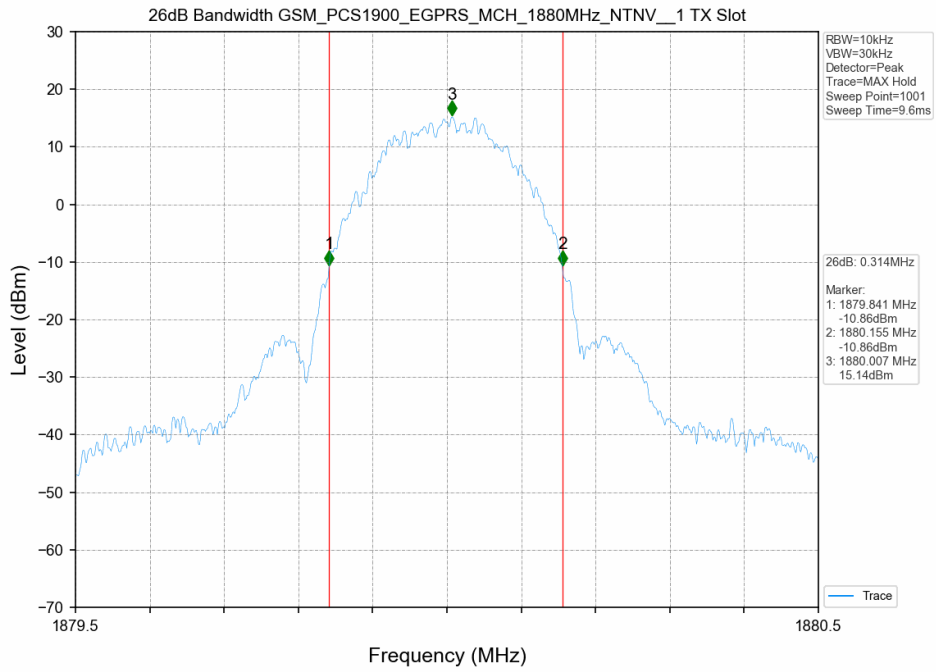
Test Band: PCS1900					
Test Mode	26dB Bandwidth (MHz)			Limit	Verdict
	LCH	MCH	HCH		
GPRS	0.320	0.310	0.320	N/A	PASS
EGPRS	0.310	0.310	0.300	N/A	PASS



## 4.2 Test Graph







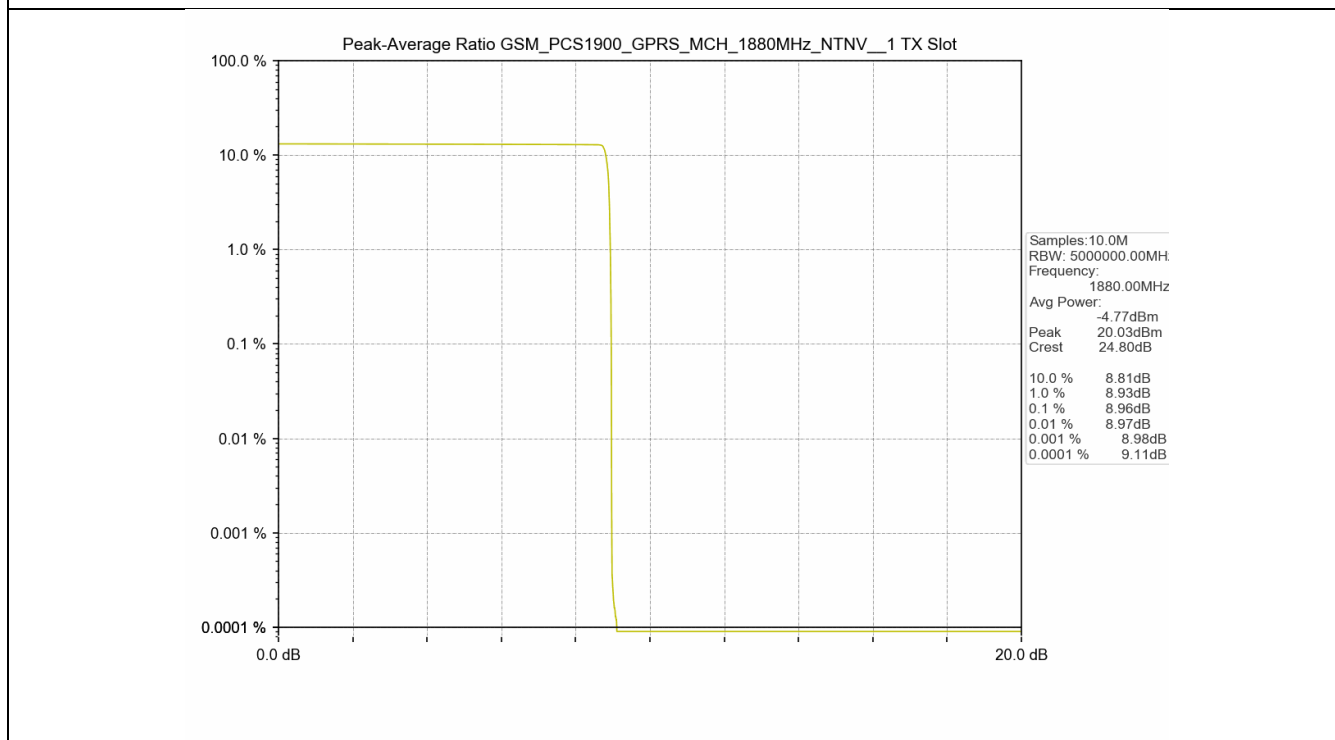
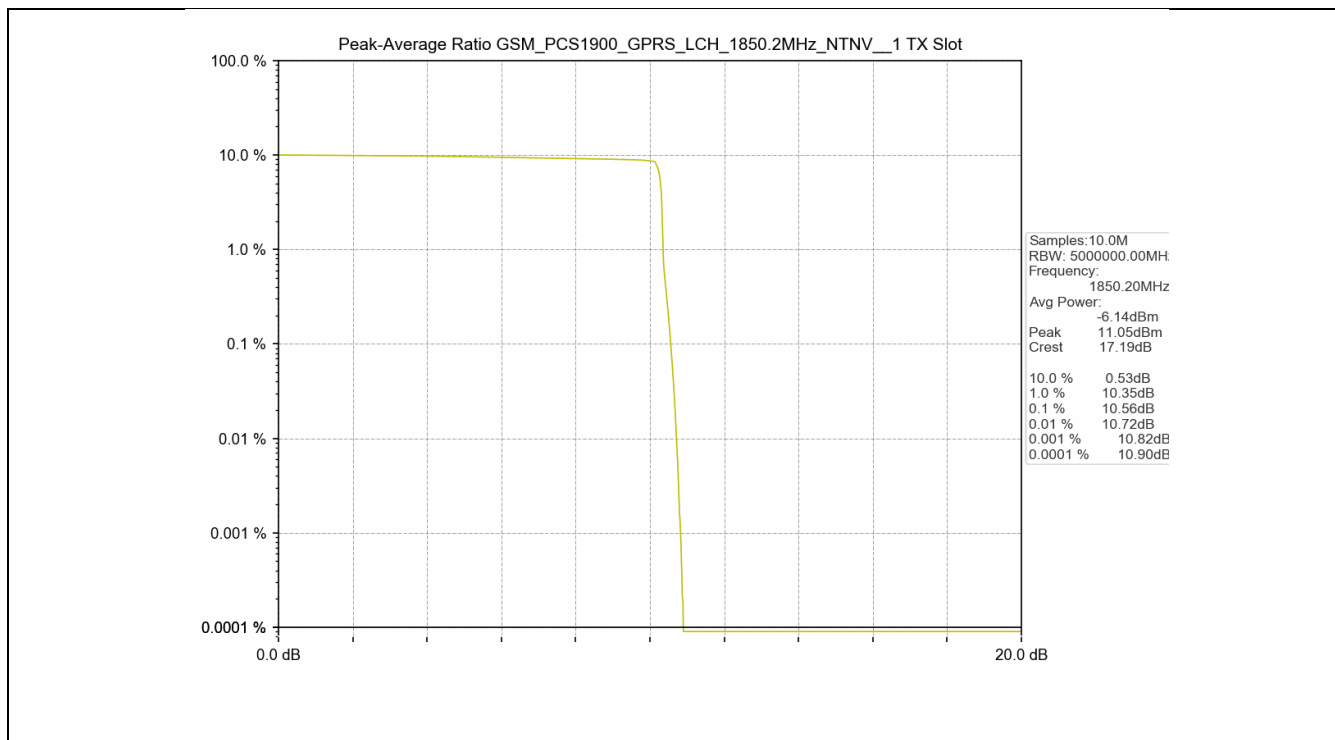
## 5. Peak-Average Ratio

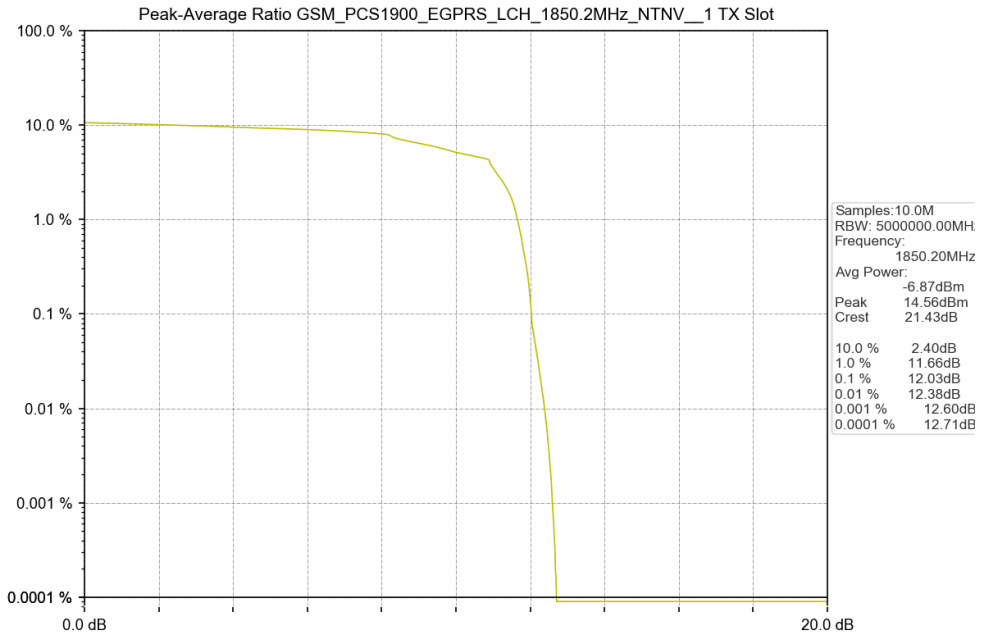
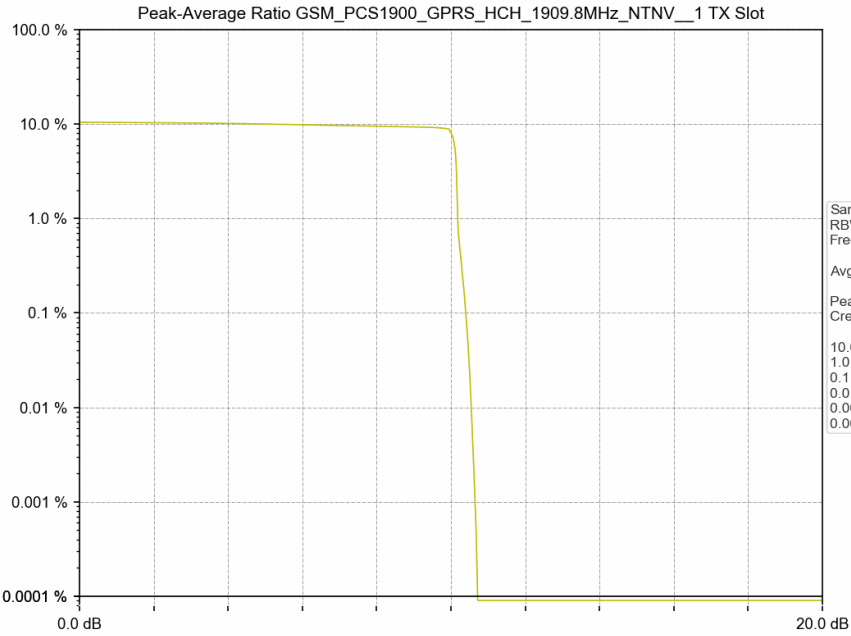
### 5.1 Test Result

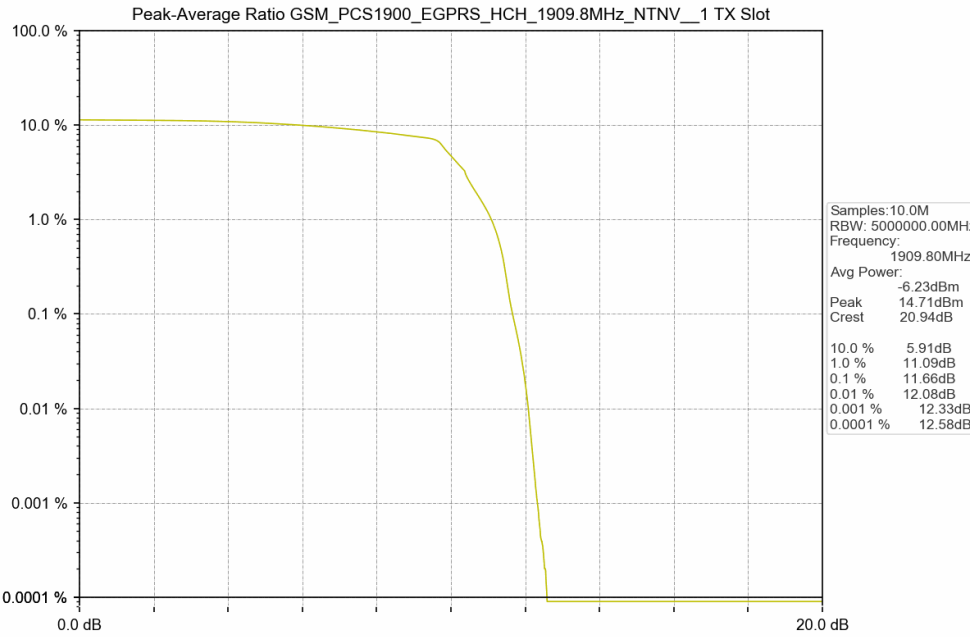
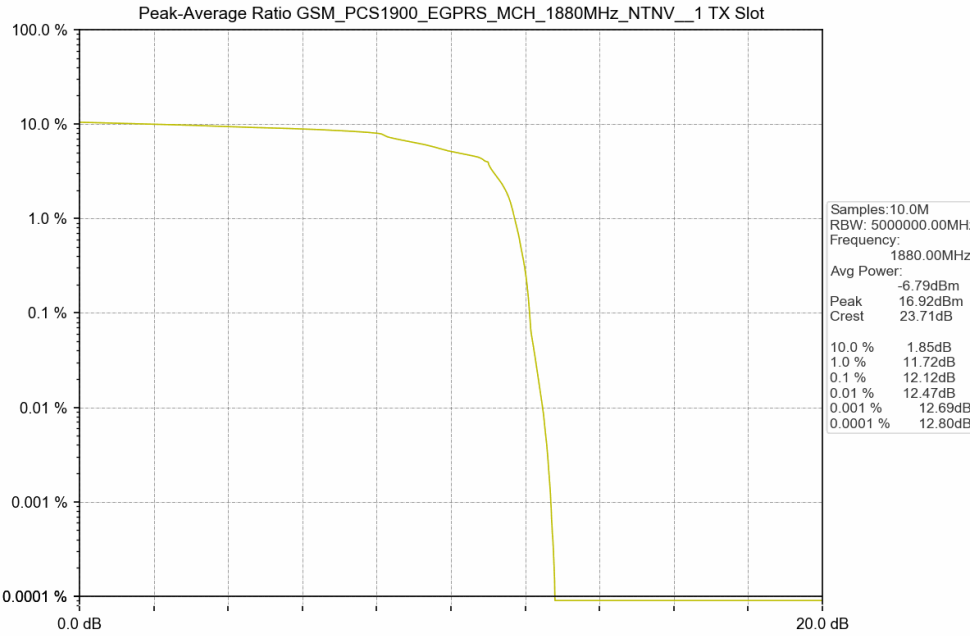
Test Band: PCS1900

Test Mode	Test result (dB)			Limit (dB)	Verdict
	LCH	MCH	HCH		
GPRS	10.56	8.96	10.40	13	PASS
EGPRS	12.03	12.12	11.66	13	PASS

## 5.2 Test Graph







## 6. Spurious Emission

### 6.1 Test Graph

