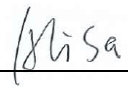




RF Exposure Evaluation Report

Report Reference No.	MTWC21110842-H	
FCC ID	2AD6G-RP328	
Compiled by (position+printed name+signature)...	File administrators Alisa Luo	
Supervised by (position+printed name+signature)...	Test Engineer Sunny Deng	
Approved by (position+printed name+signature)...	Manager Yvette Zhou	
Date of issue.....	November 12, 2021	
Representative Laboratory Name .: Shenzhen Most Technology Service Co., Ltd.		
Address.....	No.5, 2nd Langshan Road, North District, Hi-tech Industrial Park, Nanshan, Shenzhen, Guangdong, China.	
Applicant's name: Rongta Technology (Xiamen) Group Co., Ltd.		
Address	No. 889 Xinmin Avenue, Tongan District, Xiamen, China	
Test specification/ Standard: 47 CFR Part 1.1307 47 CFR Part 2.1093		
TRF Originator.....	Shenzhen Most Technology Service Co., Ltd.	
Shenzhen Most Technology Service Co., Ltd. All rights reserved. This publication may be reproduced in whole or in part for non-commercial purposes as long as the Shenzhen Most Technology Service Co., Ltd. is acknowledged as copyright owner and source of the material. Shenzhen Most Technology Service Co., Ltd. takes no responsibility for and will not assume liability for damages resulting from the reader's interpretation of the reproduced material due to its placement and context.		
Test item description	Thermal Receipt Printer	
Trade Mark	RONGTA	
Manufacturer	Rongta Technology (Xiamen) Group Co., Ltd.	
Model/Type reference.....	RP328	
Listed Models	RP325、RP325A、RP325B、RP325C、RP325D、RP325H、RP325M、 RP325W、TP325、TP325A、TP325B、RP326、RP326A、RP326B、RP326C、 RP326D、RP326H、RP326M、RP326W、TP326、TP326A、TP326B、RP327、 RP327A、RP327B、RP327C、RP327D、RP327H、RP327M、RP327W、 TP327、TP327A、TP327B、RP328、RP328A、RP328B、RP328C、RP328D、 RP328H、RP328M、RP328W、TP328、TP328A、TP328B、RP329、RP329A、 RP329B、RP329C、RP329D、RP329H、RP329M、RP329W、TP329、TP329A、 TP329B	
Modulation Type	GFSK	
Operation Frequency.....	From 2402MHz to 2480MHz	
Hardware Version.....	331US-E-W-BII_GD_V2.3_210319 22BC	
Software Version	V1.11_210907	
Rating	DC24V(by adapter)	
Result.....	PASS	

TEST REPORT

Equipment under Test : Thermal Receipt Printer

Model /Type : RP328

Listed Models : RP325、RP325A、RP325B、RP325C、RP325D、RP325H、RP325M、RP325W、TP325、TP325A、TP325B、RP326、RP326A、RP326B、RP326C、RP326D、RP326H、RP326M、RP326W、TP326、TP326A、TP326B、RP327、RP327A、RP327B、RP327C、RP327D、RP327H、RP327M、RP327W、TP327、TP327A、TP327B、RP328、RP328A、RP328B、RP328C、RP328D、RP328H、RP328M、RP328W、TP328、TP328A、TP328B、RP329、RP329A、RP329B、RP329C、RP329D、RP329H、RP329M、RP329W、TP329、TP329A、TP329B

Remark : Only different in model name and appearance

Applicant : **Rongta Technology (Xiamen) Group Co., Ltd.**

Address : No. 889 Xinmin Avenue, Tongan District, Xiamen, China

Manufacturer : **Rongta Technology (Xiamen) Group Co., Ltd.**

Address : No. 889 Xinmin Avenue, Tongan District, Xiamen, China

Test Result:	PASS
---------------------	-------------

The test report merely corresponds to the test sample.
It is not permitted to copy extracts of these test result without the written permission of the test laboratory.

1. Revision History

Revision	Issue Date	Revisions	Revised By
00	2021.11.12	Initial Issue	Alisa Luo

2. SAR Evaluation

2.1 RF Exposure Compliance Requirement

2.1.1 Standard Requirement

According to KDB447498D01 General RF Exposure Guidance v06

4.3.1. Standalone SAR test exclusion considerations

Unless specifically required by the published RF exposure KDB procedures, standalone 1-g head or body and 10-g extremity SAR evaluation for general population exposure conditions, by measurement or numerical simulation, is not required when the corresponding SAR Exclusion Threshold condition, listed below, is satisfied.

2.1.2 Limits

The 1-g and 10-g SAR test exclusion thresholds for 100 MHz to 6 GHz at test separation distances ≤ 50 mm are determined by:

$[(\text{max. power of channel, including tune-up tolerance, mW})/(\text{min. test separation distance, mm})] \cdot [\sqrt{f(\text{GHz})}]$
 ≤ 3.0 for 1-g SAR and ≤ 7.5 for 10-g extremity SAR, where

$f(\text{GHz})$ is the RF channel transmit frequency in GHz

Power and distance are rounded to the nearest mW and mm before calculation¹⁷

The result is rounded to one decimal place for comparison

The test exclusions are applicable only when the minimum test separation distance is ≤ 50 mm and for transmission frequencies between 100 MHz and 6 GHz. When the minimum test separation distance is < 5 mm, a distance of 5 mm is applied to determine SAR test exclusion

2.1.3 EUT RF Exposure

Measurement Data

BLE

GFSK				
Test channel	Peak Output Power (dBm)	Tune up tolerance (dBm)	Maximum tune-up Power	
			(dBm)	(mW)
Lowest(2402MHz)	-4.31	-4.31 ± 1	-3.31	0.467
Middle(2440MHz)	-4.62	-4.62 ± 1	-3.62	0.435
Highest(2480MHz)	-5.13	-5.13 ± 1	-4.13	0.386

Worst case: GFSK						
Channel	Maximum Peak Conducted Output Power (dBm)	Maximum tune-up Power		Calculated value	Exclusion threshold	SAR Test Exclusion
		(dBm)	(mW)			
Lowest(2402MHz)	-4.31	-3.31	0.467	0.145	3.0	Yes

BT classic

GFSK				
Test channel	Peak Output Power (dBm)	Tune up tolerance (dBm)	Maximum tune-up Power	
			(dBm)	(mW)
Lowest(2402MHz)	0.945	0.945 ± 1	1.945	1.565
Middle(2440MHz)	3.859	3.859 ± 1	4.859	3.061
Highest(2480MHz)	5.437	5.437 ± 1	6.437	4.025

$\pi/4$ DQPSK				
Test channel	Peak Output Power (dBm)	Tune up tolerance (dBm)	Maximum tune-up Power	
			(dBm)	(mW)
Lowest(2402MHz)	0.842	0.842 ± 1	1.842	1.528
Middle(2440MHz)	3.867	3.867 ± 1	4.867	3.067
Highest(2480MHz)	5.433	5.433 ± 1	6.433	4.398

8DPSK				
Test channel	Peak Output Power (dBm)	Tune up tolerance (dBm)	Maximum tune-up Power	
			(dBm)	(mW)
Lowest(2402MHz)	0.961	0.961 ± 1	1.961	1.570
Middle(2440MHz)	3.871	3.871 ± 1	4.871	3.070
Highest(2480MHz)	5.441	5.441 ± 1	6.441	4.407

Worst case: 8DPSK						
Channel	Maximum Peak Conducted Output Power (dBm)	Maximum tune-up Power		Calculated value	Exclusion threshold	SAR Test Exclusion
		(dBm)	(mW)			
Highest(2480MHz)	5.441	6.441	4.407	1.388	3.0	Yes

.....THE END OF REPORT.....