


## Appendix- RP212-Photos


### 1. Test Setup photos Model RP212 FCC ID: 2AD6G-RP212

#### 1.1 Photograph – Radiated Emissions

For below 30MHz 2#




For 30MHz-1000MHz Test Site 2#



## Appendix- RP212-Photos

For Above 1GHz Test Site 1#



### 1.2 Photograph –AC Power Line Conducted Emission Test Setup

