



BUREAU
VERITAS

Test Report No.: FS190722N050



RF EXPOSURE REPORT

Applicant	Shenzhen Orderly Electronics Co., Ltd
Address	4F, Building7, Asian Industrial Park, Bantian Street, Longgang District, Shenzhen, China

Manufacturer or Supplier	Shenzhen Orderly Electronics Co., Ltd
Address	4F, Building7, Asian Industrial Park, Bantian Street, Longgang District, Shenzhen, China
Product	Wireless Charging Mount
Brand Name	MAGNAVOX, CRAIG
Model	MCH3349
Additional Model & Model Difference	CCH3349; see item 1
Date of tests	Jul. 22, 2019 ~ Aug. 12, 2019

- 47 CFR PART 1, Subpart I, Section 1.1310
- KDB 680106 D01

CONCLUSION: The submitted sample was found to COMPLY with the test requirement

Tested by Lucas Chen Project Engineer/ EMC Department	Approved by Glyn He Supervisor/ EMC Department
	 Date: Aug. 20, 2019

This report is governed by, and incorporates by reference, CPS Conditions of Service as posted at the date of issuance of this report at <http://www.bureauveritas.com/home/about-us/our-business/cps/about-us/terms-conditions/> and is intended for your exclusive use. Any copying or replication of this report to or for any other person or entity, or use of our name or trademark, is permitted only with our prior written permission. This report sets forth our findings solely with respect to the test samples identified herein. The results set forth in this report are not indicative or representative of the quality or characteristics of the lot from which a test sample was taken or any similar or identical product unless specifically and expressly noted. Our report includes all of the tests requested by you and the results thereof based upon the information that you provided to us. Measurement uncertainty is only provided upon request for accredited tests. You have 60 days from date of issuance of this report to notify us of any material error or omission caused by our negligence or if you require measurement uncertainty; provided, however, that such notice shall be in writing and shall specifically address the issue you wish to raise. A failure to raise such issue within the prescribed time shall constitute you unqualified acceptance of the completeness of this report, the tests conducted and the correctness of the report contents.

Bureau Veritas Shenzhen Co., Ltd.
Dongguan Branch

No. 34, Chenwulu Section, Guantai Rd., Houjie
Town, Dongguan City,
Guangdong 523942, China

Tel: +86 769 8998 2098
Fax: +86 769 8593 1080
Email: customerservice.dg@cn.bureauveritas.com



Table of Contents

RELEASE CONTROL RECORD	3
1. CERTIFICATION.....	4
2. DESCRIPTION OF SUPPORT UNITS	5
2.1 TEST LOCATION	5
2.2 DEVIATION FROM STANDARDS	5
2.3 ABNORMALITIES FROM STANDARD CONDITIONS.....	5
3. EQUIPMENTS USED DURING TEST	5
4. TEST RESULTS	6
4.1 RF EXPOSURE TEST	6
4.1.1 EUT OPERATION	6
4.1.2 MEASUREMENT DATA	7



BUREAU
VERITAS

Test Report No.: FS190722N050

RELEASE CONTROL RECORD

ISSUE NO.	REASON FOR CHANGE	DATE ISSUED
FS190722N050	Original release	Aug. 20, 2019

Bureau Veritas Shenzhen Co., Ltd.
Dongguan Branch

No. 34, Chenwulu Section, Guantai Rd., Houjie
Town, Dongguan City,
Guangdong 523942, China

Tel: +86 769 8998 2098
Fax: +86 769 8593 1080
Email: customerservice.dg@cn.bureauveritas.com



Test Report No.: FS190722N050

1. CERTIFICATION

FCC ID:	2AD5YWMCH3349
PRODUCT:	Wireless Charging Mount
BRAND NAME:	MAGNAVOX, CRAIG
MODEL:	MCH3349
ADDITIONAL NO.:	CCH3349
APPLICANT:	Shenzhen Orderly Electronics Co., Ltd
STANDARDS:	47 CFR PART 1, Subpart I, Section 1.1310 KDB 680106 D01

1. Additional model CCH3349 is identical with the test model MCH3349 except the model number and trade name for trading purpose.



2. DESCRIPTION OF SUPPORT UNITS

The EUT has been tested with associated equipment below

Description	Manufacturer	Model No.	Serial No.
Mobile phone	APPLW	N/A	/

2.1 TEST LOCATION

All tests were performed at:

Bureau Veritas Shenzhen Co., Ltd. Dongguan Branch

No. 34, Chenwulu Section, Guantai Rd., Houjie Town, Dongguan City, Guangdong 523942, China

Tel: +86 769 8998 2098

Fax: +86 769 8593 1080

2.2 DEVIATION FROM STANDARDS

None

2.3 ABNORMALITIES FROM STANDARD CONDITIONS

None

3. EQUIPMENTS USED DURING TEST

Item	Test Equipment	Manufacturer	Model No.	Inventory No.	Car.Due date.
1	3m Semi-Anechoic Chamber	ETS-LINDGRE N	7m*4m*3m	NSEMC003	2019-03-19
2	Electric Filed Meter	Narda	Y2006	L-0017	2018-11-08

NOTE: 1. The test was performed in RS chamber.

2. The calibration interval of the above test instruments is 12 months and the calibrations are traceable to CEPREI/CHINA, GRGT/CHINA and NIM/CHINA.



4. TEST RESULTS

4.1 RF EXPOSURE TEST

Test Requirement:	47 CFR PART 1, Subpart I, Section 1.1310
Measurement Distance:	15cm
Test voltage:	DC 5V from Adapter input AC 120V/60Hz

Limit:

Frequency range(MHz)	Electric field strength (V/m)	Magnetic field strength (A/m)	Power density (mW/cm ²)	Averaging time (minutes)
(A) Limits for Occupational/Controlled Exposures				
0.3-3.0	614	1.63	*(100)	6
3.0-30	1842/f	4.89/f	*(900/f ²)	6
30-300	61.4	0.163	1.0	6
300-1500	/	/	f/300	6
1500-100.000	/	/	5	6
(B) Limits for General Population/Uncontrolled Exposure				
0.3-1.34	614	1.63	*(100)	30
1.34-30	824/f	2.19/f	*(180/f ²)	30
30-300	27.5	0.073	0.2	30
300-1500	/	/	f/1500	30
1500-100.000	/	/	1.0	30
F=frequency in MHz *=Plane-wave equivalent power density RF exposure compliance will need to be determined with respect to 1.1307(c) and (d) of the FCC rules. The emissions should be within the limits at 300kHz in Table 1 of 1.1310(use the 300kHz limits for 150kHz:614V/m,1.63A/m).				

4.1.1 EUT OPERATION

Operating Environment:

Temperature: 23.5°C Humidity: 52% RH Atmospheric Pressure: 1015 mbar

EUT Operation:

This device has been tested the worst status of full load and the device has been tested with mobile phone at zero charge, intermediate charge, and full charge.



4.1.2 MEASUREMENT DATA

Output Voltage=DC 5V; The max output power =5W
Wireless radiation frequency: 110KHz ~ 205KHz

Electric Field Emissions

Test Position	Test Distance (cm)	Probe Measure Result (V/m)	Limit (V/m)
Side 1	15	4.23	614
Side 2	15	4.65	614
Side 3	15	4.85	614
Side 4	15	3.73	614
Top	15	5.24	614
Bottom	15	5.72	614

Magnetic Field Emissions


Test Position	Test Distance (cm)	Probe Measure Result (A/m)	Limit (A/m)
Side 1	15	0.0052	1.63
Side 2	15	0.0357	1.63
Side 3	15	0.0172	1.63
Side 4	15	0.0134	1.63
Top	15	0.0224	1.63
Bottom	15	0.0043	1.63

Note: All modes have been tested and we only record the worst test result in full load mode.




PHOTOGRAPHS OF THE TEST CONFIGURATION

Electric Field



Magnetic Field



--- END ---