

Size: 52.5(\*367) \*70mm  
 材質: 雙銅128g

MINISO

**PRODUCT MANUAL**  
 使用說明書

**WIRELESS EARPHONES**  
 炫彩運動藍牙耳機

MODEL: M11

使用產品前請仔細閱讀本使用說明書，並請妥善保管。  
 PLEASE READ THE MANUAL CAREFULLY BEFORE USING THE PRODUCT AND KEEP IT IN A SAFE PLACE.

Thank you for purchasing the wireless stereo earphone. We hope you will enjoy it! Perhaps there is small difference between the photo and actual product, so the detail information is subject to actual product.

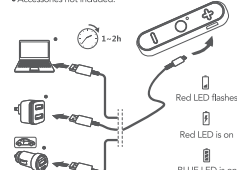
**IMPORTANT SAFETY INSTRUCTIONS**

- Before charging, please check if charger meets the requirements (recommended charger output voltage is DC5V, output current: 50mA-500mA), high charging voltage will damage the product.
- Connect the headset to the USB port on your PC (or any available USB port with DC5V) by the micro-USB cable. The built-in rechargeable battery cannot be removed, so as not to damage the product. Do not throw away or put it into the fire to avoid danger!
- Warning: Please use the approved charger, using other types of chargers may be a violation of equipment approval and cause danger.
- Charging the headset before using for the first time is recommended in order to maximize the battery life. In addition in order to extend the battery life, it is recommended to charge the product once a month.
- Please store and use this product at room temperature.
- Do not expose this product to rain or moisture.
- Handle with care to avoid product damage. Do not attempt to disassemble, repair and modify the product.

- Prolonged use of headset may cause hearing damage. Please pay attention and reduce the volume.
- Do not use the headset during driving to avoid traffic accidents.
- Children should not play with the product.

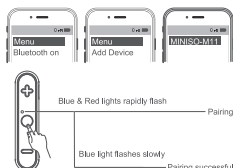
**CHARGING EARPHONE**

• Accessories not included.



Use only provided USB cable. Fully charge before first use.

**PAIRING**



**HEARING SAFETY**

Do not turn the volume so high that you are unable to hear your surroundings.

**PRODUCT SPECIFICATION**

BT: 4.2 Loudspeaker size: 10mm  
 Frequency range: 2.402GHz-2.480GHz  
 Transmission range: up to 10m  
 Lithium battery 80mAh (rechargeable)

**PRODUCT AND ACCESSORIES**

1. Wireless earphone
2. Cable clip
3. USB charging cable
4. User manual

**SONG PLAYING/ CALLING**

- + 1 click: volume up; Press and hold: next track
- 0 1 click: play/pause music; answer/hang up the call
- 2 clicks: activate Siri/other voice control software
- Press and hold: turn on/off

- ← 1 click: volume down; Press and hold: previous track
- Siri is supported when connected to an iOS or macOS device.

**TROUBLESHOOT PROBLEMS**

Problem	Solution
Connection problems	1. Check whether the device is compatible with the headset. 2. Check whether the battery is low and needs to be charged. 3. Check whether you've already enabled the wireless equipment or restart the device. 4. Check your mobile device's wireless menu and delete/forget the headset, reconnect the headset to your wireless device.
Low or distorted sound	1. Check the device volume, adjust to the moderate volume. 2. Low battery. Please charge the battery.
Crackling noise	1. Ensure the headset and the connected device are within range (up to 10 meters). 2. Check whether there are obstacles between the headset and the connected device.
LED is not working	1. Low battery. Please charge the battery and try to again. 2. Restart the headset

FCC information  
 This device complies with Part 15 of the FCC Rules. Operation is subject to the following two conditions:  
 (1) This device may not cause harmful interference, and  
 (2) This device must accept any interference received, including interference that may cause undesired operation.  
 Please note that changes or modifications not expressly approved by the party responsible for compliance could void the user's authority to operate the equipment.  
 NOTE: This equipment has been tested and found to comply with the limits for a Class B digital device, pursuant to Part 15 of the FCC Rules. These limits are designed to provide reasonable protection against harmful interference in a residential installation. This equipment generates, uses and can radiate radio frequency energy and, if not installed and used in accordance with the instructions, may cause harmful interference to radio communications. However, there is no guarantee that interference will not occur in a particular installation. If this equipment does cause harmful interference to radio or television reception, which can be determined by turning the equipment off and on, the user is encouraged to try to correct the interference by one or more of the following measures: —Reorient or relocate the receiving antenna. —Increase the separation between the equipment and receiver. —Connect the equipment into an outlet on a circuit different from that to which the receiver is connected. —Consult the dealer or an experienced radio/TV technician for help.



尊敬的客戶，非常感謝您購買此款無線運動耳機，希望您喜歡並熟練本手冊。  
 所示圖片可能有點出入，一切以產品實物為準！

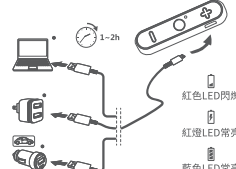
**注意事項**

- 注意使用任何充電器為本耳機充電前，請先檢查充電器的規格標註是否符合要求（建議充電輸出電壓為DC5V，輸出電流為：50mA-500mA），充電電壓過高極有可能損壞耳機。
- 使用附贈的充電線連接耳機與電腦（或其他DC5V標準的USB接口）即可充電。本耳機使用內置式不可拆卸充電電池，請勿嘗試從耳機中取出電池，以免損壞耳機；另外請勿隨意丟棄或置於火中，以免引起危險！
- 警告：儘可能使用經過認可與此配套的充電器，使用其他類型的充電器可能違反設備的認可並導致危險。
- 首次使用耳機前，請將電池電量充滿，這樣可確保最佳的電池電量和壽命，另外為了延長電池壽命，建議每月使用為耳機充電一次。
- 請在常溫環境中存放以及使用本產品。
- 請將本產品暴露在中或潮濕環境中。
- 注意輕拿輕放，避免因跌落造成產品損壞，請勿自行拆解、修理和改造本產品。
- 長期使用耳機有可能對聽力造成影響，請注意調小音量

- 請勿在駕駛期間使用耳機，避免造成交通意外。
- 切勿讓兒童玩弄本產品。

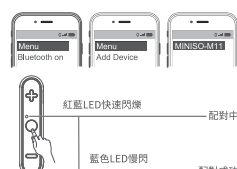
**給耳機充電**

• 不含此配件



請使用提供的USB線進行充電，第1次使用時請確保充滿電。

**配對藍牙設備**



**聽力安全**

請勿將音量調得太高，從而無法聽到周圍的聲音。

**產品參數**

藍牙版本：4.2 喇叭：10mm 傳輸距離：≤10米  
 頻率範圍：2.402GHz-2.480GHz  
 可充電電池：80mAh

**所有配件**

1. 立體聲藍牙耳機
2. 線扣
3. USB充電線
4. 使用說明書

**音樂和通話操作**

- + 單擊：增加音量; 長按：下一曲
- 0 單擊：播放/暫停音樂; 接聽/掛斷未電
- ▶ || ◀ 雙擊：激活Siri或其他聲控軟件
- 長按：開機/關機

- ← 單擊：減少音量; 長按：上一曲

**故障排除**

問題	解決方案
連接配對不成功	1.請檢查設備與產品是否兼容 2.請檢查是否耳機電池電量不足，需要充電 3.請檢查您是否停用設備無線功能，或重新開機 4.請清空您的設備中的配對信息，並重新進行搜索配對
聲音小或失真	1.請檢測藍牙設備音量，調節其音量至適中 2.電池電量低，請充電
音樂出現斷音	1.請確保藍牙耳機與設備的有效連接距離為10米 2.請清空藍牙耳機與設備之間是否有障礙物

- 藍牙狀態指示燈不亮
- 1.電池電量不足，請充滿再試
  - 2.請重新開機

