


SGS

Test setup photos of EUT

1. Orthogonal planes of EUT

- The testing was set in the three orthogonal planes and measured for each position (X, Y, Z).


A. X-axis




B. Y-axis




C. Z-axis



2. Photo of Radiated Spurious Emission Test (Below 1 GHz)



3. Photo of Radiated Spurious Emission Test (Above 1 GHz)



4. Photos of AC Power line emission Test

