

Bluetooth antenna specification

Model: FSC-ANT_G

1, Index

Item	Content	Page	Remark
1	Index	1	
2	Spec Drawing	2	
3	Specification	2	
4	Antenna On Test Board	3	
5	Return Loss	3	
6	Radiation Pattern	3	

Document Type: 2.4GHZ PCB antenna
Document Version: V1.0
Release Date: 2019-10-21

Shenzhen Feasycom Co., LTD


Telephone: 86-755-27924639

www.feasycom.com

Shenzhen Feasycom Co., LTD

2, Spec Drawing


Unit: mm



3, Specification

Product Number: 2.4GHZ PCB antenna

Sample Photo:



A. Electrical Characteristics

Frequency	2400 ~ 2500 MHz
S.W.R.	≤ 2.0
Gain	2.01 dBi
Efficiency	~ 40%
Polarization	Linear
Impedance	50 Ohm


B. Material & Mechanical Characteristics

Material of Radiator	copper
----------------------	--------

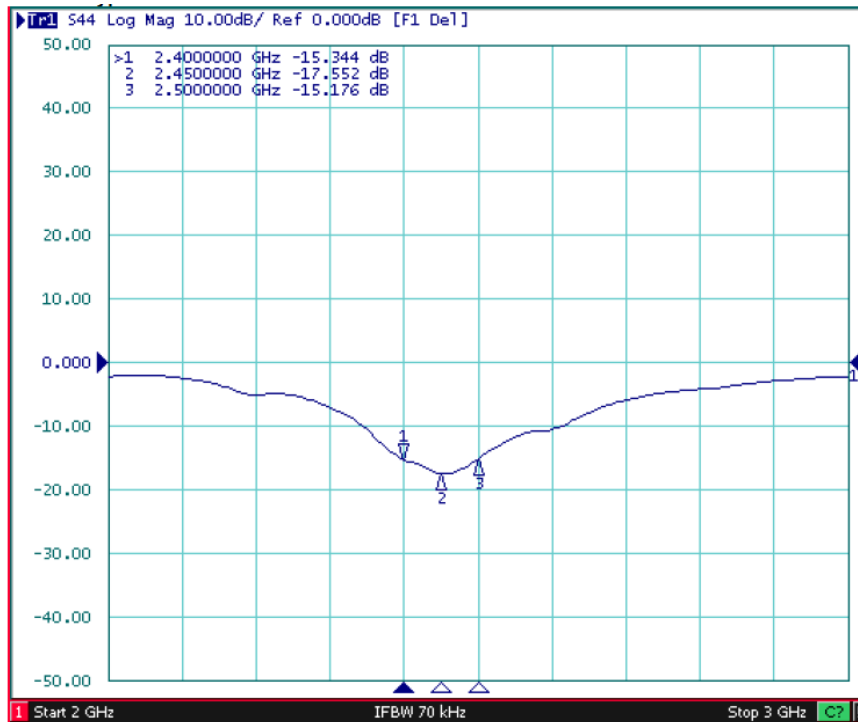
C. Environmental

Operation Temperature	- 40°C ~ + 85°C
Storage Temperature	- 40°C ~ + 105°C

4, Antenna On Test Board




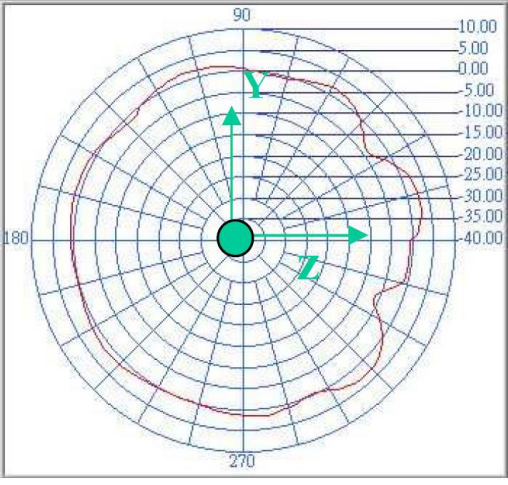
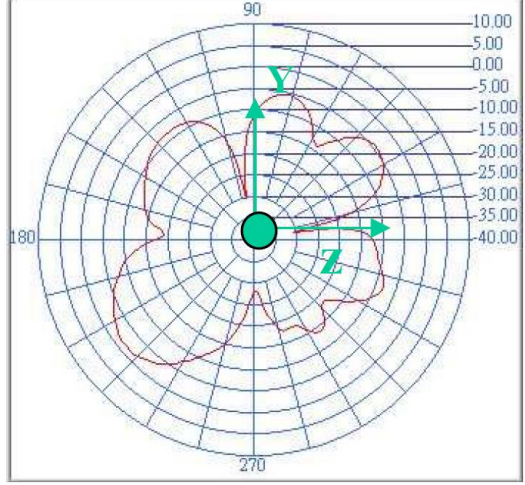
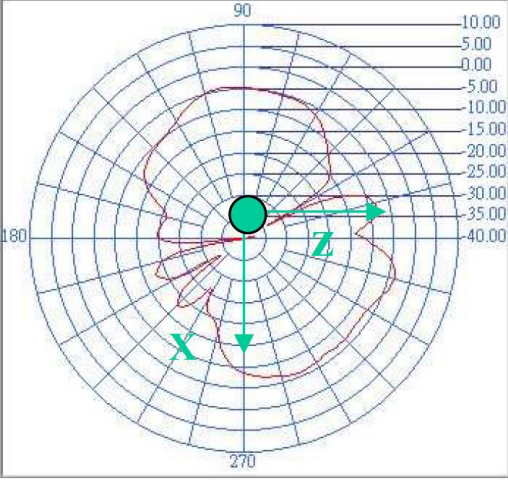
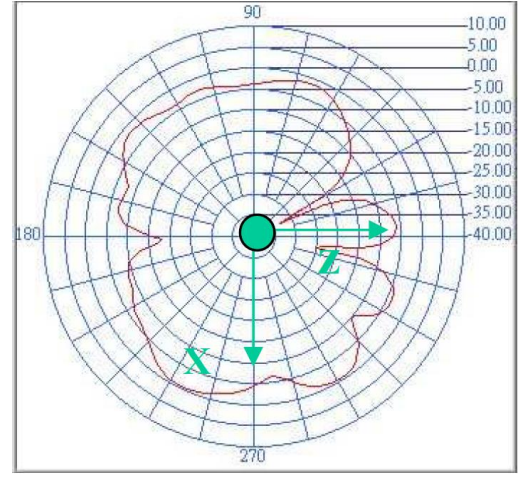
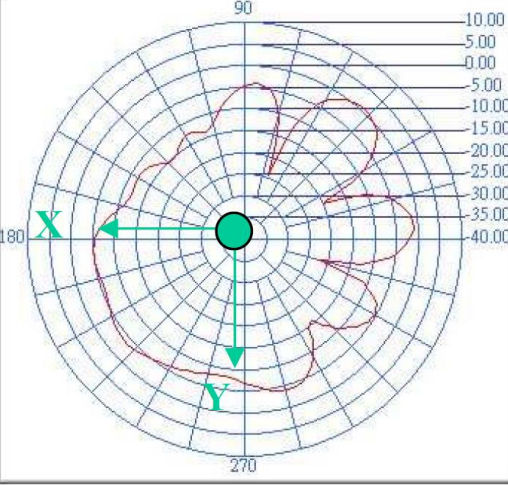
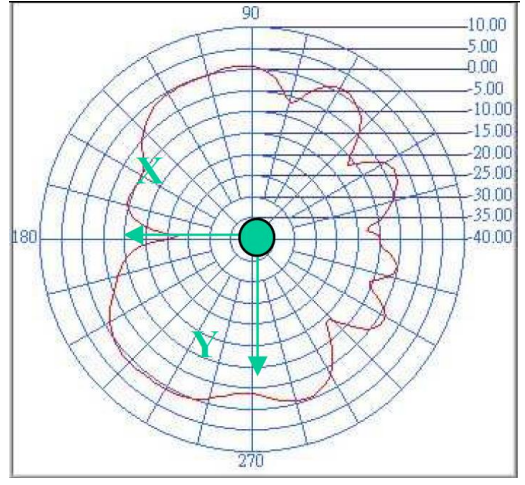
5, Return Loss



6, Radiation Pattern

Radiation Pattern and Gain were dependent on measurement board design. The specification of PCB antenna was measured based on the PCB size and installation position as shown in the below figure Test Board.



	Vertical	Horizontal
Y - Z Plane Average Gain=1.86 dBi		
	Peak Gain = 2.01 dBi Average Gain = 0.71 dBi	Peak Gain = -1.37 dBi Average Gain = -4.6 dBi
X - Z Plane Average Gain=-2.91dBi		
	Peak Gain= -3.76 dBi Average Gain= -8.72dBi	Peak Gain= -0.25 dBi Average Gain= -4.24 dBi
X - Y Plane Average Gain=-0.95 dBi		
	Peak Gain= 0.76 dBi Average Gain= -5.81dBi	Peak Gain= 1.37 dBi Average Gain= -2.67 dBi

Test Result:

Frequency VNA	E Total. dB(dB)	Efficiency
2400MHz	0.685768	40.77%
2410MHz	1.14545	47.37%
2420MHz	0.222461	40.01%
2430MHz	-0.12456	33.43%
2440MHz	0.34146	37.54%
2450MHz	1.013454	41.57%
2460MHz	2.01546	50.87%
2470MHz	0.642456	41.25%
2480MHz	-0.224356	37.14%
2490MHz	-0.468674	33.53%
2500MHz	0.716586	40.72%