

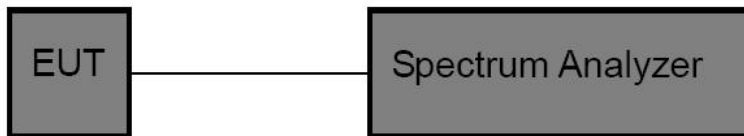


13 100kHz Bandwidth of Frequency Band Edge Requirement

13.1 Test Standard and Limit

Test Standard	FCC Part15 C Section 15.247 (d) & RSS-247 5.5
Test Limit	in any 100 kHz bandwidth outside the frequency bands in which the spread spectrum intentional radiator in operating, the radio frequency power that is produced by the intentional radiator shall be at least 20dB below that in the 100kHz bandwidth within the band that contains the highest level of the desired power, In addition, radiated emissions which fall in the restricted bands, as defined in §15.205(a), must also comply with the radiated emission limits specified in 15.209(a).

13.2 Test Setup



13.3 Test Procedure

The EUT must have its hopping/Non-hopping function enabled. Using the following spectrum analyzer setting:

1. Set the RBW = 100kHz.
2. Set the VBW = 300kHz.
3. Sweep time = auto couple.
4. Detector function = peak.
5. Trace mode = max hold.
6. Allow trace to fully stabilize.

13.4 Test Data

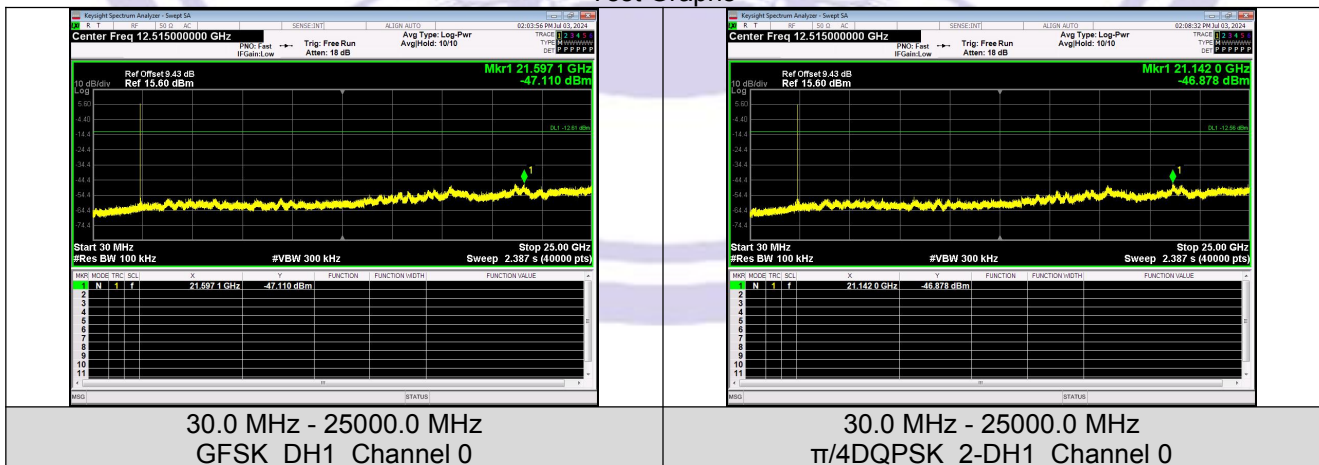
Non-Hopping

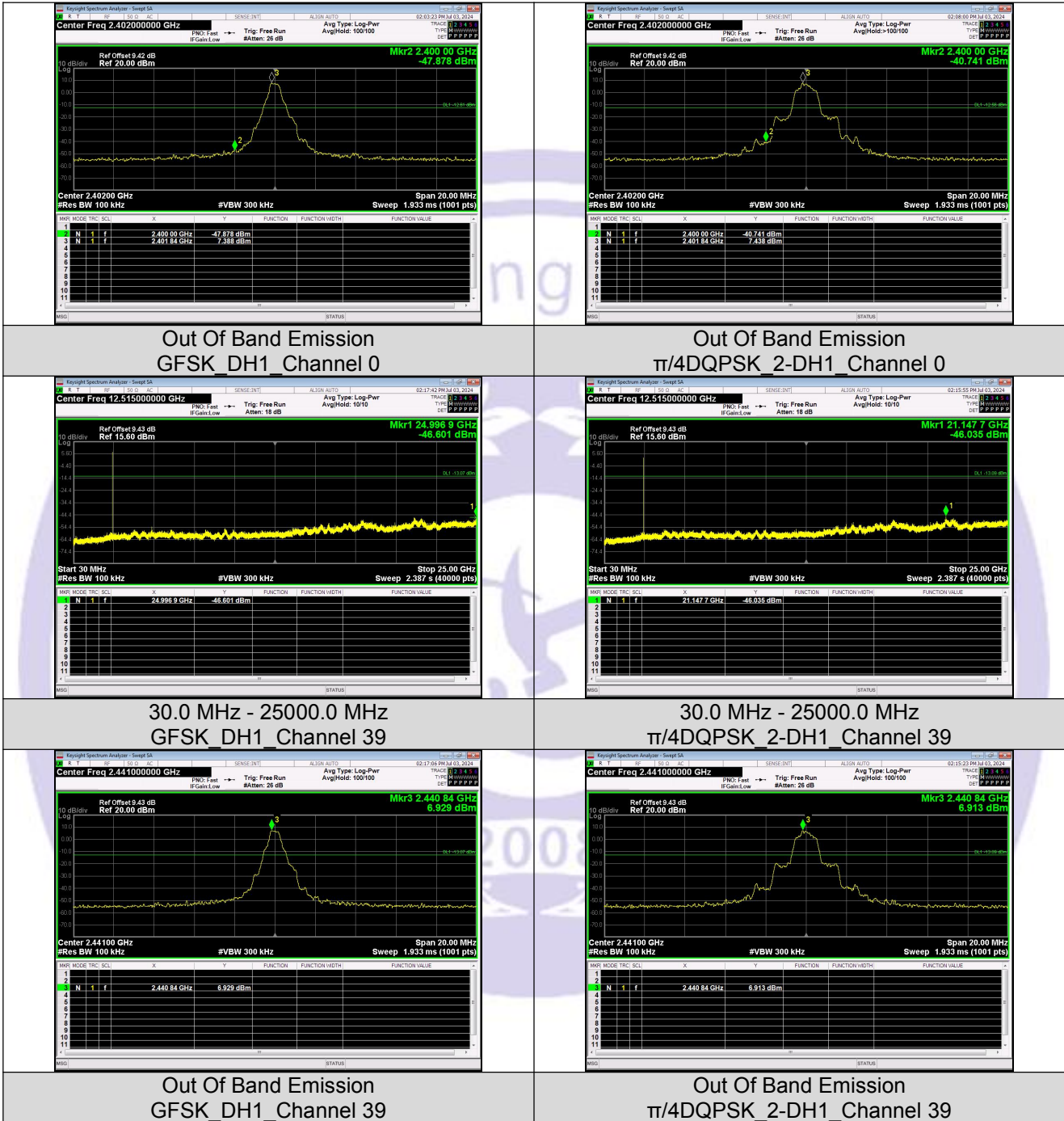
Modulation	Packet	Channel	OOB Emission Frequency (MHz)	OOB Emission Level (dBm)	Limit (dBm)	Over Limit (dB)	Result
GFSK	DH1	0	2400.00	-47.878	-12.61	-35.268	PASS
			21597.1	-47.110	-12.61	-34.500	PASS
		78	24996.9	-46.601	-13.07	-33.531	PASS
			2483.50	-49.741	-13.12	-36.621	PASS
$\pi/4$ DQPSK	2-DH1	0	2400.00	-40.741	-12.56	-28.181	PASS
			21142.0	-46.878	-12.56	-34.318	PASS
		78	21147.7	-46.035	-13.09	-32.945	PASS
			2483.50	-51.045	-13.08	-37.965	PASS
8DPSK	3-DH1	0	2400.00	-40.280	-12.47	-27.810	PASS
			21150.2	-47.022	-12.47	-34.552	PASS
		78	21142.0	-46.817	-13.04	-33.777	PASS
			2483.50	-48.674	-12.99	-35.684	PASS
			21149.5	-47.205	-12.99	-34.215	PASS

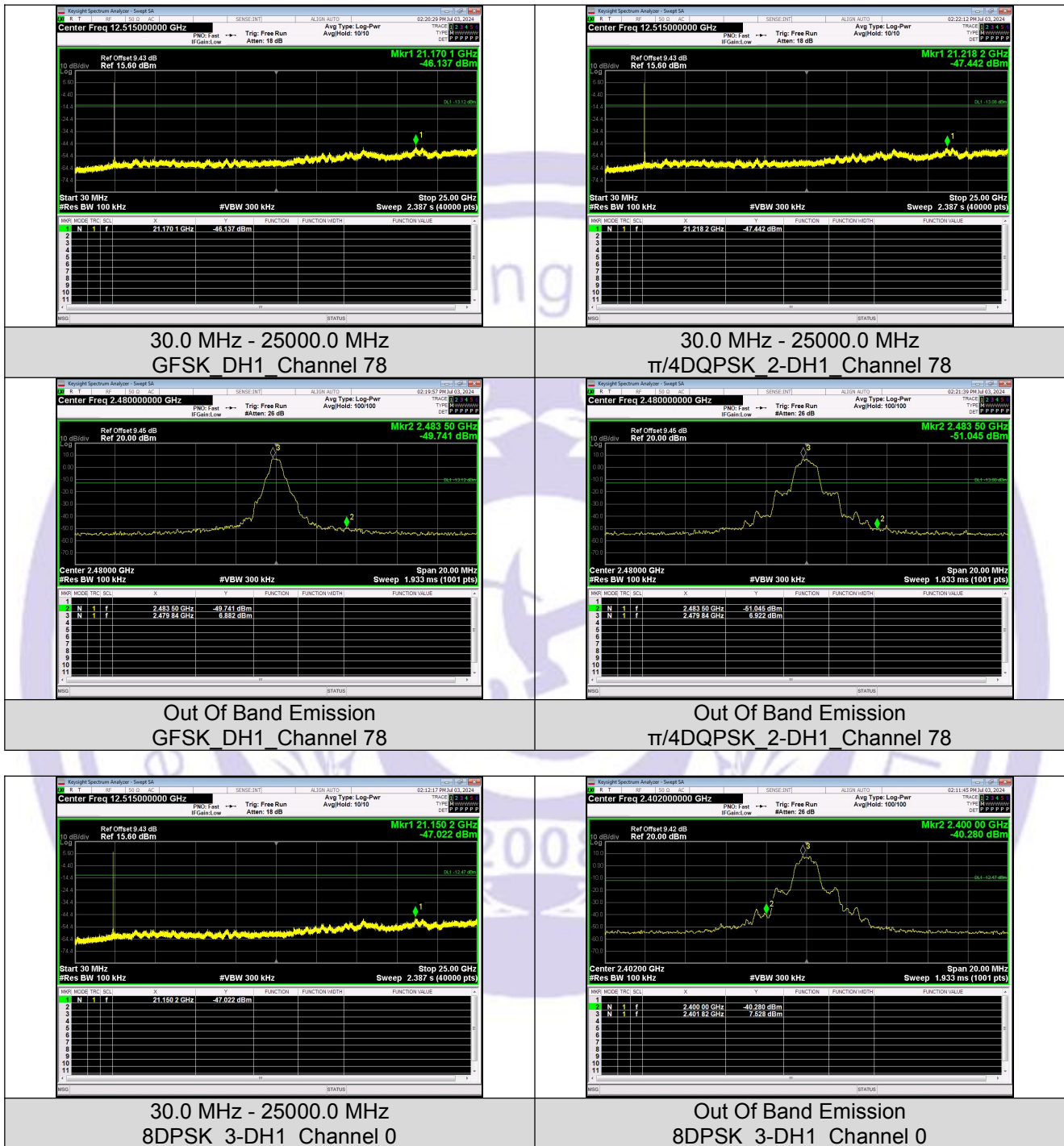
Hopping

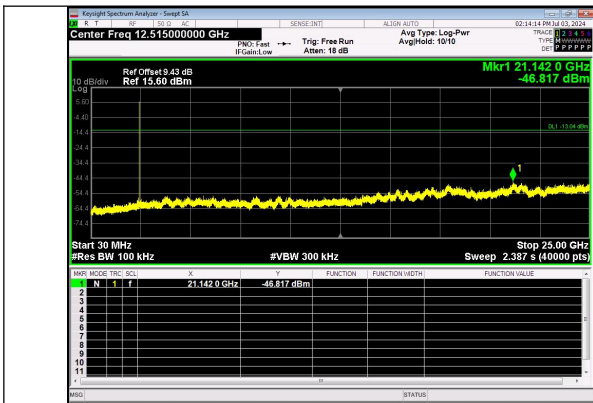
Modulation	Packet	Channel	OOB Emission Frequency (MHz)	OOB Emission Level (dBm)	Limit (dBm)	Over Limit (dB)	Result
GFSK	DH1	Hopping	2400.00	-47.297	-12.59	-34.707	PASS
			2483.50	-51.393	-13.09	-38.303	PASS
$\pi/4$ DQPSK	2-DH1		2400.00	-42.090	-12.53	-29.560	PASS
			2483.50	-51.917	-13.07	-38.847	PASS
8DPSK	3-DH1		2400.00	-40.412	-12.38	-28.032	PASS
			2483.50	-50.115	-12.91	-37.205	PASS

Test Graphs

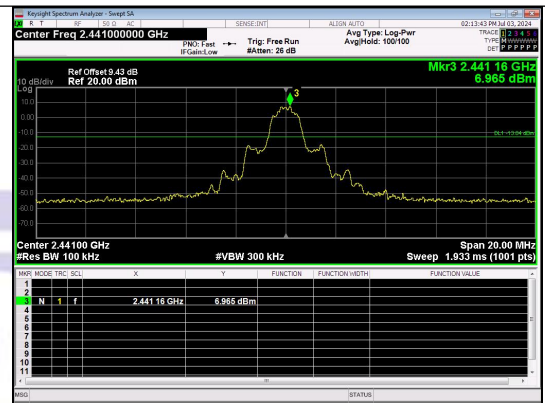




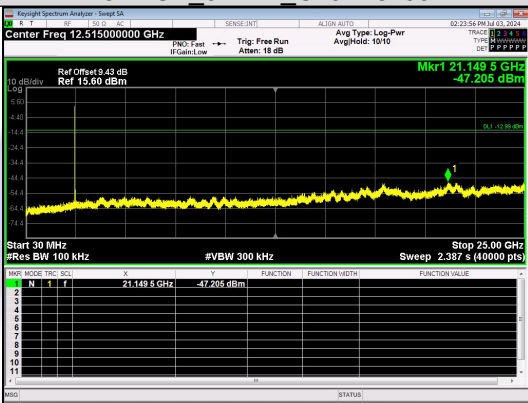




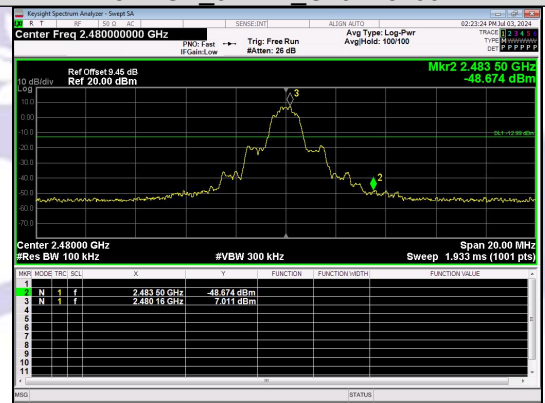
30.0 MHz - 25000.0 MHz
8DPSK_3-DH1 Channel 39



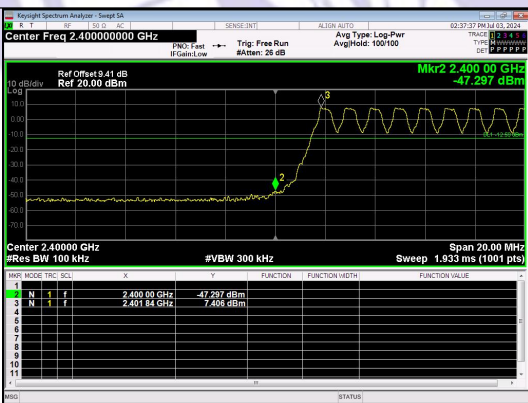
Out Of Band Emission
8DPSK_3-DH1 Channel 39



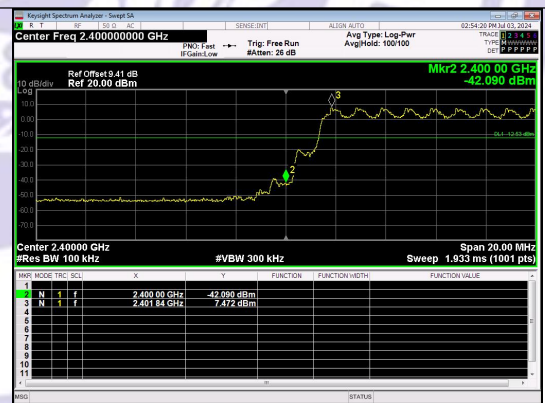
30.0 MHz - 25000.0 MHz
8DPSK_3-DH1 Channel 78



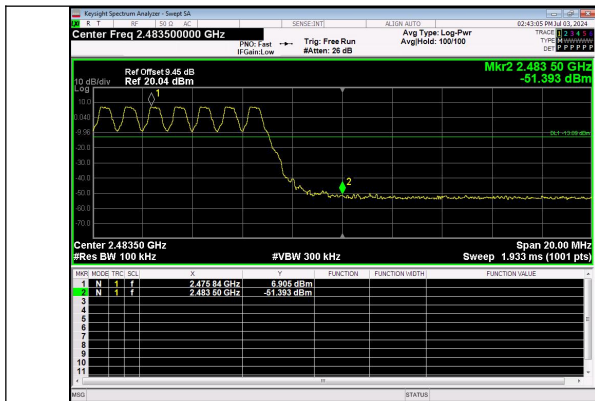
Out Of Band Emission
8DPSK_3-DH1 Channel 78



Out Of Band Emission(Left)
GFSK_DH1 Channel Hopping



Out Of Band Emission(Left)
 $\pi/4$ DQPSK_2-DH1 Channel Hopping



Out Of Band Emission(Right)
GFSK_DH1_Channel Hopping



Out Of Band Emission(Right)
 $\pi/4$ DQPSK_2-DH1_Channel Hopping



Out Of Band Emission(Left)
8DPSK_3-DH1_Channel Hopping



Out Of Band Emission(Right)
8DPSK_3-DH1_Channel Hopping

14 Antenna Requirement

14.1 Test Standard and Requirement

Test Standard	FCC Part15 Section 15.203 /247(c) & RSS-Gen 6.8
Requirement	<p>1) 15.203 requirement:</p> <p>An intentional radiator shall be designed to ensure that no antenna other than that furnished by the responsible party shall be used with the device. The use of a permanently attached antenna or of an antenna that uses a unique coupling to the intentional radiator, the manufacturer may design the unit so that a broken antenna can be replaced by the user, but the use of a standard antenna jack or electrical connector is prohibited.</p> <p>2) 15.247(c) (1)(i) requirement:</p> <p>Systems operating in the 2400-2483.5 MHz band that is used exclusively for fixed. Point-to-point operations may employ transmitting antennas with directional gain greater than 6dBi provided the maximum conducted output power of the intentional radiator is reduced by 1 dB for every 3 dB that the directional gain of the antenna exceeds 6 dBi.</p>

14.2 Antenna Connected Construction

The antenna is PCB Antenna which permanently attached, and the best case gain of the antenna is 0.32dBi. It complies with the standard requirement.

15 APPENDIX I -- TEST SETUP PHOTOGRAPH

Please see the attachment for details.



16 APPENDIX II -- EUT PHOTOGRAPH

Please see the attachment for details.

----- End of Report -----

