

## Attachment 1

### ➤ Test Setup Photograph

#### < Conducted Measurement >

Test Mode : Mode 1: Transmit\_Power by PC

Description : Front View of Conducted Emission Test Setup




Description : Back View of Conducted Emission Test Setup




**<Radiated Emission>**

Test Mode : Mode 1: Transmit\_Power by PC


Description : Front View of Radiated Emission Test Setup (Bilog)




Description : Back View of Radiated Emission Test Setup (Bilog)



Test Mode : Mode 2: Transmit\_Power by Battery  
Description : Front View of Radiated Emission Test Setup (Bilog)




Description : Back View of Radiated Emission Test Setup (Bilog)





Test Mode : Mode 1: Transmit\_Power by PC

Description : Front View of Radiated Emission Test Setup (Horn)



Description : Back View of Radiated Emission Test Setup (Horn)

