

Appendix 2 Photodocumentation

Description: Test setup in the anechoic chamber


Division:
Industry & Energy

Department: FG

Test report reference:
INE-AT/FG-21/154

Page: 7 of 12

Date: 06.07.2021



Appendix 2 Photodocumentation

Description: Test setup below 1GHz


Division:
Industry & Energy

Department: FG

Test report reference:
INE-AT/FG-21/154

Page: 8 of 12

Date: 06.07.2021



Appendix 2 Photodocumentation

Description: Test setup above 1 GHz

Division:
Industry & Energy

Department: FG

Test report reference:
INE-AT/FG-21/154

Page: 9 of 12

Date: 06.07.2021



Appendix 2 Photodocumentation

Description: Test setup charging mode


Division:
Industry & Energy

Department: FG

Test report reference:
INE-AT/FG-21/154

Page: 10 of 12

Date: 06.07.2021



Appendix 2 Photodocumentation

Description: Test setup below 30 MHz (charging)


Division:
Industry & Energy

Department: FG

Test report reference:
INE-AT/FG-21/154

Page: 11 of 12

Date: 06.07.2021



Appendix 2 Photodocumentation

Description: Test setup below 30 MHz


Division:
Industry & Energy

Department: FG

Test report reference:
INE-AT/FG-21/154

Page: 12 of 12

Date: 06.07.2021



--- END OF TEST REPORT ---