

Photographs of EUT Setup and Antenna Location

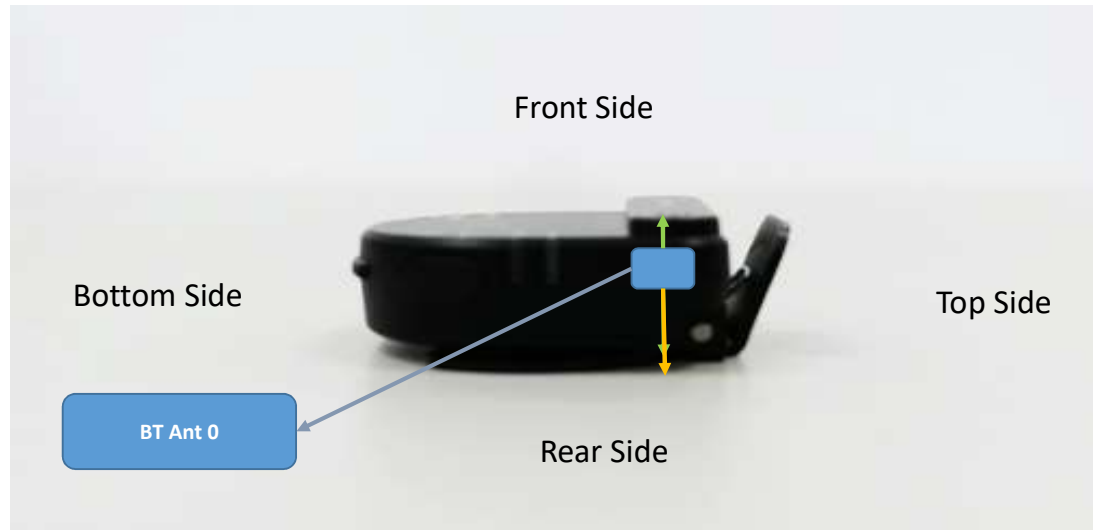
The photographs of EUT and setup for SAR testing are shown as follows.

<Front Face View>




Antenna	To Top Side	To Bottom Side	To Left Side	To Right Side
	(mm)	(mm)	(mm)	(mm)
BT Ant 0	2.00	27.00	5.70	9.00

<Right Side View>




Antenna	To Front Side	To Rear Side	To Rear Side of Clip
	(mm)	(mm)	(mm)
BT Ant 0	3.00	10.50	12.00


<Photographs of Body SAR Test Setup>




Front Face of EUT Tested at 0 mm



Rear Face of EUT Tested at 0 mm




Left Side of EUT Tested at 0 mm



Right Side of EUT Tested at 0 mm



Top Side of EUT Tested at 0 mm



Bottom of EUT Tested at 0 mm