

## CK788 Kitchen scale

---

### *Digital Scale Specialist*

Thank you for choosing Digital Bluetooth Scale.

This model utilizes BIA (Bio-electrical Impedance Analysis) technology. Bio-electrical impedance technology makes the measurements more accurate by taking advantage of the conductive composition of muscle and water contents within the body. The device sends harmless signals through the body to measure the overall body-impedance which is increased due to fat composition and lowered by the conductive muscles and water in the body.

## SPECIFICATION

Size: 280\*280\*24mm

Capacity: 11-396lb/5-180kg

Batteries: 3\*1.5 V AAA

Division: 0.2lb/0.1kg

Unit: lb/kg (**Switch the unit by Setting>My information>Unit**)

## CAUTION

- This scale should not be used to diagnose or treat any medical condition. You should consult a your primary care doctor or physician before undertaking your diet or exercise program.
- DO NOT stand on the edge of the scale or jump on it.
- DO NOT overload the scale (Maximum 396lb/ 180kg).
- DO NOT immerse the scale in water.
- Please use a damp cloth or a glass cleaner when you clear the surface of scale.
- Always place scale on a hard, dry and flat surface before measurement.
- Connect the batteries in accordance with the correct polarities indicated.
- If you are not using the scale, it is recommended that you remove the batteries.

## OPERATION INSTRUCTION

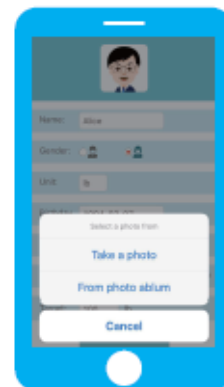
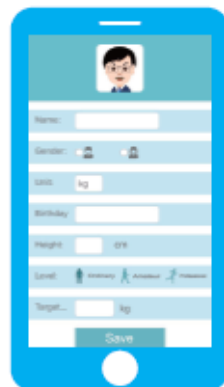
The Bluetooth Body Fat Scale can connect with your mobile phone or other device via Bluetooth. The body composition analysis will be showed at the App named "New iwellness", which is easy to download from App Store or Google Play.

**Please turn on Location Service, enable GPS permission of your mobile phone prior to turn on Bluetooth connection.**

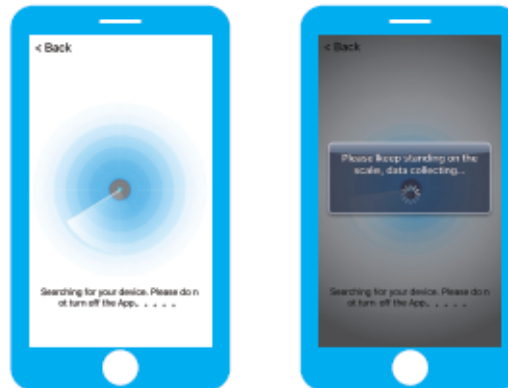
1. Bluetooth 4.0, Android 4.3 and above,
2. IOS8.0 and above.

### Connection & Body Composition Analysis

1. Download "New iwellness" from App Store or Google Play, and turn on Bluetooth function in your device.
2. Register your own ID, then input your information (user name, gender, preferred weight unit, birthday, height, fitness level). You can tap on the picture to change user's image.



3. Click "Save" to confirm your personal information. You will see the following indication, please keep standing on the scale with bare feet to make a connection between your device and scale via Bluetooth.



4. After the scale display show " - - - " three times and stop to your body weight result. That is mean the body composition analysis are measured, please click "Yes" to receive them to your app. You can check the standard of your each body composition by tapping on the data.



5. Click into the history, you can see your history data in graph or list. You can share you body data via Twitter/Email/SMS/Facebook.

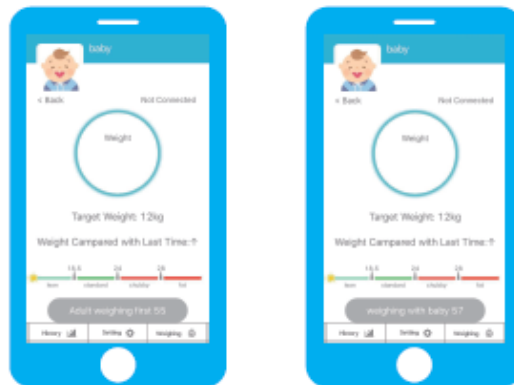


## Baby Mode

1. To create an account for you baby, please input the baby's information and click "Save".



2. Click "Weighing" and stand on the scale with your shoes when you see "Adult weighing first", leave the scale and stand on the scale again with you baby when you see the indication turn to "weighing with baby".



3. After weighing, please click "Yes" to save the data. You can also see the history data in graph and list by pressing history.



## NOTE

- Not recommended for any person using a pacemaker or other internal device.
- Not recommended for women who are pregnant, the measurements will be incorrect.
- Make sure your feet are bare and dry when you measure body fat and other data.
- When you enter "Baby Mode", please weigh with shoes.
- Do Not take measurements immediately after intense exercise.
- Take measurements at the same or similar time of the day.
- You can change the unit by "Setting > My information > Unit".
- There is a maximum of 10 users per app.

## Frequently Asked Question & Answer:

Why doesn't the scale work? Why doesn't the display show data?

Why does the data on the screen disappear in a flash?

- Please check whether the insulation piece is taken out, batteries are installed or batteries are in low and need replacing.

Display indicates "Err" when measuring body fat:

- Your feet or scale are too wet.
- Overload the maximum capacity (396lb/ 180kg)
- Body parameter settings should be with Height (3'3"-7'3"/100-220cm), Aged (10-99 years old).

The scale can not connect with App

- The App is required to be opened when weighing.
- Make sure to turn on the Bluetooth function on your device.
- Please re-turn on the Bluetooth and restart New iwellness on your device.

No body fat data measured when weighing.

- Body fat scale requires weighing with dry and bare feet.
- Ensure the Bluetooth function is open.
- Please input you personal information with Height (3'3"-7'3" / 100-220cm), Aged (10-99 years old).

### What's Included

Your Bluetooth Scale box includes:

Smart Bluetooth Scale

Batteries: 3\*1.5 V AAA

User Manual

### Guarantee

The scale has been checked for accuracy prior to leaving the factory and has a guarantee against any defect in either workmanship or materials for a period of 1 year.



## FCC Statement

Changes or modifications not expressly approved by the party responsible for compliance could void the user's authority to operate the equipment.

This equipment has been tested and found to comply with the limits for a Class B digital device, pursuant to Part 15 of the FCC Rules. These limits are designed to provide reasonable protection against harmful interference in a residential installation. This equipment generates uses and can radiate radio frequency energy and, if not installed and used in accordance with the instructions, may cause harmful interference to radio communications. However, there is no guarantee that interference will not occur in a particular installation. If this equipment does cause harmful interference to radio or television reception, which can be determined by turning the equipment off and on, the user is encouraged to try to correct the interference by one or more of the following measures:

- Reorient or relocate the receiving antenna.
- Increase the separation between the equipment and receiver.
- Connect the equipment into an outlet on a circuit different from that to which the receiver is connected.
- Consult the dealer or an experienced radio/TV technician for help

This device complies with part 15 of the FCC rules. Operation is subject to the following two conditions (1) this device may not cause harmful interference, and (2) this device must accept any interference received, including interference that may cause undesired operation.

Get Free App "New iWellness" on



 App Store



 Google Play