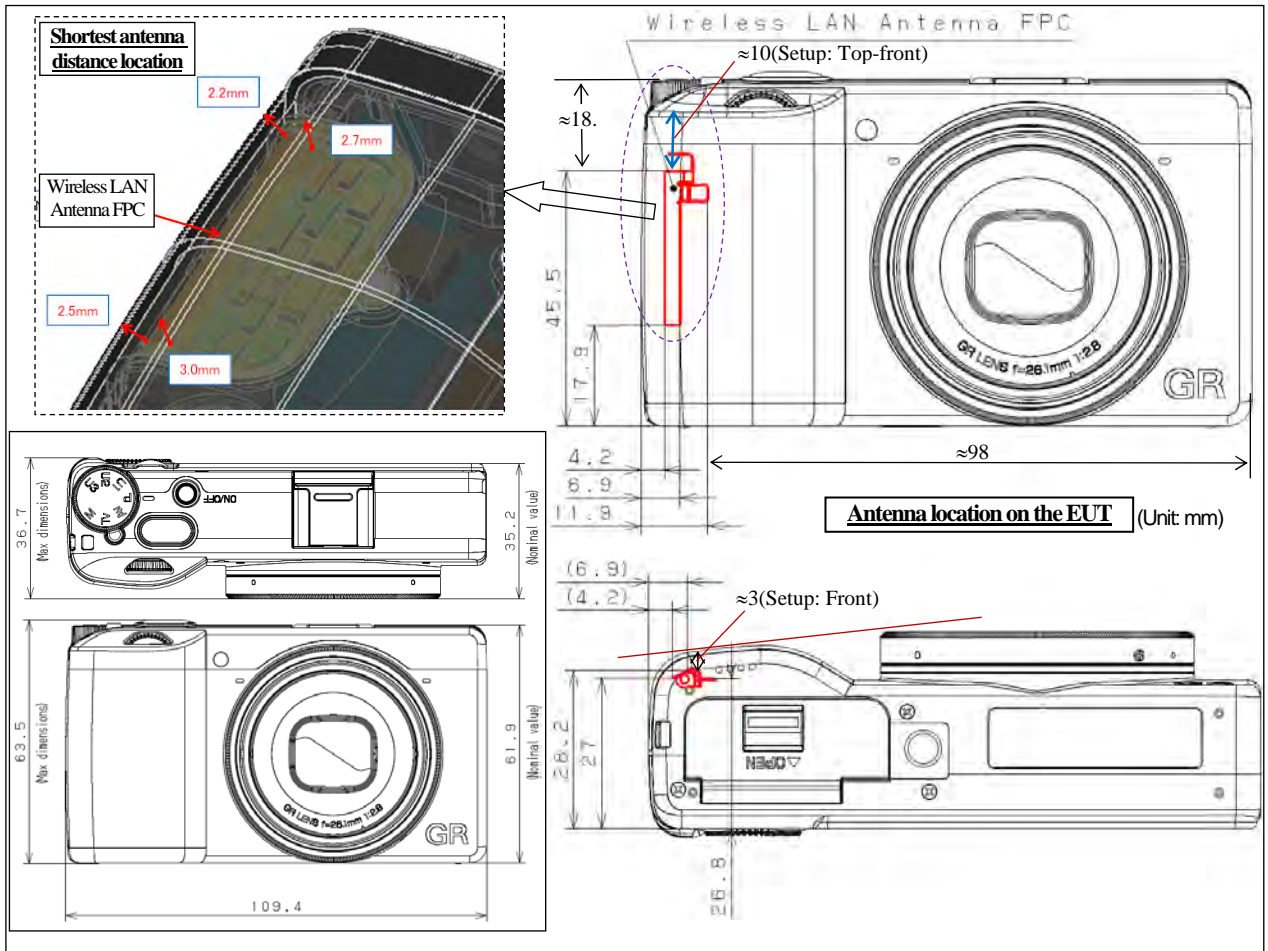




**APPENDIX 1: Photographs of EUT and SAR test setup**

**Appendix 1-1: Photograph of EUT and antenna position**



\*. Size of EUT (digital camera): 109.4 mm (width) × 61.9 mm (height) × 35.2 mm (depth) (\*. nominal size)



















**Appendix 1-2: EUT and support equipment**





















**Description of EUT and Support Equipment (including cables)**

No.	Item	Model number	Serial number	Manufacturer	Remark
A	Digital Camera	R05010	0000061	RICOH IMAGING COMPANY., LTD.	EUT
B	Digital Camera	R05010	0000063	RICOH IMAGING COMPANY., LTD.	Support equipment. This item used for battery charger.
C	AC Adaptor	D-AC166	ESD-3	RICOH IMAGING COMPANY., LTD.	Support equipment. This item used for battery charger and USB power operation.
D1	Lithium Ion Battery	DB-110	09	RICOH IMAGING COMPANY., LTD.	Accessory of EUT,
D2			12		Accessory of EUT,
D3			16		Accessory of EUT,
D4			17		Accessory of EUT,
D5			18		Accessory of EUT,
E1	SD Card	SD-K08G	RIM-RF-SD024	TOSHIBA	*.Wi-Fi
E2	(8GB, SDHC, Class 4)		RIM-RF-SD025		*.Bluetooth
①	USB cable (Type C connector)	-	-	RICOH IMAGING COMPANY., LTD.	Length: 1m, Shielded.
②	AC cable	D-CO2J	-	RICOH IMAGING COMPANY., LTD.	Length: 1.4m, Unshielded.













**Appendix 1-3: Photograph of test setup**

Position	Setup photographs		
<b>Front-right(1) (Touch)</b>			
			
<b>Front-right(1) Repeat (Touch)</b>			
			
<b>Front-right(1) (USB power operation) (Touch)</b>			
			

**Appendix 1-3: Photograph of test setup (cont'd)**

Position	Setup photographs		
Front (Touch)			
Front-right (2) (Touch)			
Right-front (Touch)			
			
Right (Touch)			
Top-Front (Touch)			

**Appendix 1-3: Photograph of test setup (cont'd)**

Position	Setup photographs		
<p><b>Top (Touch)</b></p>			
<p><b>Bottom (Touch)</b></p>			
<p><b>Rear (LCD) (Touch)</b></p>			
<p><b>Front- right(1) No-device holder (Touch)</b></p>			
<p><b>Front- right(2) No-device holder (Touch)</b></p>	