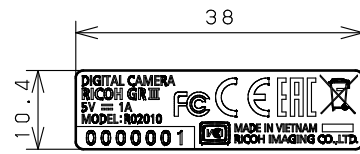
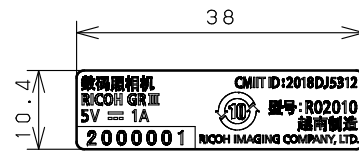


Label:78350-A490  
For Regions Except  
Regions of A492, A493, A494



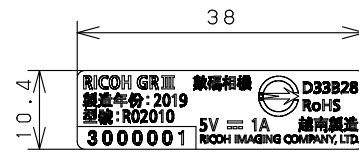
[Material]  
Base:PET SM50S (A) PAT1  
Laminate:PET N25 NPL  
[Color]  
Base:Black  
Letters and Marks:Silver

Label:78350-A492  
For China



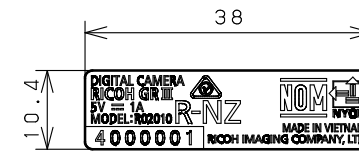
[Material]  
Base:PET SM50S (A) PAT1  
Laminate:PET N25 NPL  
[Color]  
Base:Black  
Letters and Marks:Silver

Label:78350-A493  
For Taiwan



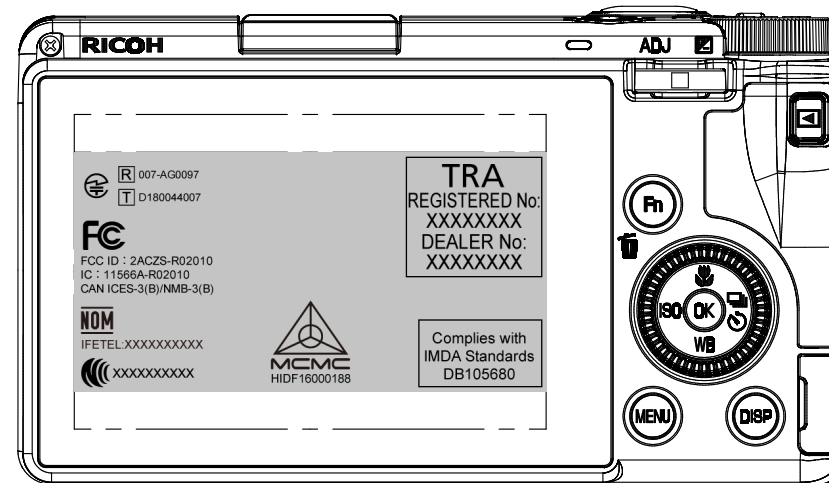
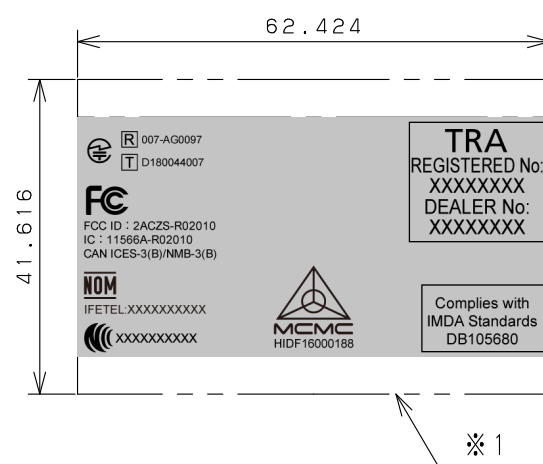
[Material]  
Base:PET SM50S (A) PAT1  
Laminate:PET N25 NPL  
[Color]  
Base:Black  
Letters and Marks:Silver

Label:78350-A494  
For Australia, New Zealand,  
Mexico



[Material]  
Base:PET SM50S (A) PAT1  
Laminate:PET N25 NPL  
[Color]  
Base:Black  
Letters and Marks:Silver

Electronic Indication



•Display Position of Electronic Indication

Notes

- ※1は量産時に正式な認可番号を表示する。  
The mark of ※1 will be indicated formal grant number at the mass production.
- 電子表示の表示手順 Display instructions of Electronic Indication
  - 1. MENUボタンを押下してメニューを表示する。  
Pressing "MENU Button", the menu screen is displayed.
  - 2. セットアップメニューの認証マークを選択する。  
Select "Certification Marks" in "Setup".
  - 3. OKボタンを押下して認証マークを表示する。  
Pressing "OK Button", "Certification Marks" is displayed.