
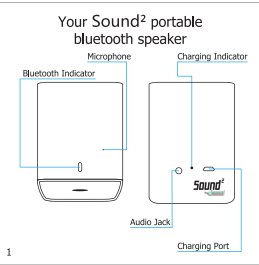
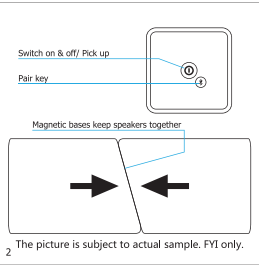



top

 <p>User's Manual FCC ID:2ACZPT51000</p>		<p>Your Sound² portable bluetooth speaker</p>  <p>1</p>		 <p>2 The picture is subject to actual sample. FYI only.</p>		<p>I] Safety & General Information</p> <p>Please read the following information prior to using of this Product. Under no circumstances users are allowed to make any change or modification to the product or its accessories.</p> <ol style="list-style-type: none">1. To prevent from electronic interference and compatibility conflict, please turn it off in places where prohibition instruction posted, such as in flight, army base, hospitals, rehabilitation centers, etc.2. Please adjust the volume to the moderate level to avoid your hearing loss in the long-term use process.3. Please keep away from fire, water and high pressure equipments.4. Please study the re-charge procedure in this manual for proper handling. <p>3</p>		<p>II] Introduction of Product</p> <p>"Sound²" Bluetooth Speaker, small and exquisite, perfectly mixed trendy design and reliable techniques.</p> <p>You can enjoy stereo sound by connecting both speakers which will separate to left and right channel, or have mono sound by using them separately.</p> <p>This product has adopted the standard features of Bluetooth 2.1+EDR (A2DP) and brings you the wireless convenience when you use it. You can enjoy freely within the operating range from the device with Bluetooth A2DP, such as MP3, PC, or PDA. Moreover, this product can be switched among listening music, dialing and receiving calls. If only the cell phone has Bluetooth function, you can pick up or dial a telephone when you are listening music. Once your call ended, music will resume in a few seconds.</p> <p>4</p>		<p>Notes:</p> <ol style="list-style-type: none">1. The play device or connected Bluetooth transmitter must be A2DP supportive.2. Cell-phone must be Bluetooth headset function supportive or hands-free function of Bluetooth A2DP supportive.3. Some cell-phones may not be able to automatically release the connection of Bluetooth, which may result the speaker can't be switched to Bluetooth function automatically. <p>III] How to properly use the product</p> <p>I. power on and off:</p> <p>1. Switch Mode: Power on: Long press "⏻" of both speakers at the same time for 3 seconds, blue LED flashing and accompanied by power on voice prompts.</p> <p>Power off: Long press "⏻" of one speaker for 3 seconds, Blue LED stopped flashing.</p> <p>5</p>		<p>2. Pairing mode:</p> <p>Pairing means the connection process between the product with other Bluetooth device.</p> <ul style="list-style-type: none">• Long press "⌘" of both speakers and let it go once power is on, it will be in pairing mode automatically, and accompanied by blue LED flashing quickly. Once it interconnect successfully, there is voice prompt with LED flashing slowly (Interconnect time affected by external interference)• Short press "⌘", it will enter into pairing mode with cell phone, and accompanied by blue LED long bright. Once it connects with cell phone successfully, there is voice prompt. LED of one of the speakers becomes long bright (main box), LED of another speaker becomes slow flashing (sub-box). <p>Long press "⌘", it can cancel pairing with cell phone.</p> <p>6</p>			
--	--	---	--	---	--	--	--	--	--	---	--	--	--	---	--

bottom

<ul style="list-style-type: none">• Once interconnection with the boxes, it will be automatically connected if restart power.• Some cell phones need to enter a command or a password, please enter 0000 directly. <p>3. Music play mode:</p> <p>After the product connected with device, you can play music directly through the player on the device and adjust the volume and select songs.</p> <p>4. Hands-free mode:</p> <p>After the product connected with device, short press "O" in main box when call coming, the tone will be transferred to boxes (Some cell phones need to manually operate to switch to Bluetooth mode).</p> <p>7</p>		<p>5. Charging mode:</p> <p>Independent MICRO USB charging mode, charging indicator light red when plug in MICRO USB, and the charging indicator light turns to green when charging is complete.</p> <p>IV] Battery and Charging Tips</p> <p>This product uses the MICRO USB charging mode, and built-in lithium battery. Make sure the battery is fully charged and released during first three times to keep the battery in best performance. Use any improper charging device will damage the speakers and can't be guaranteed. When charging is complete, unplug the USB cable on the speakers. Do not have speaker under charging mode in long time, which will reduce the battery life. Please do not use it in too hot or cold environments.</p> <p>8</p>		<p>Do not install, place or use speakers near heat source, such as stoves, radiators, ovens, coffee makers, or other device can send strong interference signal frequency.</p> <p>V] Trouble shooting</p> <p>If failure occurs, please check the following factors:</p> <ul style="list-style-type: none">• If connection failed, please check and confirm if both cell-phone and Bluetooth speaker are powered on and in Bluetooth mode.• If the volume is too high or distortion, please check if the volume of the cell-phone is set properly (the output volume is varied from types of cell-phone) <p>9</p>		<ul style="list-style-type: none">• If interruption happened during playing music, please check if the distance between the speaker and the cell-phone exceeds 10 meters (30 feet) or if any obstacles like walls, other electronics device between two equipments.• If "beep" sound is heard when playing music, it means low battery. Please turn off the music and charging it in time.• If interruption happened in Apple system, it's because the common device can only connect one Bluetooth device, but Apple system can connect two Bluetooth devices. When Apple system connects two Bluetooth devices at the same time, it will result unsmooth connection with this product, and leads to interruption. In order to connect with this product successfully, please turn off other Bluetooth device. <p>10</p>		<ul style="list-style-type: none">• Can't pair and connect successfully. Due to fast Bluetooth interlinkage in Apple system, it's easy to connect Apple Bluetooth prior to connect between speakers, thus why it can't connect speaker normally. In order to connect speakers successfully, please turn off the Bluetooth in Apple system before power on the speakers. Once the speakers connected with each other, you can open the Bluetooth in Apple system and connect with the speakers.• Don't know how to use Bluetooth button. This product can automatically connect after powered on, and the function of Bluetooth button is to have other device connected. You <p>11</p>		<p>need to quit if you want to connect with other device, press Bluetooth button, and connect it after the product release Bluetooth signal.</p> <ul style="list-style-type: none">• The material and thickness of protective shells will affect cell phone or other Bluetooth device.• The product used Bluetooth Version 2.1, it might not be compatible with Bluetooth Version 4.0, it will result around one second interruption when playing music. It's normal case rather than the product quality issue. <p>12</p>		<p>VI] Technical Specification</p> <table><tr><th>Item</th><th>Spec</th></tr><tr><td>Size</td><td>62 x 62 x 86mm</td></tr><tr><td>Charge current</td><td>300mA</td></tr><tr><td>Charge voltage</td><td>5V DC</td></tr><tr><td>Battery capacity</td><td>800mAh</td></tr><tr><td>Working temperature</td><td>-20°C ~ 45°C</td></tr><tr><td>Working humidity</td><td>5% ~ 95%</td></tr><tr><td>Working hours</td><td>Around 4 hours</td></tr></table> <p>VII] Accessories</p> <p>please make sure that the product contains the following items.</p> <table><tr><th>Items</th><th>Quantity</th></tr><tr><td>JN-1003</td><td>2</td></tr><tr><td>Charging cable</td><td>1</td></tr><tr><td>3.5mm audio input line</td><td>1</td></tr></table> <p>13</p>		Item	Spec	Size	62 x 62 x 86mm	Charge current	300mA	Charge voltage	5V DC	Battery capacity	800mAh	Working temperature	-20°C ~ 45°C	Working humidity	5% ~ 95%	Working hours	Around 4 hours	Items	Quantity	JN-1003	2	Charging cable	1	3.5mm audio input line	1	<p>VIII] Environmental Protection</p> <p>Reasonable handling equipment or batteries. Compliance with local regulations for the equipment for processing.</p> <p>XI] Notify customer</p> <p>Notify the customer who are not allowed unauthorized changes to the client device.</p> <p>14</p>	
Item	Spec																																						
Size	62 x 62 x 86mm																																						
Charge current	300mA																																						
Charge voltage	5V DC																																						
Battery capacity	800mAh																																						
Working temperature	-20°C ~ 45°C																																						
Working humidity	5% ~ 95%																																						
Working hours	Around 4 hours																																						
Items	Quantity																																						
JN-1003	2																																						
Charging cable	1																																						
3.5mm audio input line	1																																						

This device complies with part 15 of the FCC rules. Operation is subject to the following two conditions:

- (1) this device may not cause harmful interference, and
- (2) this device must accept any interference received, including interference that may cause undesired operation.

Changes or modifications to this unit not expressly approved by the party responsible for compliance could void the user's authority to operate the equipment.