

Figure 8

The EUT-Inside View




Figure 9

PCB of The EUT-Front View




Figure 10

PCB of The EUT-Back View




Figure 11

PCB of The EUT-Back View






Figure 12

PCB of The EUT-Front View (WiFi Module With Shielding)



Figure 13

PCB of The EUT-Front View (WiFi Module Without Shielding)



Figure 14

PCB of The EUT-Back View (WiFi Module)

