

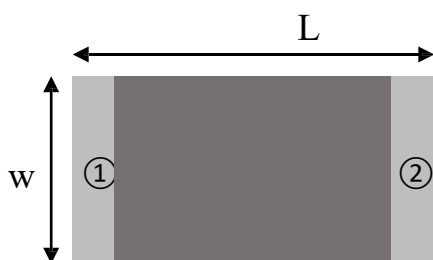
## Features

- 1.Surface Mounted Devices with a small dimension of 1.6 x 0.8 x 0.8 mm meet future miniaturization trend.
- 2.Embedded and LTCC (low temperature co-fired ceramic) technology is able to integrate with system design as well as beatifying the housing of final product.
- 3.High stability and low tolerance.

## Applications

1. Bluetooth
2. Wireless LAN
3. ISM band 2.4GHz wireless applications

## Dimensions (Unit: mm)



( Top View )



( Bottom View )

Number	Terminal Name
①	INPUT
②	NC



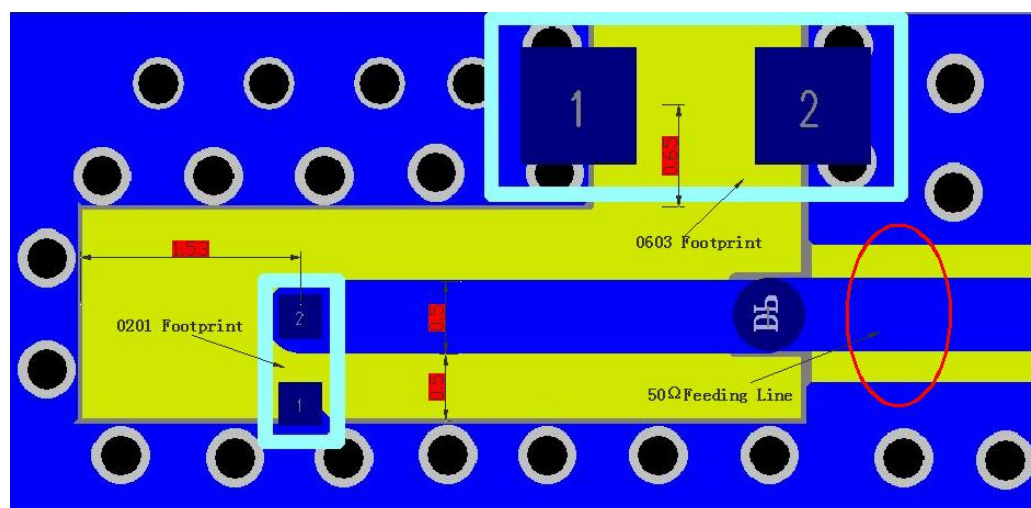
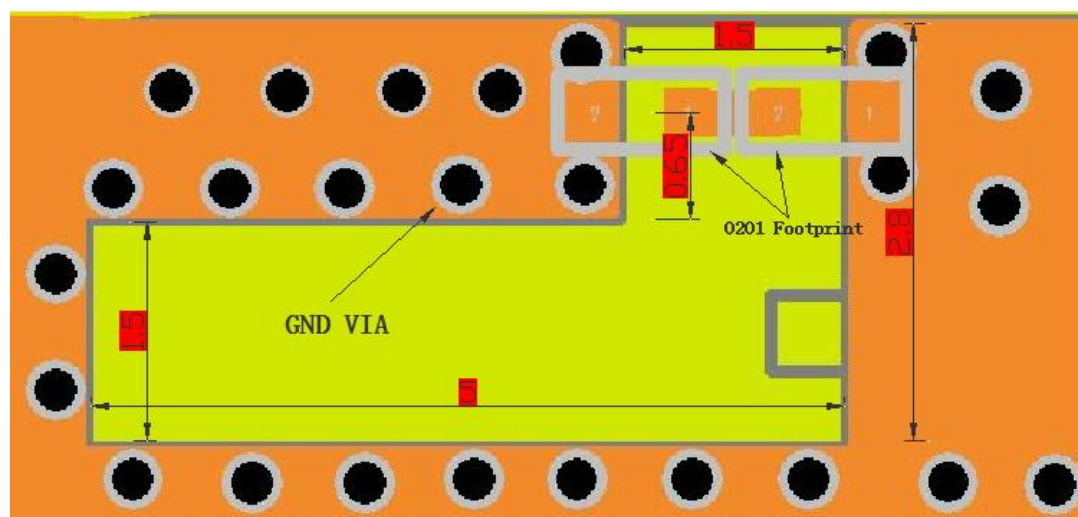
( Side View )

Symbols	L	W	T	A
Dimensions	1.60±0.20	0.80±0.20	0.80±0.20	0.30±0.10

[www.surbaner.com.cn](http://www.surbaner.com.cn)

SBR Communication has possession of proprietary information provided in this report and this proprietary information shall be kept in strict confidence and not disclosed to any person or firm without the prior written consent of SBR Communication Technology.

## Evaluation Board and Matching Circuits



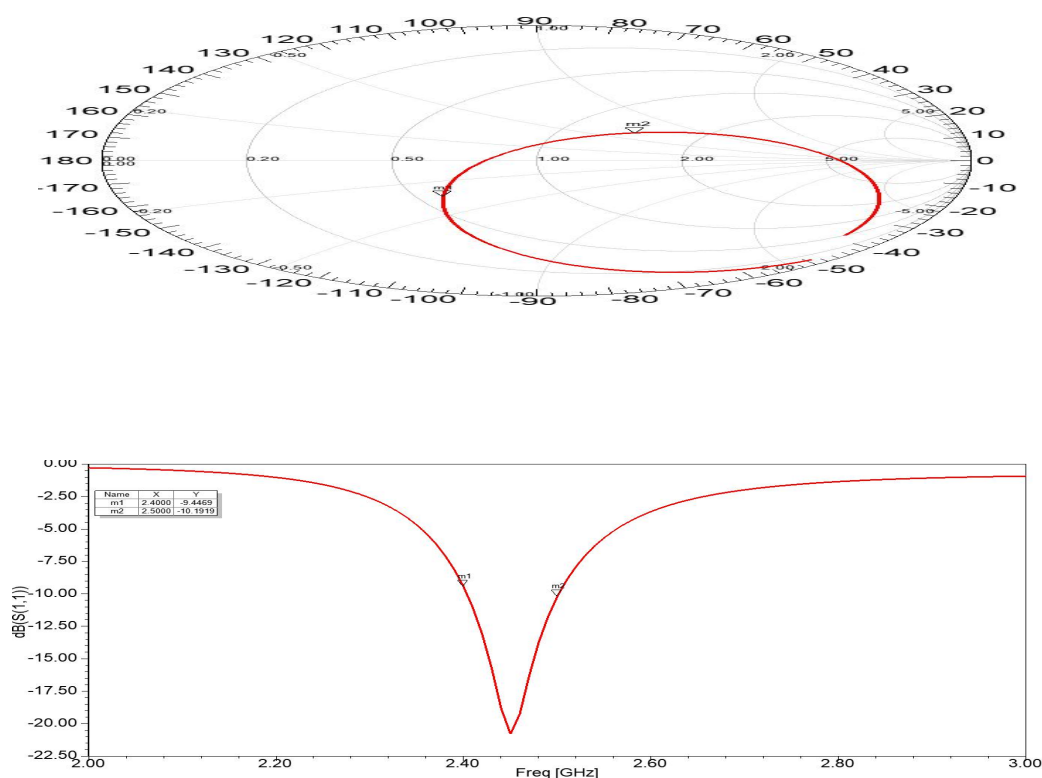
[www.surbaner.com.cn](http://www.surbaner.com.cn)

SBR Communication has possession of proprietary information provided in this report and this proprietary information shall be kept in strict confidence and not disclosed to any person or firm without the prior written consent of SBR Communication Technology.

## Electrical Characteristics

	Feature	Specification
1	Central frequency	2445MHz
2	Bandwidth	>100MHz
3	Peak gain	>3dBi
4	VSWR	<2
5	Polarization	Linear
6	Azimuth beamwidth	Omnidirectional
7	Impedance	50 $\Omega$

## Characteristic curve

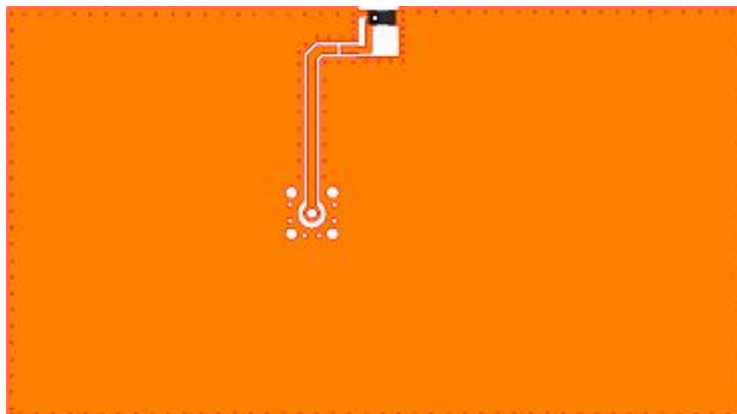
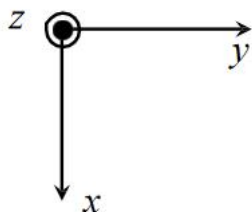


[www.surbaner.com.cn](http://www.surbaner.com.cn)

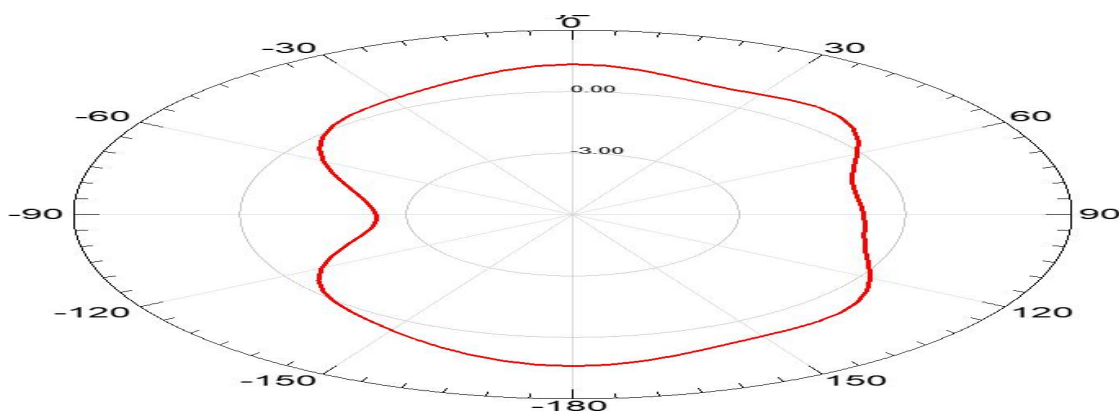
SBR Communication has possession of proprietary information provided in this report and this proprietary information shall be kept in strict confidence and not disclosed to any person or firm without the prior written consent of SBR Communication Technology.

## Radiation Pattern

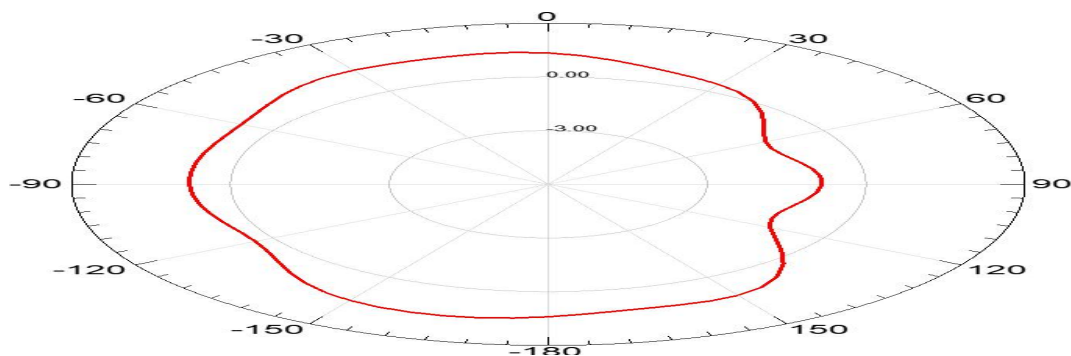
coordinates:



Y-Z Plane



X-Z Plane

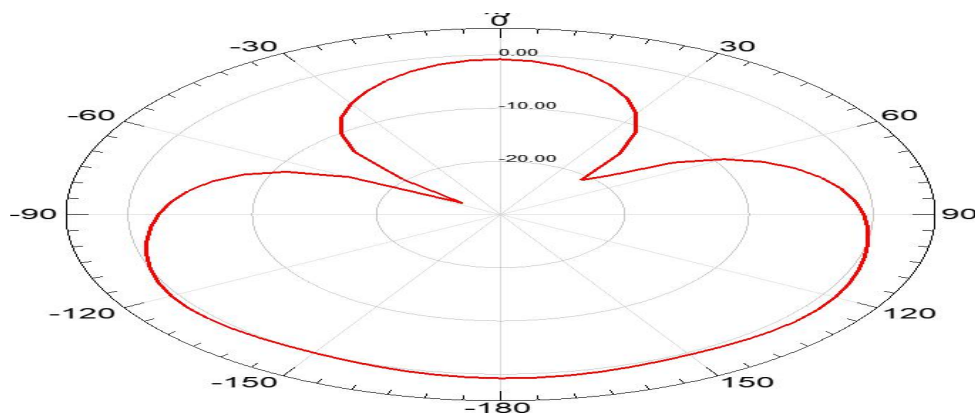


[www.surbaner.com.cn](http://www.surbaner.com.cn)

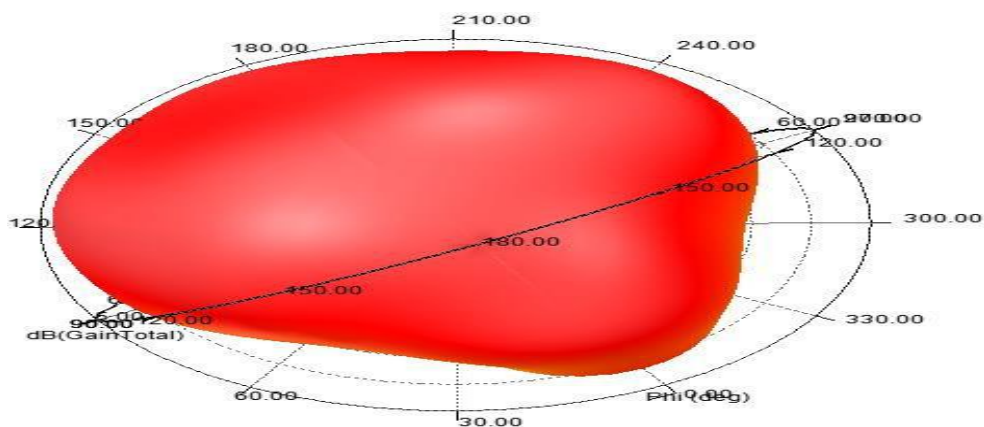
SBR Communication has possession of proprietary information provided in this report and this proprietary information shall be kept in strict confidence and not disclosed to any person or firm without the prior written consent of SBR Communication Technology.

## P/N: SURL160808 SRF08

X-Y Plane



3D Radiation Pattern



Frequency	2400MHz	2450MHz	2500MHz
Avg. gain	-1.14	-0.85	-1.30
Peak gain	2	2.8	2.5
Efficiency	77%	82%	78%

[www.surbaner.com.cn](http://www.surbaner.com.cn)

SBR Communication has possession of proprietary information provided in this report and this proprietary information shall be kept in strict confidence and not disclosed to any person or firm without the prior written consent of SBR Communication Technology.

## Dependability Test

Test Temperature:	25°C±3°C
Operating Temperature	-25°C~+85°C
Temperature	5~40°C
Relative Humidity	20~70%

## Moisture Proof

Temperature: 40±2°C Humidity: 90~95%RH

Duration: 500h

Recovery conditions: Room temperature Recovery Time: 24h (Class1) or 48h (Class2)

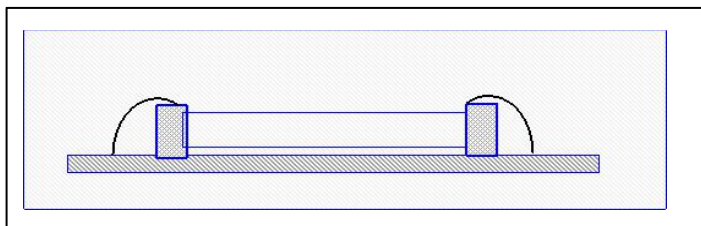
## Solderability

At least 95% of the terminal electrode is covered by new solder. Preheating conditions: 80 to 120°C; 10~30s.

Solder Temperature: 235±5°C Duration: 2±0.5s, Solder Temperature: 245±5°C Duration: 2±0.5s

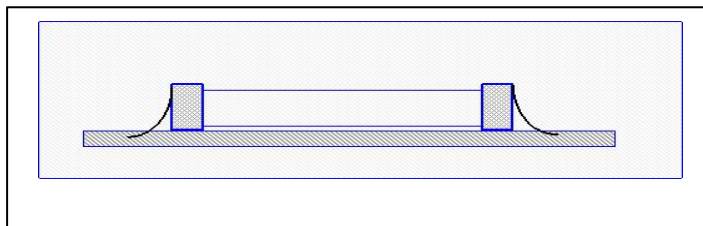
## Optimum Solder Amount for Reflow Soldering

Too much solder



Cracks tend to occur due to large stress.

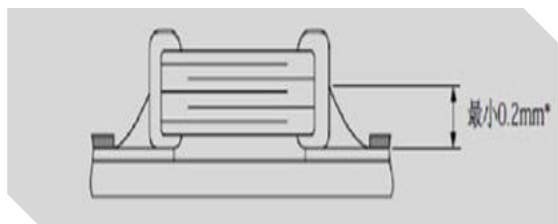
Not enough solder



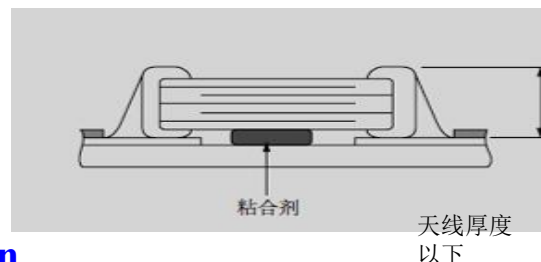
Weak holding force may cause bad connection between the capacitor and PCB.

## Recommended Soldering amounts

The optimal solder fillet amounts for re-flow soldering



The optimal solder fillet amounts for wave soldering



[www.surbaner.com.cn](http://www.surbaner.com.cn)

SBR Communication has possession of proprietary information provided in this report and this proprietary information shall be kept in strict confidence and not disclosed to any person or firm without the prior written consent of SBR Communication Technology.



## P/N: SURL160808 SRF08

### Temperature Cycle Test

10±1S Applied Force: 5N Duration: 10±1S

Preheating conditions: up-category temperature, 1h

Recovery time: 24±1h

Initial Measurement

Cycling Times: 5 times, 1 cycle, 4 steps:

阶段	温度 (°C)	时间 (分钟)
第1步	下限温度(NPOX7R/X7S/X6S/XSR-55) Y5V-25 Z5U-10	30
第2步	常温 (+20)	2~3
第3步	上限温度(NPOX7R/X7S-125) Y5V/Z5U/XSR-85 X6S-105	30
第4步	常温 (+20)	2~3

### Resistance to Soldering Heat

Preheating 80 to 120°C; 10~30s. Solder Temperature: 235±5°C Duration: 2±0.5s, Solder Temperature: 245±5°C

Duration: 2±0.5s, Preheating 100 to 200°C; 10±2min.

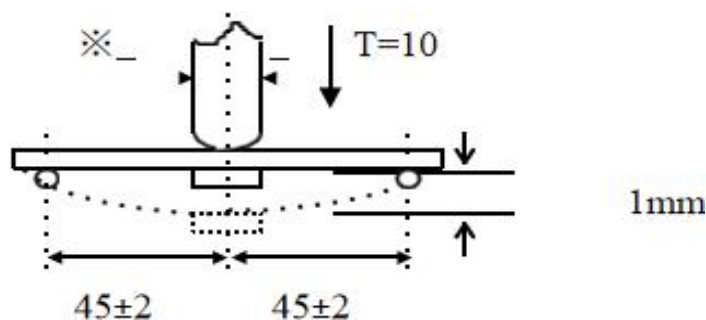
Solder Temperature: 265±5°C Duration: 10±1s

Clean the capacitor with solvent and examine it with a 10X(min.) microscope.

Recovery Time: 24±2h

Recovery condition: Room temperature

### Resistance to Flexure of Substrate



Test Board: Al<sub>2</sub>O<sub>3</sub> or PCB Warp: 1mm Speed: 0.5mm/sec.

Unit: mm

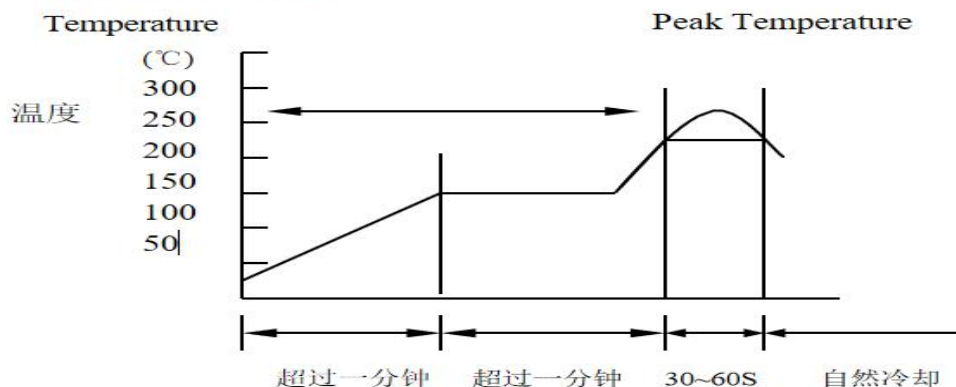
The measurement should be made with the board in the bending position.

[www.surbaner.com.cn](http://www.surbaner.com.cn)

SBR Communication has possession of proprietary information provided in this report and this proprietary information shall be kept in strict confidence and not disclosed to any person or firm without the prior written consent of SBR Communication Technology.

### The temperature profile for soldering

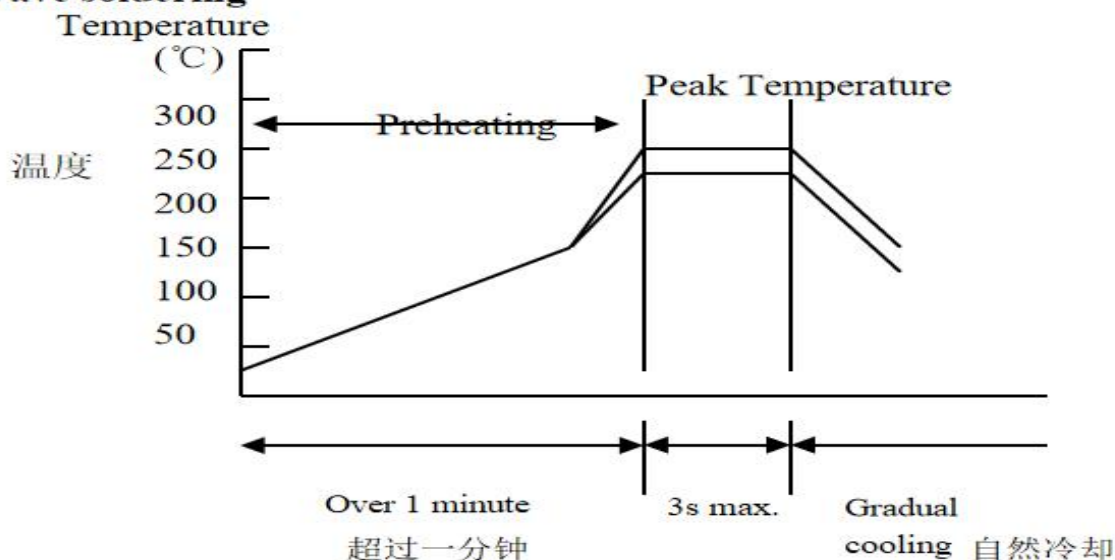
#### Re-flow soldering



	Pb-Sn 焊接 Pb-Sn soldering	无铅焊接 Lead-free soldering
尖峰温度 Peak temperature	230°C~250°C	240°C~260°C

While in preheating, please keep the temperature difference between soldering temperature and surface temperature of chips as:  $T \leq 150^{\circ}\text{C}$ .

#### Wave soldering



	Pb-Sn 焊接 Pb-Sn soldering	无铅焊接 Lead-free soldering
尖峰温度 Peak temperature	230°C~260°C	240°C~270°C

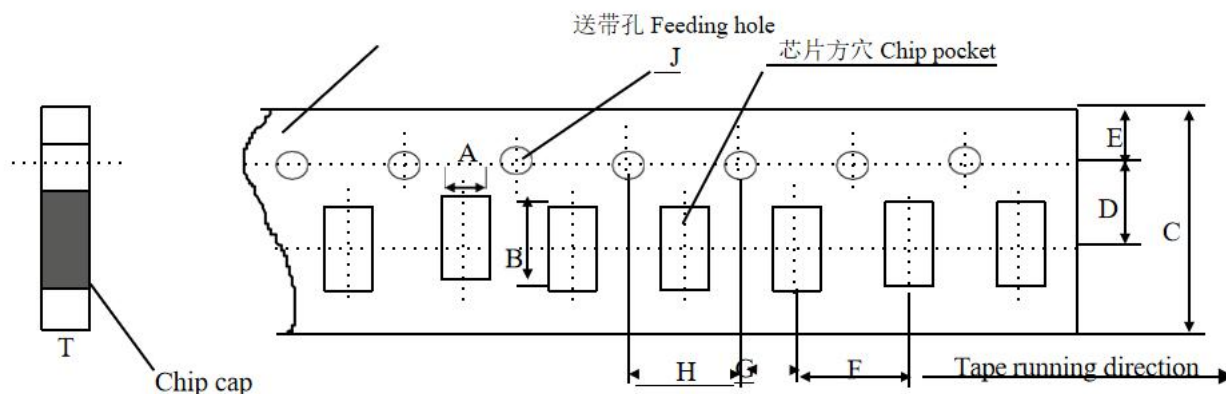
[www.surbaner.com.cn](http://www.surbaner.com.cn)

SBR Communication has possession of proprietary information provided in this report and this proprietary information shall be kept in strict confidence and not disclosed to any person or firm without the prior written consent of SBR Communication Technology.



## P/N: SURL160808 SRF08

Dimensions of paper taping for 0603types



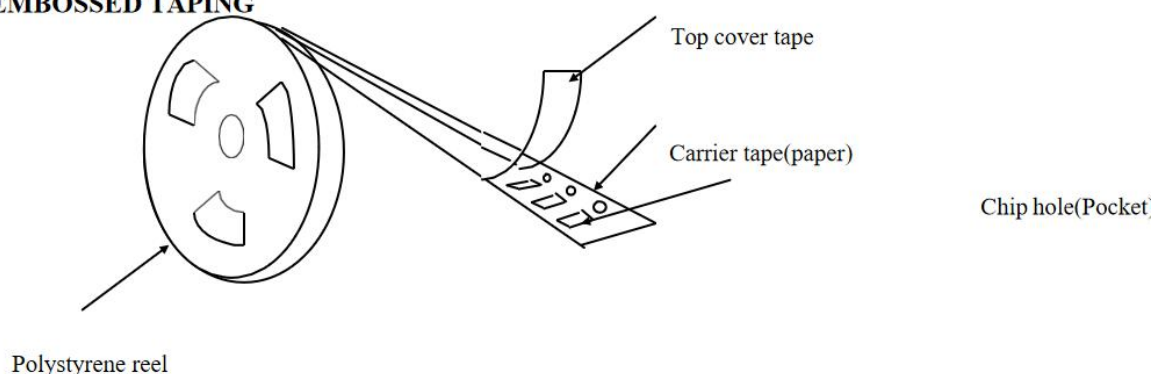
Unit: mm

代号Code 纸带规格 papersize	A	B	C	D*	E	F	G*	H	J	T
0603	1.10 ±0.10	1.90 ±0.10	8.00 ±0.10	3.50 ±0.05	1.75 ±0.10	4.00 ±0.10	2.00 ±0.10	4.00 ±0.10	1.50 -0/+0.10	1.10 Max

Reel (4000 pcs/Reel)

Note: The place with \* means where needs exactly dimensions.

### EMBOSED TAPING



### Storage Period

The guaranteed period for solderability is 6 months (Under deliver package condition). Temperature 5~40℃ /Relative Humidity20~70%

[www.surbaner.com.cn](http://www.surbaner.com.cn)

SBR Communication has possession of proprietary information provided in this report and this proprietary information shall be kept in strict confidence and not disclosed to any person or firm without the prior written consent of SBR Communication Technology.