

EXHIBIT D - TEST SETUP PHOTOGRAPHS

Conducted Emissions – Front View



Conducted Emissions – Side View



Radiated Emission View (9 kHz~30 MHz)




Radiated Emission View (30 MHz ~1 GHz)




H-Field


Front Side




Back Side




Right Side



Left Side



Top Side




E-Field Strength View


Front Side




Back Side



Left Side



Right Side



Top Side

