



CTBTSP861R CTBTSP861G CTBTSP861O
 CTBTSP861HV CTBTSP861GM CTBTSP861BK
 14.4V TWS Wireless Bluetooth® Speaker (battery not included)

Product Description:

Made in China

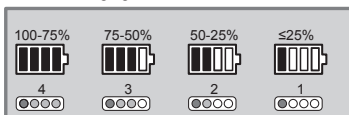
- Built-in TWS function, pairing between two speakers provide the clear, powerful and realizing 360° surround sound.
- IP54 resistant to water and dust infiltration.
- Premium Hi-Fi Sound
- Bluetooth®4.2
- Harmonic Distortion 0.25%
- Design for Mechanic
- USB Output
- Work with Snap-on CTB8172BK battery pack

Specifications:

Output Power: 10W
 Frequency Response: 100Hz ~ 15KHz
 Power Supply: CTB8172BK battery pack (Not included)
 Bluetooth® working distance: More than 10M
 TWS connection distance: More than 8M

Discharging indicator:

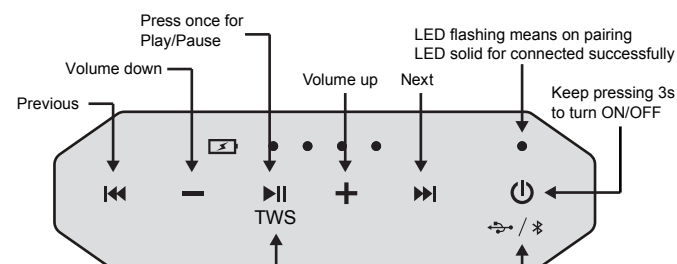
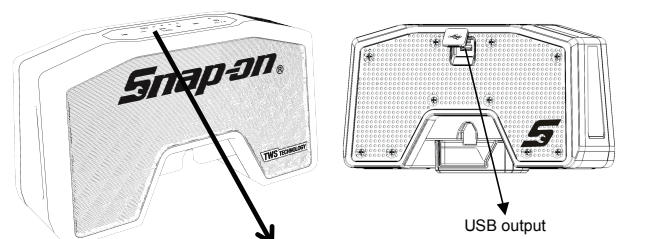
- Battery indicator:
Discharging:



Replacement Parts:

- CTB8172BK - Battery pack

Functional Description:



- Keep pressing 3s for TWS Effect /Esc
- Continually press twice to eliminate TWS/Blue-tooth memory

Operations:

- Keep pressing the Power/Bluetooth® button 3 seconds to turn on/off the speaker and activate/shut off the USB output.
- Press once the Power/Bluetooth® button, disconnect current pair, and go into Bluetooth® search mode.
- Next, Previous, Play / Pause
- Press to adjust the volume, there is a prompt tone when the volume achieves its maximum.
- Keep pressing 3 seconds to activate/disconnect TWS mode. There is voice prompt when TWS connected or disconnected.
- For the first time TWS connection, please disconnect Bluetooth connecting firstly, then activate TWS mode on either of the two speakers. The one that been activated TWS mode will become the host speaker, the other will be vice speaker.
- Memory elimination:
 - Continually press TWS button twice on the HOST speaker to eliminate the memory of TWS and Bluetooth.
 - Continually press TWS button twice on the VICE speaker to eliminate the memory of TWS.
- TWS is for two speakers pairing, so please just keep two speakers on for TWS connection and others should be turned off. Otherwise it cannot automatically identify which one should to be paired.
- If there is no work for 15 minutes, the speaker will be automatically shut down.



WARNING: Any Changes or modifications not expressly approved by the party responsible for compliance could void the user's authority to operate the equipment.

This device complies with part 15 of the FCC Rules. Operation is subject to the following two conditions:

- This device may not cause harmful interference, and (2) this device must accept any interference received, including interference that may cause undesired operation.
- NOTE: This equipment has been tested and found to comply with the limits for a Class B digital device, pursuant to part 15 of the FCC Rules. These limits are designed to provide reasonable protection against harmful interference in a residential installation. This equipment generates, uses and can radiate radio frequency energy and, if not installed and used in accordance with the instructions, may cause harmful interference to radio communications. However, there is no guarantee that interference will not occur in a particular installation. If this equipment does cause harmful interference to radio or television reception, which can be determined by turning the equipment off and on, the user is encouraged to try to correct the interference by one or more of the following measures.

- Reorient or relocate the receiving antenna.
- Increase the separation between the equipment and receiver.
- Connect the equipment into an outlet on a circuit different from that to which the receiver is connected.
- Consult the dealer or an experienced radio/TV technician for help.

FCC Radiation Exposure Statement:

This equipment complies with FCC radiation exposure limits set forth for an uncontrolled environment.

This transmitter must not be co-located or operating in conjunction with any other antenna or transmitter.

This equipment should be installed and operated with minimum distance 20cm between the radiator & you body

Warranty/Service:

- 1 year warranty covering defects in material and workmanship
- For service, please send to the appropriate repair center below

Eastern Repair Center (USA)	Northern Repair Center (USA)	Western Repair Center (USA)
6320 Flank Dr. Harrisburg, PA 17112 USA Toll Free # - USA only: (800) 848-5067 Telephone: (717) 652-7914 Fax: (717) 652-7123	3011 E. RT 176, Dock 8 Crystal Lake, IL 60014 USA Toll Free # - USA only: (877) 777-4412 Telephone: (815) 479-6850 Fax: (815) 479-6857	3802 Challenger Way Carson City, NV 89706-0753 USA Toll Free # - USA only: (888) 762-7972 Telephone: (775) 883-8585 Fax: (775) 883-8590

Made in China
 Snap-on and wrench "S" are trademarks of Snap-on Incorporated.
 The Bluetooth® word mark and logos are registered trademarks owned by Bluetooth SIG, Inc.
 ©2020 Snap-on Incorporated.
 Printed in China
 Snap-on, 2801 80th St., Kenosha, WI 53143
 www.snapon.com