


Figure 2




Test Setup for Radiated Emissions – 30MHz to 1GHz, Horizontal Polarization



Test Setup for Radiated Emissions – 30MHz to 1GHz, Vertical Polarization

Figure 3




Test Setup for Radiated Emissions – 1GHz to 2.5GHz, Horizontal Polarization




Test Setup for Radiated Emissions – 1GHz to 2.5GHz, Vertical Polarization

Figure 4



Test Setup for Radiated Emissions – 1GHz to 5GHz, Horizontal Polarization –Tx @ 433.92MHz



Test Setup for Radiated Emissions – 1GHz to 5GHz, Vertical Polarization –Tx @ 433.92MHz