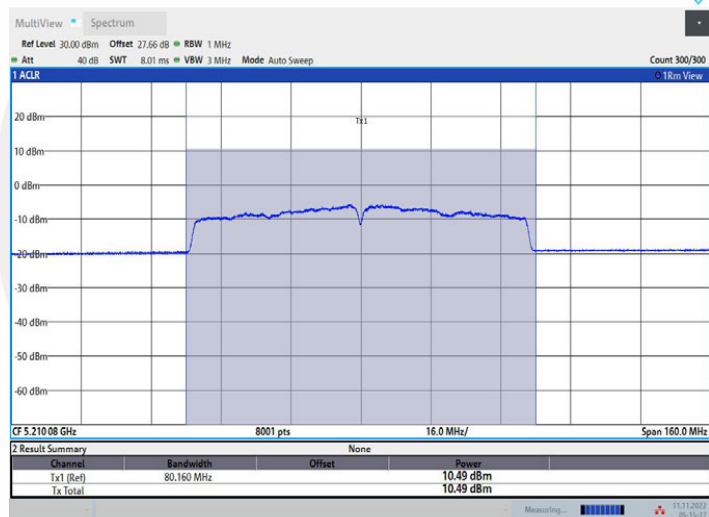


05:14:19 11.11.2022

11AC80MIMO_Ant1_5210

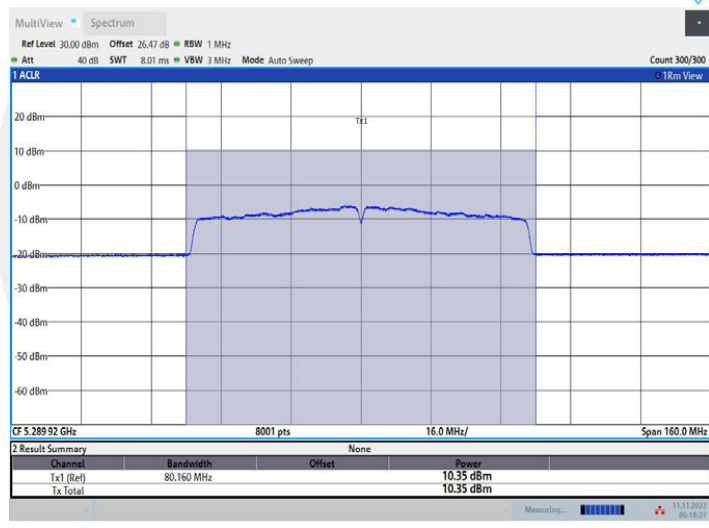


05:15:28 11.11.2022

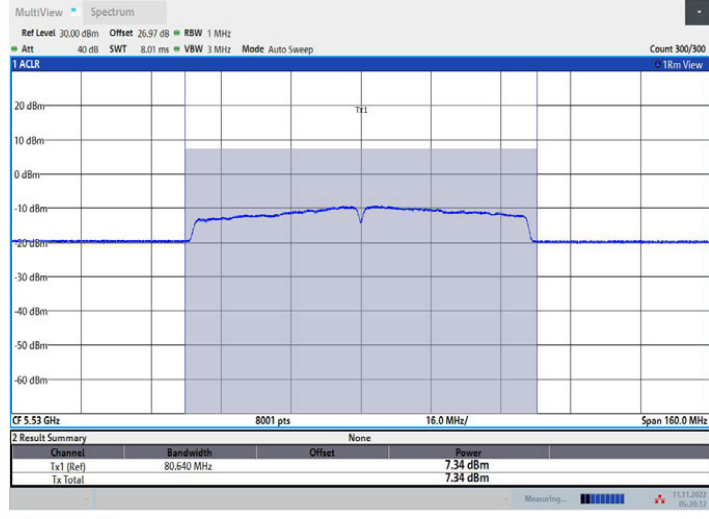
11AC80MIMO_Ant2_5210



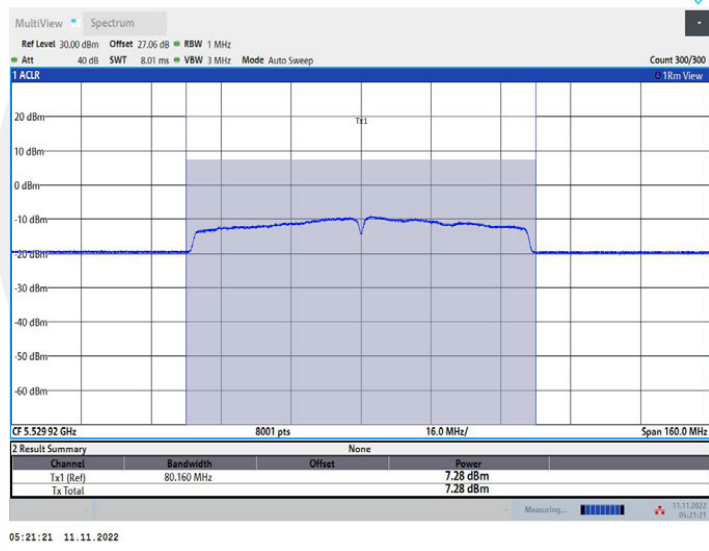
11AC80MIMO_Ant1_5290



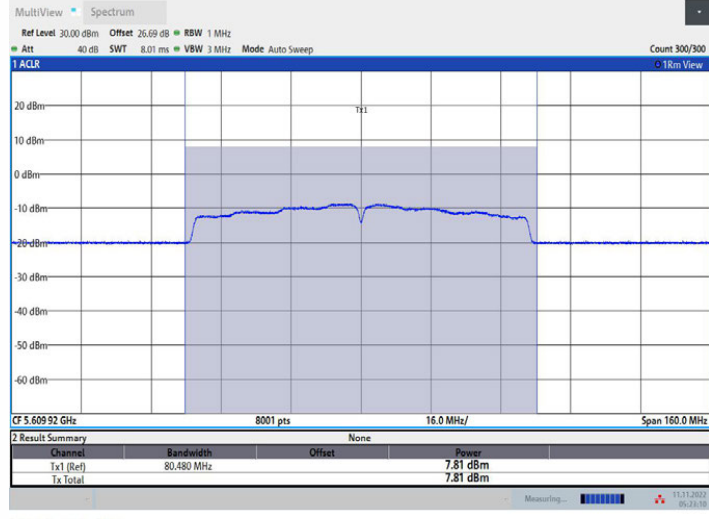
11AC80MIMO_Ant2_5290



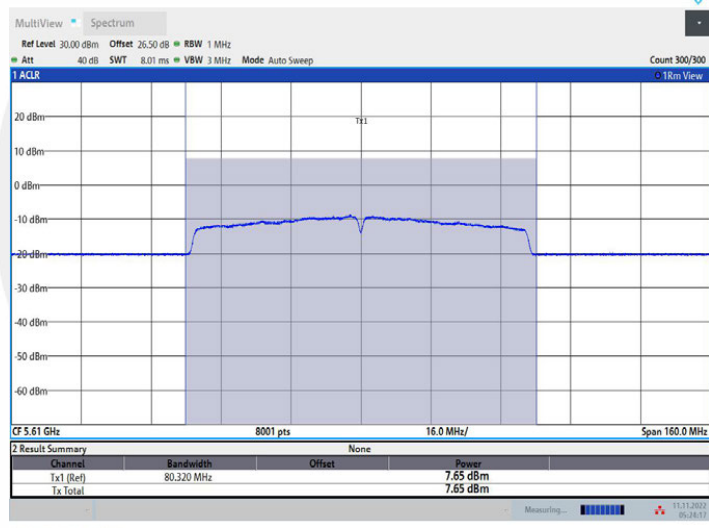
11AC80MIMO_Ant1_5530



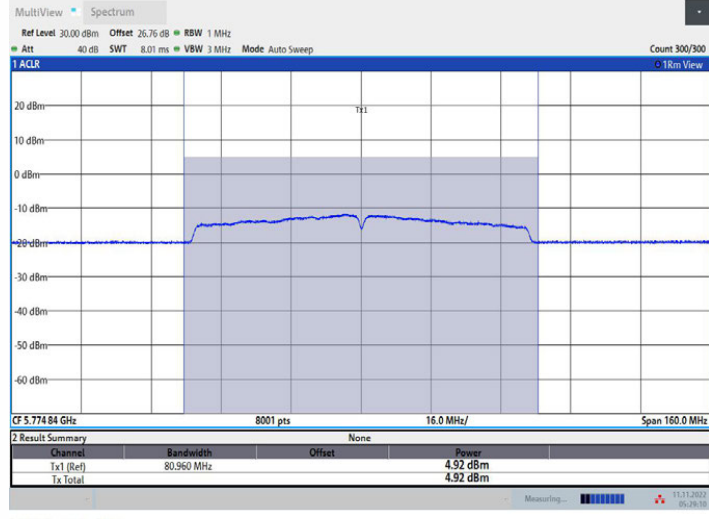
11AC80MIMO_Ant2_5530



11AC80MIMO_Ant1_5610

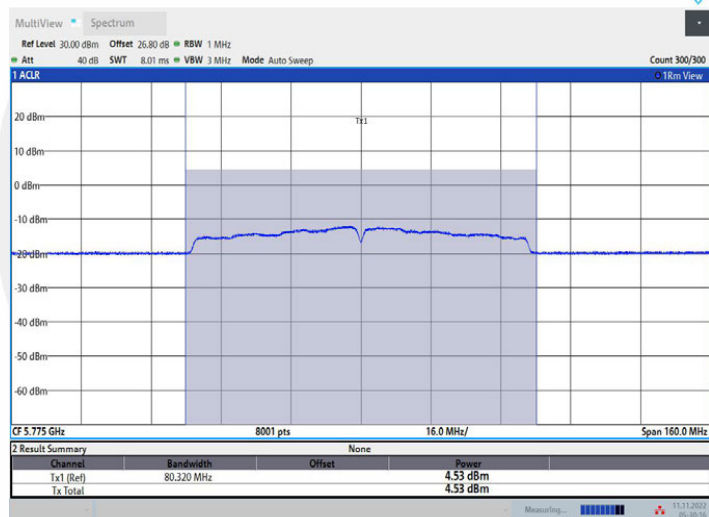


11AC80MIMO_Ant2_5610



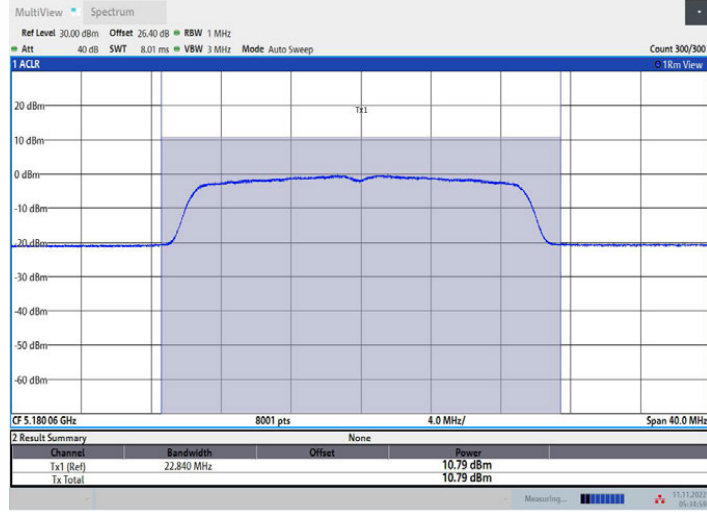
05:29:10 11.11.2022

11AC80MIMO_Ant1_5775

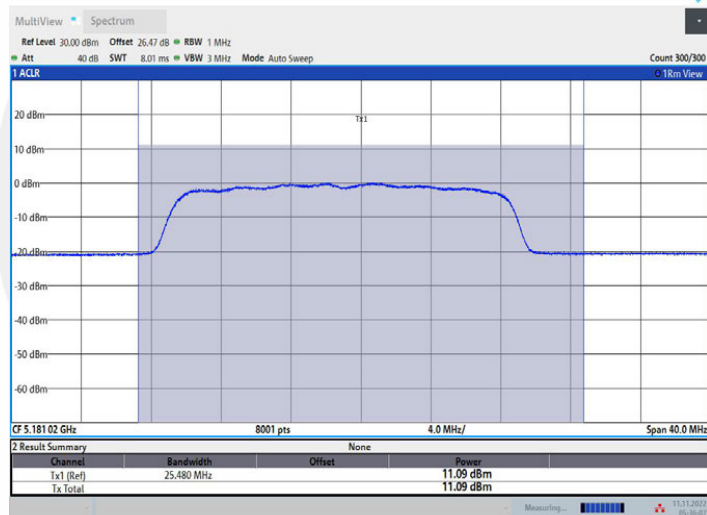


05:30:17 11.11.2022

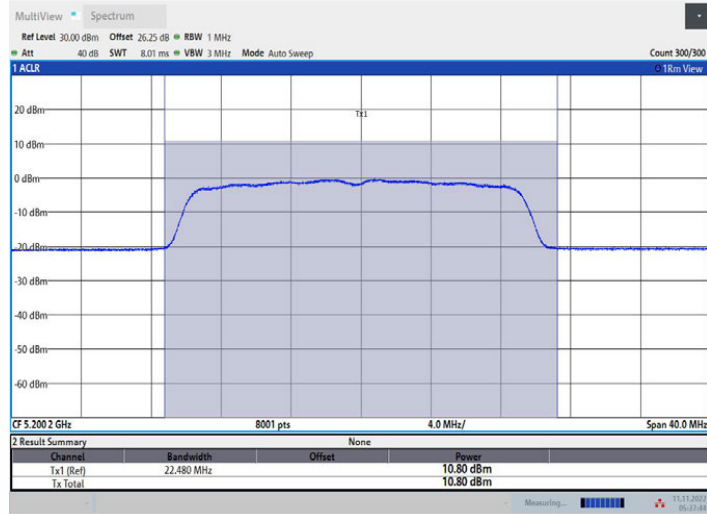
11AC80MIMO_Ant2_5775



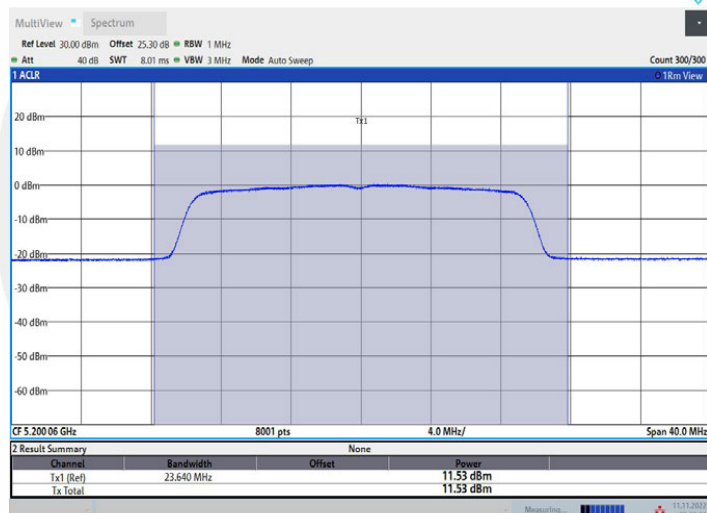
11AX20MIMO_Ant1_5180



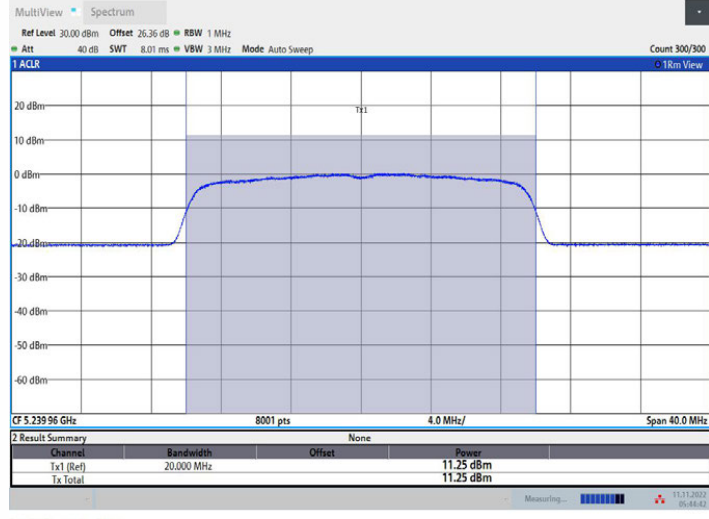
11AX20MIMO_Ant2_5180



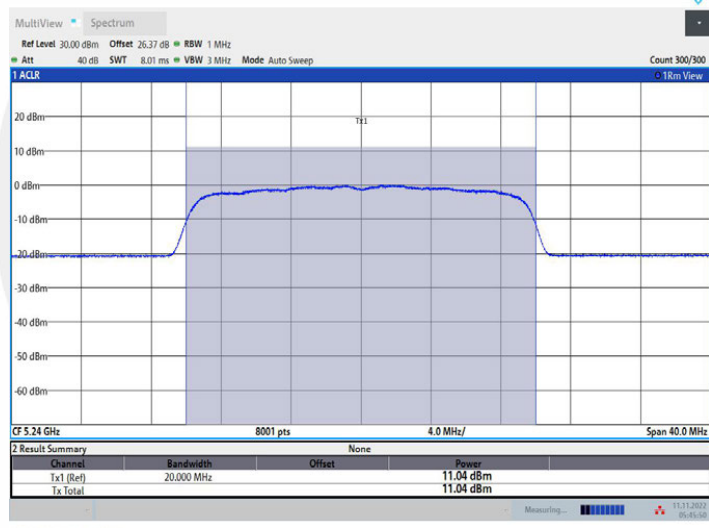
11AX20MIMO_Ant1_5200



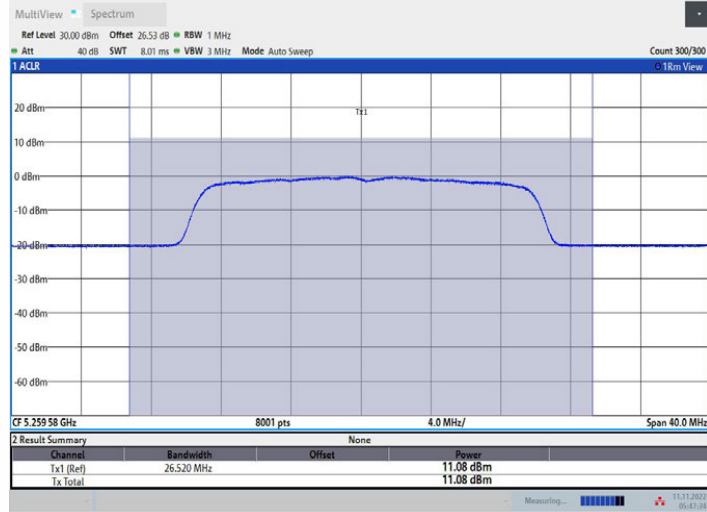
11AX20MIMO_Ant2_5200



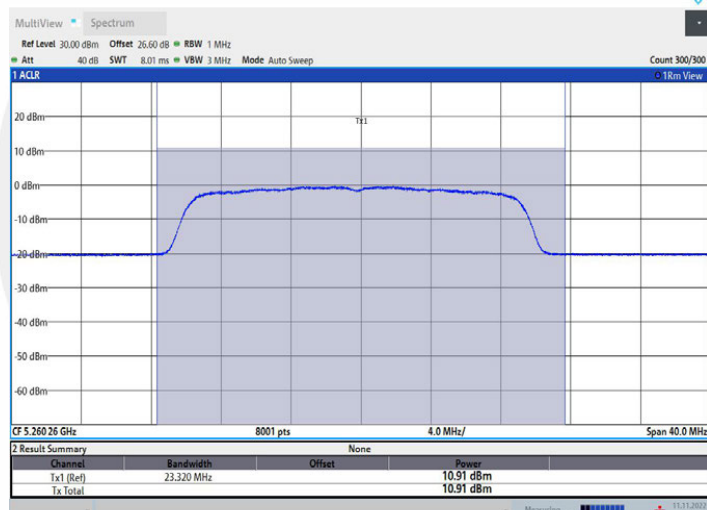
11AX20MIMO_Ant1_5240



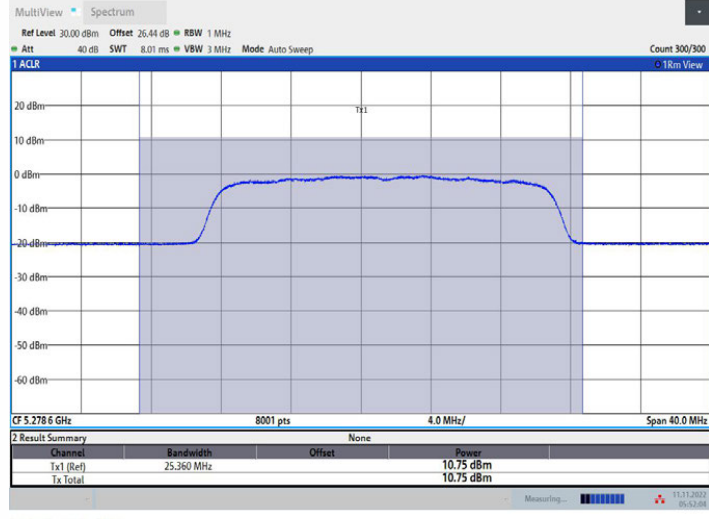
11AX20MIMO_Ant2_5240



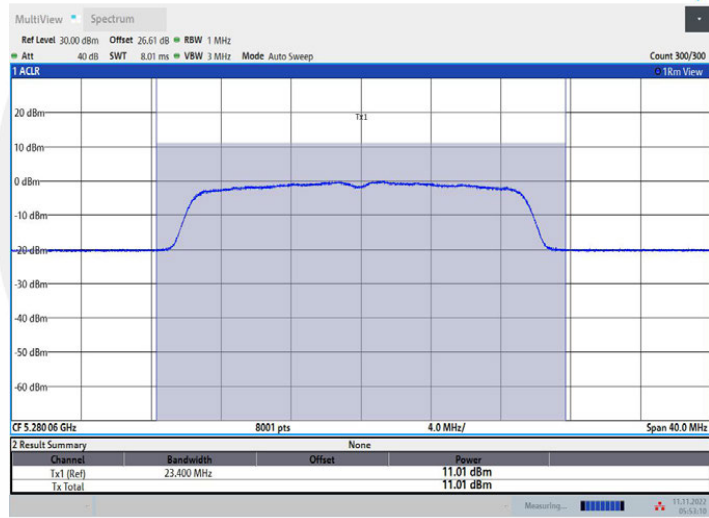
11AX20MIMO_Ant1_5260



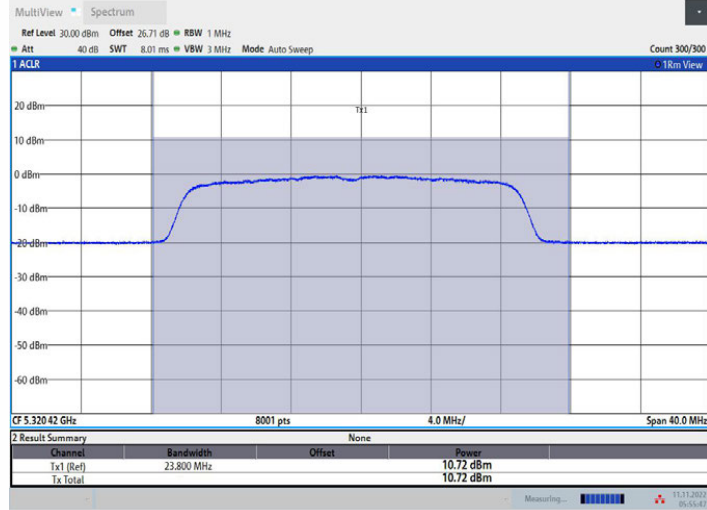
11AX20MIMO_Ant2_5260



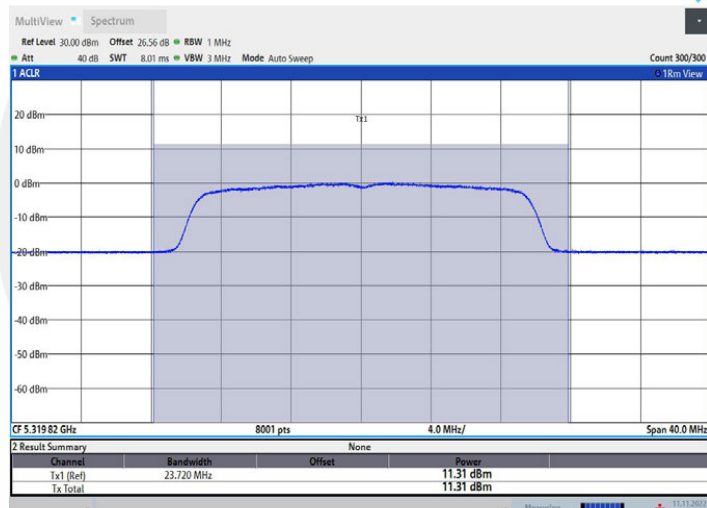
11AX20MIMO_Ant1_5280



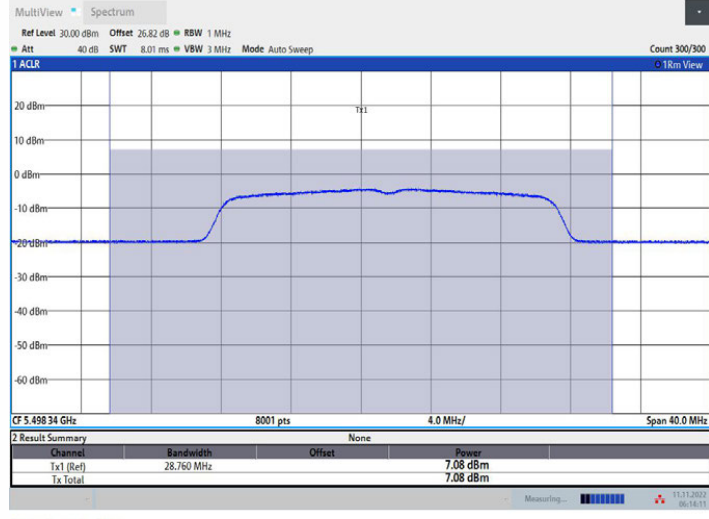
11AX20MIMO_Ant2_5280



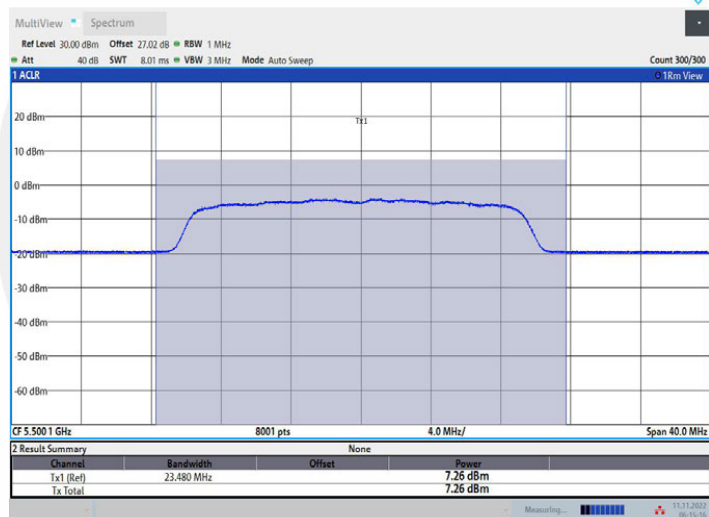
11AX20MIMO_Ant1_5320



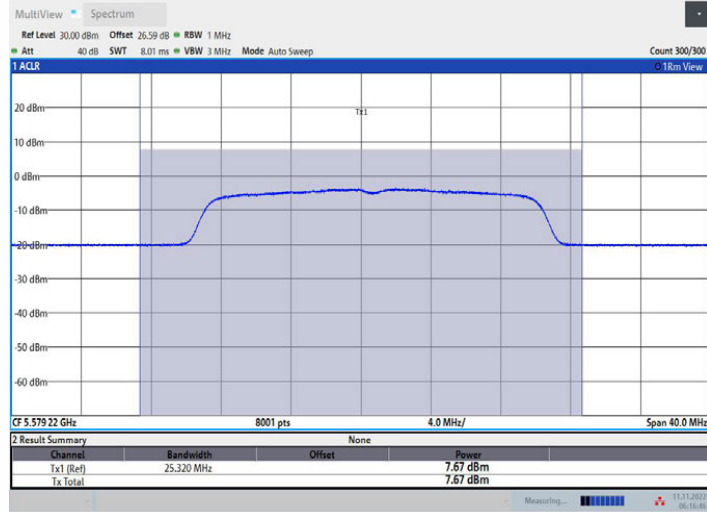
11AX20MIMO_Ant2_5320



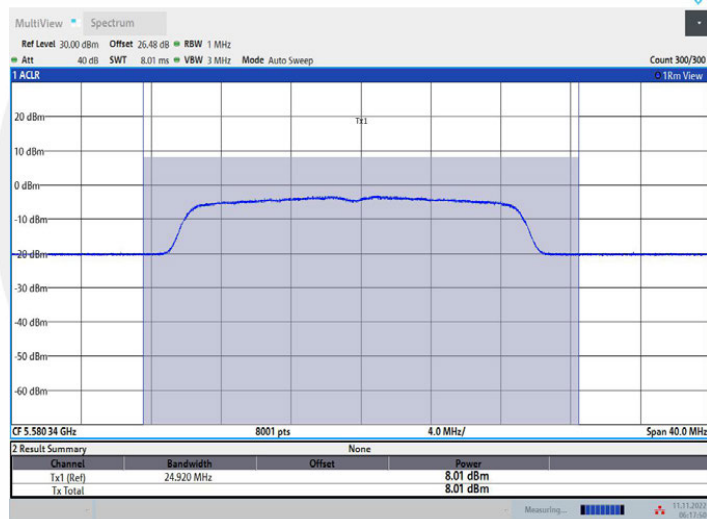
11AX20MIMO_Ant1_5500



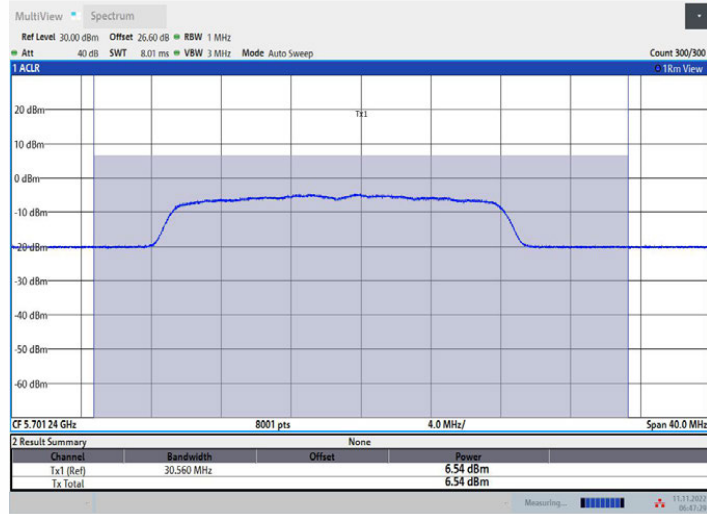
11AX20MIMO_Ant2_5500



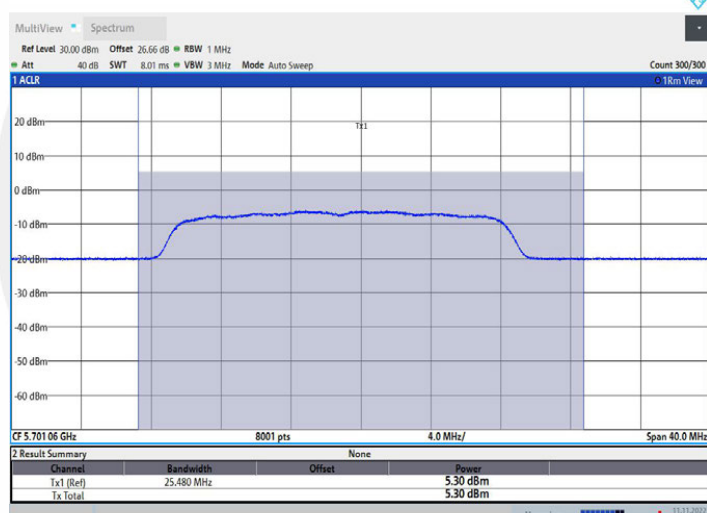
11AX20MIMO_Ant1_5580



11AX20MIMO_Ant2_5580



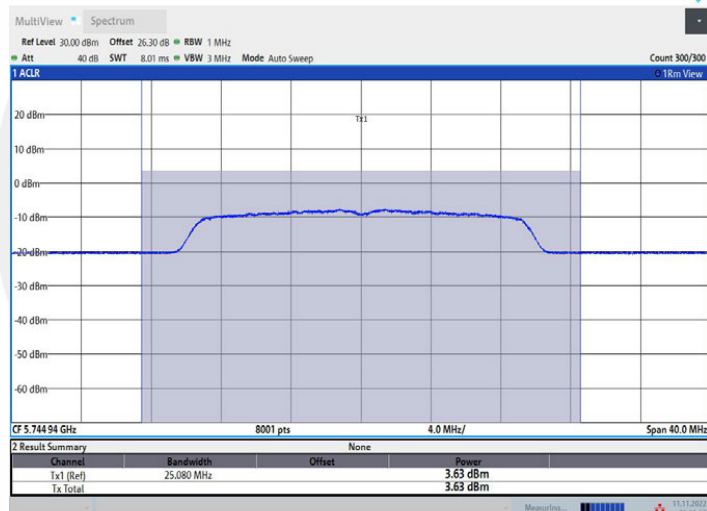
11AX20MIMO_Ant1_5700



11AX20MIMO_Ant2_5700



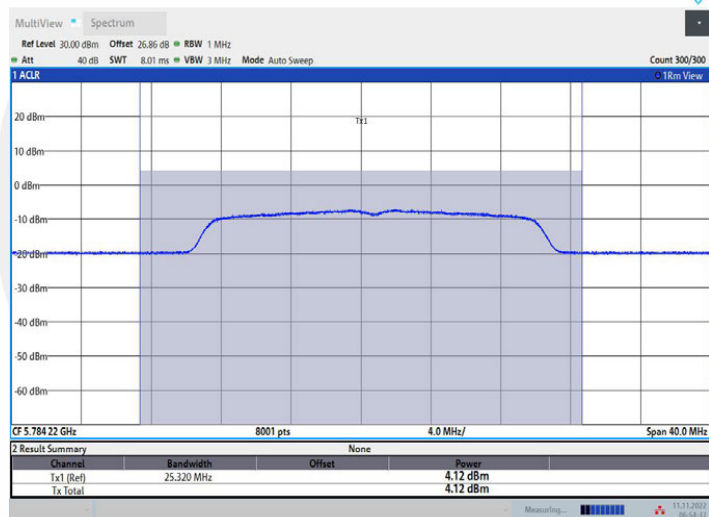
11AX20MIMO_Ant1_5745



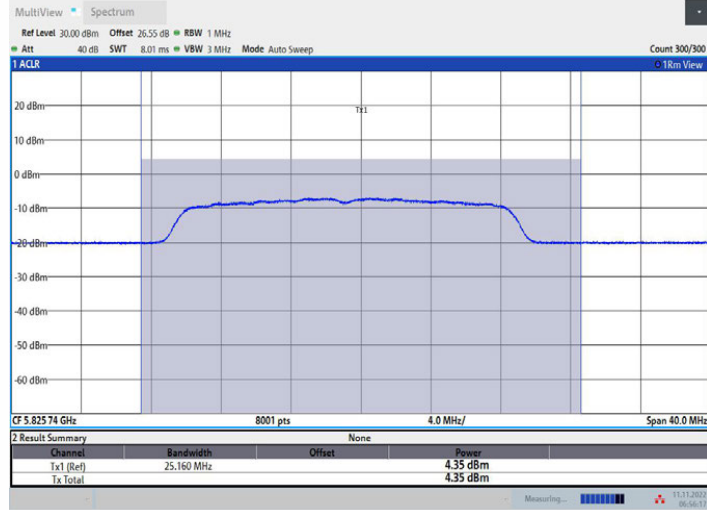
11AX20MIMO_Ant2_5745



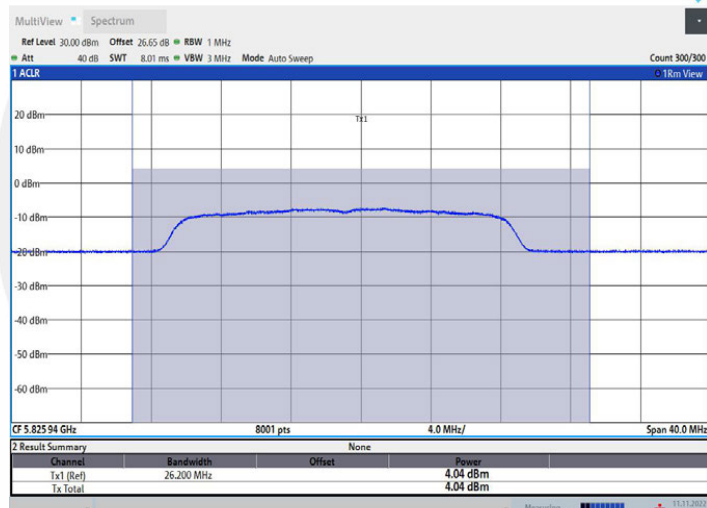
11AX20MIMO_Ant1_5785



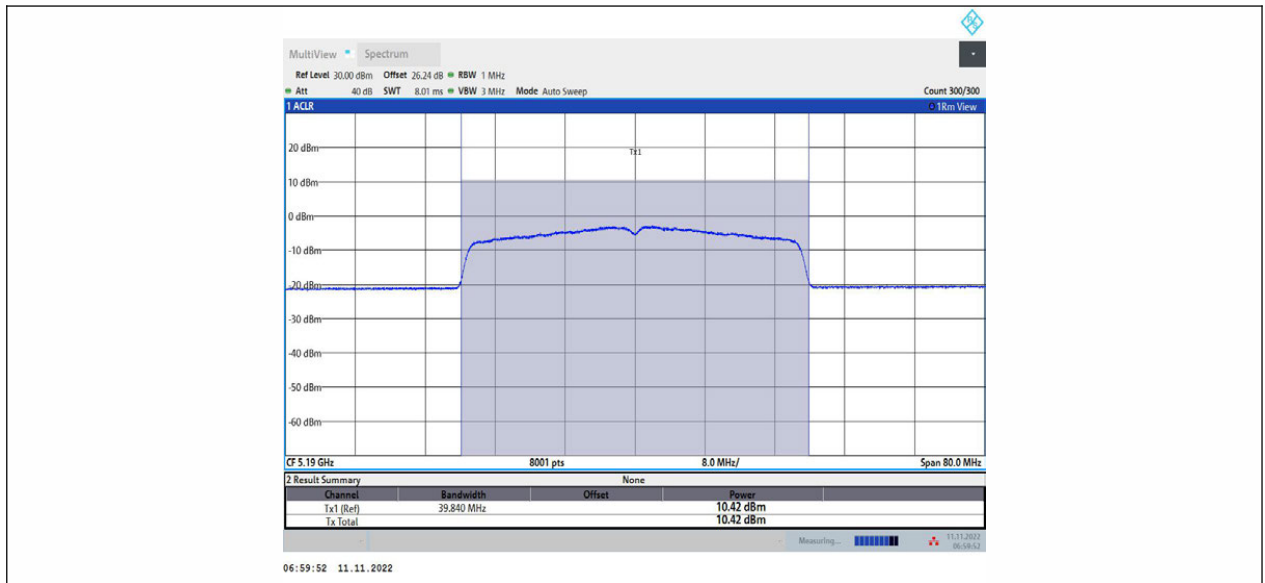
11AX20MIMO_Ant2_5785



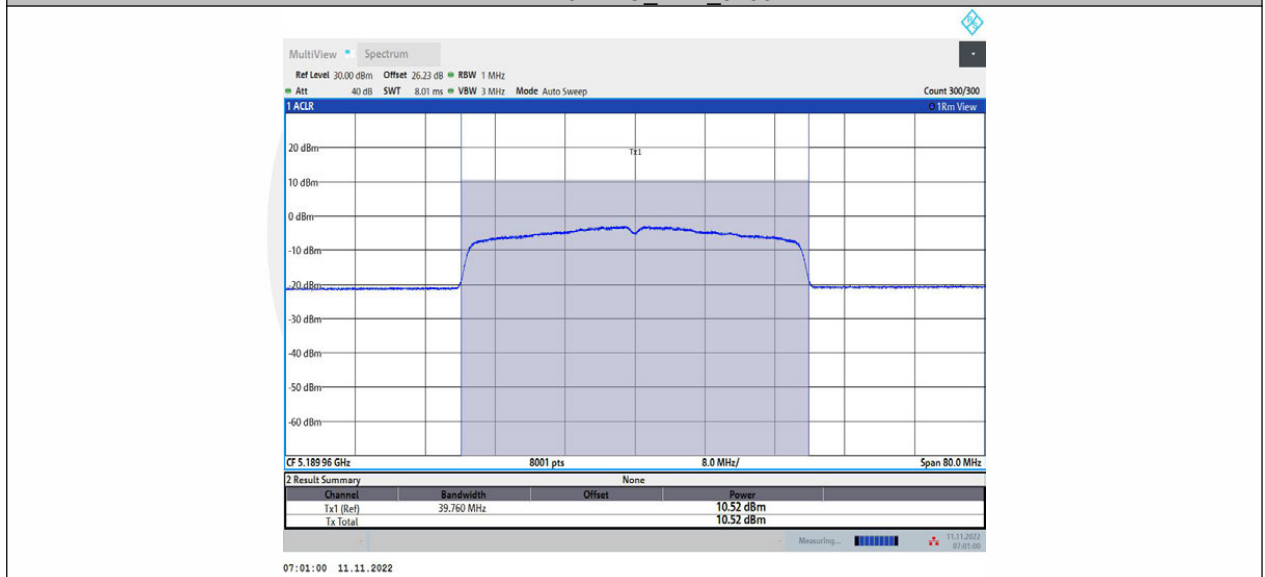
11AX20MIMO_Ant1_5825



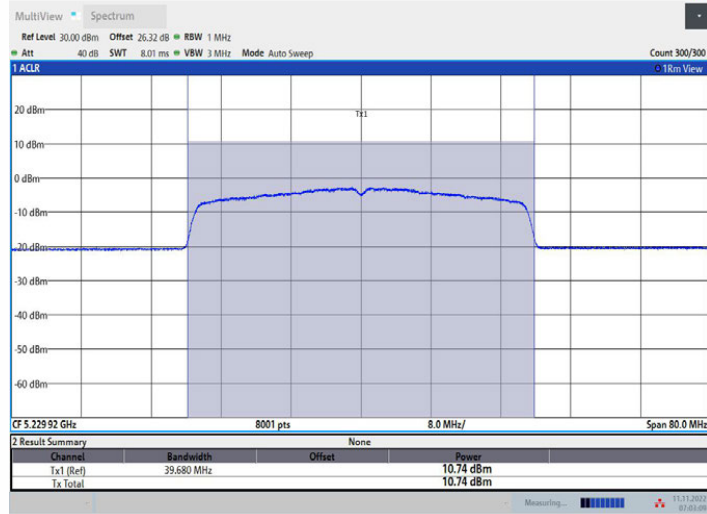
11AX20MIMO_Ant2_5825



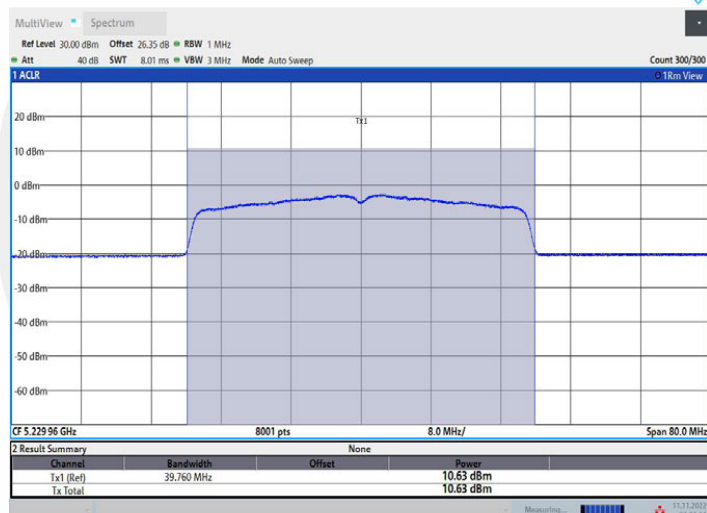
11AX40MIMO_Ant1_5190



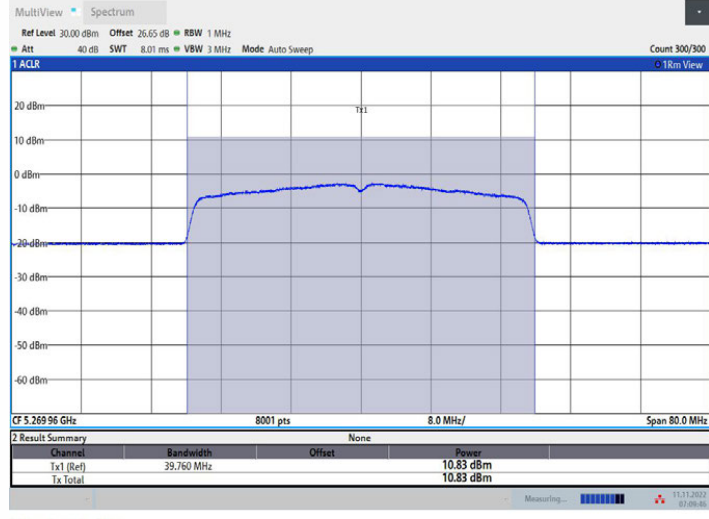
11AX40MIMO_Ant2_5190



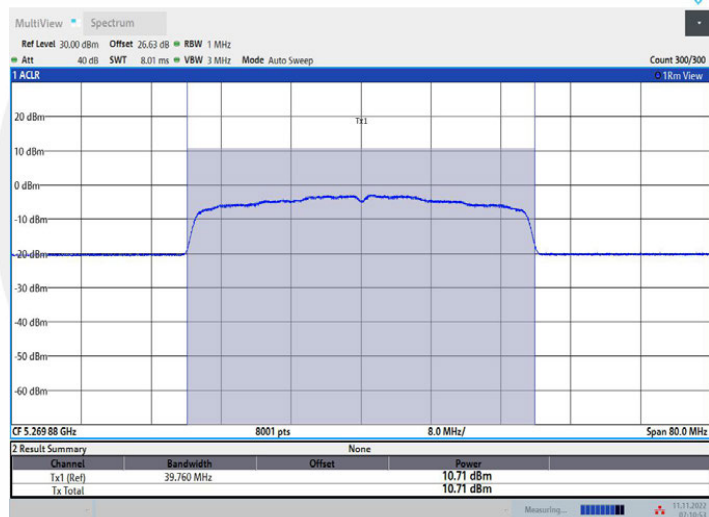
11AX40MIMO_Ant1_5230



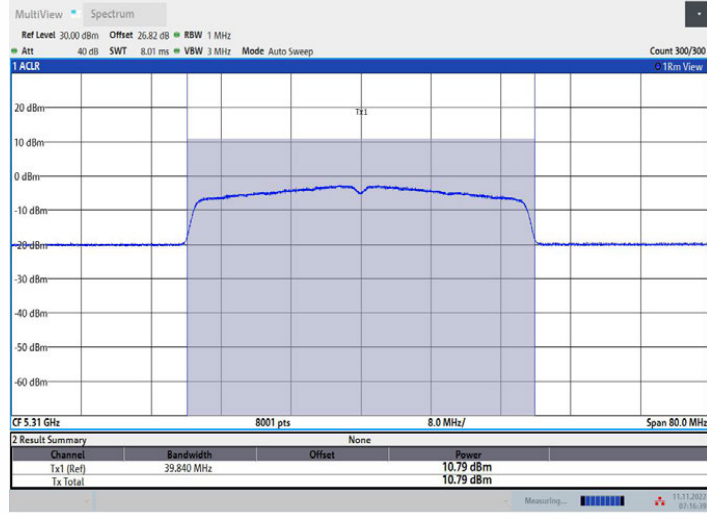
11AX40MIMO_Ant2_5230



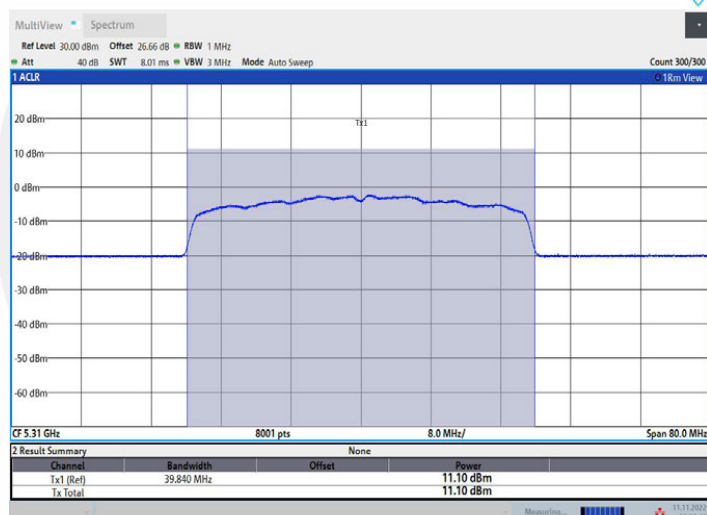
11AX40MIMO_Ant1_5270



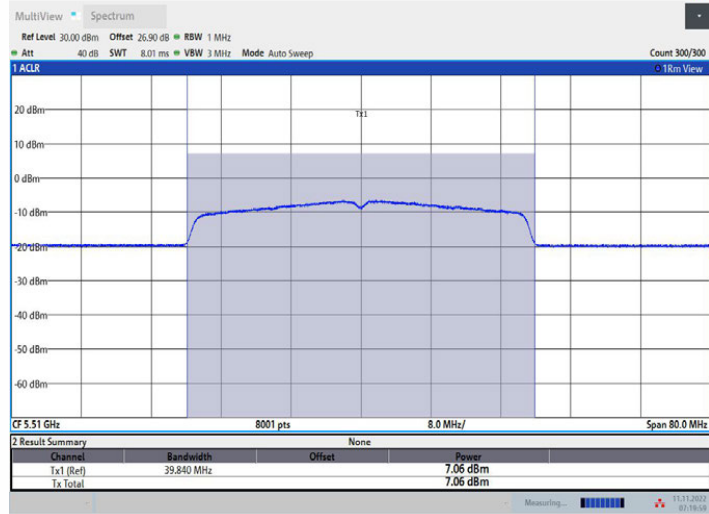
11AX40MIMO_Ant2_5270



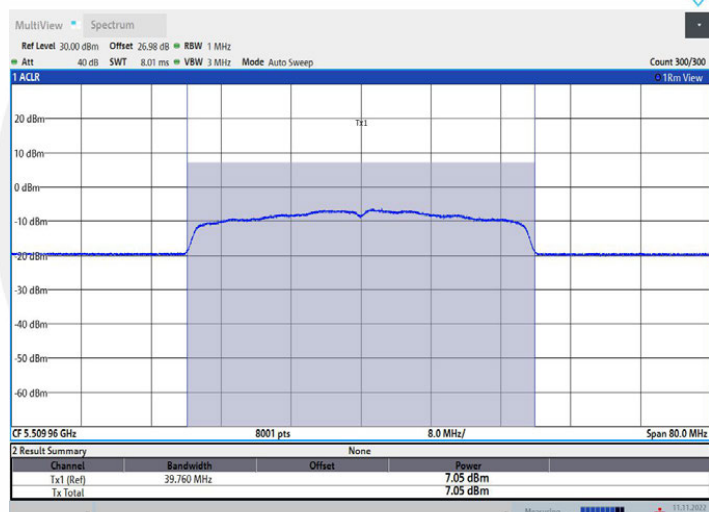
11AX40MIMO_Ant1_5310



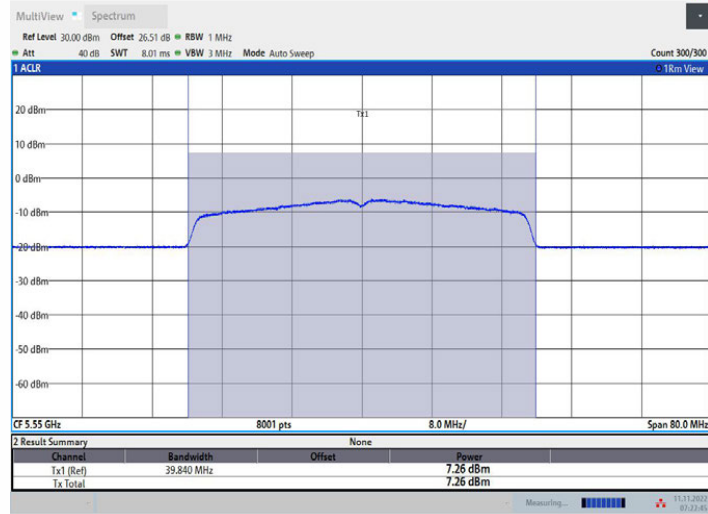
11AX40MIMO_Ant2_5310



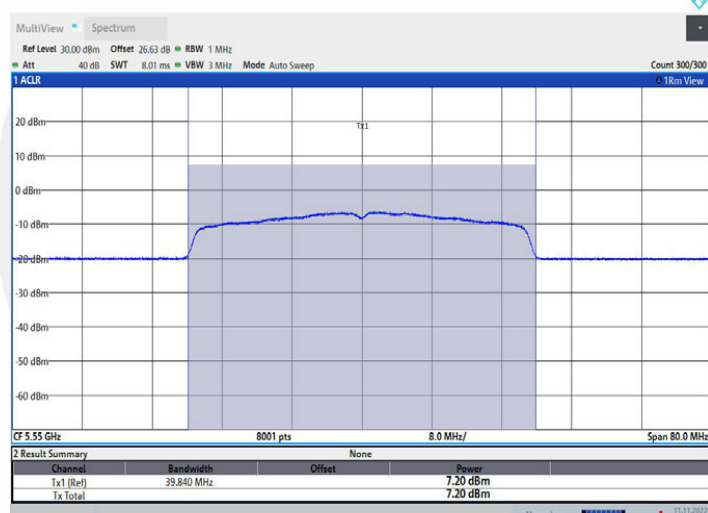
11AX40MIMO_Ant1_5510



11AX40MIMO_Ant2_5510



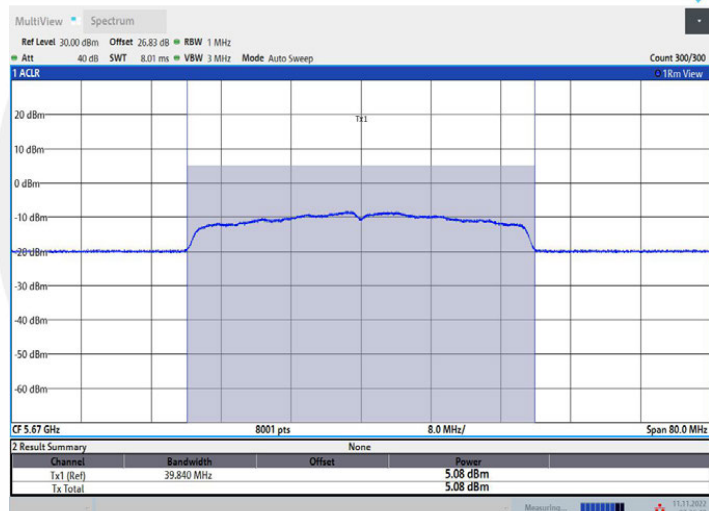
11AX40MIMO_Ant1_5550



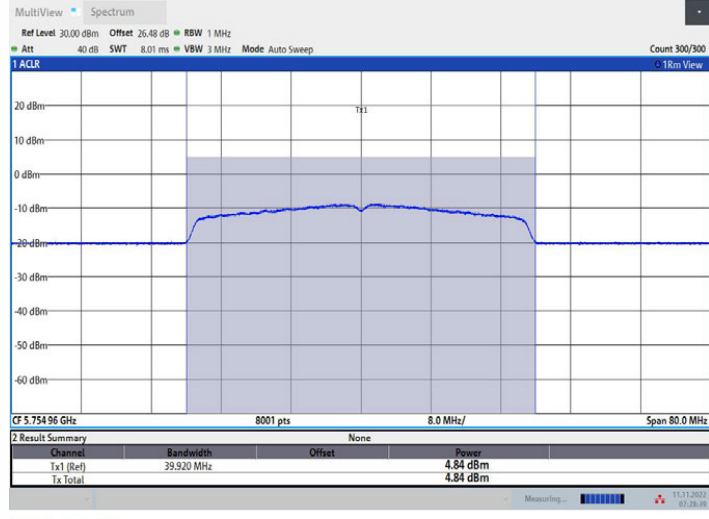
11AX40MIMO_Ant2_5550



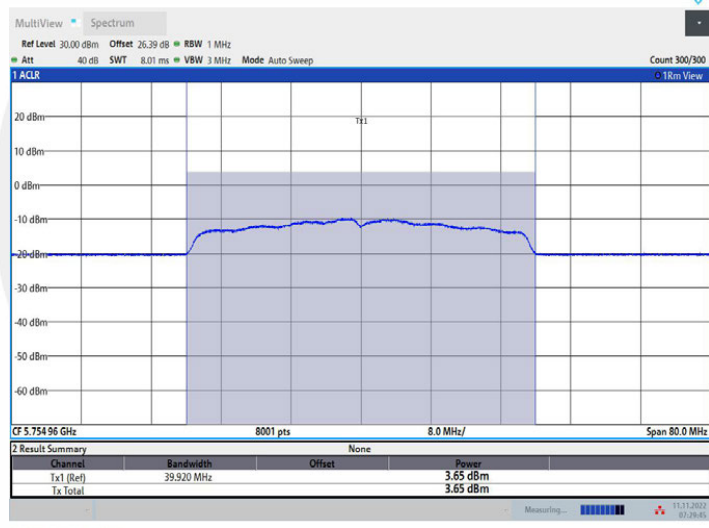
11AX40MIMO_Ant1_5670



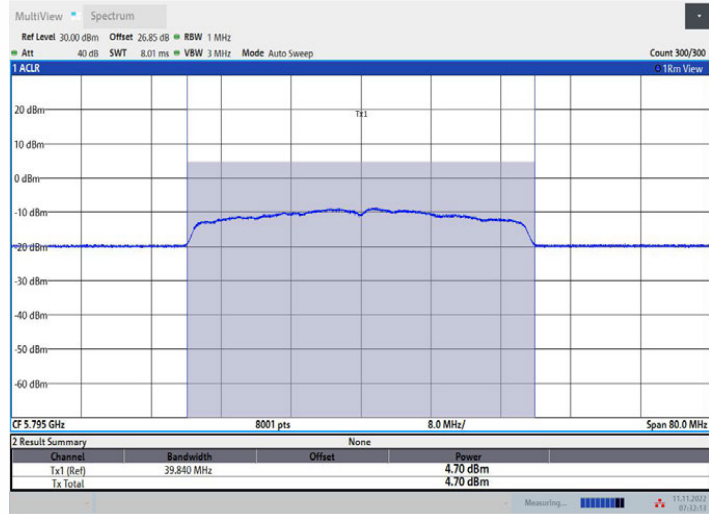
11AX40MIMO_Ant2_5670



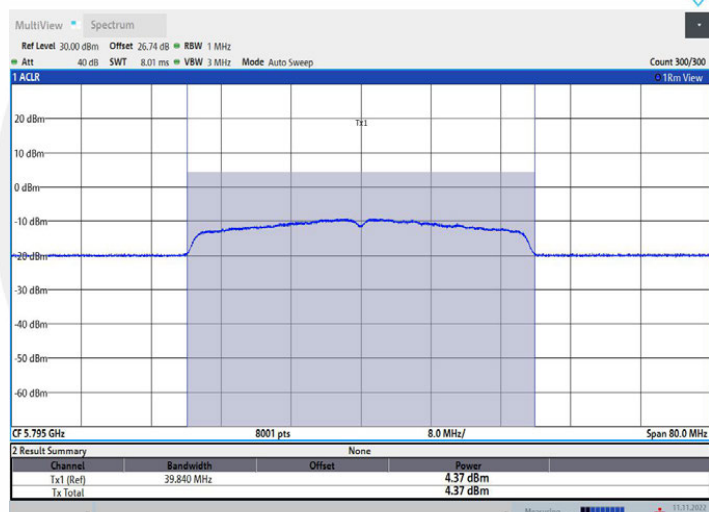
11AX40MIMO_Ant1_5755



11AX40MIMO_Ant2_5755



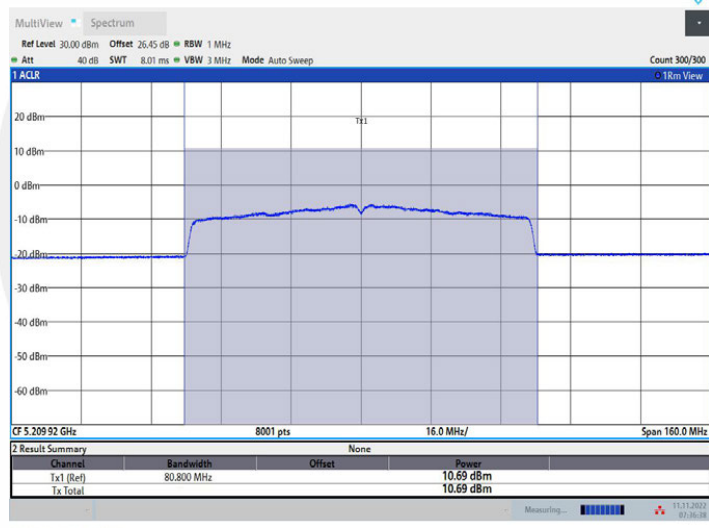
11AX40MIMO_Ant1_5795



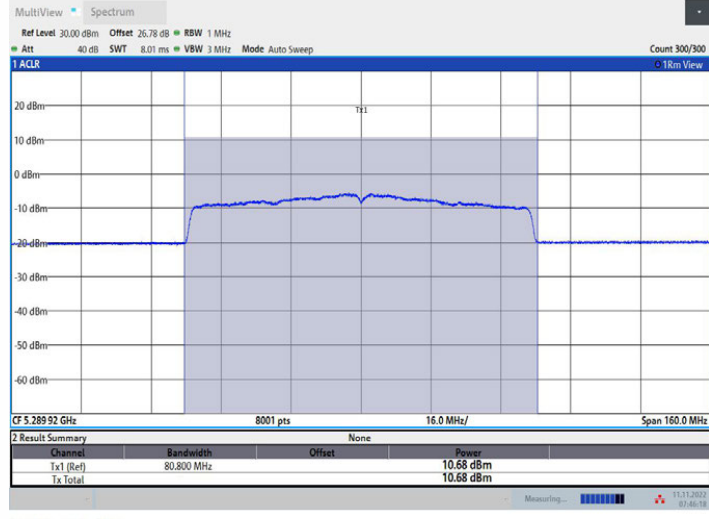
11AX40MIMO_Ant2_5795



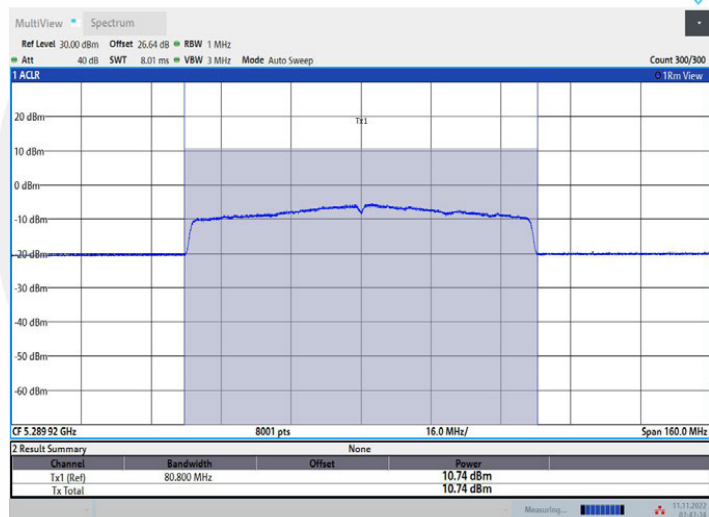
11AX80MIMO_Ant1_5210



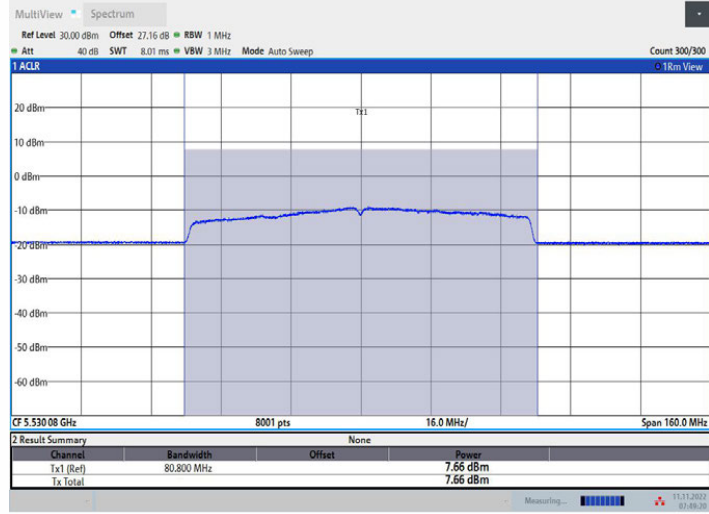
11AX80MIMO_Ant2_5210



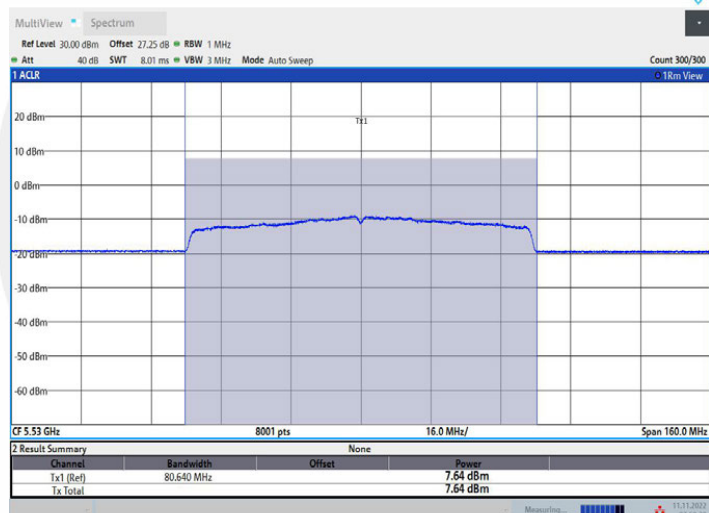
11AX80MIMO_Ant1_5290



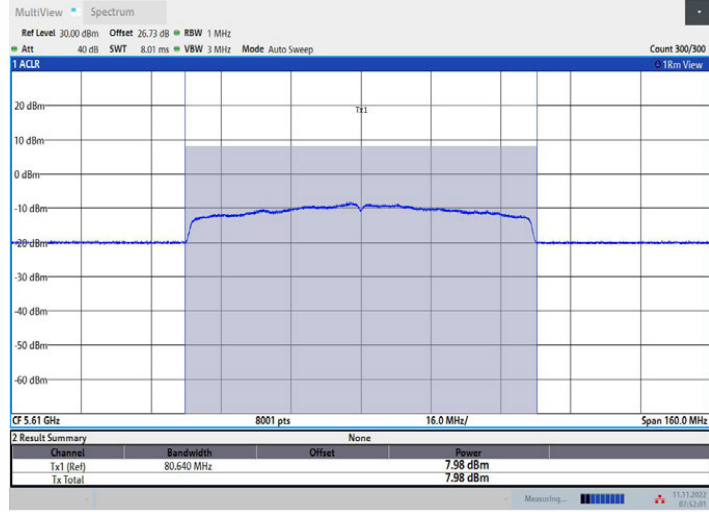
11AX80MIMO_Ant2_5290



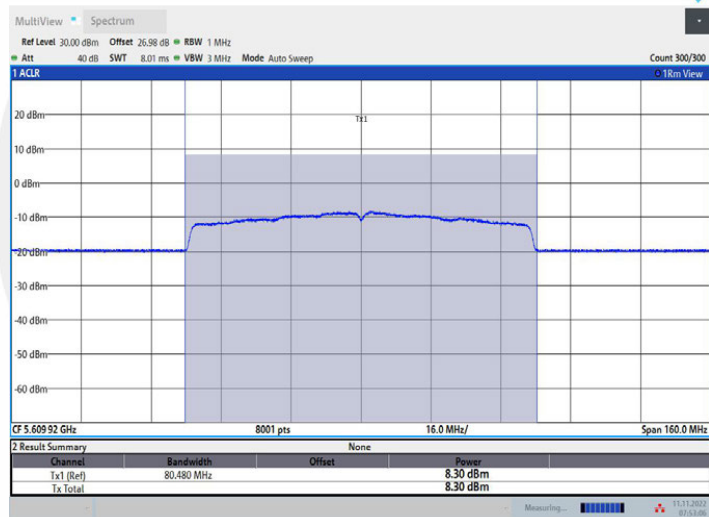
11AX80MIMO_Ant1_5530



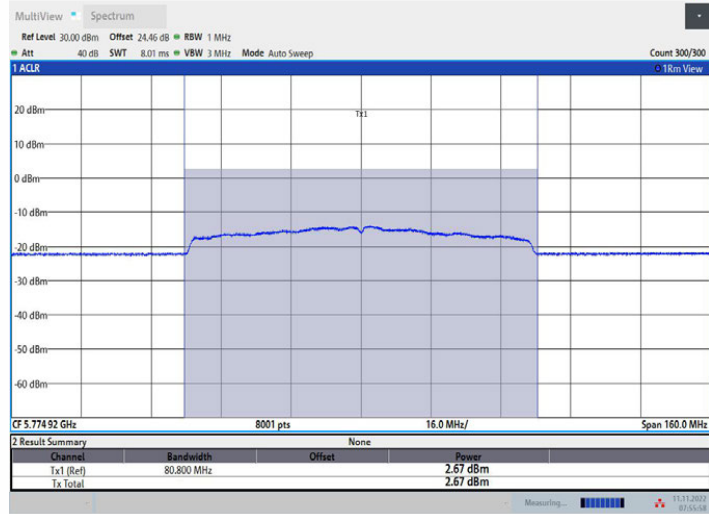
11AX80MIMO_Ant2_5530



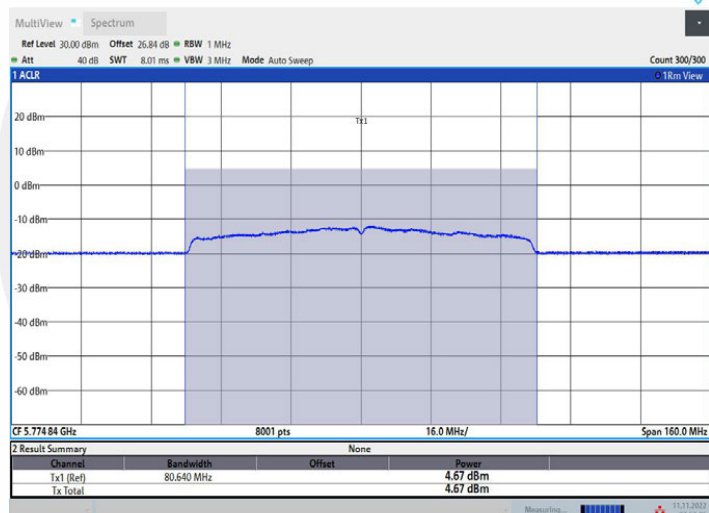
11AX80MIMO_Ant1_5610



11AX80MIMO_Ant2_5610



11AX80MIMO_Ant1_5775



11AX80MIMO_Ant2_5775

8.3 MAXIMUM PEAK POWER DENSITY

8.3.1 Applicable Standard

According to FCC Part 15.407(a)(1) for UNII Band I
According to FCC Part 15.407(a)(2) for UNII Band II-A and UNII Band II-C
According to FCC Part 15.407(a)(3) for UNII Band III
According to 789033 D02 Section II(F)

8.3.2 Conformance Limit

■ For the band 5.15-5.25 GHz

(a) (1) (i) For an outdoor access point operating in the band 5.15-5.25 GHz, the maximum conducted output power over the frequency band of operation shall not exceed 1 W provided the maximum antenna gain does not exceed 6 dBi. If transmitting antennas of directional gain greater than 6 dBi are used, both the maximum conducted output power and the maximum power spectral density shall be reduced by the amount in dB that the directional gain of the antenna exceeds 6 dBi. The maximum e.i.r.p. at any elevation angle above 30 degrees as measured from the horizon must not exceed 125 mW (21 dBm).

(a) (1) (ii) For an indoor access point operating in the band 5.15-5.25 GHz, the maximum conducted output power over the frequency band of operation shall not exceed 1 W provided the maximum antenna gain does not exceed 6 dBi. If transmitting antennas of directional gain greater than 6 dBi are used, both the maximum conducted output power and the maximum power spectral density shall be reduced by the amount in dB that the directional gain of the antenna exceeds 6 dBi.

(a) (1) (iii) For fixed point-to-point access points operating in the band 5.15-5.25 GHz, the maximum conducted output power over the frequency band of operation shall not exceed 1 W. Fixed point-to-point U-NII devices may employ antennas with directional gain up to 23 dBi without any corresponding reduction in the maximum conducted output power or maximum power spectral density. For fixed point-to-point transmitters that employ a directional antenna gain greater than 23 dBi, a 1 dB reduction in maximum conducted output power and maximum power spectral density is required for each 1 dB of antenna gain in excess of 23 dBi. Fixed, point-to-point operations exclude the use of point-to-multipoint systems, omnidirectional applications, and multiple collocated transmitters transmitting the same information. The operator of the U-NII device, or if the equipment is professionally installed, the installer, is responsible for ensuring that systems employing high gain directional antennas are used exclusively for fixed, point-to-point operations.

(a) (1) (iv) For mobile and portable client devices in the 5.15-5.25 GHz band, the maximum conducted output power over the frequency band of operation shall not exceed 250 mW provided the maximum antenna gain does not exceed 6 dBi. If transmitting antennas of directional gain greater than 6 dBi are used, both the maximum conducted output power and the maximum power spectral density shall be reduced by the amount in dB that the directional gain of the antenna exceeds 6 dBi.

■ For the 5.25-5.35 GHz and 5.47-5.725 GHz

(b) (2) the maximum conducted output power over the frequency bands of operation shall not exceed the lesser of 250 mW or $11 \text{ dBm} + 10 \log B$, where B is the 26 dB emission bandwidth in megahertz. In addition, the maximum power spectral density shall not exceed 11 dBm in any 1 megahertz band. If transmitting antennas of directional gain greater than 6 dBi are used, both the maximum conducted output power and the maximum power spectral density shall be reduced by the amount in dB that the directional gain of the antenna exceeds 6 dBi.

■ For the band 5.725-5.85 GHz

(a) (3) For the band 5.725-5.85 GHz, the maximum conducted output power over the frequency band of operation shall not exceed 1 W. In addition, the maximum power spectral density shall not exceed 30 dBm in any 500-kHz band. If transmitting antennas of directional gain greater than 6 dBi are used, both the maximum conducted output power and the maximum power spectral density shall be reduced by the amount in dB that the directional gain of the antenna exceeds 6 dBi.

8.3.3 Test Configuration

Test according to clause 6.1 radio frequency test setup 1.

8.3.4 Test Procedure

Methods refer to FCC KDB 789033.

For devices operating in the bands 5.15-5.25 GHz, 5.25-5.35 GHz, and 5.47-5.725 GHz, the above procedures make use of 1 MHz RBW to satisfy directly the 1 MHz reference bandwidth specified in § 15.407(a)(5). For devices operating in the band 5.725-5.85 GHz, the rules specify a measurement bandwidth of 500 kHz. Many spectrum analyzers do not have 500 kHz RBW, thus a narrower RBW may need to be used. The rules permit the use of a RBWs less than 1 MHz, or 500 kHz, “provided that the measured power is integrated over the full reference bandwidth” to show the total power over the specified measurement bandwidth (i.e., 1 MHz, or 500 kHz). If measurements are performed using a reduced resolution bandwidth (< 1 MHz, or < 500 kHz) and integrated over 1 MHz, or 500 kHz bandwidth, the following adjustments to the procedures apply:

- a) Set $RBW \geq 1/T$, where T is defined in section II.B.I.a).
- b) Set $VBW \geq 3 RBW$.
- c) If measurement bandwidth of Maximum PSD is specified in 500 kHz, add $10\log(500\text{kHz}/RBW)$ to the measured result, whereas $RBW (< 500 \text{ KHz})$ is the reduced resolution bandwidth of the spectrum analyzer set during measurement.
- d) If measurement bandwidth of Maximum PSD is specified in 1 MHz, add $10\log(1\text{MHz}/RBW)$ to the measured result, whereas $RBW (< 1 \text{ MHz})$ is the reduced resolution bandwidth of spectrum analyzer set during measurement.
- e) Care must be taken to ensure that the measurements are performed during a period of continuous transmission or are corrected upward for duty cycle.

Note: As a practical matter, it is recommended to use reduced RBW of 100 KHz for the sections.

5.c) and 5.d) above, since $RBW=100 \text{ KHz}$ is available on nearly all spectrum analyzers.

8.3.5 Test Results

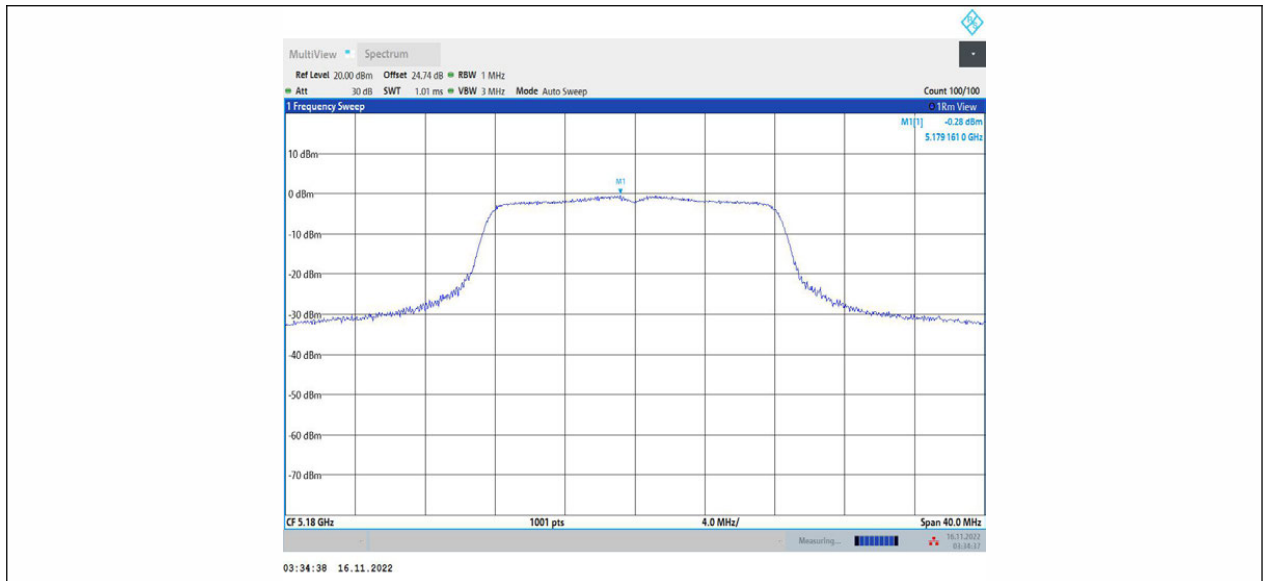
TestMode	Antenna	Frequency[MHz]	Result [dBm/MHz]	Limit[dBm/MHz]	Verdict	
11A	Ant1	5180	-0.28	≤10.07	PASS	
	Ant2	5180	0.04	≤10.07	PASS	
	Ant1	5200	-0.65	≤10.07	PASS	
	Ant2	5200	-0.35	≤10.07	PASS	
	Ant1	5240	0.17	≤10.07	PASS	
	Ant2	5240	0.02	≤10.07	PASS	
	Ant1	5260	-0.3	≤10.07	PASS	
	Ant2	5260	-0.29	≤10.07	PASS	
	Ant1	5280	-0.02	≤10.07	PASS	
	Ant2	5280	-0.47	≤10.07	PASS	
	Ant1	5320	-0.38	≤10.07	PASS	
	Ant2	5320	-0.44	≤10.07	PASS	
	Ant1	5500	-3.93	≤10.07	PASS	
	Ant2	5500	-4.18	≤10.07	PASS	
	Ant1	5580	-3.81	≤10.07	PASS	
	Ant2	5580	-0.81	≤10.07	PASS	
	Ant1	5700	-5.16	≤10.07	PASS	
	Ant2	5700	-3.43	≤10.07	PASS	
	Ant1	5745	-10.03	29.07	PASS	
	Ant2	5745	-12.96	29.07	PASS	
	Ant1	5785	-10.23	29.07	PASS	
	Ant2	5785	-12.34	29.07	PASS	
	Ant1	5825	-9.96	29.07	PASS	
	Ant2	5825	-11.84	29.07	PASS	
	11N20MIMO	Ant1	5180	-0.05	≤10.07	PASS
		Ant2	5180	0.47	≤10.07	PASS
		total	5180	3.23	≤10.07	PASS
		Ant1	5200	-0.07	≤10.07	PASS
Ant2		5200	0.08	≤10.07	PASS	
total		5200	3.02	≤10.07	PASS	
Ant1		5240	-0.06	≤10.07	PASS	
Ant2		5240	0.48	≤10.07	PASS	
total		5240	3.23	≤10.07	PASS	
Ant1		5260	-0.34	≤10.07	PASS	
Ant2		5260	0.08	≤10.07	PASS	
total		5260	2.89	≤10.07	PASS	
Ant1		5280	-0.61	≤10.07	PASS	
Ant2		5280	0.11	≤10.07	PASS	
total		5280	2.78	≤10.07	PASS	
Ant1		5320	-0.8	≤10.07	PASS	
Ant2		5320	0.21	≤10.07	PASS	
total		5320	2.74	≤10.07	PASS	
Ant1		5500	-4.07	≤10.07	PASS	
Ant2		5500	-4.17	≤10.07	PASS	
total	5500	-1.11	≤10.07	PASS		

	Ant1	5580	-3.08	≤10.07	PASS
	Ant2	5580	-3.55	≤10.07	PASS
	total	5580	-0.30	≤10.07	PASS
	Ant1	5700	-4.17	≤10.07	PASS
	Ant2	5700	-7.05	≤10.07	PASS
	total	5700	-2.37	≤10.07	PASS
	Ant1	5745	-9.62	29.07	PASS
	Ant2	5745	-12.41	29.07	PASS
	total	5745	-7.78	29.07	PASS
	Ant1	5785	-10.31	29.07	PASS
	Ant2	5785	-12.41	29.07	PASS
	total	5785	-8.22	29.07	PASS
Ant1	5825	-9.74	29.07	PASS	
Ant2	5825	-11.68	29.07	PASS	
total	5825	-7.59	29.07	PASS	
11N40MIMO	Ant1	5190	-3.07	≤10.07	PASS
	Ant2	5190	-2.5	≤10.07	PASS
	total	5190	0.23	≤10.07	PASS
	Ant1	5230	-2.78	≤10.07	PASS
	Ant2	5230	-2.55	≤10.07	PASS
	total	5230	0.35	≤10.07	PASS
	Ant1	5270	-2.33	≤10.07	PASS
	Ant2	5270	-2.84	≤10.07	PASS
	total	5270	0.43	≤10.07	PASS
	Ant1	5310	-2.52	≤10.07	PASS
	Ant2	5310	-2.36	≤10.07	PASS
	total	5310	0.57	≤10.07	PASS
	Ant1	5510	-6.13	≤10.07	PASS
	Ant2	5510	-6.49	≤10.07	PASS
	total	5510	-3.30	≤10.07	PASS
	Ant1	5550	-5.8	≤10.07	PASS
	Ant2	5550	-6.69	≤10.07	PASS
	total	5550	-3.21	≤10.07	PASS
	Ant1	5670	-6.56	≤10.07	PASS
	Ant2	5670	-9.06	≤10.07	PASS
	total	5670	-4.62	≤10.07	PASS
	Ant1	5755	-11.37	29.07	PASS
	Ant2	5755	-14.5	29.07	PASS
	total	5755	-9.65	29.07	PASS
Ant1	5795	-11.37	29.07	PASS	
Ant2	5795	-14.61	29.07	PASS	
total	5795	-9.68	29.07	PASS	
11AC20MIMO	Ant1	5180	0.18	≤10.07	PASS
	Ant2	5180	0.77	≤10.07	PASS
	total	5180	3.50	≤10.07	PASS
	Ant1	5200	-0.01	≤10.07	PASS
	Ant2	5200	0.82	≤10.07	PASS
	total	5200	3.44	≤10.07	PASS
	Ant1	5240	1.29	≤10.07	PASS
	Ant2	5240	3.91	≤10.07	PASS

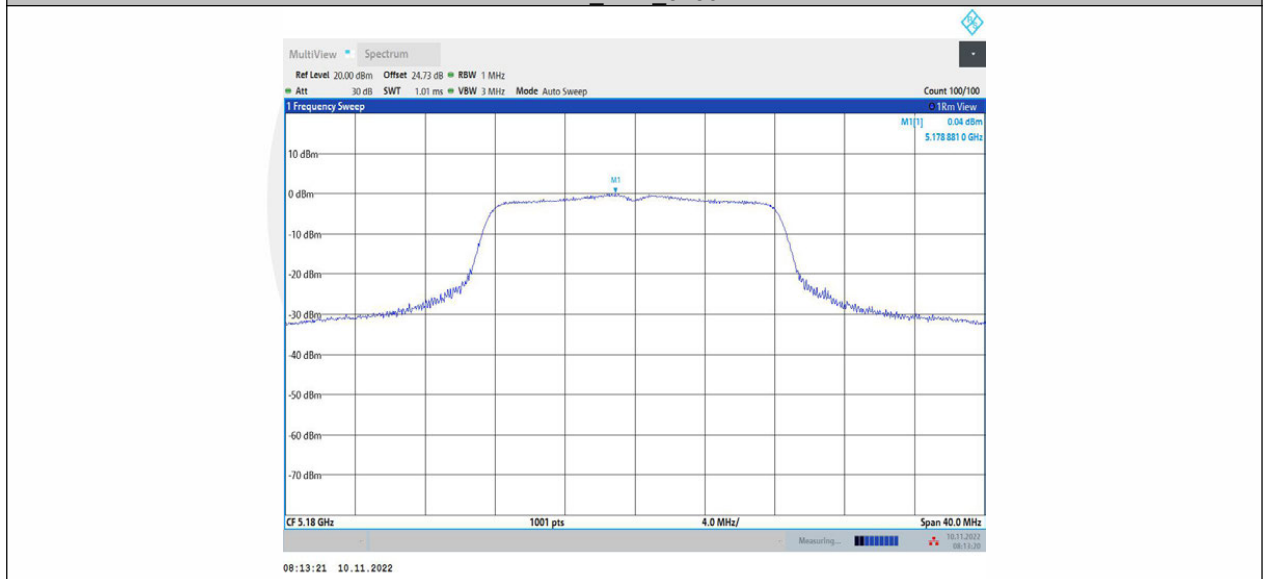
	total	5240	5.80	≤10.07	PASS	
	Ant1	5260	0.46	≤10.07	PASS	
	Ant2	5260	0.75	≤10.07	PASS	
	total	5260	3.62	≤10.07	PASS	
	Ant1	5280	0.22	≤10.07	PASS	
	Ant2	5280	0.43	≤10.07	PASS	
	total	5280	3.34	≤10.07	PASS	
	Ant1	5320	-0.08	≤10.07	PASS	
	Ant2	5320	0.58	≤10.07	PASS	
	total	5320	3.27	≤10.07	PASS	
	Ant1	5500	-3.31	≤10.07	PASS	
	Ant2	5500	-3.57	≤10.07	PASS	
	total	5500	-0.43	≤10.07	PASS	
	Ant1	5580	-2.5	≤10.07	PASS	
	Ant2	5580	-3.16	≤10.07	PASS	
	total	5580	0.19	≤10.07	PASS	
	Ant1	5700	-3.77	≤10.07	PASS	
	Ant2	5700	-6.09	≤10.07	PASS	
	total	5700	-1.77	≤10.07	PASS	
	Ant1	5745	-8.96	29.07	PASS	
	Ant2	5745	-11.41	29.07	PASS	
	total	5745	-7.00	29.07	PASS	
	Ant1	5785	-8.91	29.07	PASS	
	Ant2	5785	-11.2	29.07	PASS	
	total	5785	-6.90	29.07	PASS	
	Ant1	5825	-9.13	29.07	PASS	
	Ant2	5825	-11.12	29.07	PASS	
	total	5825	-7.00	29.07	PASS	
11AC40MIMO	Ant1	5190	-2.1	≤10.07	PASS	
	Ant2	5190	-1.38	≤10.07	PASS	
	total	5190	1.29	≤10.07	PASS	
	Ant1	5230	-2.15	≤10.07	PASS	
	Ant2	5230	-2.01	≤10.07	PASS	
	total	5230	0.93	≤10.07	PASS	
	Ant1	5270	-1.51	≤10.07	PASS	
	Ant2	5270	-1.62	≤10.07	PASS	
	total	5270	1.45	≤10.07	PASS	
	Ant1	5310	-1.87	≤10.07	PASS	
	Ant2	5310	-1.38	≤10.07	PASS	
	total	5310	1.39	≤10.07	PASS	
	Ant1	5510	-5.61	≤10.07	PASS	
	Ant2	5510	-5.42	≤10.07	PASS	
	total	5510	-2.50	≤10.07	PASS	
	Ant1	5550	-5.07	≤10.07	PASS	
	Ant2	5550	-5.8	≤10.07	PASS	
	total	5550	-2.41	≤10.07	PASS	
	Ant1	5670	-5.5	≤10.07	PASS	
	Ant2	5670	-7.89	≤10.07	PASS	
	total	5670	-3.52	≤10.07	PASS	
		Ant1	5755	-10.5	29.07	PASS

	Ant2	5755	-13.81	29.07	PASS
	total	5755	-8.84	29.07	PASS
	Ant1	5795	-10.97	29.07	PASS
	Ant2	5795	-13.08	29.07	PASS
	total	5795	-8.89	29.07	PASS
11AC80MIMO	Ant1	5210	-5.24	≤10.07	PASS
	Ant2	5210	-4.12	≤10.07	PASS
	total	5210	-1.63	≤10.07	PASS
	Ant1	5290	-6.37	≤10.07	PASS
	Ant2	5290	-6.03	≤10.07	PASS
	total	5290	-3.19	≤10.07	PASS
	Ant1	5530	-9.43	≤10.07	PASS
	Ant2	5530	-9.75	≤10.07	PASS
	total	5530	-6.58	≤10.07	PASS
	Ant1	5610	-9.16	≤10.07	PASS
	Ant2	5610	-9.83	≤10.07	PASS
	total	5610	-6.47	≤10.07	PASS
	Ant1	5775	-15.43	29.07	PASS
	Ant2	5775	-17.17	29.07	PASS
	total	5775	-13.20	29.07	PASS
11AX20MIMO	Ant1	5180	0.08	≤10.07	PASS
	Ant2	5180	0.14	≤10.07	PASS
	total	5180	3.12	≤10.07	PASS
	Ant1	5200	-0.44	≤10.07	PASS
	Ant2	5200	0.4	≤10.07	PASS
	total	5200	3.01	≤10.07	PASS
	Ant1	5240	0.07	≤10.07	PASS
	Ant2	5240	0.77	≤10.07	PASS
	total	5240	3.44	≤10.07	PASS
	Ant1	5260	-0.29	≤10.07	PASS
	Ant2	5260	0.14	≤10.07	PASS
	total	5260	2.94	≤10.07	PASS
	Ant1	5280	-0.75	≤10.07	PASS
	Ant2	5280	0.3	≤10.07	PASS
	total	5280	2.82	≤10.07	PASS
	Ant1	5320	-0.9	≤10.07	PASS
	Ant2	5320	0.2	≤10.07	PASS
	total	5320	2.70	≤10.07	PASS
	Ant1	5500	-4.48	≤10.07	PASS
	Ant2	5500	-3.4	≤10.07	PASS
	total	5500	-0.90	≤10.07	PASS
	Ant1	5580	-3.3	≤10.07	PASS
	Ant2	5580	-3.8	≤10.07	PASS
	total	5580	-0.53	≤10.07	PASS
	Ant1	5700	-4.22	≤10.07	PASS
	Ant2	5700	-5.59	≤10.07	PASS
	total	5700	-1.84	≤10.07	PASS
	Ant1	5745	-9.87	29.07	PASS
	Ant2	5745	-10.72	29.07	PASS
	total	5745	-7.26	29.07	PASS

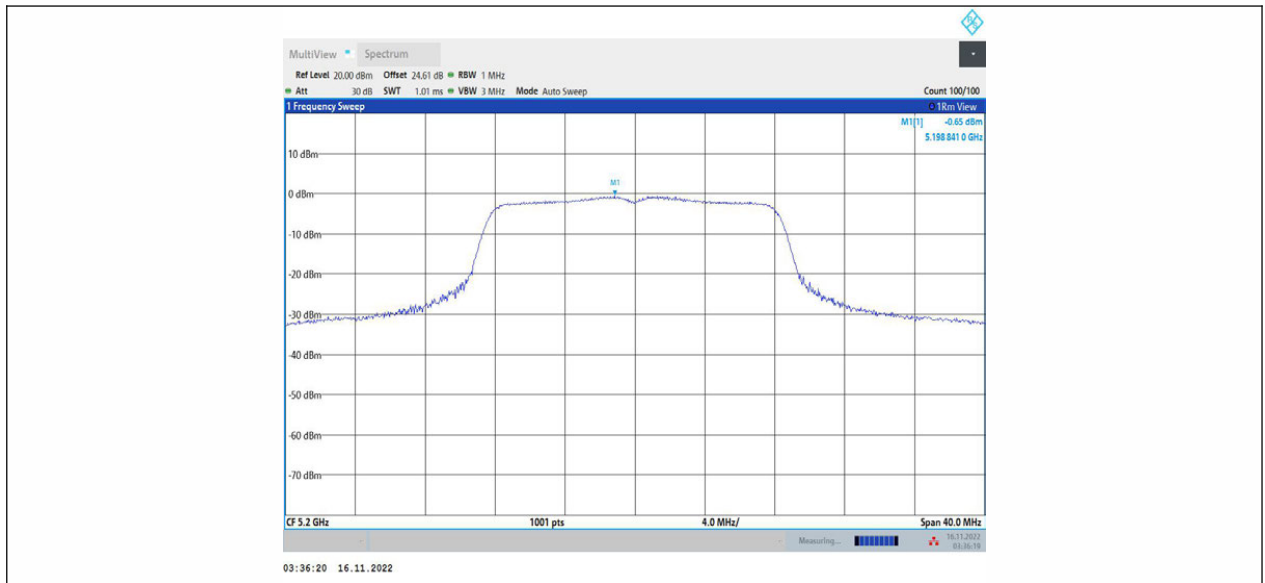
	Ant1	5785	-9.5	29.07	PASS	
	Ant2	5785	-10.9	29.07	PASS	
	total	5785	-7.13	29.07	PASS	
	Ant1	5825	-9.86	29.07	PASS	
	Ant2	5825	-11.14	29.07	PASS	
	total	5825	-7.44	29.07	PASS	
11AX40MIMO	Ant1	5190	-3.25	≤10.07	PASS	
	Ant2	5190	-2.4	≤10.07	PASS	
	total	5190	0.21	≤10.07	PASS	
	Ant1	5230	-2.7	≤10.07	PASS	
	Ant2	5230	-2.5	≤10.07	PASS	
	total	5230	0.41	≤10.07	PASS	
	Ant1	5270	-2.26	≤10.07	PASS	
	Ant2	5270	-2.18	≤10.07	PASS	
	total	5270	0.79	≤10.07	PASS	
	Ant1	5310	-2.37	≤10.07	PASS	
	Ant2	5310	-1.61	≤10.07	PASS	
	total	5310	1.04	≤10.07	PASS	
	Ant1	5510	-5.94	≤10.07	PASS	
	Ant2	5510	-6.16	≤10.07	PASS	
	total	5510	-3.04	≤10.07	PASS	
	Ant1	5550	-5.8	≤10.07	PASS	
	Ant2	5550	-5.91	≤10.07	PASS	
	total	5550	-2.84	≤10.07	PASS	
	Ant1	5670	-7.02	≤10.07	PASS	
	Ant2	5670	-8.02	≤10.07	PASS	
	total	5670	-4.48	≤10.07	PASS	
	Ant1	5755	-11.12	29.07	PASS	
	Ant2	5755	-12.4	29.07	PASS	
	total	5755	-8.70	29.07	PASS	
	Ant1	5795	-11.84	29.07	PASS	
	Ant2	5795	-12.37	29.07	PASS	
	total	5795	-9.09	29.07	PASS	
	11AX80MIMO	Ant1	5210	-6.74	≤10.07	PASS
		Ant2	5210	-5.98	≤10.07	PASS
		total	5210	-3.33	≤10.07	PASS
Ant1		5290	-6.14	≤10.07	PASS	
Ant2		5290	-5.7	≤10.07	PASS	
total		5290	-2.90	≤10.07	PASS	
Ant1		5530	-9.52	≤10.07	PASS	
Ant2		5530	-9.79	≤10.07	PASS	
total		5530	-6.64	≤10.07	PASS	
Ant1		5610	-9.42	≤10.07	PASS	
Ant2		5610	-9.13	≤10.07	PASS	
total		5610	-6.26	≤10.07	PASS	
Ant1		5775	-17.49	29.07	PASS	
Ant2		5775	-15.61	29.07	PASS	
total		5775	-13.44	29.07	PASS	



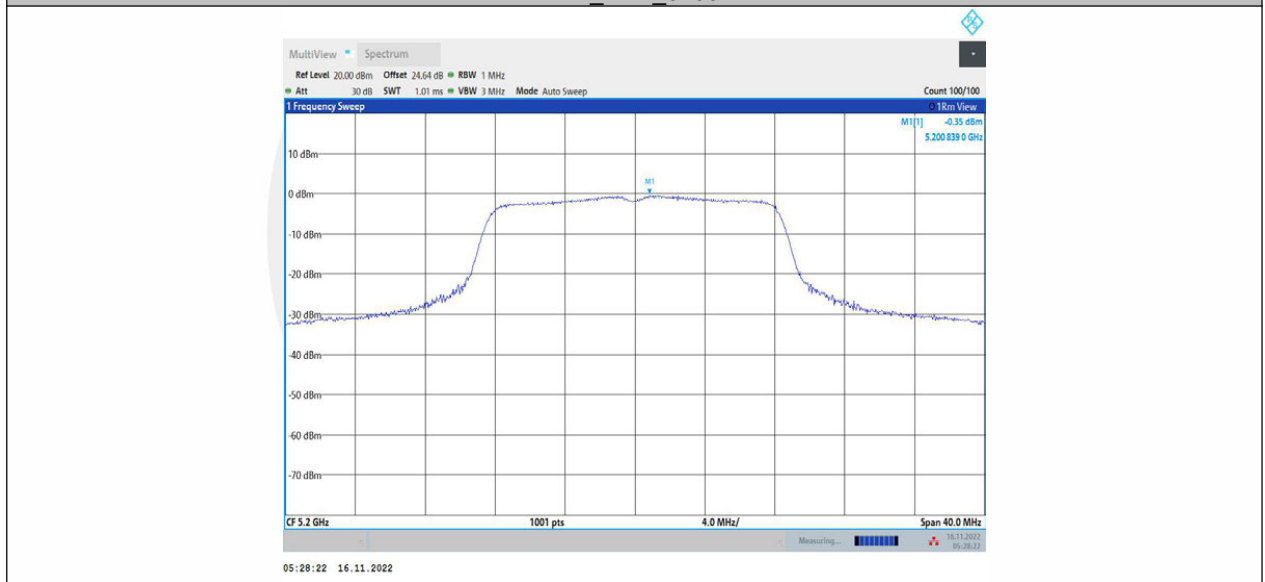
11A_Ant1_5180



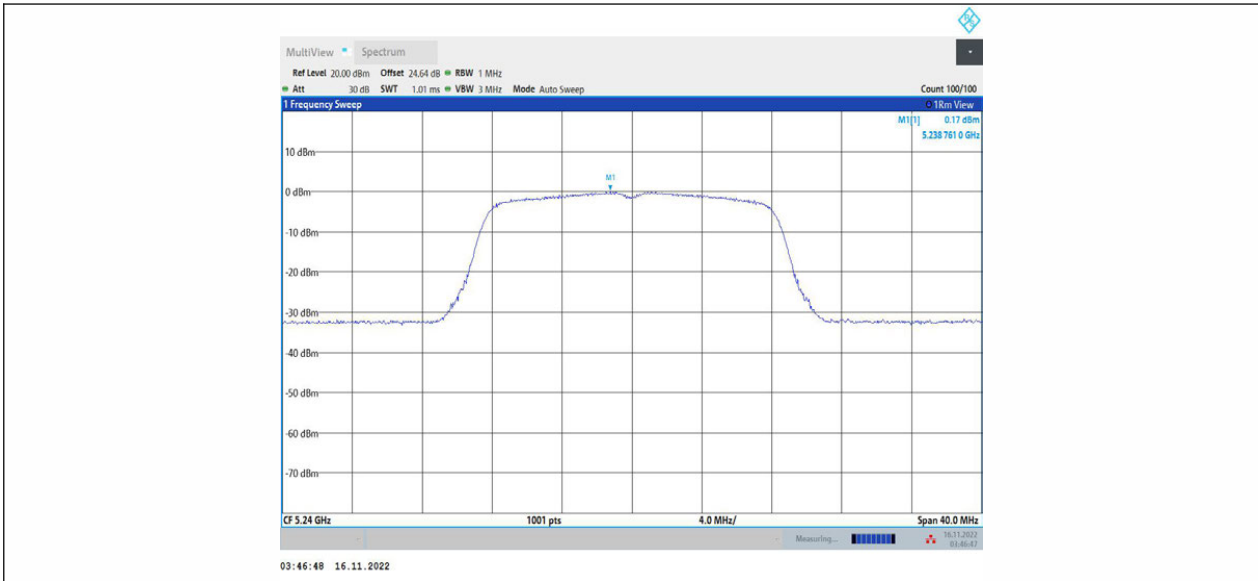
11A_Ant2_5180



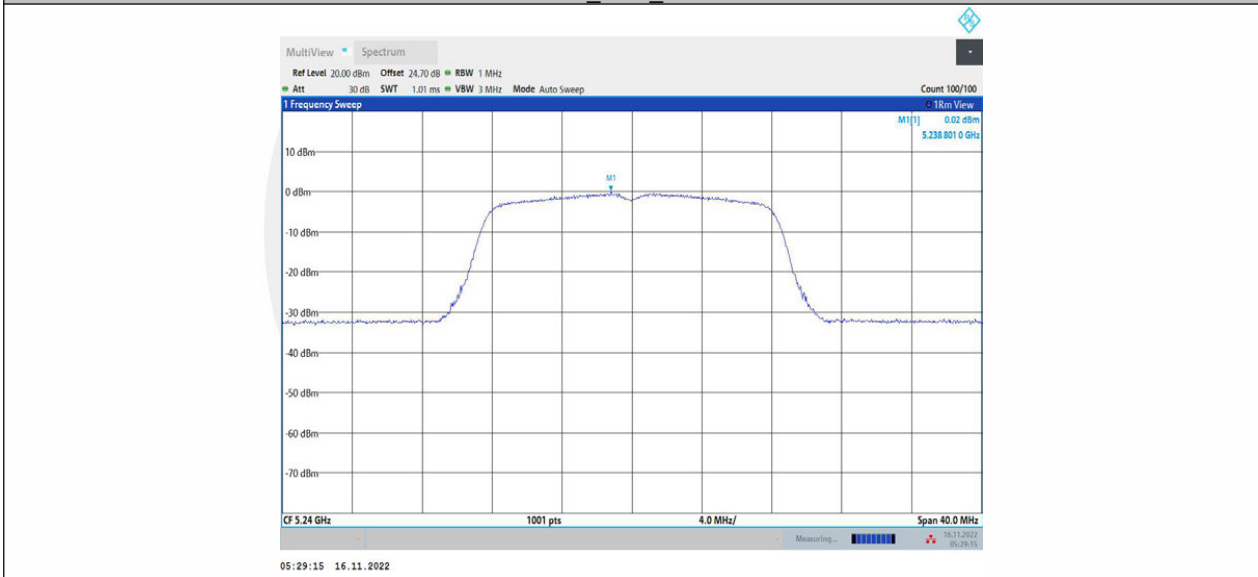
11A_Ant1_5200



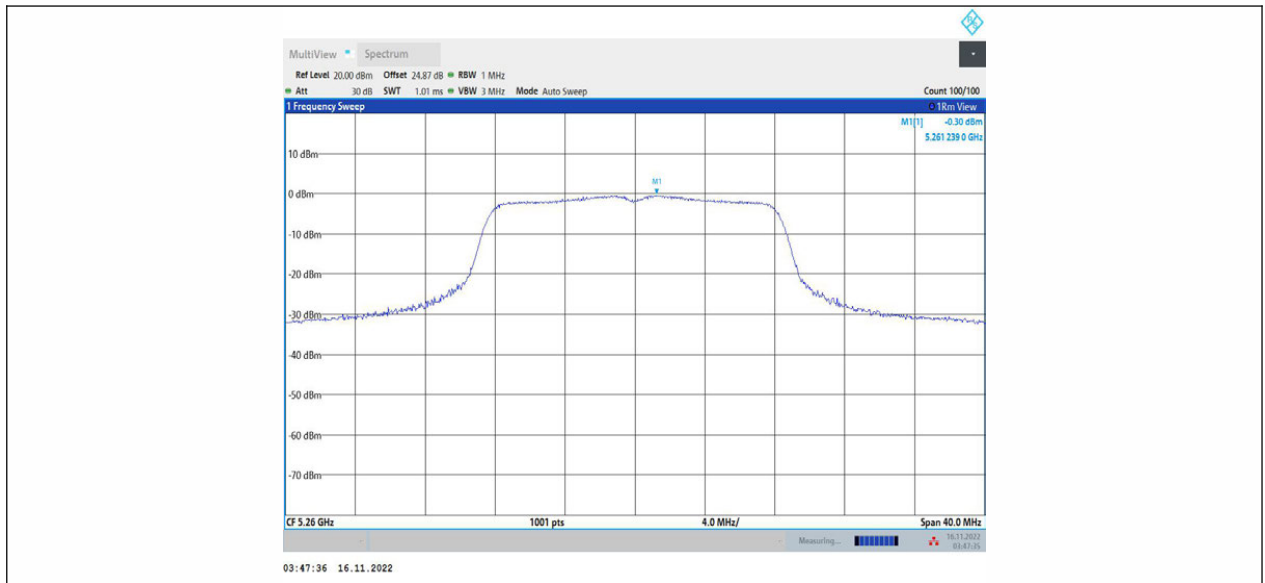
11A_Ant2_5200



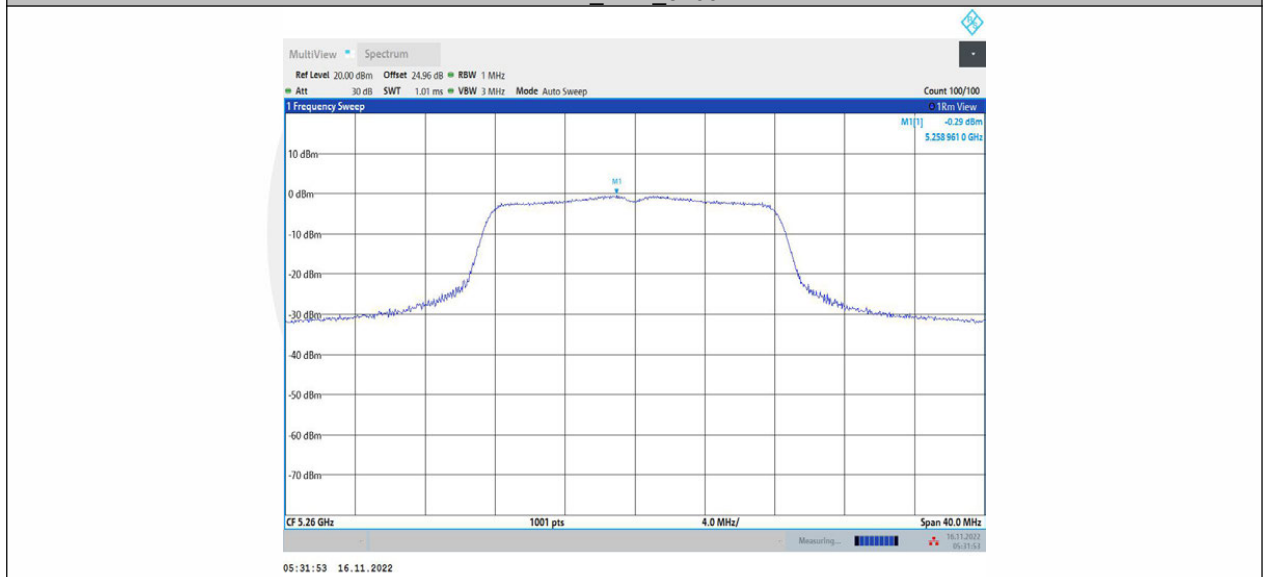
11A_Ant1_5240



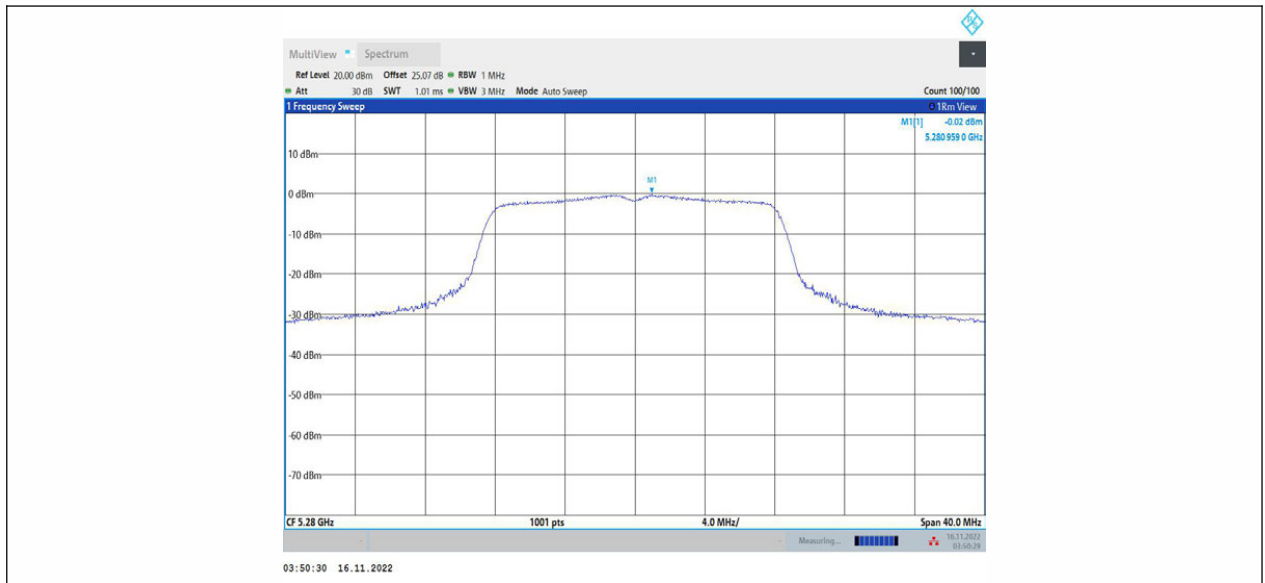
11A_Ant2_5240



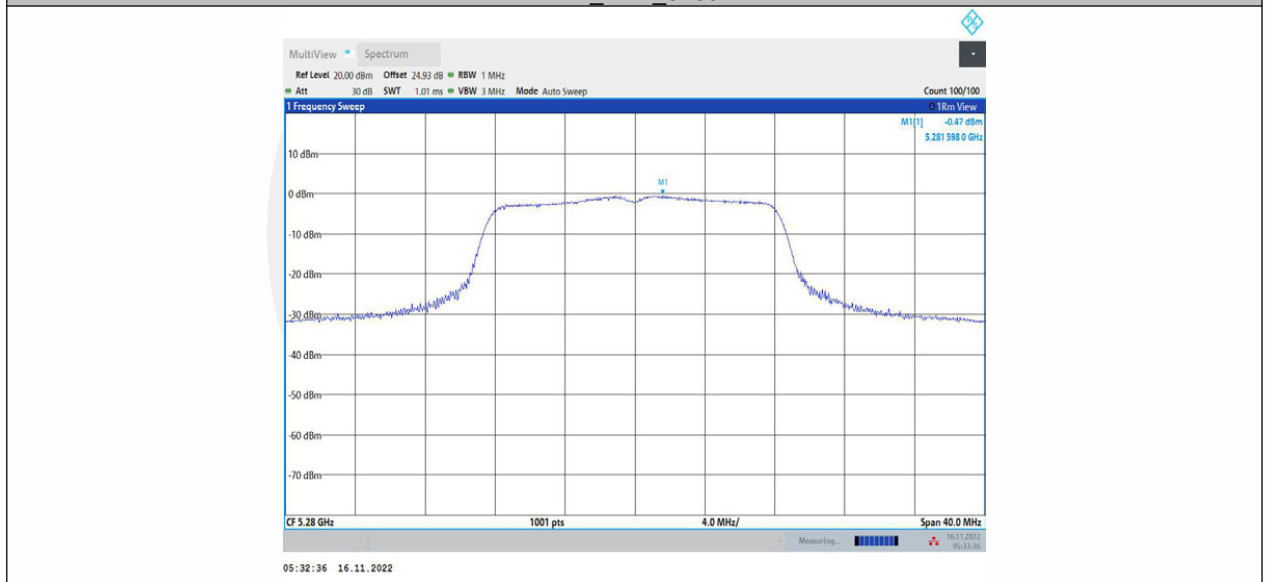
11A_Ant1_5260



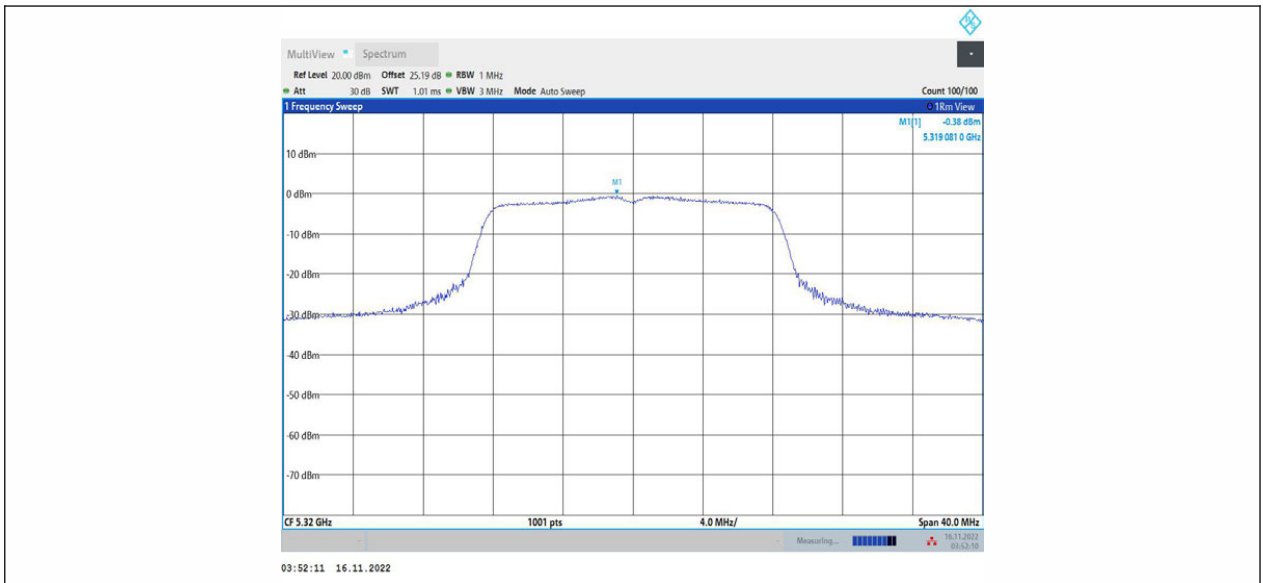
11A_Ant2_5260



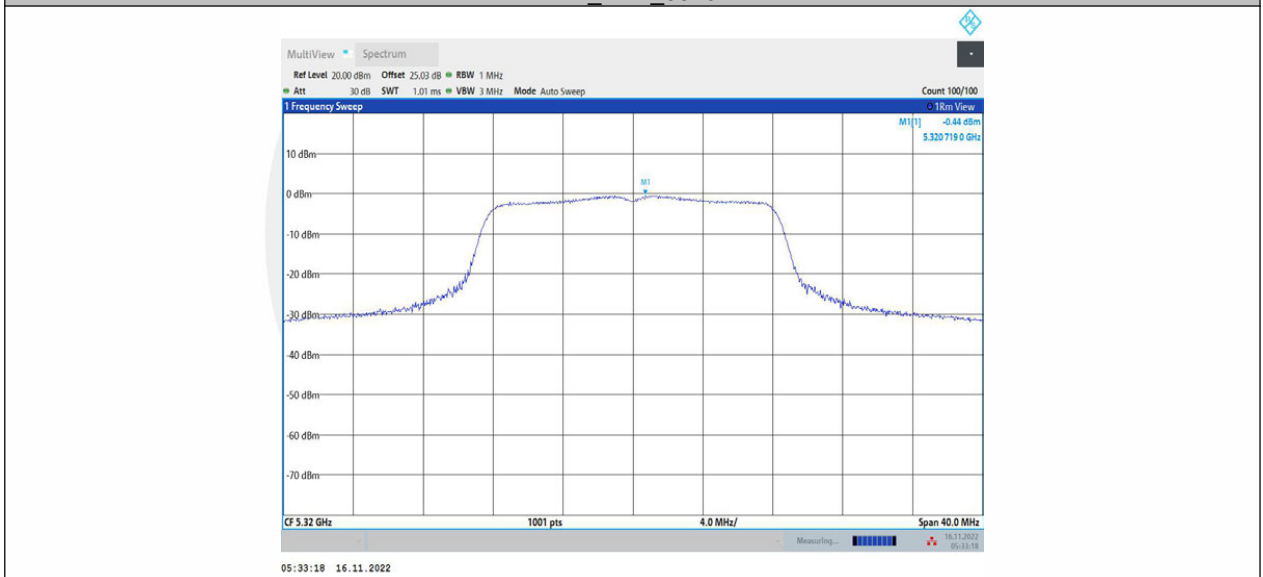
11A_Ant1_5280



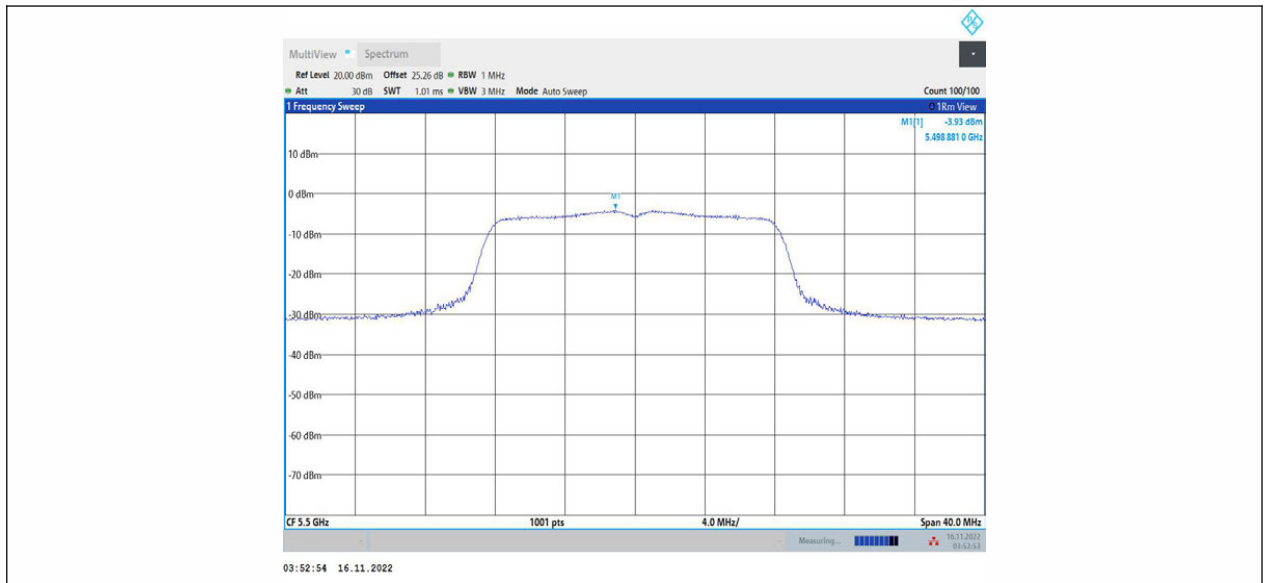
11A_Ant2_5280



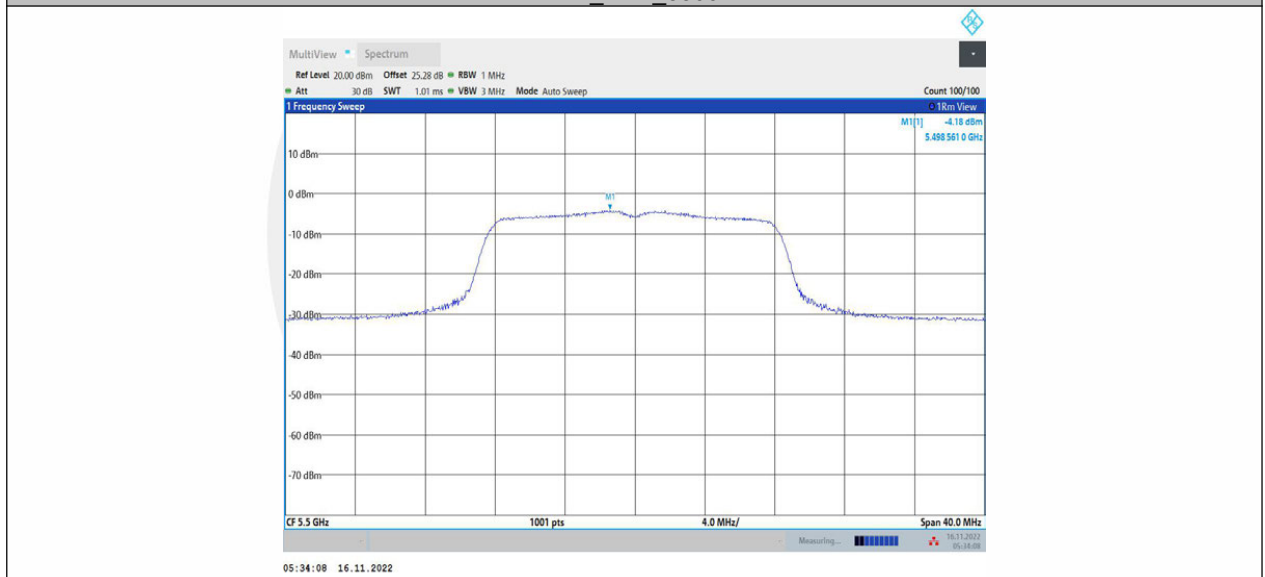
11A_Ant1_5320



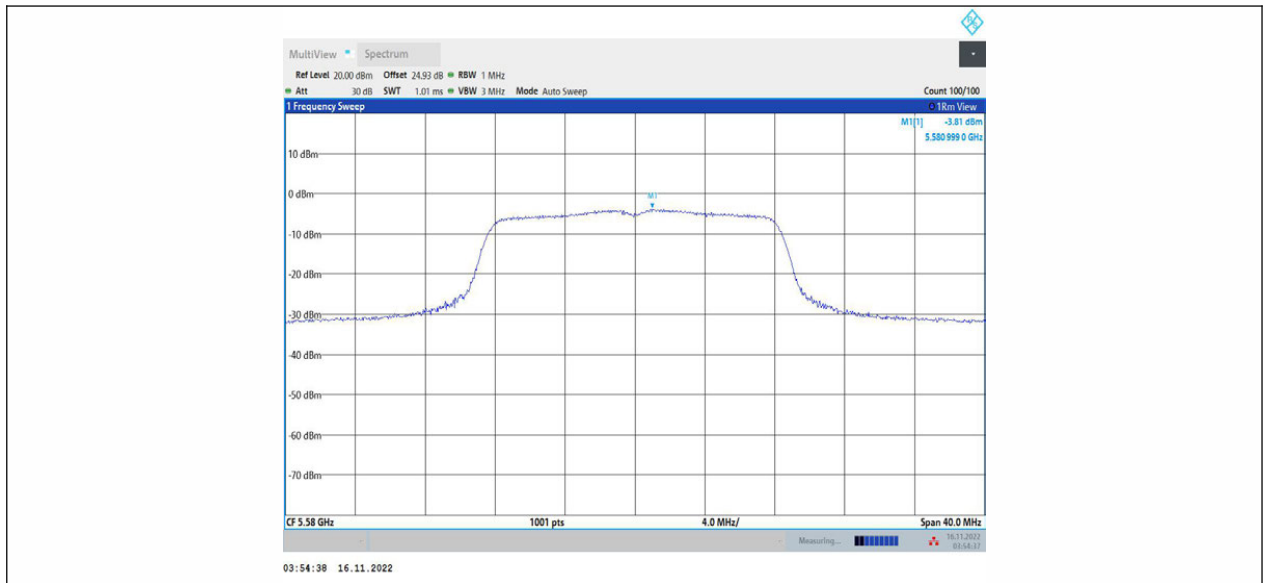
11A_Ant2_5320



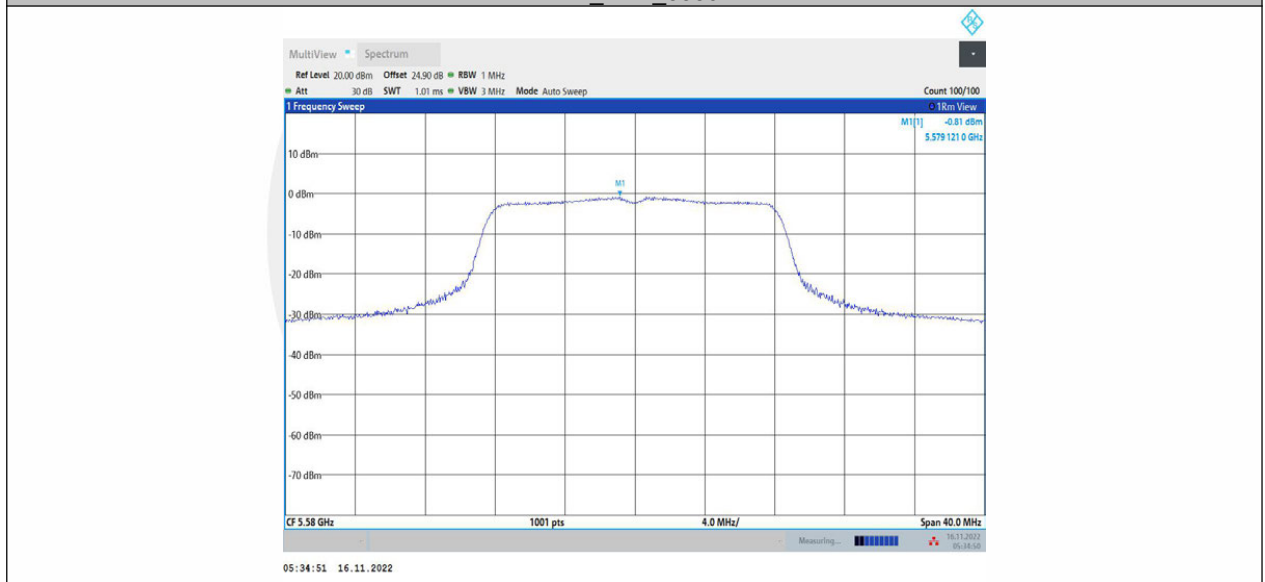
11A_Ant1_5500



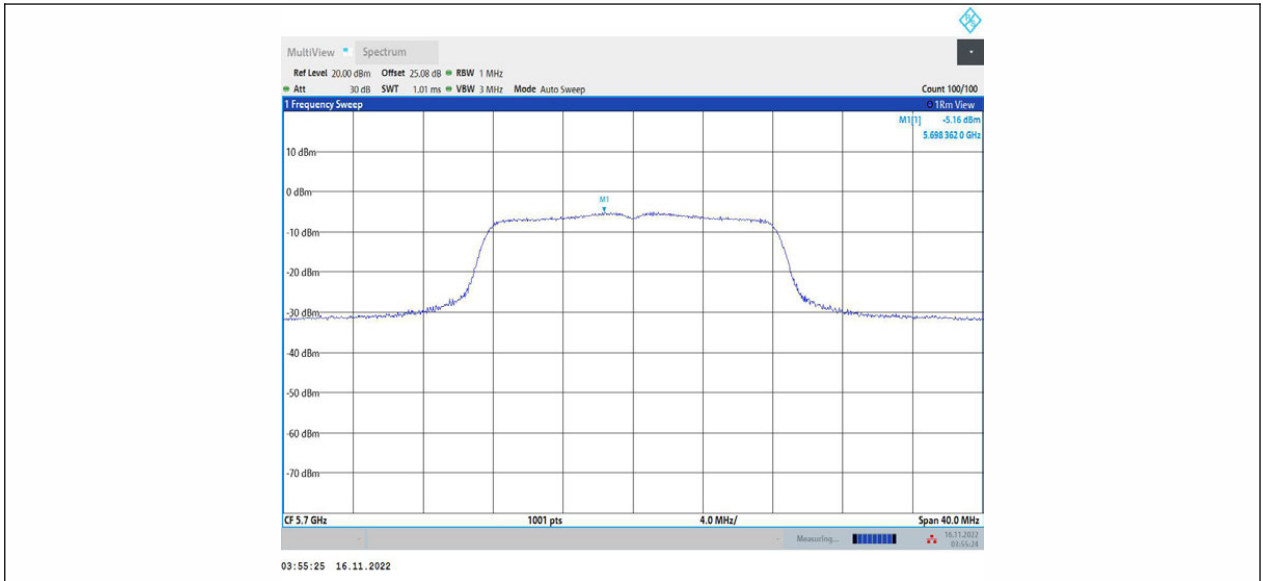
11A_Ant2_5500



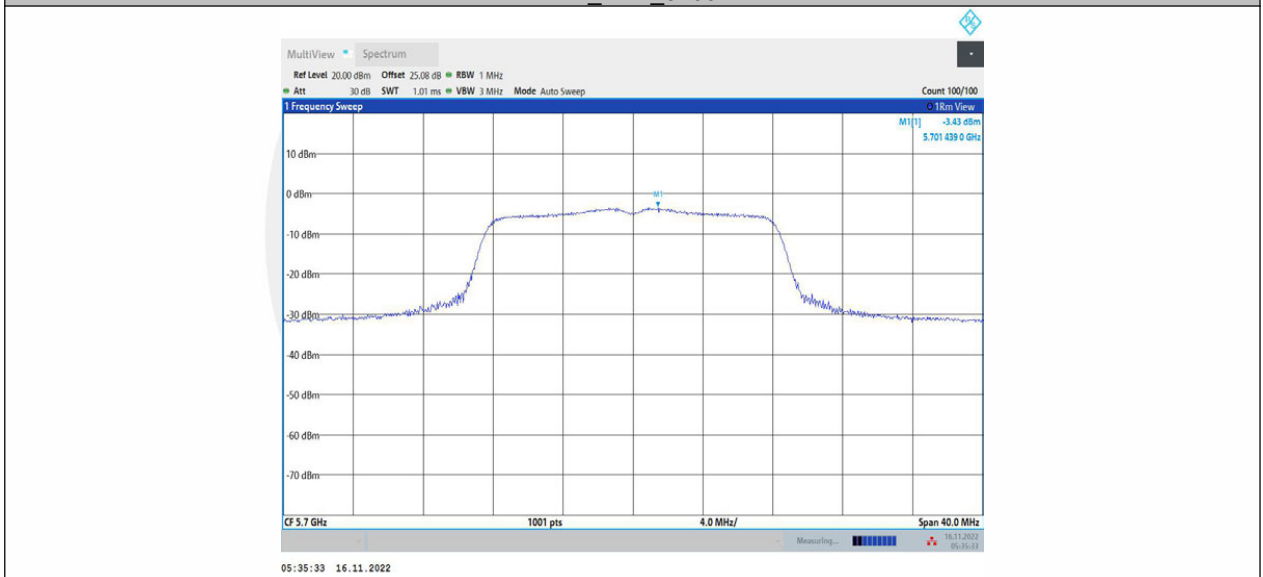
11A_Ant1_5580



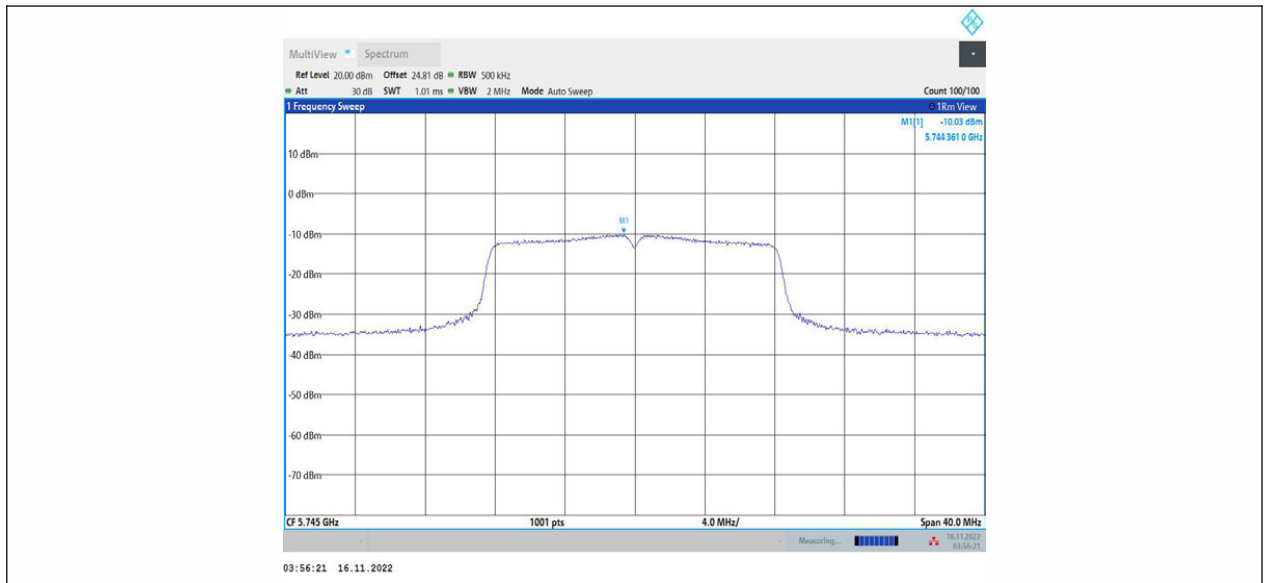
11A_Ant2_5580



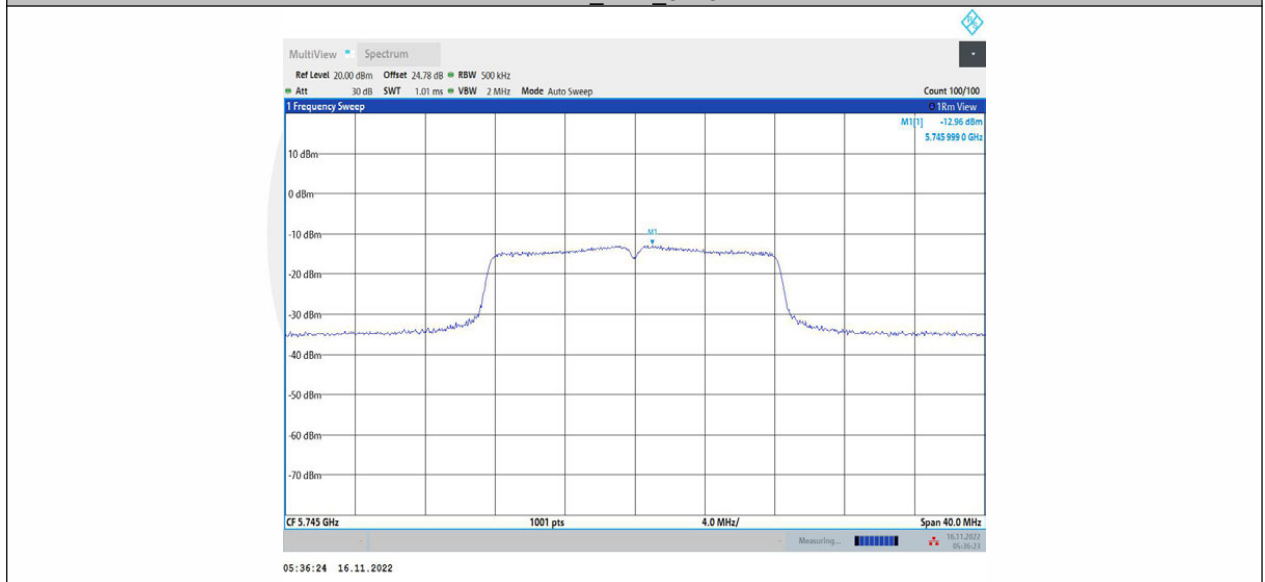
11A_Ant1_5700



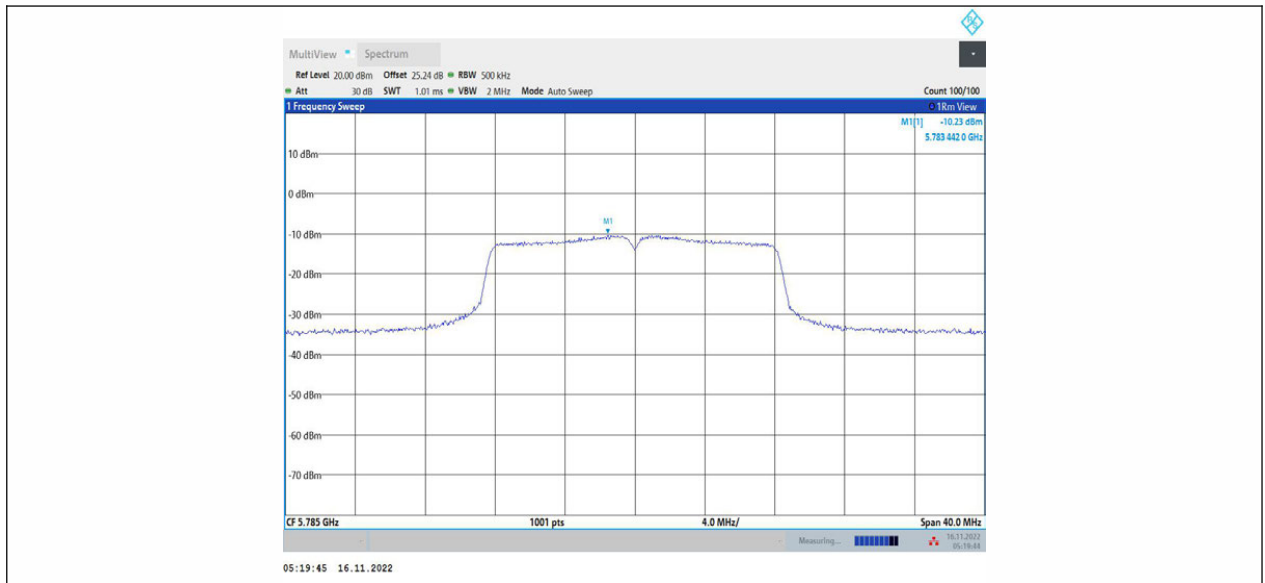
11A_Ant2_5700



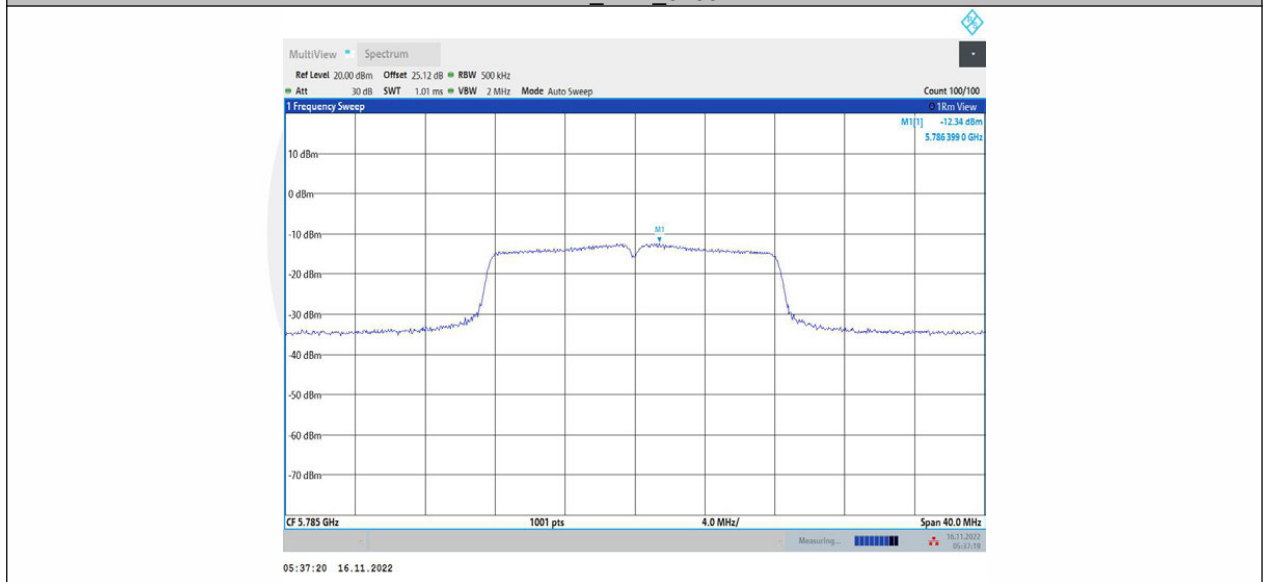
11A_Ant1_5745



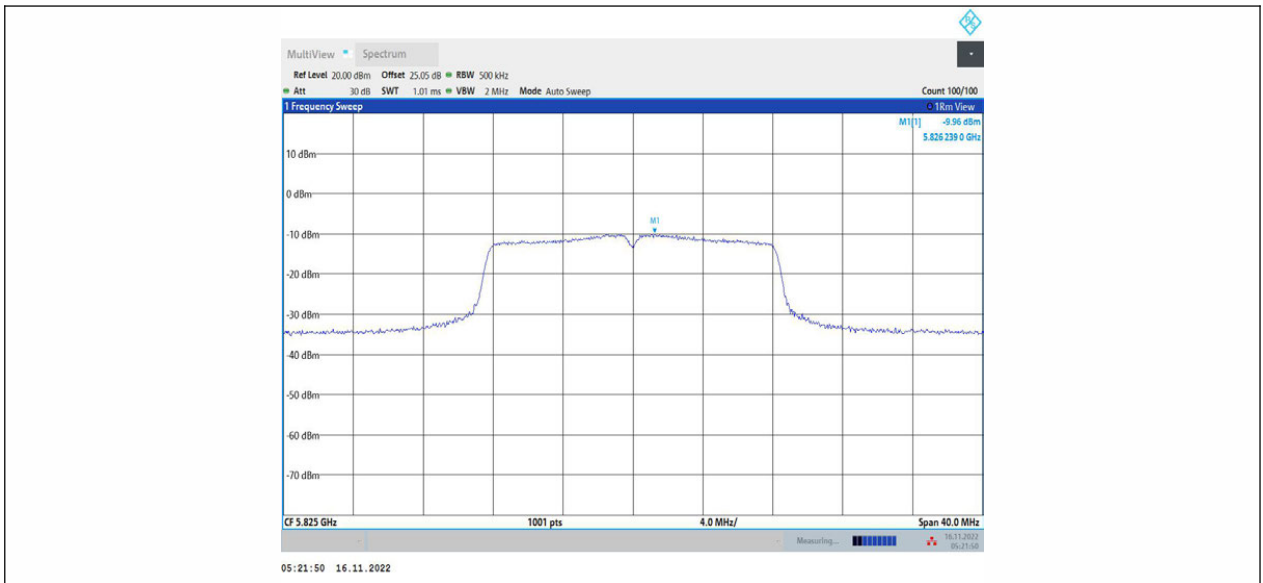
11A_Ant2_5745



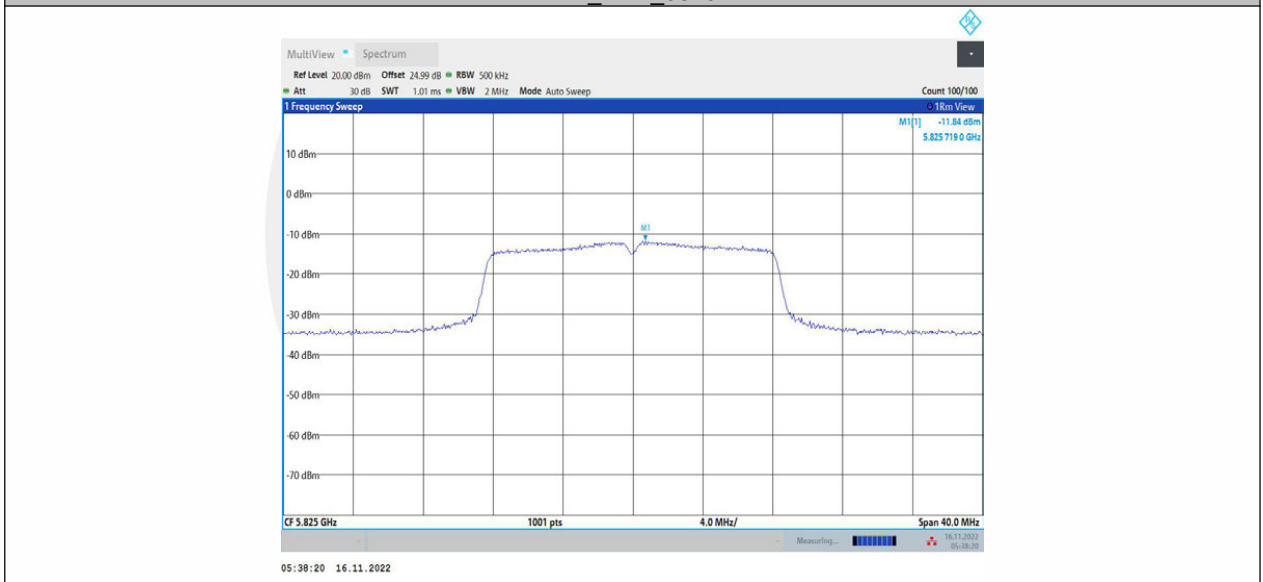
11A_Ant1_5785



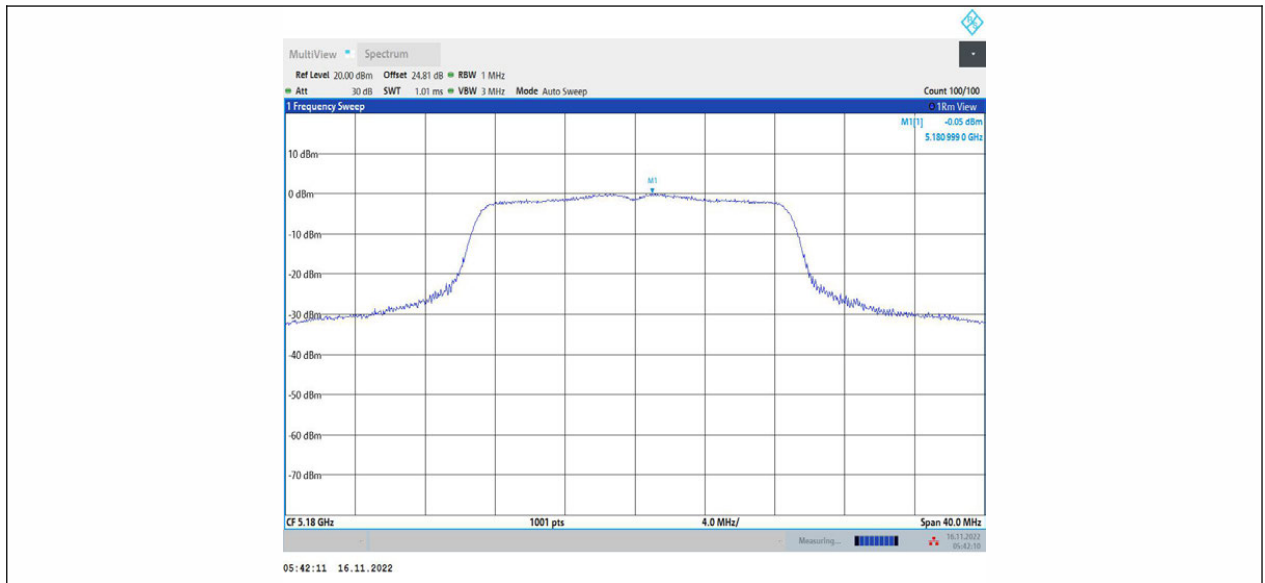
11A_Ant2_5785



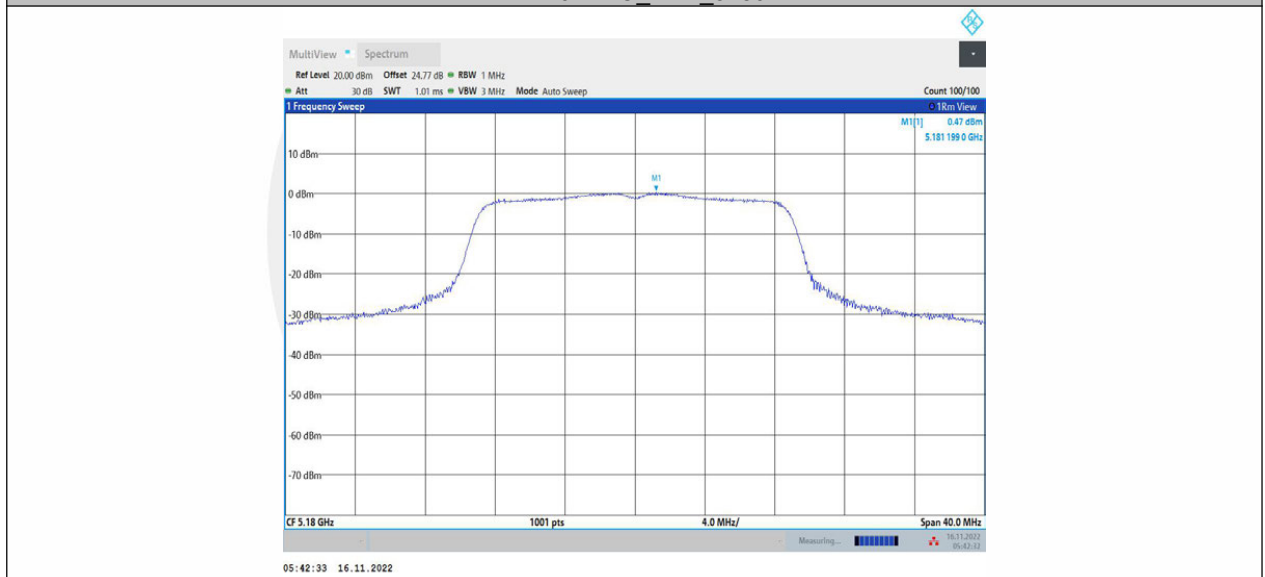
11A_Ant1_5825



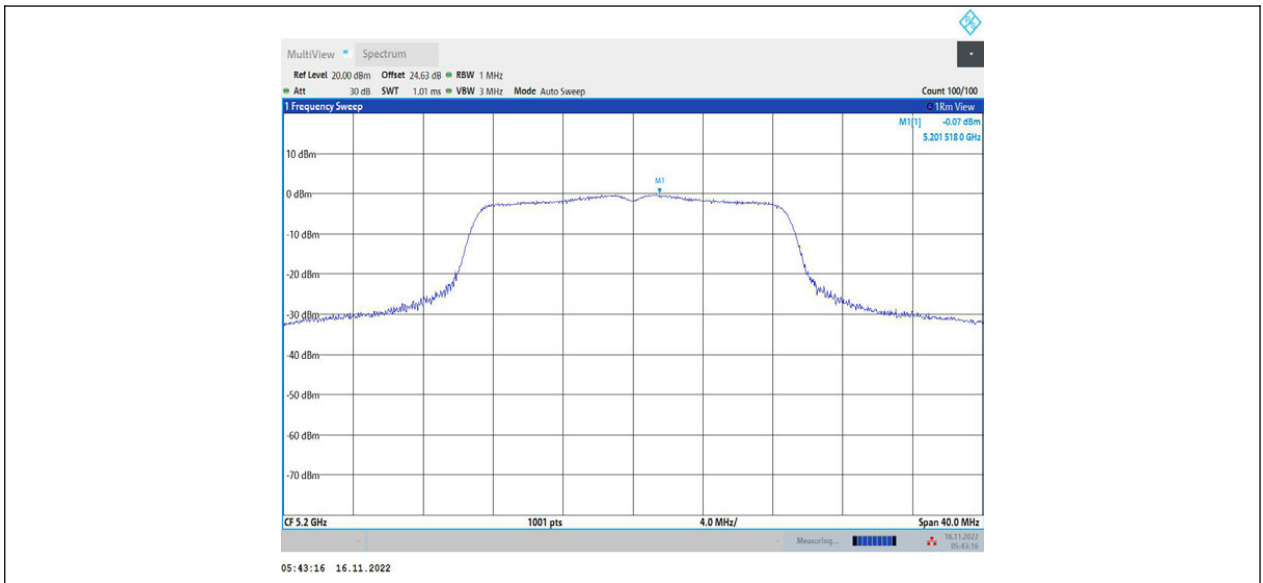
11A_Ant2_5825



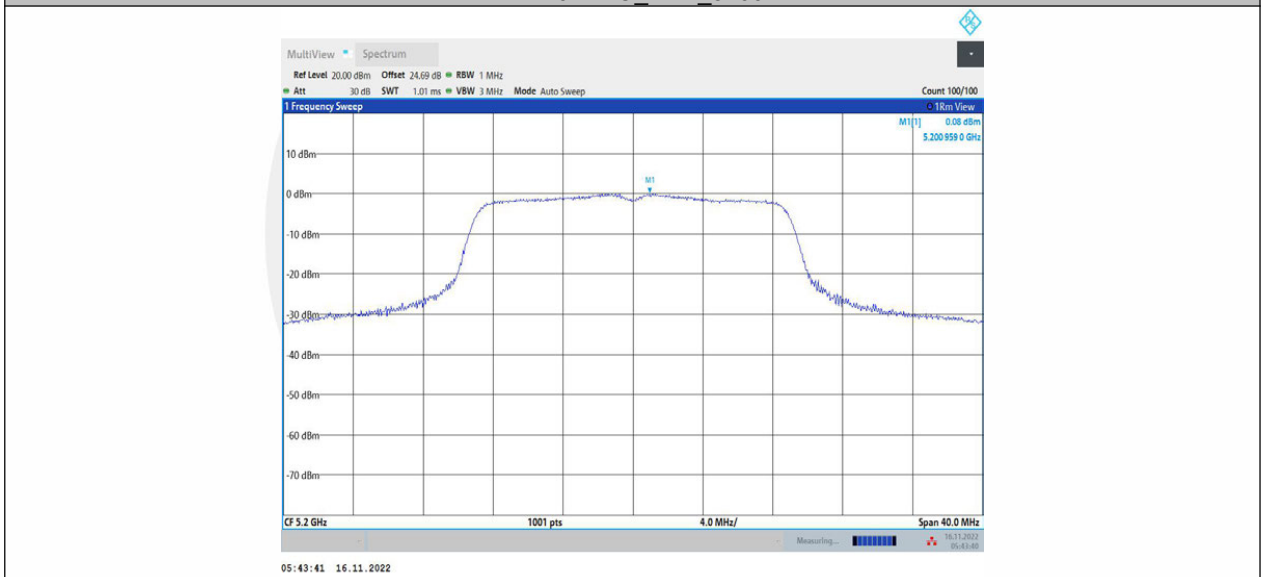
11N20MIMO_Ant1_5180



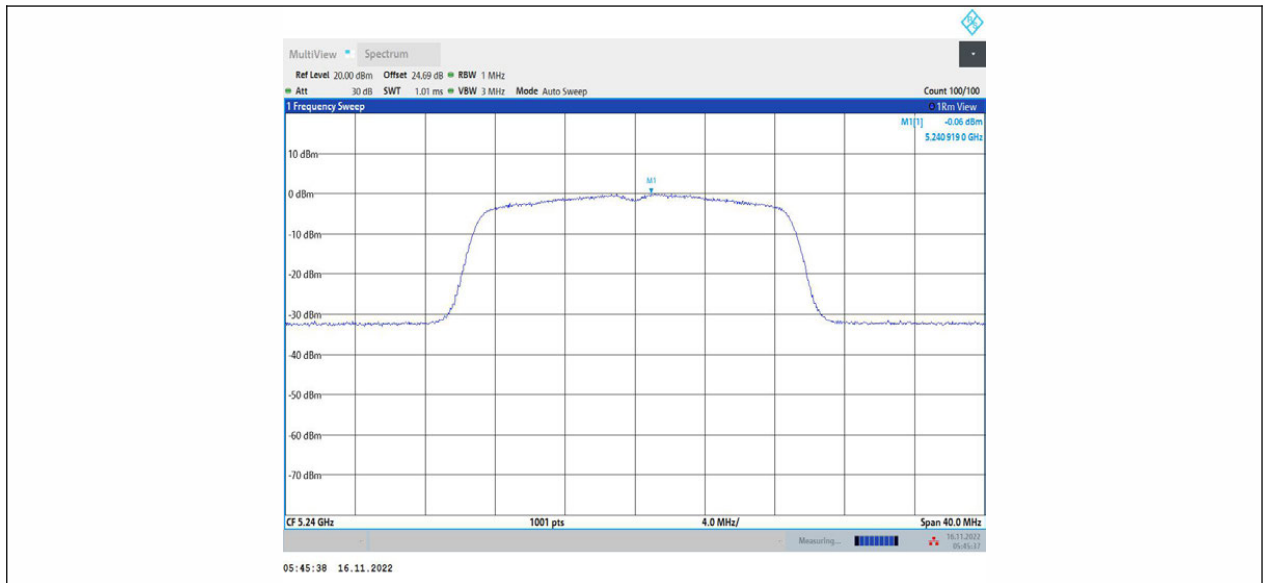
11N20MIMO_Ant2_5180



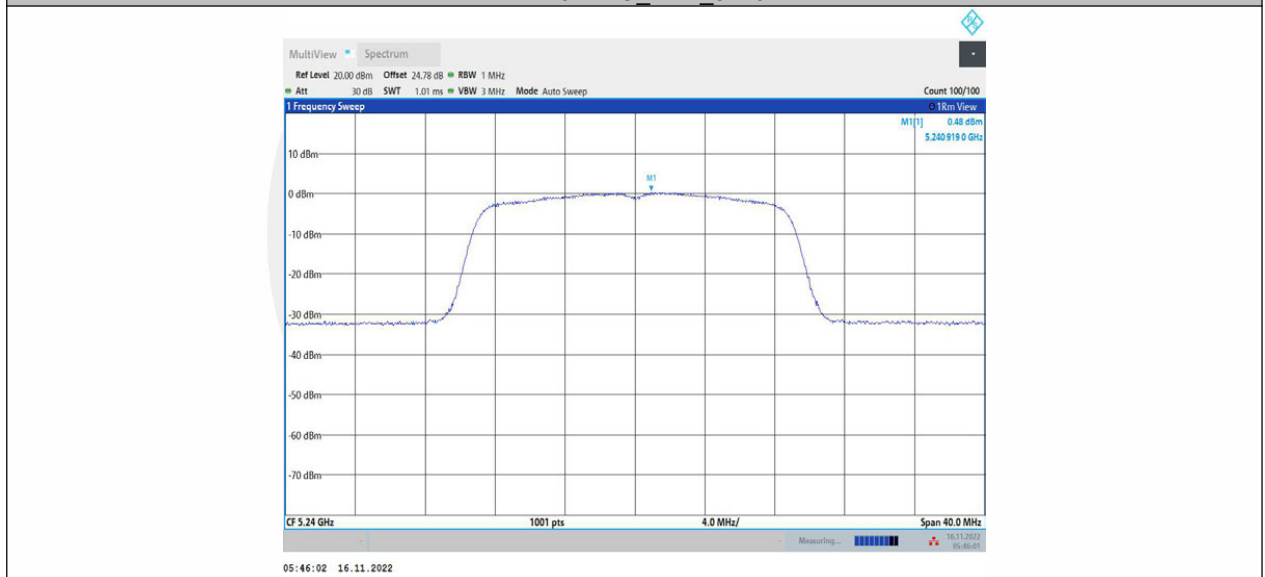
11N20MIMO_Ant1_5200



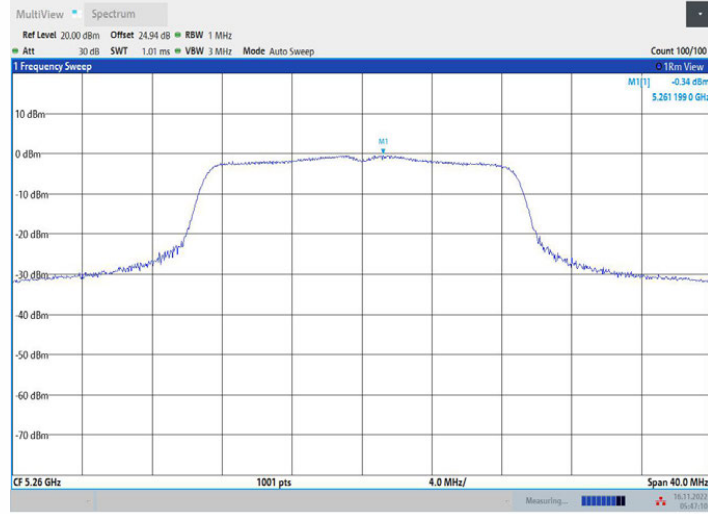
11N20MIMO_Ant2_5200



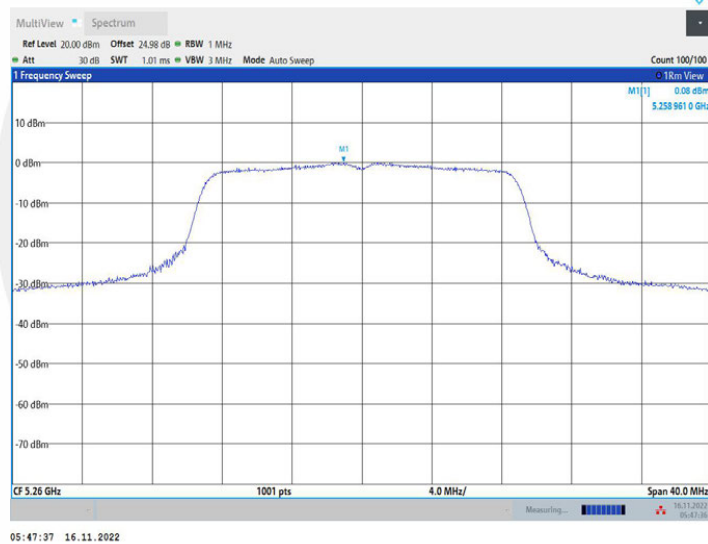
11N20MIMO_Ant1_5240



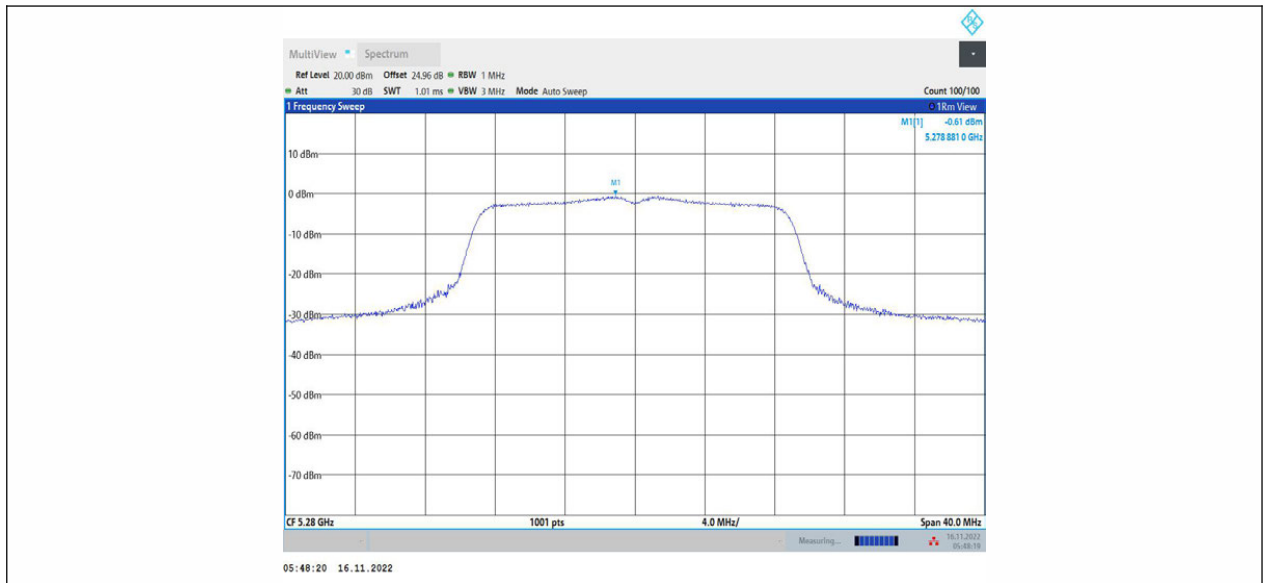
11N20MIMO_Ant2_5240



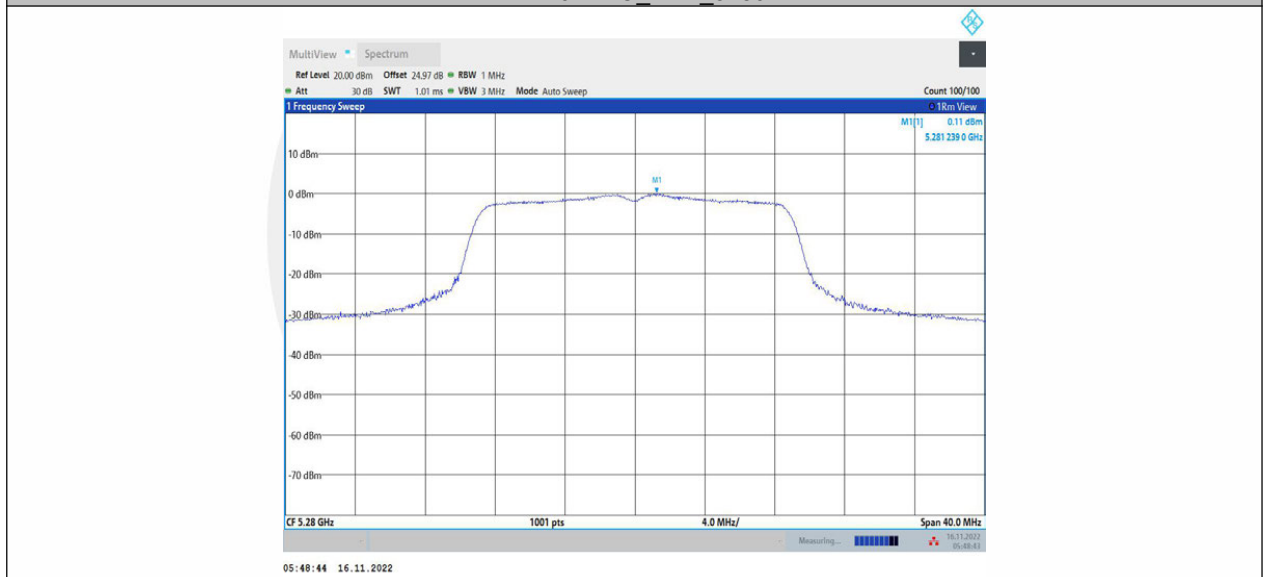
11N20MIMO_Ant1_5260



11N20MIMO_Ant2_5260



11N20MIMO_Ant1_5280



11N20MIMO_Ant2_5280