

FCC PART 15C TEST REPORT FOR CERTIFICATION
On Behalf of

Shenyang Tongfang Multimedia Technology Co., Limited

LED TV

Model Number: WE75NC4210

Additional Model: WE75UC4210

FCC ID: 2ACWIWE75NC421

Prepared for : Shenyang Tongfang Multimedia Technology Co., Limited
No. 10 Nanping East Road HunNan New District Shenyang,
LiaoNing Province P.R. China

Prepared By : EST Technology Co., Ltd.
Santun(guantai Road), Houjie Town, DongGuan City,
GuangDong, China.

Tel: 86-769-83081888-808




Report Number: ESTE-R1507023
Date of Test : July 22~August 08, 2015
Date of Report : August 10, 2015

TABLE OF CONTENTS

Description	Page
TEST REPORT VERIFICATION.....	3
1. GENERAL INFORMATION.....	5
1.1. Description of Device (EUT).....	5
2. SUMMARY OF TEST.....	6
2.1. Summary of test result.....	6
2.2. Test Facilities.....	7
2.3. Assistant equipment used for test.....	8
2.4. Block Diagram.....	8
2.5. Test mode.....	9
2.6. Channel List for wifi.....	9
2.7. Test Equipment.....	10
3. POWER LINE CONDUCTED EMISSION TEST.....	11
3.1. Limit.....	11
3.3. Test Procedure.....	11
3.4. Test Result.....	11
3.5. Test data.....	12
4. RADIATED EMISSION TEST.....	16
4.1. Limit.....	16
4.2. Block Diagram of Test setup.....	17
4.3. Test Procedure.....	18
4.4. Test Result.....	18
4.5. Test Data.....	19
5. BAND EDGE COMPLIANCE TEST.....	163
5.1. Limit.....	163
5.2. Test Procedure.....	163
5.3. Test Result.....	163
5.4. Test Data.....	164
6. 6dB & 20dB Bandwidth Test.....	196
6.1. Limit.....	196
6.2. Test Procedure.....	196
6.3. Test Result.....	196
6.4. 6dB Test Data.....	198
6.5. 20dB Test Data.....	214
7. OUTPUT POWER TEST.....	230
7.1. Limit.....	230
7.2. Test Procedure.....	230
7.3. Test Procedure.....	230
7.4. Test Result.....	231
7.5. Test Data.....	233
8. POWER SPECTRAL DENSITY TEST.....	249
8.1. Limit.....	249
8.2. Test Procedure.....	249

8.3	Test Result.....	250
8.4	Test Data	252
9	ANTENNA REQUIREMENTS	268
9.1	Limit	268
9.2	Result.....	268
10	TEST SETUP PHOTO.....	269
11	PHOTOS OF EUT	271

Test Report Verification

Applicant: Address:	Shenyang Tongfang Multimedia Technology Co., Limited No. 10 Nanping East Road HunNan New District Shenyang,LiaoNing Province P.R. China		
Manufacturer Address:	Shenyang Tongfang Multimedia Technology Co., Limited No. 10 Nanping East Road HunNan New District Shenyang,LiaoNing Province P.R. China		
Factory Address:	Shenyang Tongfang Multimedia Technology Co., Limited No. 10 Nanping East Road HunNan New District Shenyang,LiaoNing Province P.R. China		
E.U.T:	LED TV		
Model Number:	WE75NC4210		
Additional Model:	WE75UC4210 Just Model different, the PCB boards inside are identical.		
Power Supply:	AC 100~240V;50/60Hz		
Test Voltage:	AC 120V/60Hz		
Trade Name:	Westinghouse	Serial No.:	-----
Date of Receipt:	July 22, 2015	Date of Test:	July 22~August 08,2015
Test Specification:	FCC Rules and Regulations Part 15 Subpart C:2014 ANSI C63.10:2013		
Test Result:	<p>The device described above is tested by EST Technology Co., Ltd.. The measurement results were contained in this test report and EST Technology Co., Ltd. was assumed full responsibility for the accuracy and completeness of these measurements. Also, this report shows that the EUT to be technically compliance with the FCC Rules and Regulations Part 15 Subpart C requirements.</p> <p>This report applies to above tested sample only and shall not be reproduced in part without written approval of EST Technology Co., Ltd. Date: August 10, 2015</p>		
Prepared by:	Tested by:	Approved by:	
			
Ada / Assistant	Tony.Tang/ Engineer	IcemanHu / Manager	
Other Aspects:	None.		
<i>Abbreviations: OK/P=passed fail/F=failed n.a/N=not applicable E.U.T=equipment under tested</i>			
<i>This test report is based on a single evaluation of one sample of above mentioned products ,It is not permitted to be duplicated in extracts without written approval of EST Technology Co., Ltd.</i>			



1. GENERAL INFORMATION

1.1. Description of Device (EUT)

Product Name	:	LED TV
Model Number	:	WE75NC4210
Additional Model	:	WE75UC4210
Modulation	:	IEEE 802.11b mode: DSSS(CCK,QPSK, BPSK) IEEE 802.11g mode: OFDM (BPSK/QPSK/16QAM/64QAM) IEEE 802.11n HT20 MHz mode: OFDM (BPSK/QPSK/16QAM/64QAM) IEEE 802.11n HT40 MHz mode: OFDM (BPSK/QPSK/16QAM/64QAM)
Operation Frequency	:	IEEE 802.11b/g: 2412 ~ 2472 MHz IEEE 802.11n HT20 : 2412 ~ 2472 MHz IEEE 802.11n HT40 : 2422 ~ 2462 MHz
Number of channel	:	IEEE 802.11b: 13 Channels IEEE 802.11g: 13 Channels IEEE 802.11n HT20: 13 Channels IEEE 802.11n HT40: 9 Channels
Antenna a and Gain	:	PCB Antenna with 2dBi gain (Max)
Antenna b and Gain	:	PCB Antenna with 2dBi gain (Max)
MIMO(Ant a+Ant b Directional Gain)		5.01dBi

2. SUMMARY OF TEST

2.1. Summary of test result

Description of Test Item	Standard	Results
Power Line Conducted Emission	FCC Part 15: 15.207 ANSI C63.10:2013	PASS
Radiated Emission	FCC Part 15: 15.209 ANSI C63.10:2013 KDB 558074	PASS
Band Edge Compliance	FCC Part 15: 15.247 ANSI C63.10:2013 KDB 558074	PASS
Conducted spurious emissions	FCC Part 15: 15.247 ANSI C63.10:2013 KDB 558074	PASS
6dB Bandwidth	FCC Part 15: 15.247 ANSI C63.10:2013 KDB 558074	PASS
Peak Output Power	FCC Part 15: 15.247 ANSI C63.10:2013 KDB 558074	PASS
Power Spectral Density	FCC Part 15: 15.247 ANSI C63.10:2013 KDB 558074	PASS
Antenna requirement	FCC Part 15: 15.203	PASS
Note: 558074 D01 DTS Meas Guidance v03r02		

2.2. Test Facilities


EMC Lab	:	Certificated by CNAL, CHINA Registration No.: L5288 Date of registration: November 13, 2014
		Certificated by FCC, USA Registration No.: 989591 Date of registration: November 20, 2013
		Certificated by Industry Canada Registration No.: 9405A-1 Date of registration: January 03, 2013
		Certificated by VCCI, Japan Registration No.: R-3663 & C-4103 Date of registration: July 25, 2011
		Certificated by TUV Rheinland, Germany Registration No.: UA 50195514 0001 Date of registration: January 07, 2011
		Certificated by TUV/PS, Shenzhen Registration No.: SCN1017 Date of registration: January 27, 2011
		Certificated by Intertek ETL SEMKO Registration No.: 2011-RTL-L1-18 Date of registration: April 28, 2011
		Certificated by Siemic, Inc. Registration No.: SLCN021 Date of registration: November 8, 2011
		Certificated by Nemko, Hong Kong Registration No.: 175193 Date of registration: May 4, 2011
Name of Firm	:	EST Technology Co., Ltd.
Site Location	:	San Tun Management Zone, Houjie Town, Dongguan, Guangdong, China

2.3. Assistant equipment used for test

2.3.1. N/A

2.4. Block Diagram

For radiated emissions test: EUT was placed on a turn table, which is 0.8 meter high above ground. EUT was set into Wifi test mode by software before test.



(EUT: LED TV)

2.5. Test mode

A special test software was used to control EUT work in Continuous TX mode, and select test channel, wireless mode and data rate.

Test mode	Lower channel	Center channel	Upper channel
IEEE 802.11b;IEEE 802.11g;IEEE 802.11n HT20 Transmitting	2412MHz	2442MHz	2472MHz
IEEE 802.11b;IEEE 802.11g;IEEE 802.11n HT20 Receiving	2412MHz	2442MHz	2472MHz
IEEE 802.11n HT40 Transmitting	2422MHz	2442MHz	2462MHz
IEEE 802.11n HT40 Receiving	2422MHz	2442MHz	2462MHz

2.6. Channel List for wifi

IEEE 802.11b;IEEE 802.11g;IEEE 802.11n HT20					
Channel	Frequency (MHz)	Channel	Frequency (MHz)	Channel	Frequency (MHz)
1	2412	6	2437	11	2462
2	2417	7	2442	12	2467
3	2422	8	2447	13	2472
4	2427	9	2452		
5	2432	10	2457		
IEEE 802.11n HT40					
Channel	Frequency (MHz)	Channel	Frequency (MHz)	Channel	Frequency (MHz)
1	2422	4	2437	7	2452
2	2427	5	2442	8	2457
3	2432	6	2447	9	2462

2.7. Test Equipment

2.7.1. For conducted emission test

Equipment	Manufacturer	Model No.	Serial No.	Last Cal.	Next Cal.
EMI Test Receiver	Rohde & Schwarz	ESHS30	832354	June,28,15	1 Year
Artificial Mains Networ	Rohde & Schwarz	ENV216	101260	June,28,15	1 Year
Pulse Limiter	Rohde & Schwarz	ESH3-Z2	101100	June,28,15	1 Year

2.7.2. For radiated emission test(30-1000MHz)

Equipment	Manufacturer	Model No.	Serial No.	Last Cal.	Next Cal.
EMI Test Receiver	Rohde & Schwarz	ESVS10	100004	June,28,15	1 Year
Spectrum Analyzer	Agilent	E4411B	MY5014069 7	June,28,15	1 Year
Bilog Antenna	Teseq	CBL 6111D	27090	June,28,15	1 Year
Signal Amplifier	Agilent	310N	187037	June,28,15	1 Year

2.7.3. For radiated emission test(above 1GHz)

Equipment	Manufacturer	Model No.	Serial No.	Last Cal.	Next Cal.
Horn Antenna	SCHWARZB ECK	BBHA 9120 D	BBHA9120D1 002	June,28,15	1 Year
Signal Amplifier	SCHWARZB ECK	BBV9718	9718-212	June,28,15	1 Year
Spectrum Analyzer	Agilent	E4408B	MY44211139	June,28,15	1 Year
RF Cable	Hubersuhner	RG 214/U	513423	June,28,15	1 Year

3 POWER LINE CONDUCTED EMISSION TEST

3.1. Limit

Frequency	Maximum RF Line Voltage	
	Quasi-Peak Level dB(μ V)	Average Level dB(μ V)
150kHz ~ 500kHz	66 ~ 56*	56 ~ 46*
500kHz ~ 5MHz	56	46
5MHz ~ 30MHz	60	50

Notes: 1. * Decreasing linearly with logarithm of frequency.

2. The lower limit shall apply at the transition frequencies.

3.3 Test Procedure

The EUT was placed on a non-metallic table, 10cm above the ground plane. The EUT Power connected to the power mains through a line impedance stabilization network (L.I.S.N. 1#). This provides a 50 ohm coupling impedance for the EUT (Please refer the block diagram of the test setup and photographs). The AC line are checked to find out the maximum conducted emission. In order to find the maximum emission levels, the relative positions of equipment and all of the interface cables shall be changed according to ANSI C63.10: 2013 on Conducted Emission Test.

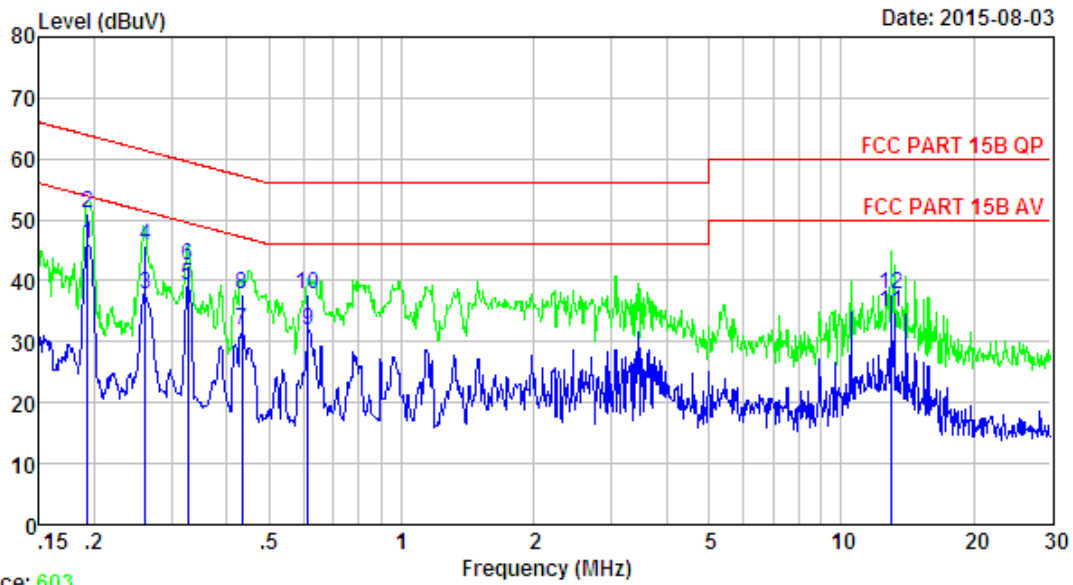
The bandwidth of test receiver (R & S ESHS30) is set at 10kHz.

The frequency range from 150kHz to 30MHz is checked.

3.4. Test Result

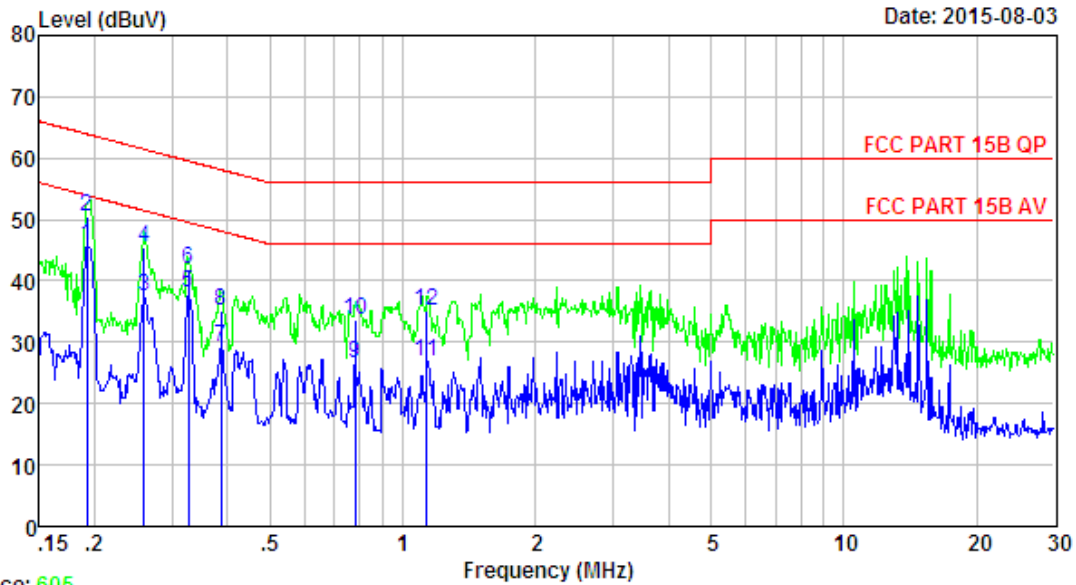
PASS. (All emissions not reported below are too low against the prescribed limits.)

3.5. Test data



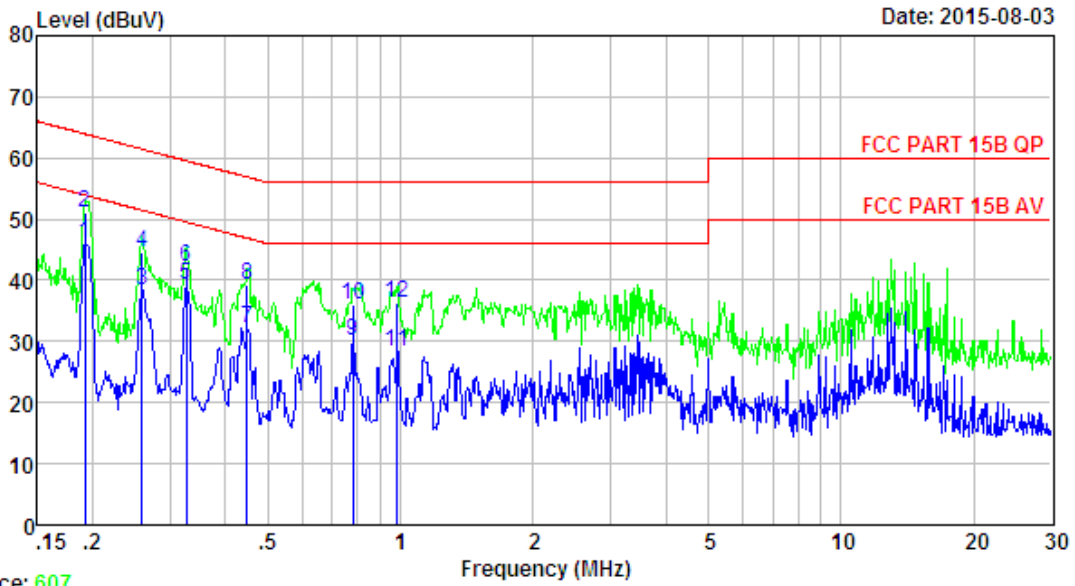
Trace: 603
 Site no : 844 Shield Room
 Env. / Ins. : Temp:23.6';Humi:56%;Press:101.52kPa LINE
 Limit : FCC PART 15B QP
 Engineer : Bible
 EUT : LED TV
 Power : AC 120V/60Hz
 M/N : WE75NC4210
 Test Mode : TX Mode

	Freq. (MHz)	LISN Factor (dB)	Cable Loss (dB)	Reading (dBuV)	Emission Level (dBuv)	Limits (dBuv)	Margin (dB)	Remark
1	0.19	9.61	9.80	26.70	46.11	53.89	7.78	Average
2	0.19	9.61	9.80	31.70	51.11	63.89	12.78	QP
3	0.26	9.61	9.82	18.47	37.90	51.38	13.48	Average
4	0.26	9.61	9.82	26.47	45.90	61.38	15.48	QP
5	0.33	9.61	9.83	19.95	39.39	49.53	10.14	Average
6	0.33	9.61	9.83	22.95	42.39	59.53	17.14	QP
7	0.43	9.61	9.81	12.33	31.75	47.20	15.45	Average
8	0.43	9.61	9.81	18.33	37.75	57.20	19.45	QP
9	0.61	9.60	9.82	12.42	31.84	46.00	14.16	Average
10	0.61	9.60	9.82	18.42	37.84	56.00	18.16	QP
11	12.99	9.67	9.92	15.11	34.70	50.00	15.30	Average
12	12.99	9.67	9.92	18.11	37.70	60.00	22.30	QP



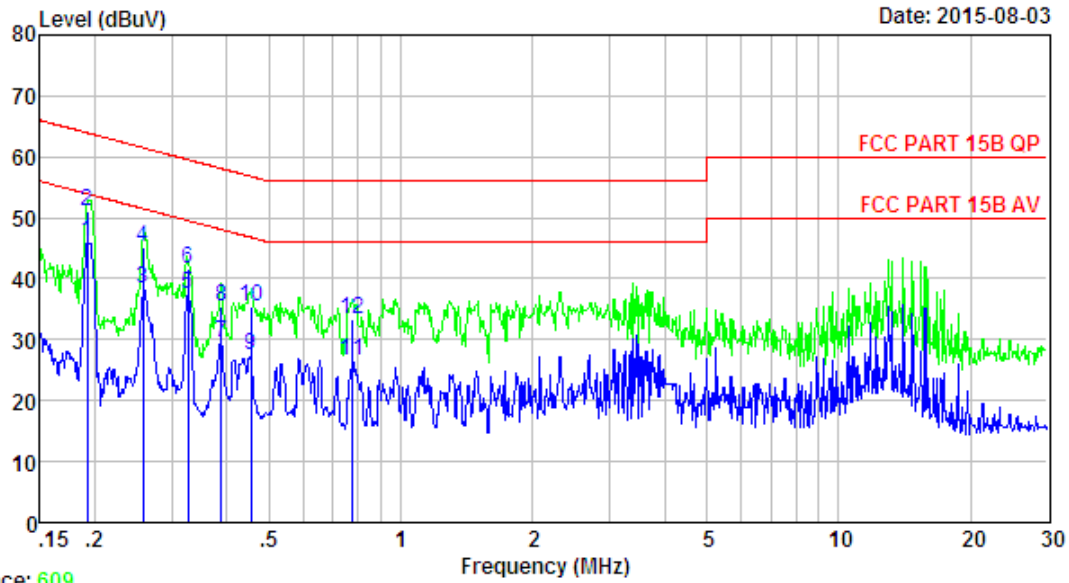
Trace: 605
 Site no : 844 Shield Room
 Env. / Ins. : Temp:23.6';Humi:56%;Press:101.52kPa NEUTRAL
 Limit : FCC PART 15B QP
 Engineer : Bible
 EUT : LED TV
 Power : AC 120V/60Hz
 M/N : WE75NC4210
 Test Mode : TX Mode

	Freq. (MHz)	LISN Factor (dB)	Cable Loss (dB)	Reading (dBUV)	Emission Level (dBUV)	Limits (dBUV)	Margin (dB)	Remark
1	0.19	9.58	9.80	26.24	45.62	53.93	8.31	Average
2	0.19	9.58	9.80	31.24	50.62	63.93	13.31	QP
3	0.26	9.60	9.82	18.15	37.57	51.47	13.90	Average
4	0.26	9.60	9.82	26.15	45.57	61.47	15.90	QP
5	0.33	9.59	9.83	18.53	37.95	49.53	11.58	Average
6	0.33	9.59	9.83	22.53	41.95	59.53	17.58	QP
7	0.39	9.59	9.82	9.79	29.20	48.12	18.92	Average
8	0.39	9.59	9.82	15.79	35.20	58.12	22.92	QP
9	0.78	9.62	9.81	7.27	26.70	46.00	19.30	Average
10	0.78	9.62	9.81	14.27	33.70	56.00	22.30	QP
11	1.14	9.61	9.81	7.58	27.00	46.00	19.00	Average
12	1.14	9.61	9.81	15.58	35.00	56.00	21.00	QP



Trace: 607
 Site no : 844 Shield Room
 Env. / Ins. : Temp:23.6';Humi:56%;Press:101.52kPa LINE
 Limit : FCC PART 15B QP
 Engineer : Bible
 EUT : LED TV
 Power : AC 240V/60Hz
 M/N : WE75NC4210
 Test Mode : TX Mode

	Freq. (MHz)	LISN Factor (dB)	Cable Loss (dB)	Reading (dBUV)	Emission Level (dBUV)	Limits (dBUV)	Margin (dB)	Remark
1	0.19	9.61	9.80	26.76	46.17	53.93	7.76	Average
2	0.19	9.61	9.80	31.76	51.17	63.93	12.76	QP
3	0.26	9.61	9.82	19.00	38.43	51.47	13.04	Average
4	0.26	9.61	9.82	25.00	44.43	61.47	17.04	QP
5	0.33	9.61	9.83	19.72	39.16	49.53	10.37	Average
6	0.33	9.61	9.83	22.72	42.16	59.53	17.37	QP
7	0.45	9.61	9.81	12.72	32.14	46.89	14.75	Average
8	0.45	9.61	9.81	19.72	39.14	56.89	17.75	QP
9	0.78	9.60	9.81	10.62	30.03	46.00	15.97	Average
10	0.78	9.60	9.81	16.62	36.03	56.00	19.97	QP
11	0.98	9.64	9.83	8.75	28.22	46.00	17.78	Average
12	0.98	9.64	9.83	16.75	36.22	56.00	19.78	QP



Trace: 609
 Site no : 844 Shield Room
 Env. / Ins. : Temp:23.6';Humi:56%;Press:101.52kPa NEUTRAL
 Limit : FCC PART 15B QP
 Engineer : Bible
 EUT : LED TV
 Power : AC 240V/60Hz
 M/N : WE75NC4210
 Test Mode : TX Mode

	Freq. (MHz)	LISN Factor (dB)	Cable Loss (dB)	Reading (dBuV)	Emission Level (dBuV)	Limits (dBuV)	Margin (dB)	Remark
1	0.19	9.58	9.80	26.81	46.19	53.93	7.74	Average
2	0.19	9.58	9.80	31.81	51.19	63.93	12.74	QP
3	0.26	9.60	9.82	18.84	38.26	51.51	13.25	Average
4	0.26	9.60	9.82	25.84	45.26	61.51	16.25	QP
5	0.33	9.59	9.83	18.07	37.49	49.53	12.04	Average
6	0.33	9.59	9.83	22.07	41.49	59.53	18.04	QP
7	0.39	9.59	9.82	9.99	29.40	48.08	18.68	Average
8	0.39	9.59	9.82	15.99	35.40	58.08	22.68	QP
9	0.45	9.59	9.81	7.92	27.32	46.80	19.48	Average
10	0.45	9.59	9.81	15.92	35.32	56.80	21.48	QP
11	0.78	9.62	9.81	7.00	26.43	46.00	19.57	Average
12	0.78	9.62	9.81	14.00	33.43	56.00	22.57	QP

4 RADIATED EMISSION TEST

4.1 Limit

4.1.1 15.209 limits

FREQUENCY MHz	DISTANCE Meters	FIELD STRENGTHS LIMIT	
		μV/m	dB(μV)/m
30 ~ 88	3	100	40.0
88 ~ 216	3	150	43.5
216 ~ 960	3	200	46.0
960 ~ 1000	3	500	54.0
Above 1000	3	74.0 dB(μV)/m (Peak) 54.0 dB(μV)/m (Average)	

- Remark : (1) Emission level dBμV = 20 log Emission level μV/m
 (2) The smaller limit shall apply at the cross point between two frequency bands.
 (3) Distance is the distance in meters between the measuring instrument, antenna and the closest point of any part of the device or system.

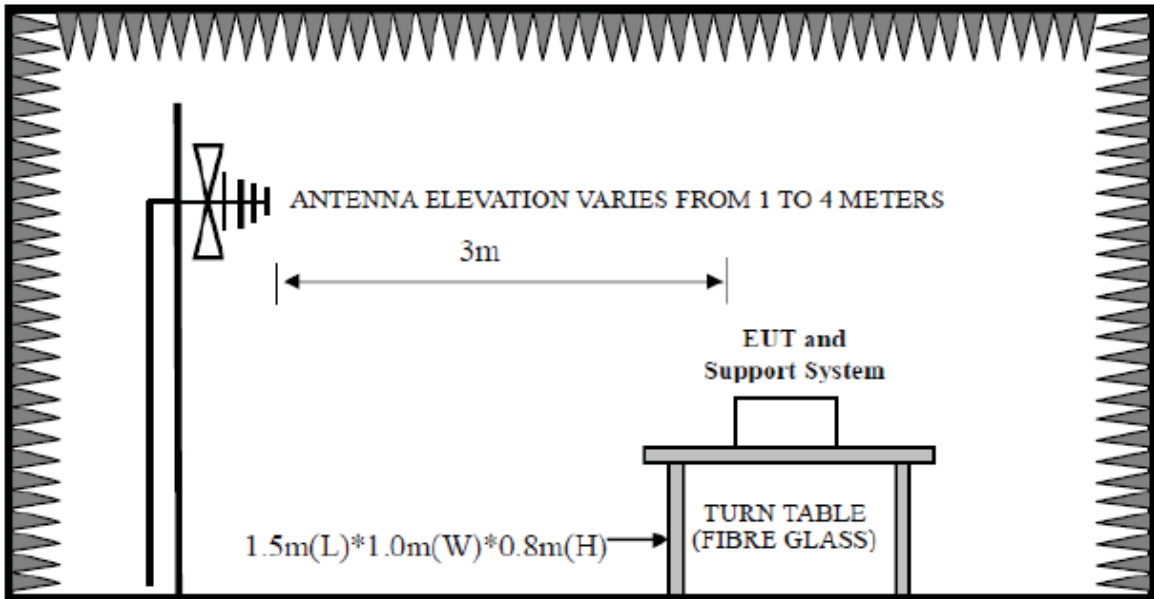
4.1.2 15.205 Restricted bands of operation

MHz	MHz	MHz	GHz
0.090 - 0.110	16.42 - 16.423	399.9 - 410	4.5 - 5.15
¹ 0.495 - 0.505	16.69475 - 16.69525	608 - 614	5.35 - 5.46
2.1735 - 2.1905	16.80425 - 16.80475	960 - 1240	7.25 - 7.75
4.125 - 4.128	25.5 - 25.67	1300 - 1427	8.025 - 8.5
4.17725 - 4.17775	37.5 - 38.25	1435 - 1626.5	9.0 - 9.2
4.20725 - 4.20775	73 - 74.6	1645.5 - 1646.5	9.3 - 9.5
6.215 - 6.218	74.8 - 75.2	1660 - 1710	10.6 - 12.7
6.26775 - 6.26825	108 - 121.94	1718.8 - 1722.2	13.25 - 13.4
6.31175 - 6.31225	123 - 138	2200 - 2300	14.47 - 14.5
8.291 - 8.294	149.9 - 150.05	2310 - 2390	15.35 - 16.2
8.362 - 8.366	156.52475 - 156.52525	2483.5 - 2500	17.7 - 21.4
8.37625 - 8.38675	156.7 - 156.9	2690 - 2900	22.01 - 23.12
8.41425 - 8.41475	162.0125 - 167.17	3260 - 3267	23.6 - 24.0
12.29 - 12.293	167.72 - 173.2	3332 - 3339	31.2 - 31.8
12.51975 - 12.52025	240 - 285	3345.8 - 3358	36.43 - 36.5
12.57675 - 12.57725	322 - 335.4	3600 - 4400	(²)

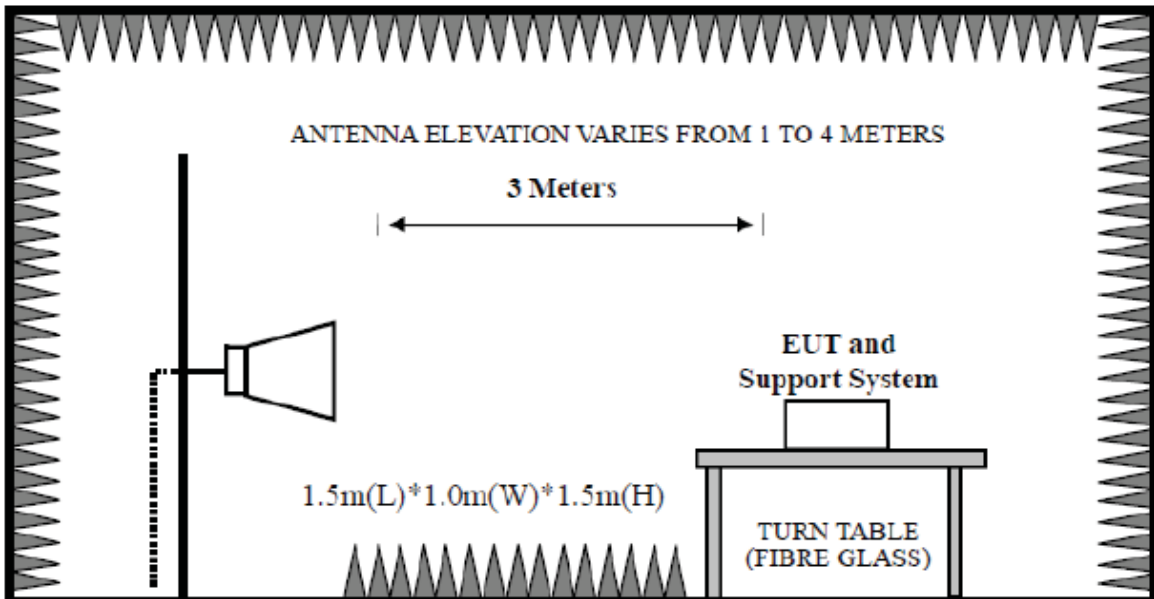
All the emissions appearing within 15.205 restricted frequency bands shall not exceed the limits shown in 15.209, all the other emissions shall be at least 20dB below the fundamental emissions, or comply with 15.209 limits.

4.2. Block Diagram of Test setup

30~1000MHz



Above 1GHz



4.3. Test Procedure

EUT and its simulators are placed on a turn table, which is 1.5 meter high above ground. The turn table can rotate 360 degrees to determine the position of the maximum emission level. Power on the EUT and let it working in test mode, then test it. EUT is set 3 meters away from the receiving antenna, which is mounted on a antenna tower. The antenna can be moved up and down between 1 meter and 4 meters to find out the maximum emission level. Broadband antenna (calibrated bilog antenna) is used as receiving antenna. Both horizontal and vertical polarization of the antenna are set on test.

The bandwidth of the EMI test receiver is set at 120kHz for frequency range from 30MHz to 1000 MHz.

The bandwidth of the Spectrum's VBW is set at 3MHz and RBW is set at 1MHz for peak emissions measurement above 1GHz and 1MHz RBW, 10Hz VBW for average emissions measure above 1GHz

PEAK detector, 1MHz/1MHz for PAEK measurement,
PEAK detector, 1MHz/10Hz for Average measurement

The frequency range from 30MHz to 10th harmonic (25GHz) are checked.

4.4. Test Result

PASS.

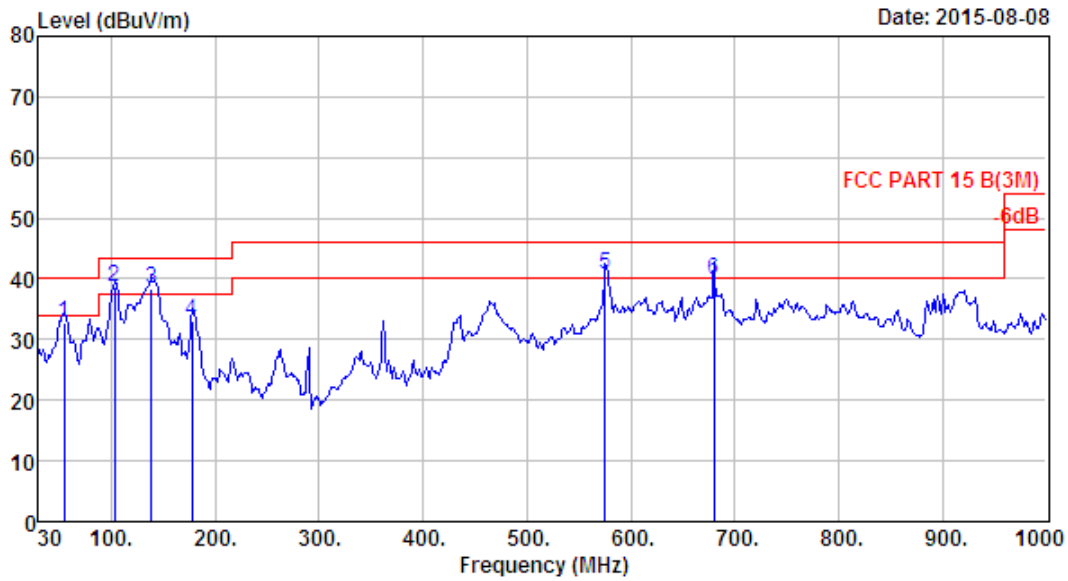
All the emissions from 30MHz to 25 GHz were comply with 15.209 limits.

Note: 1、 For emissions above 1GHz, if peak level comply with average limit, then the average level is deemed to comply with average limit.

2、 The frequency 2412MHz 、 2422MHz、 2442MHz、 2462MHz and 2472 MHz is fundamental frequency which no limit, the limit on plots is automatically generated by the software, it's not fundamental limit, we can't remove it.

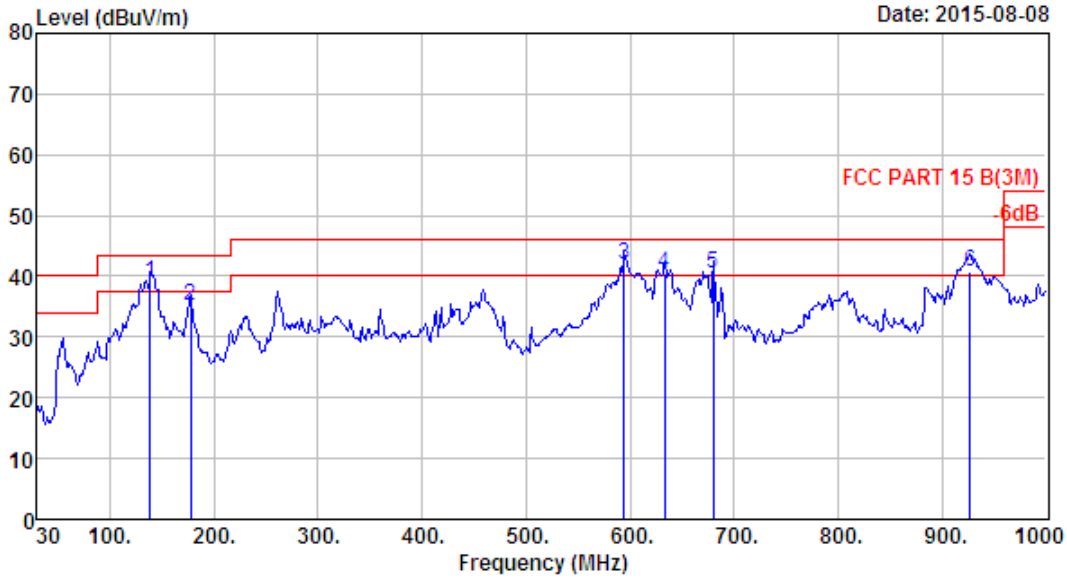
4.5. Test Data

30-1000 MHz



Site no. : 966 1# chamber Data no. : 757
 Dis. / Ant. : 3m 27137 Ant. pol. : VERTICAL
 Limit : FCC PART 15 B(3M)
 Env. / Ins. : Temp:23.6';Humi:56%;Press:101.52kPa
 Engineer : Tony
 EUT : LED TV
 Power : AC 120V/60Hz
 M/N : WE75NC4210
 Test Mode : IEEE 802.11b CH1 2412TX
 Antenna a

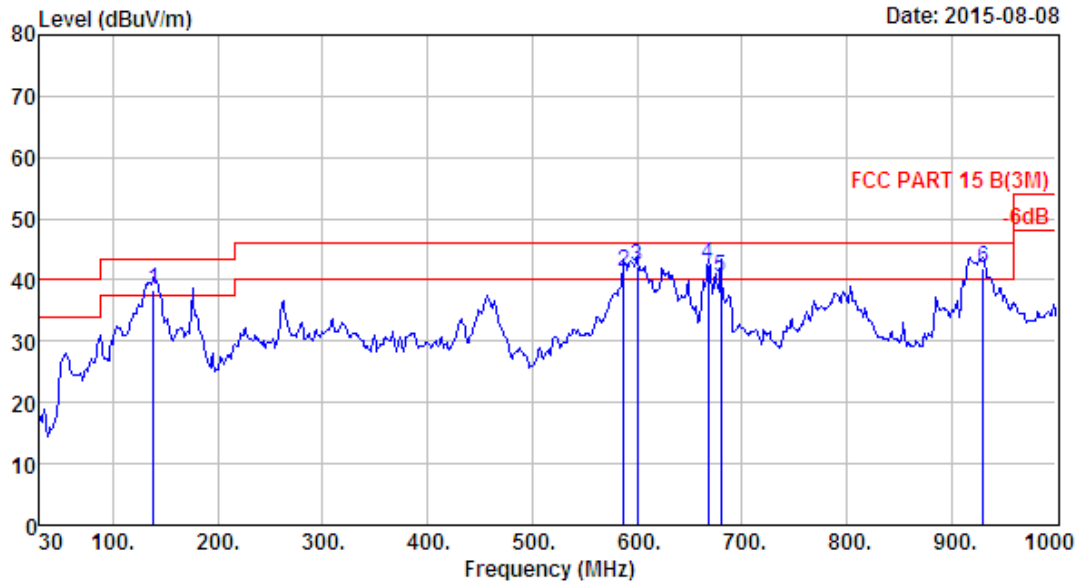
	Freq. (MHz)	ANT Factor (dB/m)	Cable Loss (dB)	Reading (dBuV)	Emission Level (dBuV/m)	Limit (dBuV/m)	Margin (dB)	Remark
1	54.25	5.82	0.93	25.92	32.67	40.00	7.33	QP
2	102.75	9.75	1.35	27.50	38.60	43.50	4.90	QP
3	138.64	11.42	1.54	25.54	38.50	43.50	5.00	QP
4	177.44	8.97	1.67	22.49	33.13	43.50	10.37	QP
5	575.14	19.55	3.40	17.66	40.61	46.00	5.39	QP
6	679.90	20.29	3.66	15.83	39.78	46.00	6.22	QP



Site no. : 966 1# chamber Data no. : 758
 Dis. / Ant. : 3m 27137 Ant. pol. : HORIZONTAL
 Limit : FCC PART 15 B(3M)
 Env. / Ins. : Temp:23.6';Humi:56%;Press:101.52kPa
 Engineer : Tony
 EUI : LED TV
 Power : AC 120V/60Hz
 M/N : WE75NC4210
 Test Mode : IEEE 802.11b CH1 2412TX
 Antenna a

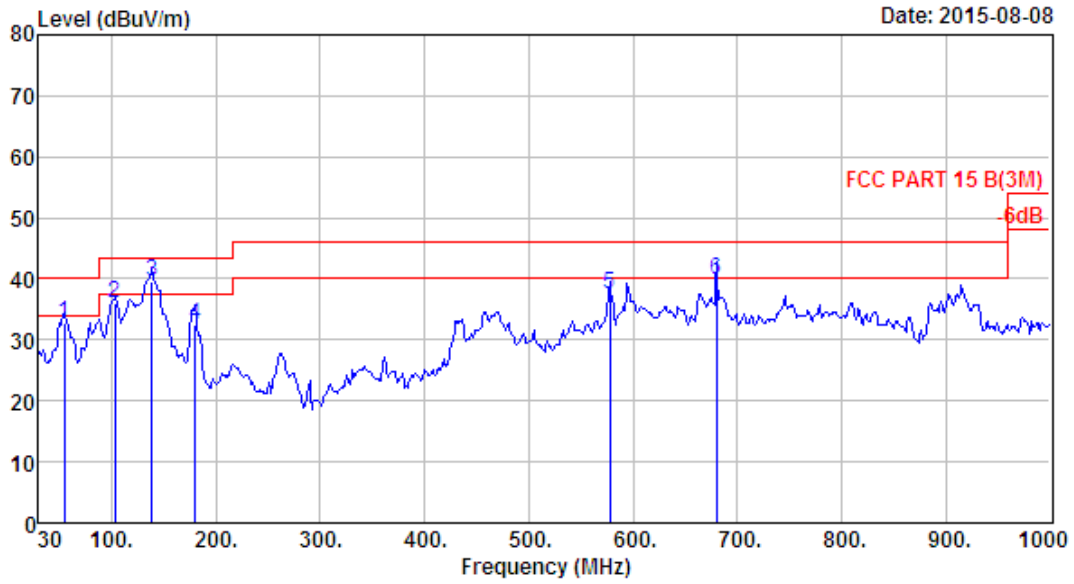
	Freq. (MHz)	ANT Factor (dB/m)	Cable Loss (dB)	Reading (dBuV)	Emission Level (dBuV/m)	Limit (dBuV/m)	Margin (dB)	Remark
1	138.64	11.42	1.54	25.90	38.86	43.50	4.64	QP
2	177.44	8.97	1.67	24.34	34.98	43.50	8.52	QP
3	594.54	19.51	3.33	19.20	42.04	46.00	3.96	QP
4	633.34	20.12	3.52	16.88	40.52	46.00	5.48	QP
5	679.90	20.29	3.66	16.60	40.55	46.00	5.45	QP
6	927.25	24.27	4.50	12.02	40.79	46.00	5.21	QP

Date: 2015-08-08



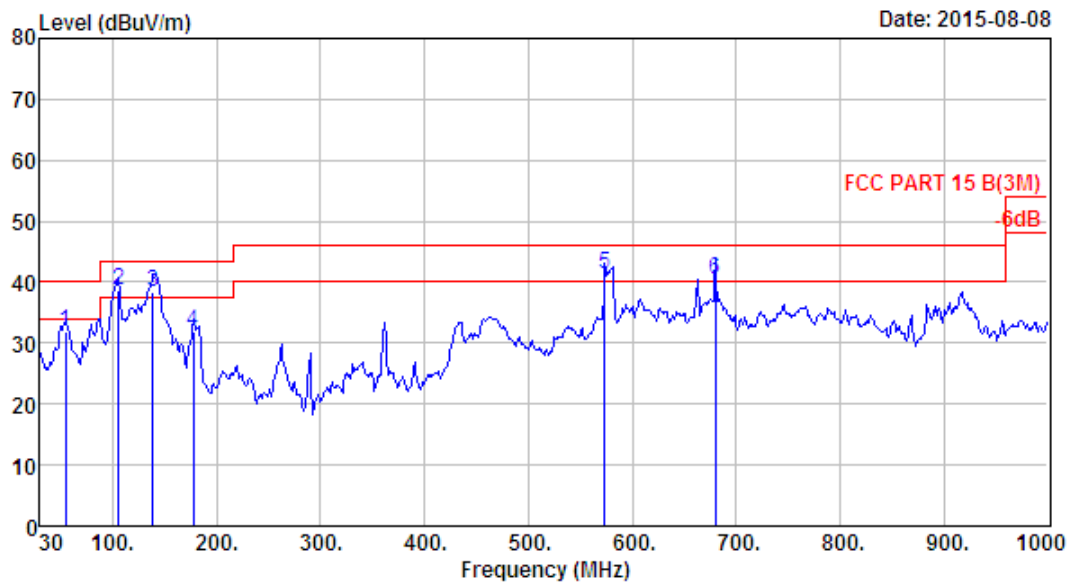
Site no. : 966 1# chamber Data no. : 759
 Dis. / Ant. : 3m 27137 Ant. pol. : HORIZONTAL
 Limit : FCC PART 15 B(3M)
 Env. / Ins. : Temp:23.6%;Humi:56%;Press:101.52kPa
 Engineer : Tony
 EUT : LED TV
 Power : AC 120V/60Hz
 M/N : WE75NC4210
 Test Mode : IEEE 802.11b CH7 2442TX
 Antenna a

	Freq. (MHz)	ANT Factor (dB/m)	Cable Loss (dB)	Reading (dBuV)	Emission Level (dBuV/m)	Limit (dBuV/m)	Margin (dB)	Remark
1	138.64	11.42	1.54	25.55	38.51	43.50	4.99	QP
2	587.75	19.44	3.40	18.57	41.41	46.00	4.59	QP
3	600.36	19.60	3.44	19.07	42.11	46.00	3.89	QP
4	668.26	20.19	3.65	18.53	42.37	46.00	3.63	QP
5	679.90	20.29	3.66	16.55	40.50	46.00	5.50	QP
6	930.16	24.41	4.50	12.90	41.81	46.00	4.19	QP



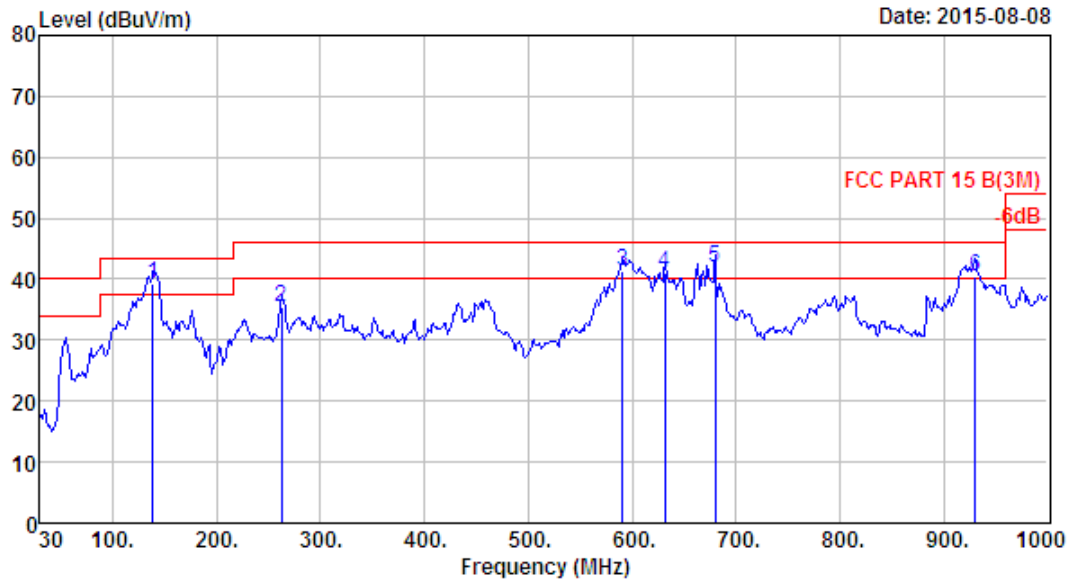
Site no. : 966 1# chamber Data no. : 760
 Dis. / Ant. : 3m 27137 Ant. pol. : VERTICAL
 Limit : FCC PART 15 B(3M)
 Env. / Ins. : Temp:23.6°;Humi:56%;Press:101.52kPa
 Engineer : Tony
 EUT : LED TV
 Power : AC 120V/60Hz
 M/N : WE75NC4210
 Test Mode : IEEE 802.11b CH7 2442TX
 Antenna a

	Freq. (MHz)	ANT Factor (dB/m)	Cable Loss (dB)	Reading (dBUV)	Emission Level (dBUV/m)	Limit (dBUV/m)	Margin (dB)	Remark
1	54.25	5.82	0.93	25.90	32.65	40.00	7.35	QP
2	102.75	9.75	1.35	24.82	35.92	43.50	7.58	QP
3	138.64	11.42	1.54	26.65	39.61	43.50	3.89	QP
4	180.35	8.95	1.70	21.96	32.61	43.50	10.89	QP
5	578.05	19.52	3.32	14.58	37.42	46.00	8.58	QP
6	679.90	20.29	3.66	15.90	39.85	46.00	6.15	QP



Site no. : 966 1# chamber Data no. : 761
 Dis. / Ant. : 3m 27137 Ant. pol. : VERTICAL
 Limit : FCC PART 15 B(3M)
 Env. / Ins. : Temp:23.6';Humi:56%;Press:101.52kPa
 Engineer : Tony
 EUT : LED TV
 Power : AC 120V/60Hz
 M/N : WE75NC4210
 Test Mode : IEEE 802.11b CH13 2472TX
 Antenna a

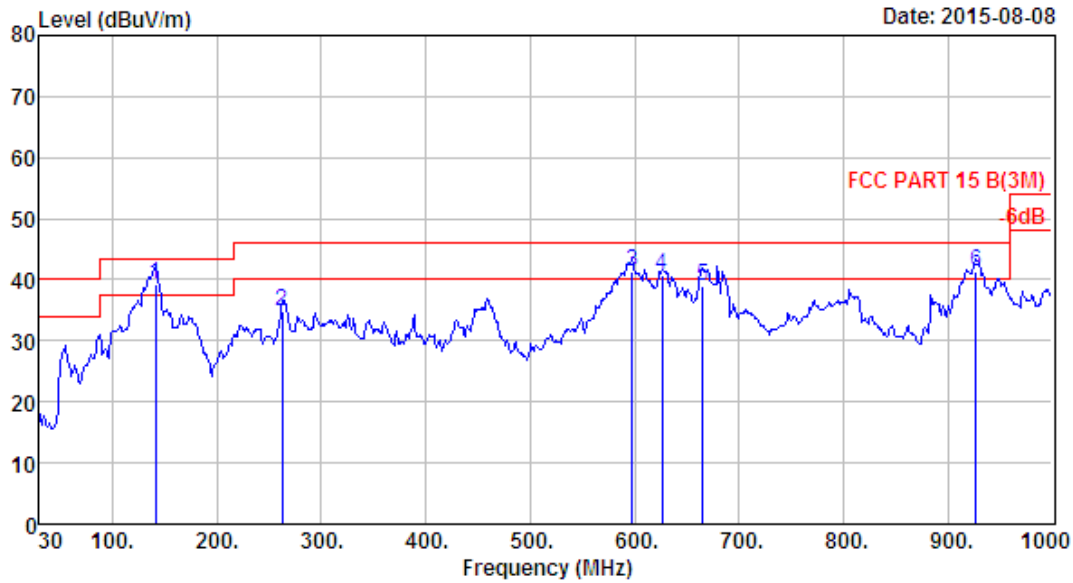
	Freq. (MHz)	ANT Factor (dB/m)	Cable Loss (dB)	Reading (dBUV)	Emission Level (dBUV/m)	Limit (dBUV/m)	Margin (dB)	Remark
1	54.25	5.82	0.93	25.07	31.82	40.00	8.18	QP
2	105.66	10.05	1.41	27.14	38.60	43.50	4.90	QP
3	138.64	11.42	1.54	25.38	38.34	43.50	5.16	QP
4	177.44	8.97	1.67	21.18	31.82	43.50	11.68	QP
5	573.20	19.58	3.35	18.30	41.23	46.00	4.77	QP
6	679.90	20.29	3.66	16.63	40.58	46.00	5.42	QP



```

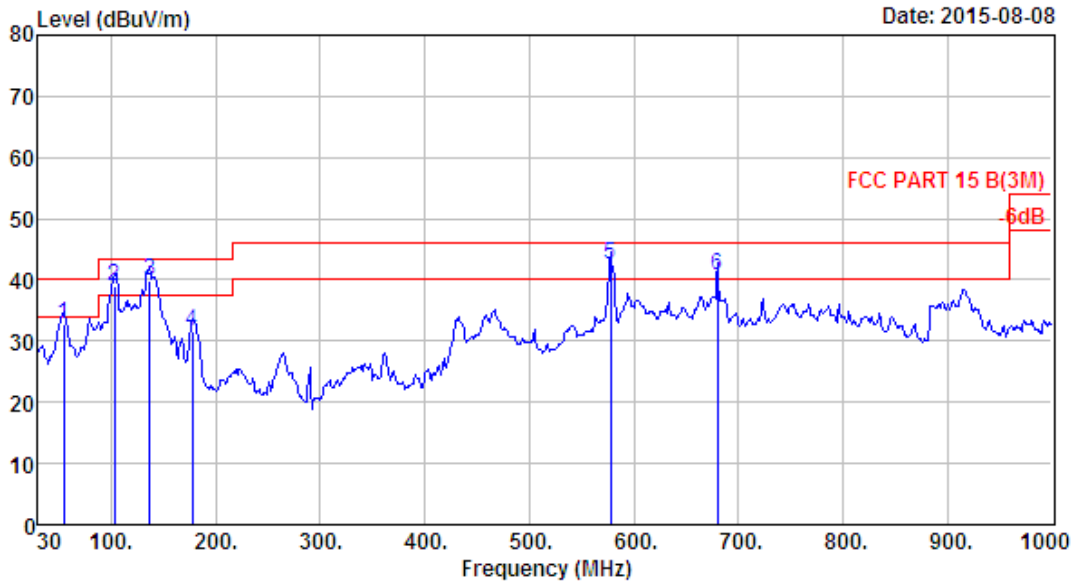
Site no.       : 966 1# chamber           Data no.  : 762
Dis. / Ant.   : 3m 27137                 Ant. pol. : HORIZONTAL
Limit         : FCC PART 15 B(3M)
Env. / Ins.   : Temp:23.6';Humi:56%;Press:101.52kPa
Engineer      : Tony
EUT           : LED TV
Power         : AC 120V/60Hz
M/N           : WE75NC4210
Test Mode     : IEEE 802.11b CH13 2472TX
                Antenna a
    
```

	ANT	Cable	Emission		Limit	Margin	Remark	
Freq. (MHz)	Factor (dB/m)	Loss (dB)	Reading (dBuV)	Level (dBuV/m)	(dBuV/m)	(dB)		
1	138.64	11.42	1.54	26.31	39.27	43.50	4.23	QP
2	262.80	12.95	2.22	20.23	35.40	46.00	10.60	QP
3	590.66	19.45	3.37	18.53	41.35	46.00	4.65	QP
4	631.40	20.15	3.49	17.30	40.94	46.00	5.06	QP
5	679.90	20.29	3.66	17.93	41.88	46.00	4.12	QP
6	930.16	24.41	4.50	11.52	40.43	46.00	5.57	QP



Site no. : 966 1# chamber Data no. : 763
 Dis. / Ant. : 3m 27137 Ant. pol. : HORIZONTAL
 Limit : FCC PART 15 B(3M)
 Env. / Ins. : Temp:23.6°;Humi:56%;Press:101.52kPa
 Engineer : Tony
 EUT : LED TV
 Power : AC 120V/60Hz
 M/N : WE75NC4210
 Test Mode : IEEE 802.11g CH1 2412TX
 Antenna a

	Freq. (MHz)	ANT Factor (dB/m)	Cable Loss (dB)	Reading (dBuV)	Emission Level (dBuV/m)	Limit (dBuV/m)	Margin (dB)	Remark
1	141.55	11.36	1.51	26.45	39.32	43.50	4.18	QP
2	262.80	12.95	2.22	19.58	34.75	46.00	11.25	QP
3	597.45	19.55	3.39	18.39	41.33	46.00	4.67	QP
4	626.55	20.12	3.48	17.12	40.72	46.00	5.28	QP
5	665.35	20.15	3.63	15.15	38.93	46.00	7.07	QP
6	927.25	24.27	4.50	12.64	41.41	46.00	4.59	QP



Site no. : 966 1# chamber
 Dis. / Ant. : 3m 27137
 Limit : FCC PART 15 B(3M)
 Env. / Ins. : Temp:23.6';Humi:56%;Press:101.52kPa
 Engineer : Tony
 EUT : LED TV
 Power : AC 120V/60Hz
 M/N : WE75NC4210
 Test Mode : IEEE 802.11g CH1 2412TX
 Antenna a

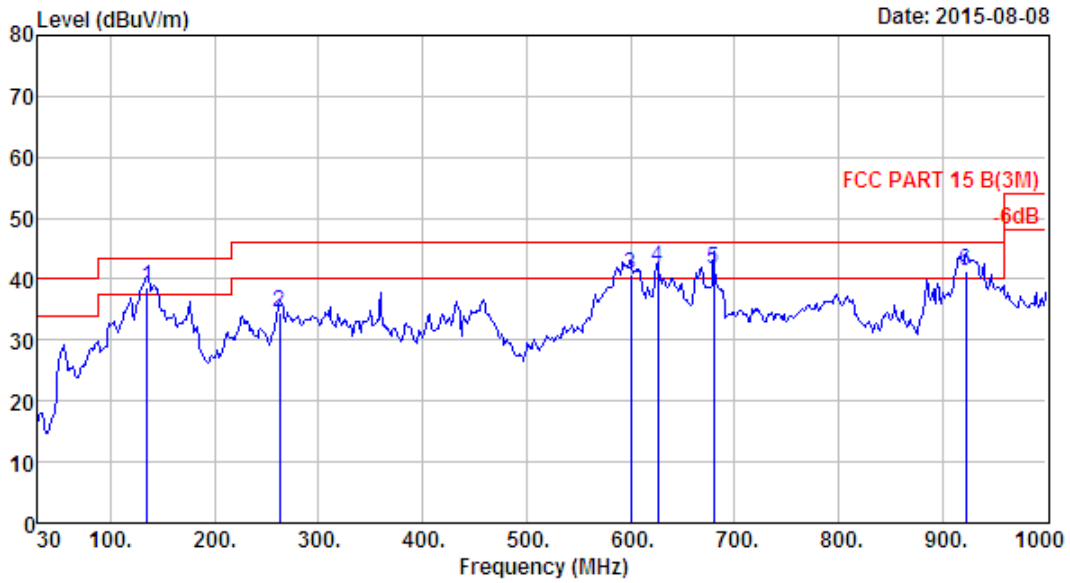
Date: 2015-08-08

	Freq. (MHz)	ANT Factor (dB/m)	Cable Loss (dB)	Reading (dBuV)	Emission Level (dBuV/m)	Limit (dBuV/m)	Margin (dB)	Remark
1	54.25	5.82	0.93	26.02	32.77	40.00	7.23	QP
2	102.75	9.75	1.35	27.86	38.96	43.50	4.54	QP
3	136.70	11.39	1.57	27.00	39.96	43.50	3.54	QP
4	177.44	8.97	1.67	21.00	31.64	43.50	11.86	QP
5	578.05	19.52	3.32	19.71	42.55	46.00	3.45	QP
6	679.90	20.29	3.66	16.90	40.85	46.00	5.15	QP



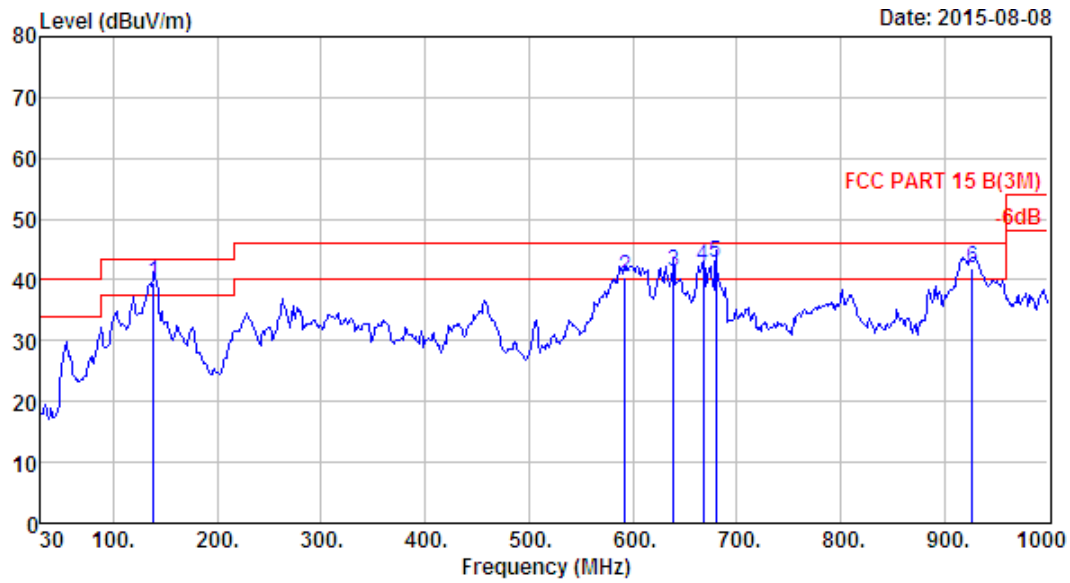
Site no. : 966 1# chamber Data no. : 765
 Dis. / Ant. : 3m 27137 Ant. pol. : VERTICAL
 Limit : FCC PART 15 B(3M)
 Env. / Ins. : Temp:23.6';Humi:56%;Press:101.52kPa
 Engineer : Tony
 EUT : LED TV
 Power : AC 120V/60Hz
 M/N : WE75NC4210
 Test Mode : IEEE 802.11g CH7 2442TX
 Antenna a

	Freq. (MHz)	ANT Factor (dB/m)	Cable Loss (dB)	Reading (dBuV)	Emission Level (dBuV/m)	Limit (dBuV/m)	Margin (dB)	Remark
1	54.25	5.82	0.93	26.04	32.79	40.00	7.21	QP
2	102.75	9.75	1.35	28.29	39.39	43.50	4.11	QP
3	141.55	11.36	1.51	27.78	40.65	43.50	2.85	QP
4	183.26	8.67	1.69	21.08	31.44	43.50	12.06	QP
5	575.14	19.55	3.40	16.97	39.92	46.00	6.08	QP
6	679.90	20.29	3.66	14.80	38.75	46.00	7.25	QP



Site no. : 966 1# chamber Data no. : 766
 Dis. / Ant. : 3m 27137 Ant. pol. : HORIZONTAL
 Limit : FCC PART 15 B(3M)
 Env. / Ins. : Temp:23.6';Humi:56%;Press:101.52kPa
 Engineer : Tony
 EUT : LED TV
 Power : AC 120V/60Hz
 M/N : WE75NC4210
 Test Mode : IEEE 802.11g CH7 2442TX
 Antenna a

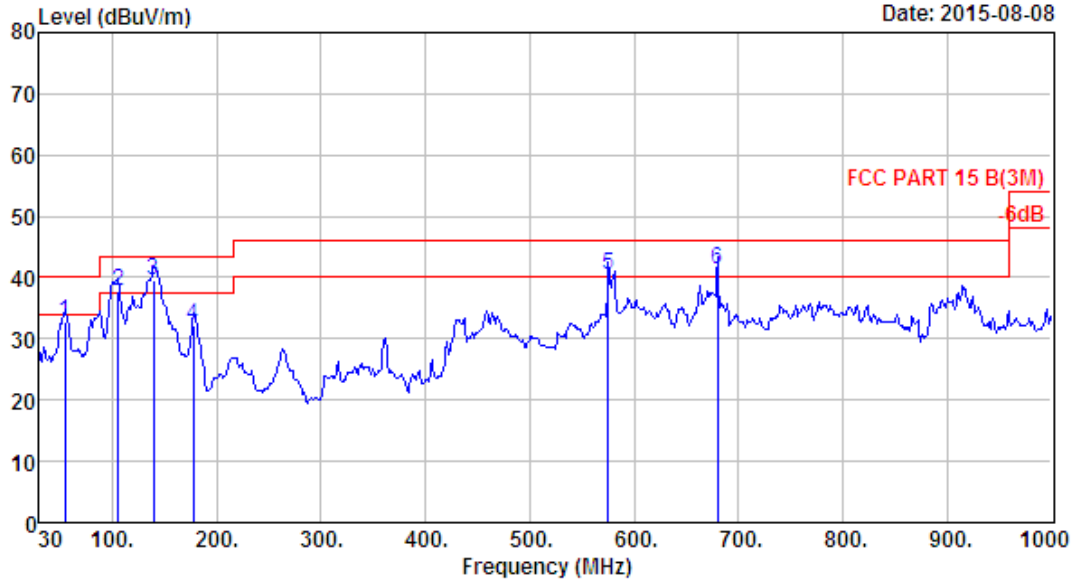
	Freq. (MHz)	ANT Factor (dB/m)	Cable Loss (dB)	Reading (dBuV)	Emission Level (dBuV/m)	Limit (dBuV/m)	Margin (dB)	Remark
1	134.76	11.37	1.57	25.59	38.53	43.50	4.97	QP
2	262.80	12.95	2.22	19.35	34.52	46.00	11.48	QP
3	600.36	19.60	3.44	17.78	40.82	46.00	5.18	QP
4	626.55	20.12	3.48	18.29	41.89	46.00	4.11	QP
5	679.90	20.29	3.66	17.54	41.49	46.00	4.51	QP
6	922.40	24.04	4.44	12.90	41.38	46.00	4.62	QP



Site no. : 966 1# chamber Data no. : 767
 Dis. / Ant. : 3m 27137 Ant. pol. : HORIZONTAL
 Limit : FCC PART 15 B(3M)
 Env. / Ins. : Temp:23.6';Humi:56%;Press:101.52kPa
 Engineer : Tony
 EUT : LED TV
 Power : AC 120V/60Hz
 M/N : WE75NC4210
 Test Mode : IEEE 802.11g CH13 2472TX
 Antenna a

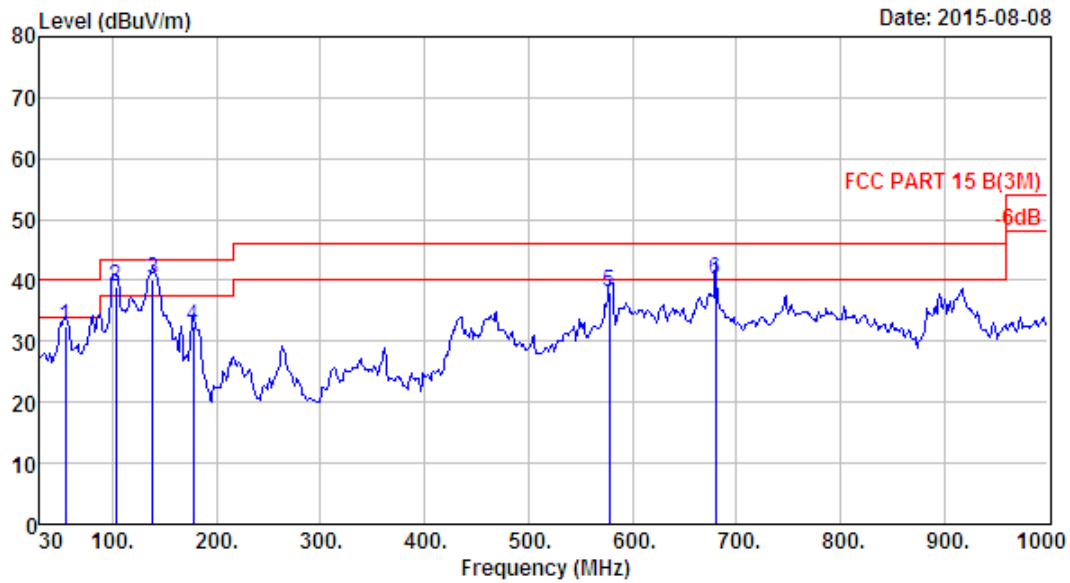
	Freq. (MHz)	ANT Factor (dB/m)	Cable Loss (dB)	Reading (dBuV)	Emission Level (dBuV/m)	Limit (dBuV/m)	Margin (dB)	Remark
1	138.64	11.42	1.54	26.50	39.46	43.50	4.04	QP
2	592.60	19.48	3.36	17.49	40.33	46.00	5.67	QP
3	639.16	20.03	3.56	17.67	41.26	46.00	4.74	QP
4	668.26	20.19	3.65	18.30	42.14	46.00	3.86	QP
5	679.90	20.29	3.66	18.78	42.73	46.00	3.27	QP
6	927.25	24.27	4.50	13.03	41.80	46.00	4.20	QP

Date: 2015-08-08



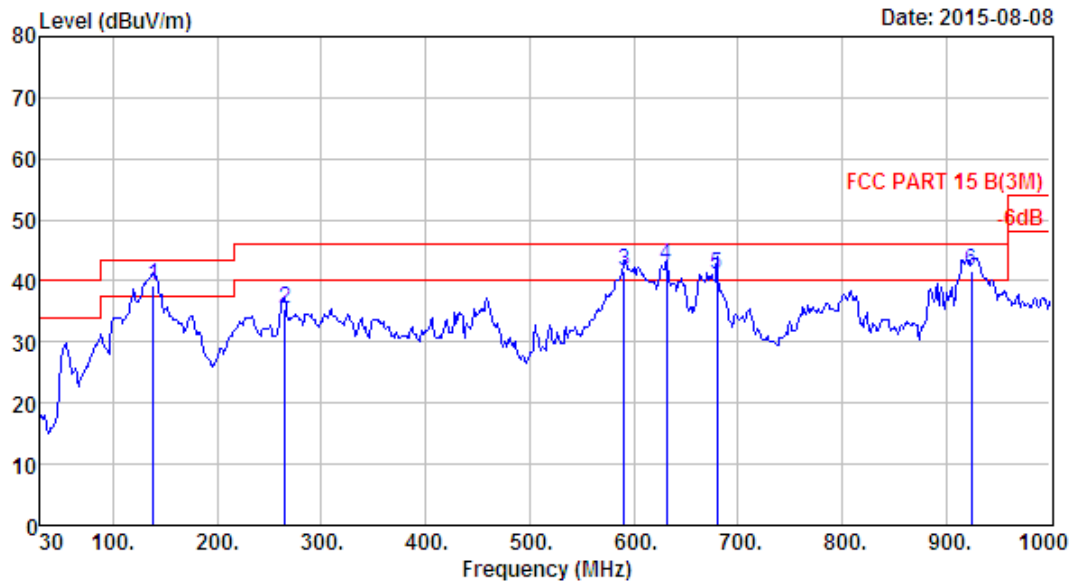
Site no. : 966 1# chamber Data no. : 768
 Dis. / Ant. : 3m 27137 Ant. pol. : VERTICAL
 Limit : FCC PART 15 B(3M)
 Env. / Ins. : Temp:23.6°;Humi:56%;Press:101.52kPa
 Engineer : Tony
 EUT : LED TV
 Power : AC 120V/60Hz
 M/N : WE75NC4210
 Test Mode : IEEE 802.11g CH13 2472TX
 Antenna a

	Freq. (MHz)	ANT Factor (dB/m)	Cable Loss (dB)	Reading (dBuV)	Emission Level (dBuV/m)	Limit (dBuV/m)	Margin (dB)	Remark
1	54.25	5.82	0.93	26.13	32.88	40.00	7.12	QP
2	105.66	10.05	1.41	26.39	37.85	43.50	5.65	QP
3	139.61	11.43	1.51	26.60	39.54	43.50	3.96	QP
4	177.44	8.97	1.67	21.58	32.22	43.50	11.28	QP
5	575.14	19.55	3.40	17.55	40.50	46.00	5.50	QP
6	679.90	20.29	3.66	17.40	41.35	46.00	4.65	QP



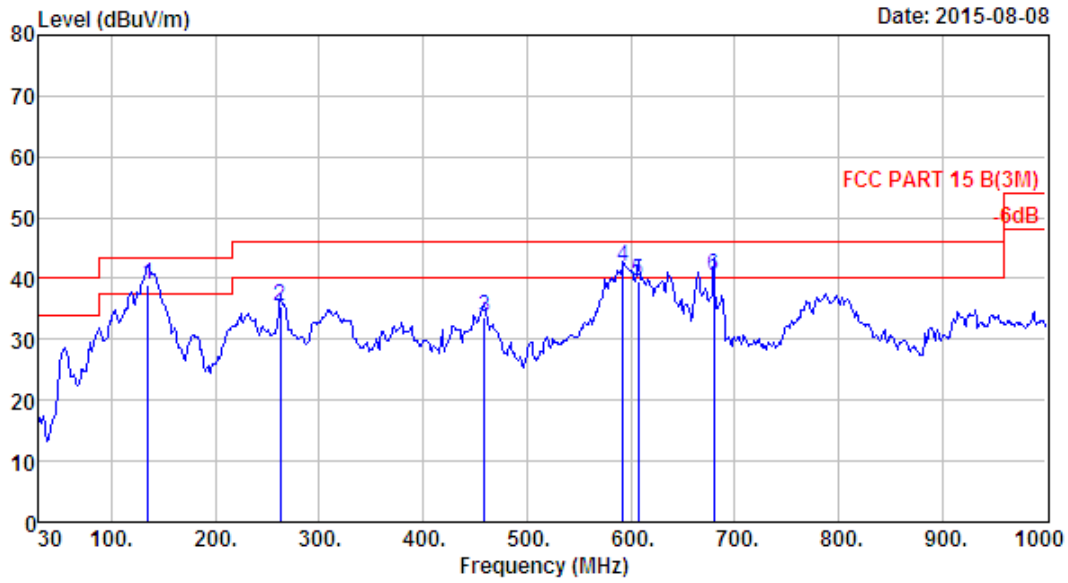
Site no. : 966 1# chamber Data no. : 769
 Dis. / Ant. : 3m 27137 Ant. pol. : VERTICAL
 Limit : FCC PART 15 B(3M)
 Env. / Ins. : Temp:23.6';Humi:56%;Press:101.52kPa
 Engineer : Tony
 EUT : LED TV
 Power : AC 120V/60Hz
 M/N : WE75NC4210
 Test Mode : IEEE 802.11n HT20 CH1 2412TX
 Antenna a

	Freq. (MHz)	ANT Factor (dB/m)	Cable Loss (dB)	Reading (dBuV)	Emission Level (dBuV/m)	Limit (dBuV/m)	Margin (dB)	Remark
1	54.25	5.82	0.93	25.61	32.36	40.00	7.64	QP
2	102.75	9.75	1.35	27.91	39.01	43.50	4.49	QP
3	138.64	11.42	1.54	27.27	40.23	43.50	3.27	QP
4	177.44	8.97	1.67	21.83	32.47	43.50	11.03	QP
5	578.05	19.52	3.32	15.25	38.09	46.00	7.91	QP
6	679.90	20.29	3.66	16.15	40.10	46.00	5.90	QP



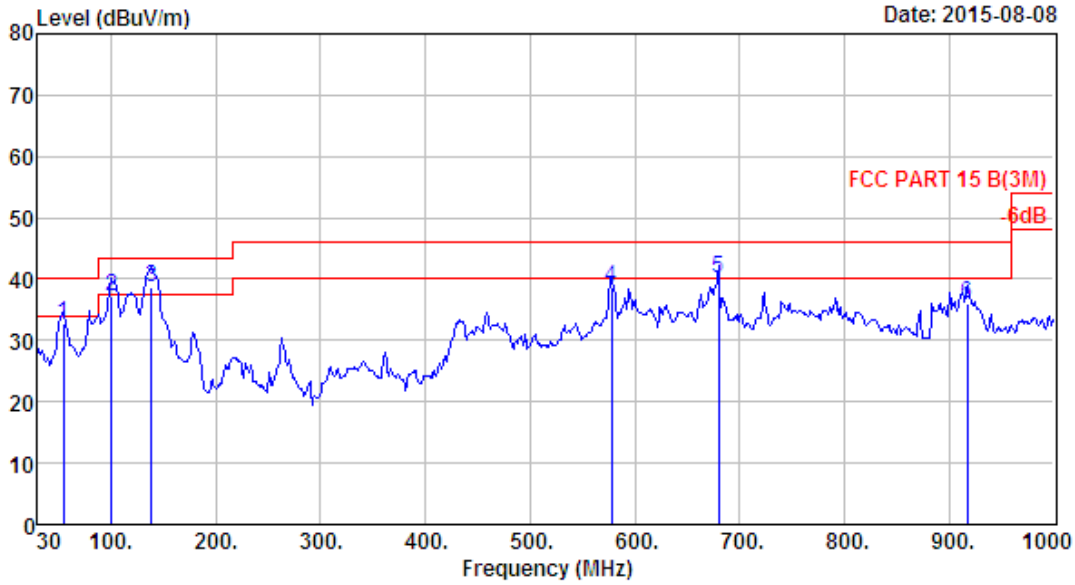
Site no. : 966 1# chamber Data no. : 770
 Dis. / Ant. : 3m 27137 Ant. pol. : HORIZONTAL
 Limit : FCC PART 15 B(3M)
 Env. / Ins. : Temp:23.6';Humi:56%;Press:101.52kPa
 Engineer : Tony
 EUT : LED TV
 Power : AC 120V/60Hz
 M/N : WE75NC4210
 Test Mode : IEEE 802.11n HT20 CH1 2412TX
 Antenna a

	ANT	Cable	Emission		Limit	Margin	Remark	
Freq. (MHz)	Factor (dB/m)	Loss (dB)	Reading (dBUV)	Level (dBUV/m)	(dBUV/m)	(dB)		
1	138.64	11.42	1.54	26.39	39.35	43.50	4.15	QP
2	264.74	12.94	2.28	20.10	35.32	46.00	10.68	QP
3	590.66	19.45	3.37	18.69	41.51	46.00	4.49	QP
4	631.40	20.15	3.49	18.81	42.45	46.00	3.55	QP
5	679.90	20.29	3.66	16.96	40.91	46.00	5.09	QP
6	924.34	24.13	4.50	13.09	41.72	46.00	4.28	QP



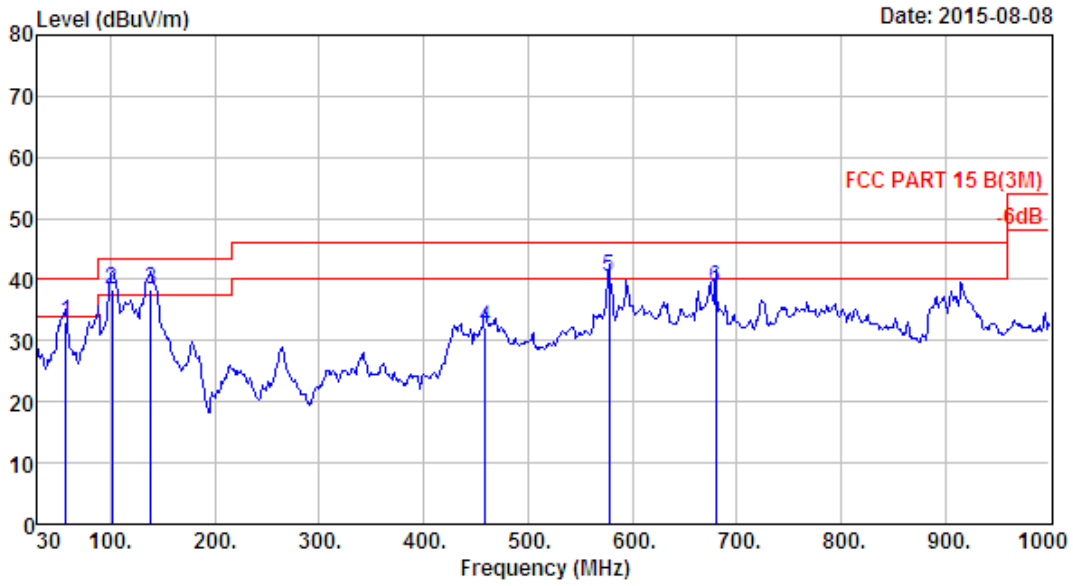
Site no. : 966 1# chamber Data no. : 771
 Dis. / Ant. : 3m 27137 Ant. pol. : HORIZONTAL
 Limit : FCC PART 15 B(3M)
 Env. / Ins. : Temp:23.6';Humi:56%;Press:101.52kPa
 Engineer : Tony
 EUT : LED TV
 Power : AC 120V/60Hz
 M/N : WE75NC4210
 Test Mode : IEEE 802.11n HT20 CH7 2442TX
 Antenna a

	Freq. (MHz)	ANT Factor (dB/m)	Cable Loss (dB)	Reading (dBuV)	Emission Level (dBuV/m)	Limit (dBuV/m)	Margin (dB)	Remark
1	134.76	11.37	1.57	25.88	38.82	43.50	4.68	QP
2	262.80	12.95	2.22	20.34	35.51	46.00	10.49	QP
3	458.74	16.80	3.00	13.94	33.74	46.00	12.26	QP
4	592.60	19.48	3.36	19.01	41.85	46.00	4.15	QP
5	607.15	19.80	3.41	16.45	39.66	46.00	6.34	QP
6	679.90	20.29	3.66	16.56	40.51	46.00	5.49	QP



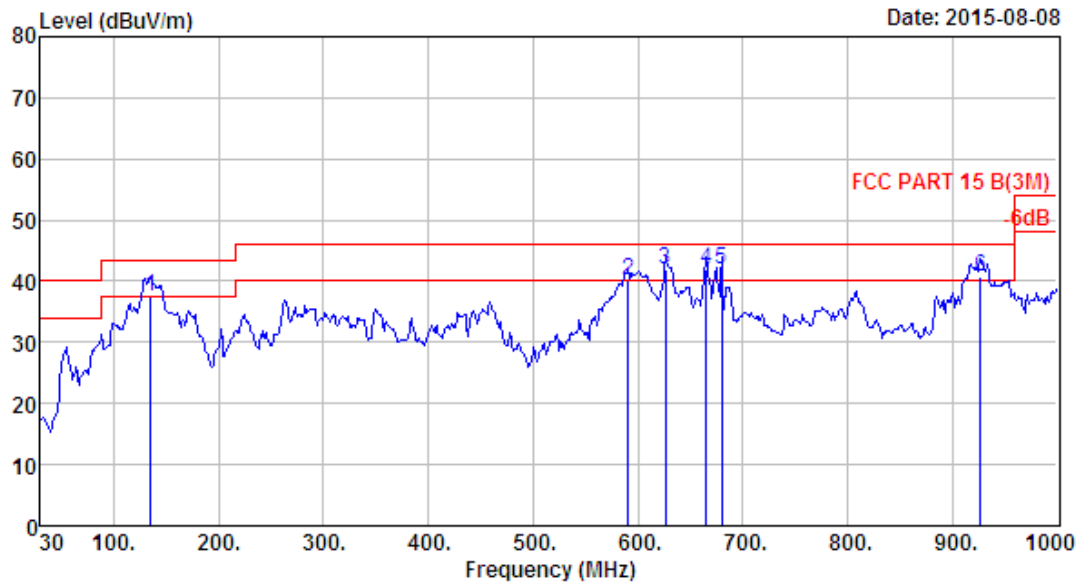
Site no. : 966 1# chamber Data no. : 772
 Dis. / Ant. : 3m 27137 Ant. pol. : VERTICAL
 Limit : FCC PART 15 B(3M)
 Env. / Ins. : Temp:23.6%;Humi:56%;Press:101.52kPa
 Engineer : Tony
 EUT : LED TV
 Power : AC 120V/60Hz
 M/N : WE75NC4210
 Test Mode : IEEE 802.11n HT20 CH7 2442TX
 Antenna a

	Freq. (MHz)	ANT Factor (dB/m)	Cable Loss (dB)	Reading (dBuV)	Emission Level (dBuV/m)	Limit (dBuV/m)	Margin (dB)	Remark
1	54.25	5.82	0.93	25.99	32.74	40.00	7.26	QP
2	100.81	9.55	1.32	26.34	37.21	43.50	6.29	QP
3	138.64	11.42	1.54	25.81	38.77	43.50	4.73	QP
4	578.05	19.52	3.32	15.70	38.54	46.00	7.46	QP
5	679.90	20.29	3.66	16.27	40.22	46.00	5.78	QP
6	917.55	23.84	4.38	7.75	35.97	46.00	10.03	QP



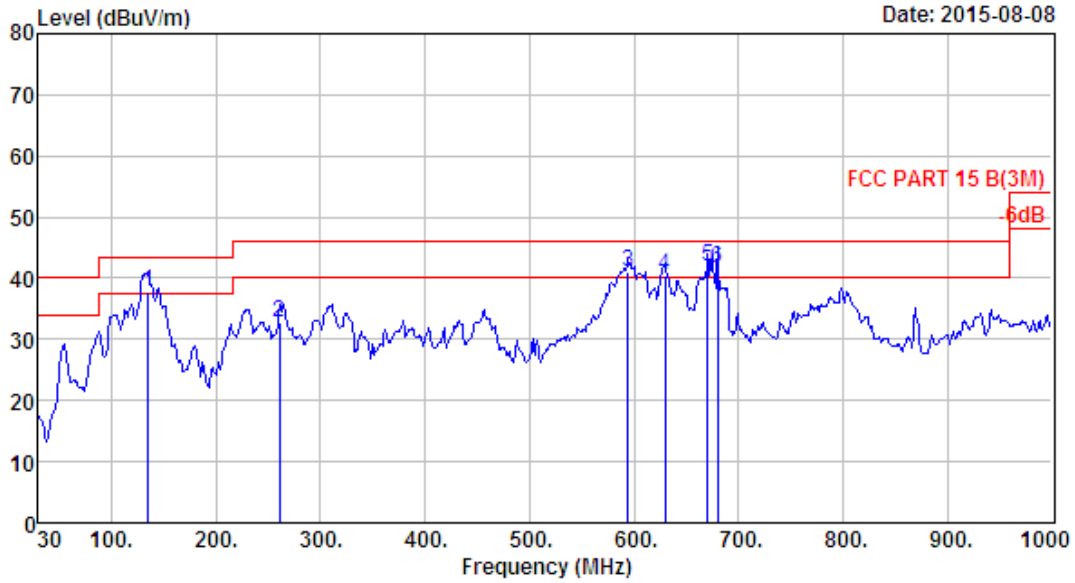
Site no. : 966 1# chamber Data no. : 773
 Dis. / Ant. : 3m 27137 Ant. pol. : VERTICAL
 Limit : FCC PART 15 B(3M)
 Env. / Ins. : Temp:23.6';Humi:56%;Press:101.52kPa
 Engineer : Tony
 EUT : LED TV
 Power : AC 120V/60Hz
 M/N : WE75NC4210
 Test Mode : IEEE 802.11n HT20 CH13 2472TX
 Antenna a

	Freq. (MHz)	ANT Factor (dB/m)	Cable Loss (dB)	Reading (dBuV)	Emission Level (dBuV/m)	Limit (dBuV/m)	Margin (dB)	Remark
1	57.16	5.06	0.99	26.98	33.03	40.00	6.97	QP
2	101.78	9.65	1.31	27.38	38.34	43.50	5.16	QP
3	138.64	11.42	1.54	25.44	38.40	43.50	5.10	QP
4	458.74	16.80	3.00	12.42	32.22	46.00	13.78	QP
5	578.05	19.52	3.32	17.53	40.37	46.00	5.63	QP
6	679.90	20.29	3.66	14.79	38.74	46.00	7.26	QP



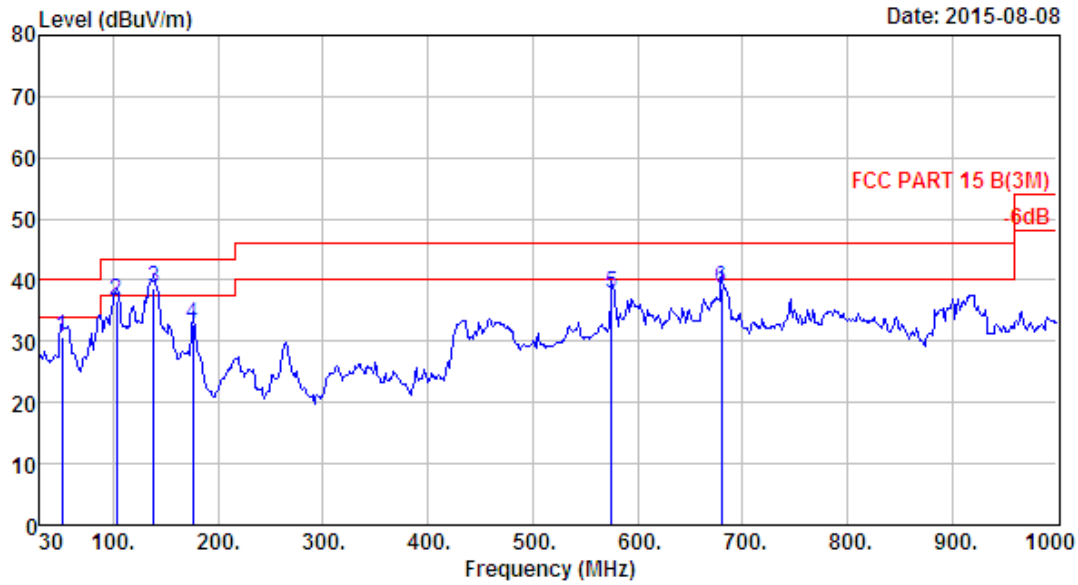
Site no. : 966 1# chamber Data no. : 774
 Dis. / Ant. : 3m 27137 Ant. pol. : HORIZONTAL
 Limit : FCC PART 15 B(3M)
 Env. / Ins. : Temp:23.6';Humi:56%;Press:101.52kPa
 Engineer : Tony
 EUT : LED TV
 Power : AC 120V/60Hz
 M/N : WE75NC4210
 Test Mode : IEEE 802.11n HT20 CH13 2472TX
 Antenna a

	Freq. (MHz)	ANT Factor (dB/m)	Cable Loss (dB)	Reading (dBuV)	Emission Level (dBuV/m)	Limit (dBuV/m)	Margin (dB)	Remark
1	134.76	11.37	1.57	24.60	37.54	43.50	5.96	QP
2	590.66	19.45	3.37	17.21	40.03	46.00	5.97	QP
3	626.55	20.12	3.48	18.41	42.01	46.00	3.99	QP
4	665.35	20.15	3.63	18.27	42.05	46.00	3.95	QP
5	679.90	20.29	3.66	18.06	42.01	46.00	3.99	QP
6	927.25	24.27	4.50	11.95	40.72	46.00	5.28	QP



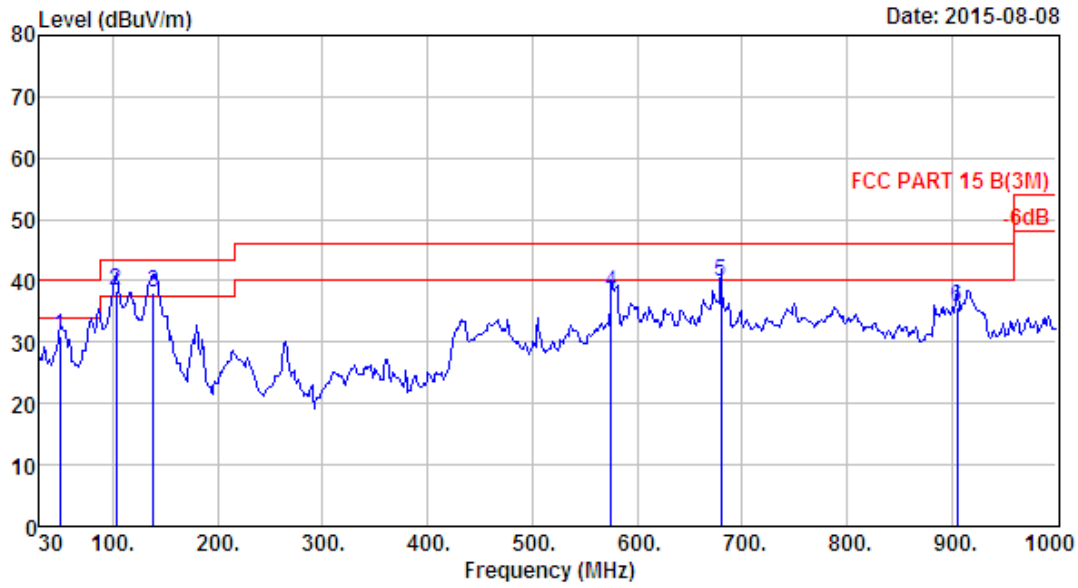
Site no. : 966 1# chamber Data no. : 775
 Dis. / Ant. : 3m 27137 Ant. pol. : HORIZONTAL
 Limit : FCC PART 15 B(3M)
 Env. / Ins. : Temp:23.6';Humi:56%;Press:101.52kPa
 Engineer : Tony
 EUT : LED TV
 Power : AC 120V/60Hz
 M/N : WE75NC4210
 Test Mode : IEEE 802.11n HT40 CH1 2422TX
 Antenna a

	Freq. (MHz)	ANT Factor (dB/m)	Cable Loss (dB)	Reading (dBuV)	Emission Level (dBuV/m)	Limit (dBuV/m)	Margin (dB)	Remark
1	134.76	11.37	1.57	24.75	37.69	43.50	5.81	QP
2	260.86	12.96	2.22	17.49	32.67	46.00	13.33	QP
3	594.54	19.51	3.33	18.31	41.15	46.00	4.85	QP
4	629.46	20.16	3.43	16.86	40.45	46.00	5.55	QP
5	670.20	20.22	3.66	18.08	41.96	46.00	4.04	QP
6	679.90	20.29	3.66	17.78	41.73	46.00	4.27	QP



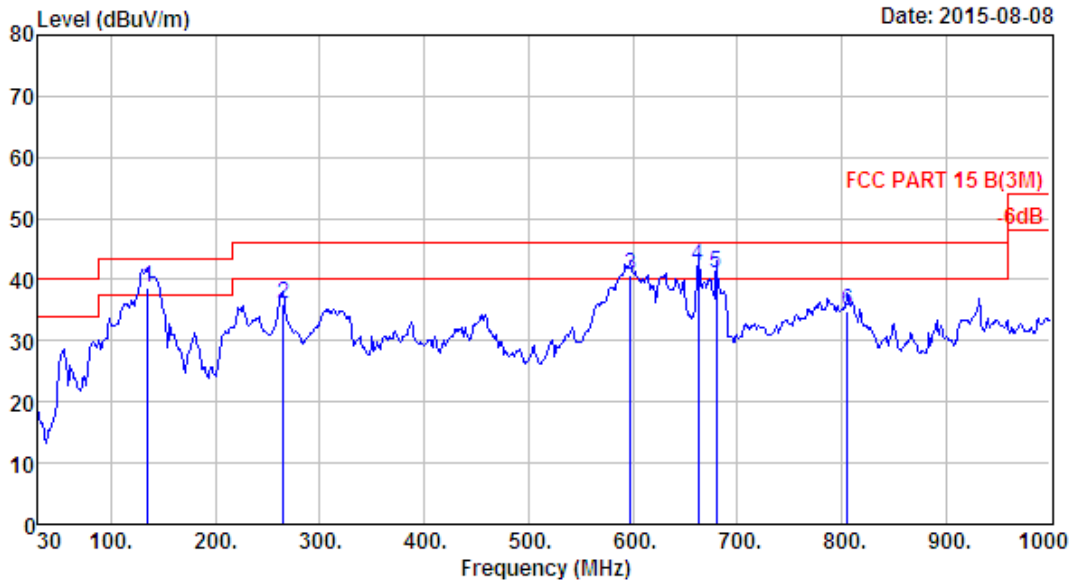
Site no. : 966 1# chamber Data no. : 776
 Dis. / Ant. : 3m 27137 Ant. pol. : VERTICAL
 Limit : FCC PART 15 B(3M)
 Env. / Ins. : Temp:23.6';Humi:56%;Press:101.52kPa
 Engineer : Tony
 EUT : LED TV
 Power : AC 120V/60Hz
 M/N : WE75NC4210
 Test Mode : IEEE 802.11n HT40 CH1 2422TX
 Antenna a

	Freq. (MHz)	ANT Factor (dB/m)	Cable Loss (dB)	Reading (dBuV)	Emission Level (dBuV/m)	Limit (dBuV/m)	Margin (dB)	Remark
1	51.34	6.92	0.89	22.95	30.76	40.00	9.24	QP
2	102.75	9.75	1.35	25.63	36.73	43.50	6.77	QP
3	138.64	11.42	1.54	25.78	38.74	43.50	4.76	QP
4	175.50	8.98	1.68	22.22	32.88	43.50	10.62	QP
5	575.14	19.55	3.40	14.87	37.82	46.00	8.18	QP
6	679.90	20.29	3.66	14.60	38.55	46.00	7.45	QP



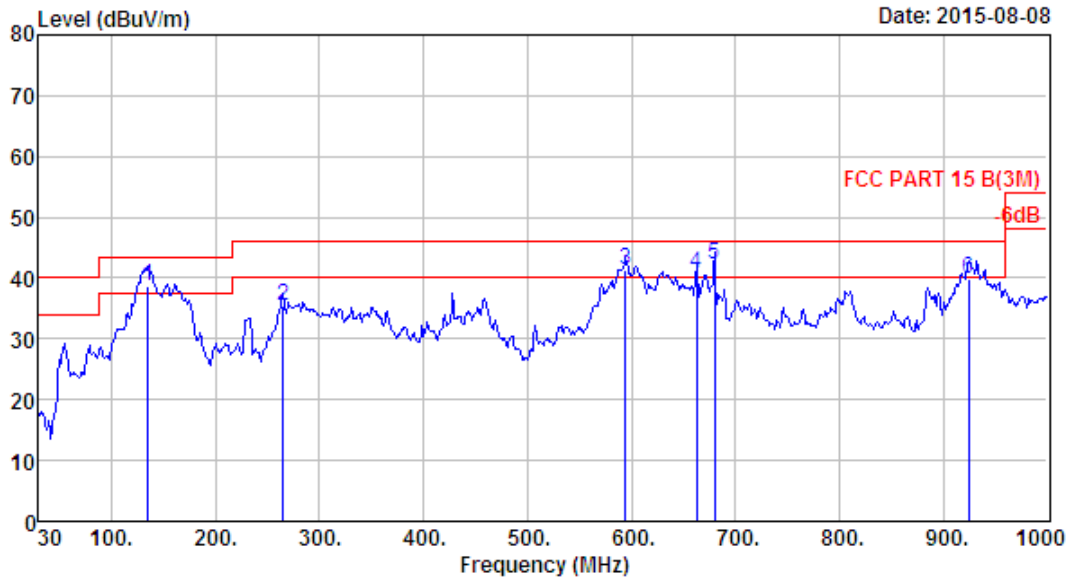
Site no. : 966 1# chamber Data no. : 777
 Dis. / Ant. : 3m 27137 Ant. pol. : VERTICAL
 Limit : FCC PART 15 B(3M)
 Env. / Ins. : Temp:23.6';Humi:56%;Press:101.52kPa
 Engineer : Tony
 EUT : LED TV
 Power : AC 120V/60Hz
 M/N : WE75NC4210
 Test Mode : IEEE 802.11n HT40 CH5 2442TX
 Antenna a

	Freq. (MHz)	ANT Factor (dB/m)	Cable Loss (dB)	Reading (dBuV)	Emission Level (dBuV/m)	Limit (dBuV/m)	Margin (dB)	Remark
1	49.40	7.90	0.95	22.00	30.85	40.00	9.15	QP
2	102.75	9.75	1.35	27.24	38.34	43.50	5.16	QP
3	138.64	11.42	1.54	25.15	38.11	43.50	5.39	QP
4	575.14	19.55	3.40	15.07	38.02	46.00	7.98	QP
5	679.90	20.29	3.66	15.87	39.82	46.00	6.18	QP
6	904.94	23.40	4.10	8.34	35.84	46.00	10.16	QP



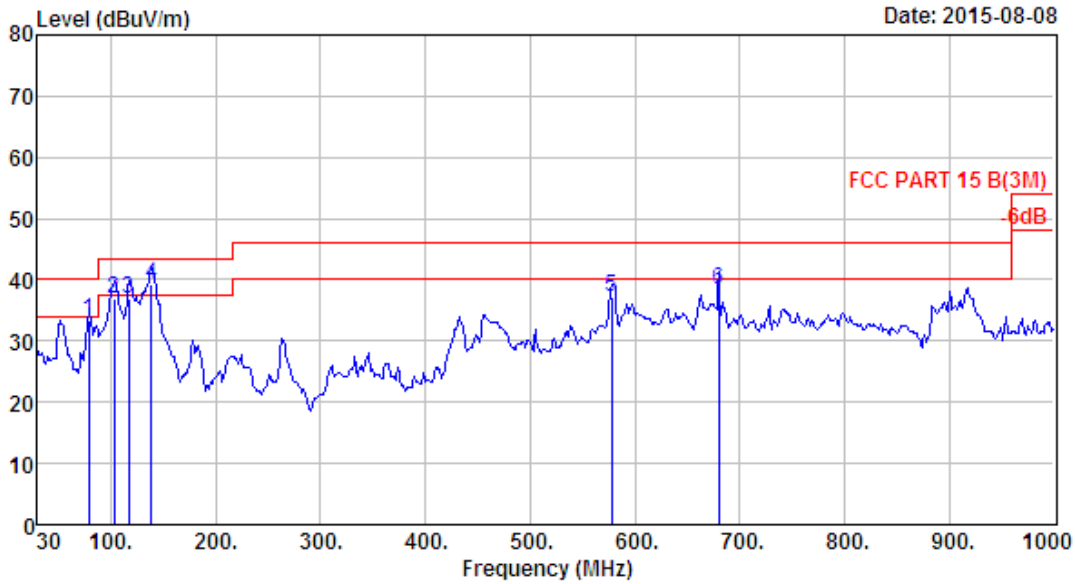
Site no. : 966 1# chamber Data no. : 778
 Dis. / Ant. : 3m 27137 Ant. pol. : HORIZONTAL
 Limit : FCC PART 15 B(3M)
 Env. / Ins. : Temp:23.6';Humi:56%;Press:101.52kPa
 Engineer : Tony
 EUT : LED TV
 Power : AC 120V/60Hz
 M/N : WE75NC4210
 Test Mode : IEEE 802.11n HT40 CH5 2442TX
 Antenna a

	Freq. (MHz)	ANT Factor (dB/m)	Cable Loss (dB)	Reading (dBuV)	Emission Level (dBuV/m)	Limit (dBuV/m)	Margin (dB)	Remark
1	134.76	11.37	1.57	25.76	38.70	43.50	4.80	QP
2	264.74	12.94	2.28	20.76	35.98	46.00	10.02	QP
3	597.45	19.55	3.39	17.76	40.70	46.00	5.30	QP
4	662.44	20.10	3.55	18.71	42.36	46.00	3.64	QP
5	679.90	20.29	3.66	17.13	41.08	46.00	4.92	QP
6	806.00	22.24	3.84	8.79	34.87	46.00	11.13	QP



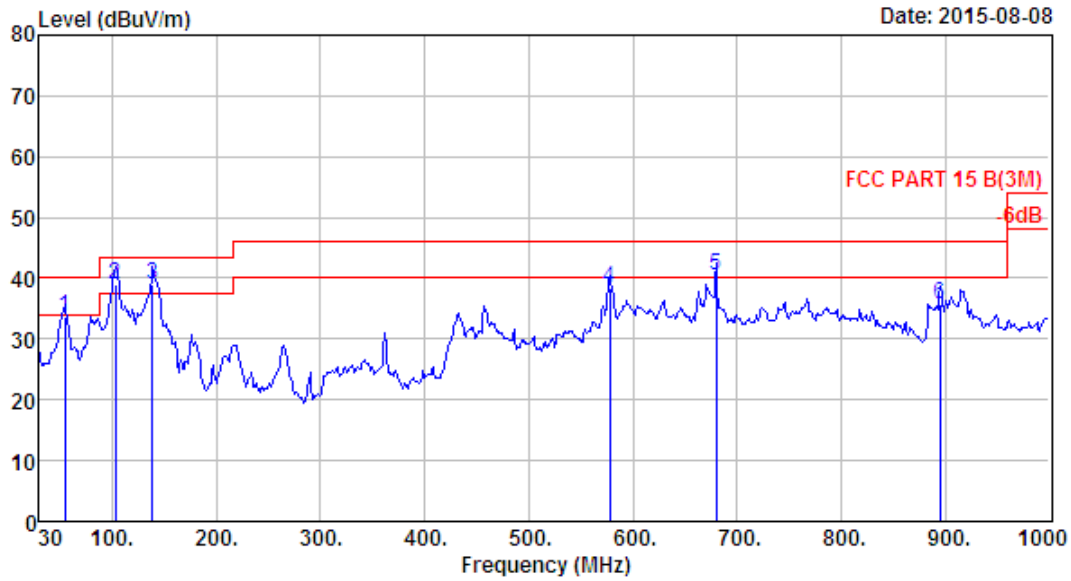
Site no. : 966 1# chamber Data no. : 779
 Dis. / Ant. : 3m 27137 Ant. pol. : HORIZONTAL
 Limit : FCC PART 15 B(3M)
 Env. / Ins. : Temp:23.6';Humi:56%;Press:101.52kPa
 Engineer : Tony
 EUT : LED TV
 Power : AC 120V/60Hz
 M/N : WE75NC4210
 Test Mode : IEEE 802.11n HT40 CH9 2462TX
 Antenna a

	Freq. (MHz)	ANT Factor (dB/m)	Cable Loss (dB)	Reading (dBuV)	Emission Level (dBuV/m)	Limit (dBuV/m)	Margin (dB)	Remark
1	134.76	11.37	1.57	25.65	38.59	43.50	4.91	QP
2	264.74	12.94	2.28	20.25	35.47	46.00	10.53	QP
3	594.54	19.51	3.33	18.60	41.44	46.00	4.56	QP
4	662.44	20.10	3.55	16.99	40.64	46.00	5.36	QP
5	679.90	20.29	3.66	18.27	42.22	46.00	3.78	QP
6	924.34	24.13	4.50	11.23	39.86	46.00	6.14	QP



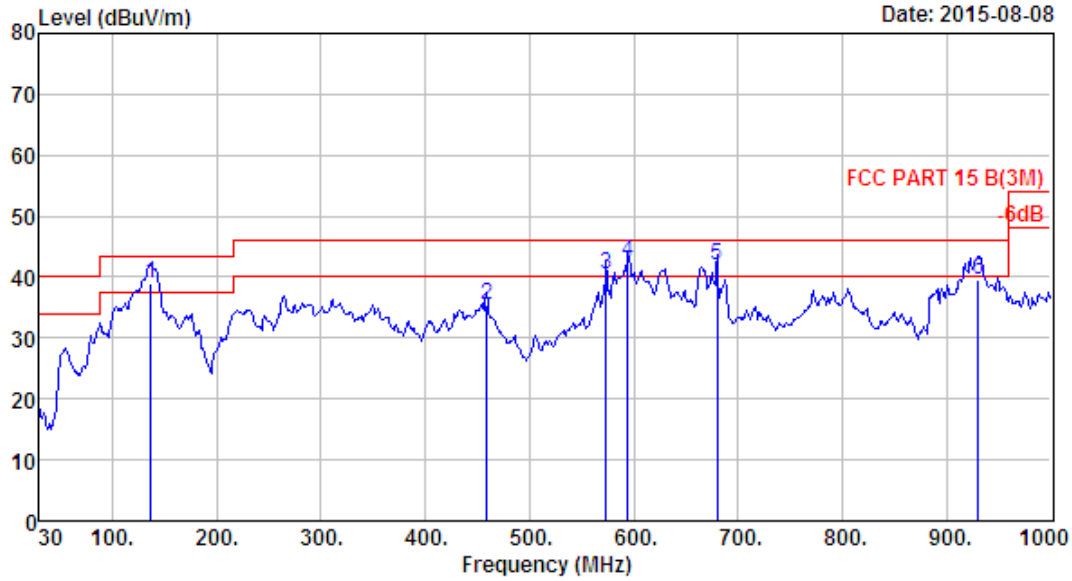
Site no. : 966 1# chamber Data no. : 780
 Dis. / Ant. : 3m 27137 Ant. pol. : VERTICAL
 Limit : FCC PART 15 B(3M)
 Env. / Ins. : Temp:23.6';Humi:56%;Press:101.52kPa
 Engineer : Tony
 EUT : LED TV
 Power : AC 120V/60Hz
 M/N : WE75NC4210
 Test Mode : IEEE 802.11n HT40 CH9 2462TX
 Antenna a

	Freq. (MHz)	ANT Factor (dB/m)	Cable Loss (dB)	Reading (dBuV)	Emission Level (dBuV/m)	Limit (dBuV/m)	Margin (dB)	Remark
1	78.50	6.89	1.22	25.36	33.47	40.00	6.53	QP
2	102.75	9.75	1.35	25.79	36.89	43.50	6.61	QP
3	117.30	11.02	1.47	24.39	36.88	43.50	6.62	QP
4	138.64	11.42	1.54	26.17	39.13	43.50	4.37	QP
5	578.05	19.52	3.32	14.46	37.30	46.00	8.70	QP
6	679.90	20.29	3.66	14.39	38.34	46.00	7.66	QP



Site no. : 966 1# chamber Data no. : 781
 Dis. / Ant. : 3m 27137 Ant. pol. : VERTICAL
 Limit : FCC PART 15 B(3M)
 Env. / Ins. : Temp:23.6';Humi:56%;Press:101.52kPa
 Engineer : Tony
 EUT : LED TV
 Power : AC 120V/60Hz
 M/N : WE75NC4210
 Test Mode : IEEE 802.11b CH1 2412TX
 Antenna b

	Freq. (MHz)	ANT Factor (dB/m)	Cable Loss (dB)	Reading (dBuV)	Emission Level (dBuV/m)	Limit (dBuV/m)	Margin (dB)	Remark
1	54.25	5.82	0.93	26.84	33.59	40.00	6.41	QP
2	102.75	9.75	1.35	27.78	38.88	43.50	4.62	QP
3	138.64	11.42	1.54	25.89	38.85	43.50	4.65	QP
4	578.05	19.52	3.32	15.53	38.37	46.00	7.63	QP
5	679.90	20.29	3.66	16.57	40.52	46.00	5.48	QP
6	895.24	23.05	4.07	8.62	35.74	46.00	10.26	QP



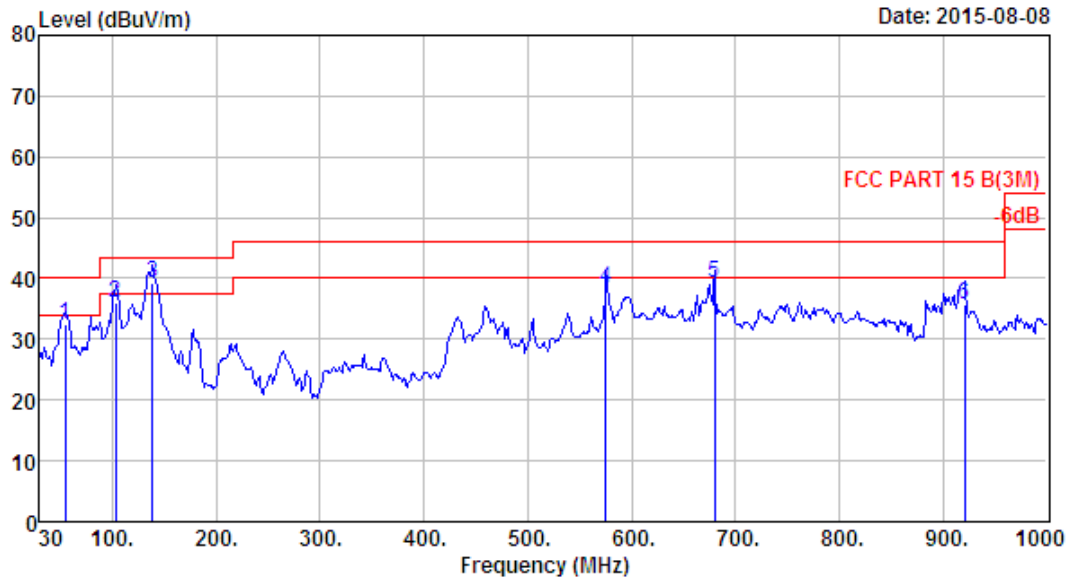
Site no. : 966 1# chamber Data no. : 782
 Dis. / Ant. : 3m 27137 Ant. pol. : HORIZONTAL
 Limit : FCC PART 15 B(3M)
 Env. / Ins. : Temp:23.6';Humi:56%;Press:101.52kPa
 Engineer : Tony
 EUT : LED TV
 Power : AC 120V/60Hz
 M/N : WE75NC4210
 Test Mode : IEEE 802.11b CH1 2412TX
 Antenna b

	Freq. (MHz)	ANT Factor (dB/m)	Cable Loss (dB)	Reading (dBUV)	Emission Level (dBUV/m)	Limit (dBUV/m)	Margin (dB)	Remark
1	136.70	11.39	1.57	26.01	38.97	43.50	4.53	QP
2	458.74	16.80	3.00	15.64	35.44	46.00	10.56	QP
3	573.20	19.58	3.35	17.58	40.51	46.00	5.49	QP
4	594.54	19.51	3.33	19.56	42.40	46.00	3.60	QP
5	679.90	20.29	3.66	17.86	41.81	46.00	4.19	QP
6	930.16	24.41	4.50	10.62	39.53	46.00	6.47	QP



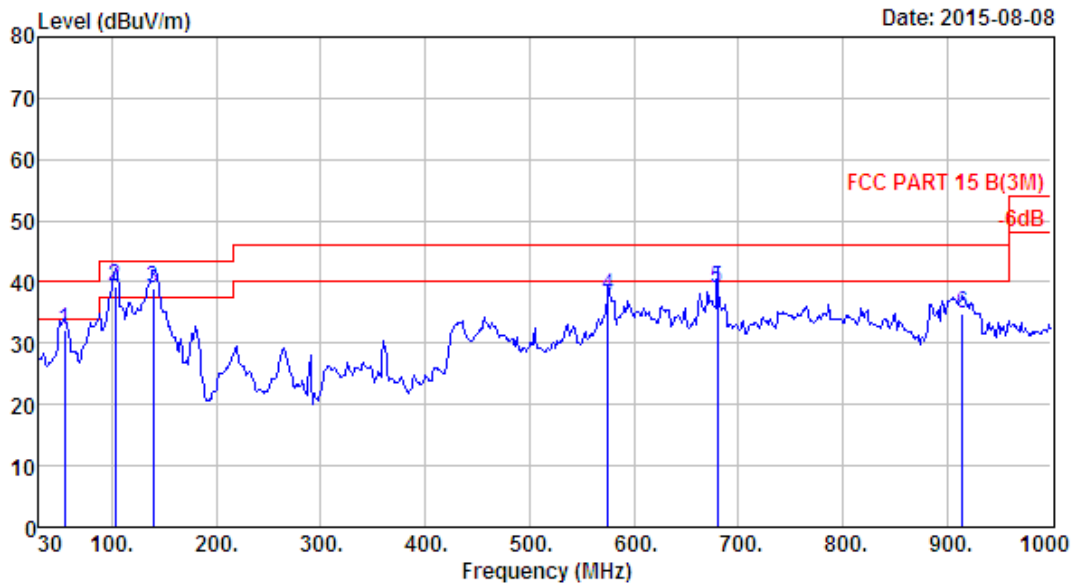
Site no. : 966 1# chamber Data no. : 783
 Dis. / Ant. : 3m 27137 Ant. pol. : HORIZONTAL
 Limit : FCC PART 15 B(3M)
 Env. / Ins. : Temp:23.6';Humi:56%;Press:101.52kPa
 Engineer : Tony
 EUT : LED TV
 Power : AC 120V/60Hz
 M/N : WE75NC4210
 Test Mode : IEEE 802.11b CH7 2442TX
 Antenna b

	Freq. (MHz)	ANT Factor (dB/m)	Cable Loss (dB)	Reading (dBuV)	Emission Level (dBuV/m)	Limit (dBuV/m)	Margin (dB)	Remark
1	138.64	11.42	1.54	25.31	38.27	43.50	5.23	QP
2	264.74	12.94	2.28	20.40	35.62	46.00	10.38	QP
3	597.45	19.55	3.39	17.64	40.58	46.00	5.42	QP
4	668.26	20.19	3.65	16.97	40.81	46.00	5.19	QP
5	679.90	20.29	3.66	17.72	41.67	46.00	4.33	QP
6	924.34	24.13	4.50	12.02	40.65	46.00	5.35	QP



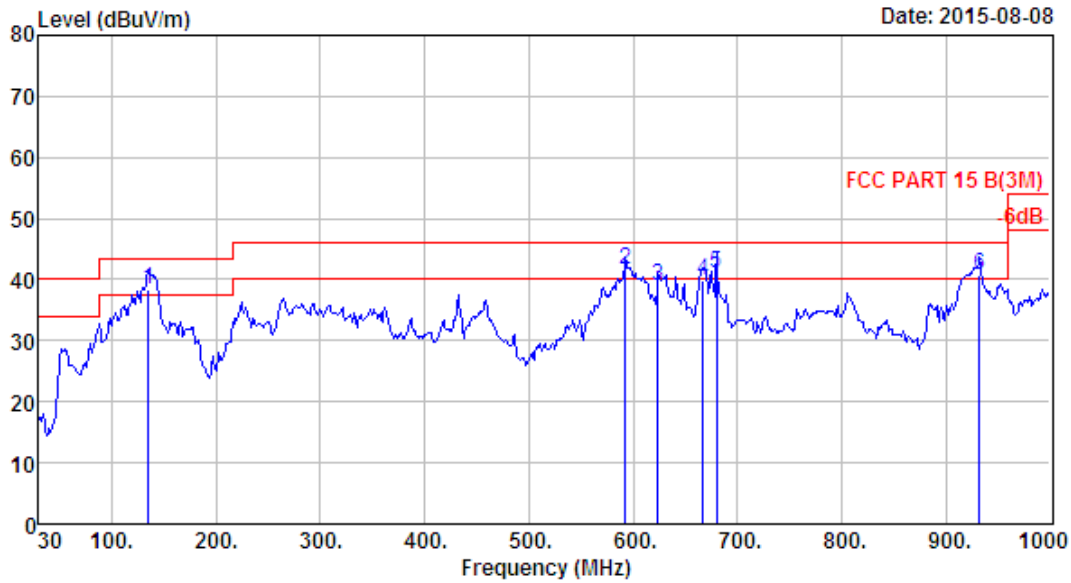
Site no. : 966 1# chamber Data no. : 784
 Dis. / Ant. : 3m 27137 Ant. pol. : VERTICAL
 Limit : FCC PART 15 B(3M)
 Env. / Ins. : Temp:23.6°;Humi:56%;Press:101.52kPa
 Engineer : Tony
 EUT : LED TV
 Power : AC 120V/60Hz
 M/N : WE75NC4210
 Test Mode : IEEE 802.11b CH7 2442TX
 Antenna b

	Freq. (MHz)	ANT Factor (dB/m)	Cable Loss (dB)	Reading (dBuV)	Emission Level (dBuV/m)	Limit (dBuV/m)	Margin (dB)	Remark
1	54.25	5.82	0.93	25.70	32.45	40.00	7.55	QP
2	102.75	9.75	1.35	24.86	35.96	43.50	7.54	QP
3	138.64	11.42	1.54	26.24	39.20	43.50	4.30	QP
4	575.14	19.55	3.40	15.32	38.27	46.00	7.73	QP
5	679.90	20.29	3.66	15.39	39.34	46.00	6.66	QP
6	920.46	23.95	4.42	7.23	35.60	46.00	10.40	QP



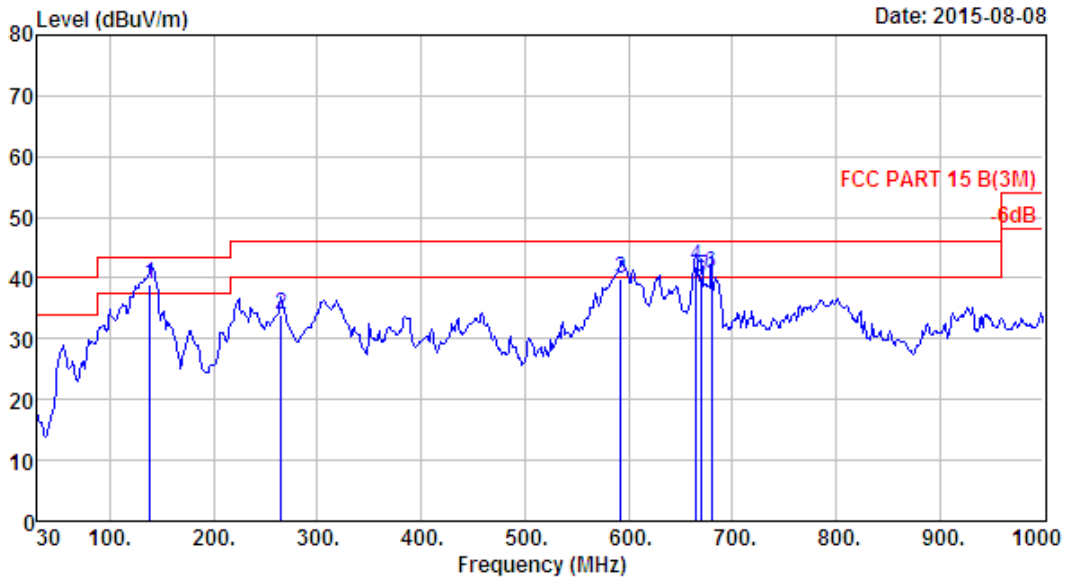
Site no. : 966 1# chamber Data no. : 785
 Dis. / Ant. : 3m 27137 Ant. pol. : VERTICAL
 Limit : FCC PART 15 B(3M)
 Env. / Ins. : Temp:23.6';Humi:56%;Press:101.52kPa
 Engineer : Tony
 EUT : LED TV
 Power : AC 120V/60Hz
 M/N : WE75NC4210
 Test Mode : IEEE 802.11b CH13 2472TX
 Antenna b

	Freq. (MHz)	ANT Factor (dB/m)	Cable Loss (dB)	Reading (dBuV)	Emission Level (dBuV/m)	Limit (dBuV/m)	Margin (dB)	Remark
1	54.25	5.82	0.93	25.57	32.32	40.00	7.68	QP
2	102.75	9.75	1.35	28.02	39.12	43.50	4.38	QP
3	139.61	11.43	1.51	26.01	38.95	43.50	4.55	QP
4	575.14	19.55	3.40	14.72	37.67	46.00	8.33	QP
5	679.90	20.29	3.66	15.15	39.10	46.00	6.90	QP
6	914.64	23.73	4.40	6.58	34.71	46.00	11.29	QP



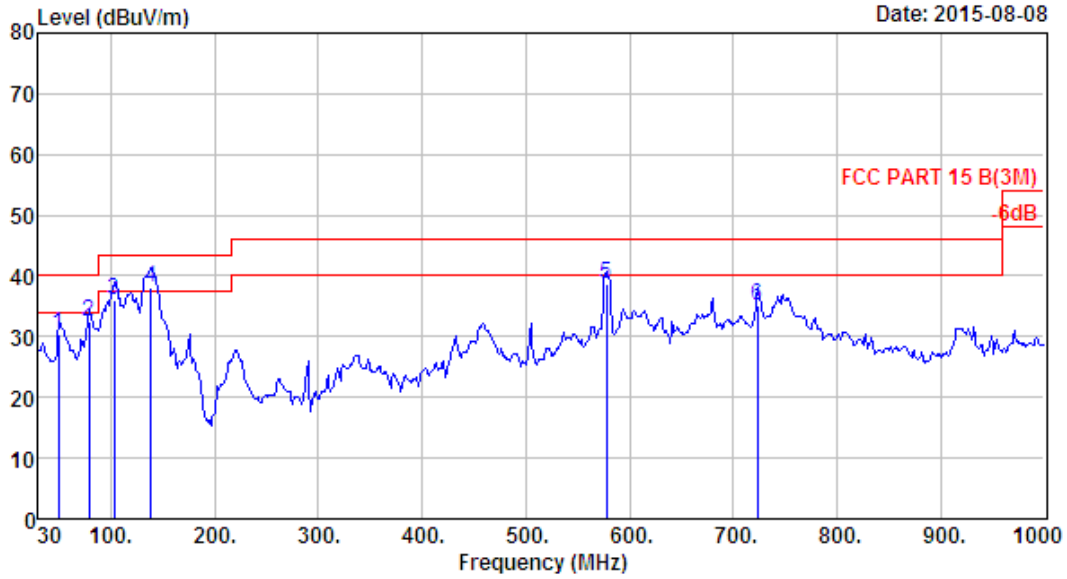
Site no. : 966 1# chamber Data no. : 786
 Dis. / Ant. : 3m 27137 Ant. pol. : HORIZONTAL
 Limit : FCC PART 15 B(3M)
 Env. / Ins. : Temp:23.6';Humi:56%;Press:101.52kPa
 Engineer : Tony
 EUT : LED TV
 Power : AC 120V/60Hz
 M/N : WE75NC4210
 Test Mode : IEEE 802.11b CH13 2472TX
 Antenna b

	Freq. (MHz)	ANT Factor (dB/m)	Cable Loss (dB)	Reading (dBuV)	Emission Level (dBuV/m)	Limit (dBuV/m)	Margin (dB)	Remark
1	134.76	11.37	1.57	25.29	38.23	43.50	5.27	QP
2	592.60	19.48	3.36	18.75	41.59	46.00	4.41	QP
3	623.64	20.08	3.37	15.49	38.94	46.00	7.06	QP
4	667.29	20.19	3.63	16.00	39.82	46.00	6.18	QP
5	679.90	20.29	3.66	17.19	41.14	46.00	4.86	QP
6	932.10	24.47	4.56	11.80	40.83	46.00	5.17	QP



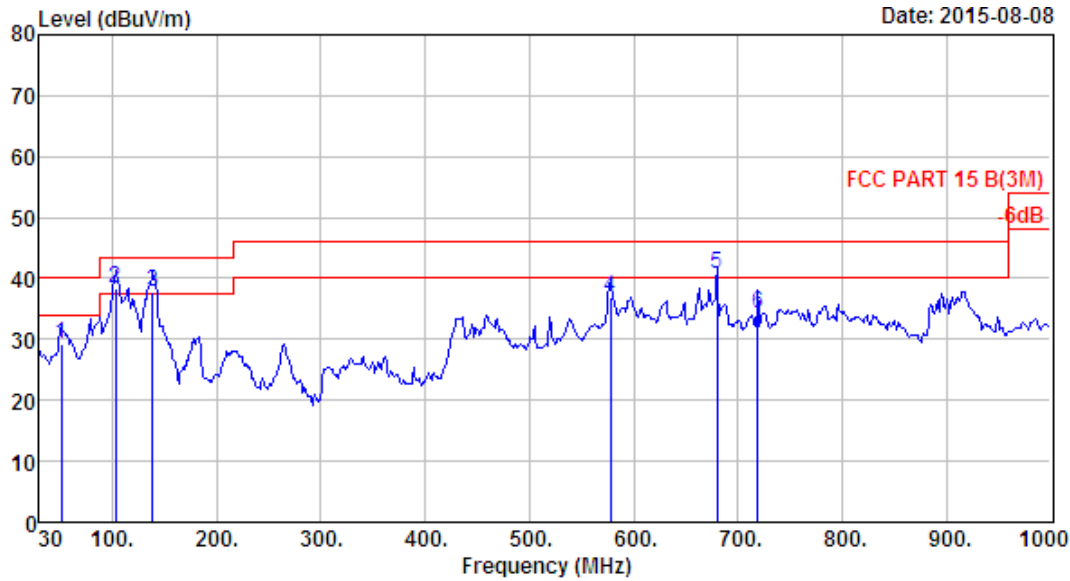
Site no. : 966 1# chamber Data no. : 787
 Dis. / Ant. : 3m 27137 Ant. pol. : HORIZONTAL
 Limit : FCC PART 15 B(3M)
 Env. / Ins. : Temp:23.6';Humi:56%;Press:101.52kPa
 Engineer : Tony
 EUT : LED TV
 Power : AC 120V/60Hz
 M/N : WE75NC4210
 Test Mode : IEEE 802.11g CH1 2412TX
 Antenna b

	Freq. (MHz)	ANT Factor (dB/m)	Cable Loss (dB)	Reading (dBuV)	Emission Level (dBuV/m)	Limit (dBuV/m)	Margin (dB)	Remark
1	138.64	11.42	1.54	25.97	38.93	43.50	4.57	QP
2	264.74	12.94	2.28	18.59	33.81	46.00	12.19	QP
3	592.60	19.48	3.36	16.88	39.72	46.00	6.28	QP
4	665.35	20.15	3.63	18.18	41.96	46.00	4.04	QP
5	670.20	20.22	3.66	16.23	40.11	46.00	5.89	QP
6	679.90	20.29	3.66	16.89	40.84	46.00	5.16	QP



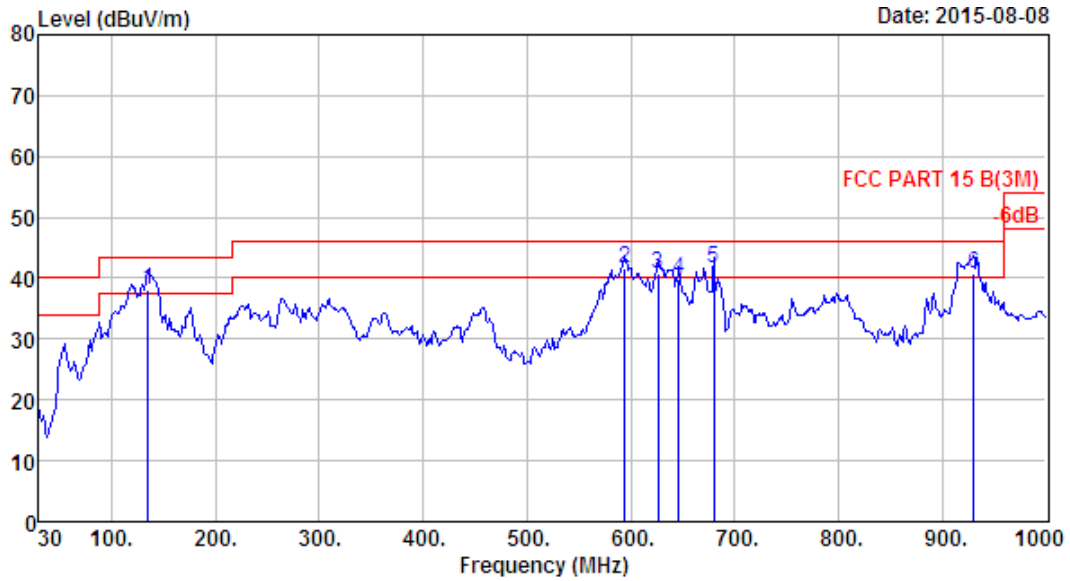
Site no. : 966 1# chamber Data no. : 788
 Dis. / Ant. : 3m 27137 Ant. pol. : VERTICAL
 Limit : FCC PART 15 B(3M)
 Env. / Ins. : Temp:23.6';Humi:56%;Press:101.52kPa
 Engineer : Tony
 EUT : LED TV
 Power : AC 120V/60Hz
 M/N : WE75NC4210
 Test Mode : IEEE 802.11g CH1 2412TX
 Antenna b

	Freq. (MHz)	ANT Factor (dB/m)	Cable Loss (dB)	Reading (dBuV)	Emission Level (dBuV/m)	Limit (dBuV/m)	Margin (dB)	Remark
1	49.40	7.90	0.95	21.66	30.51	40.00	9.49	QP
2	78.50	6.89	1.22	24.50	32.61	40.00	7.39	QP
3	102.75	9.75	1.35	24.99	36.09	43.50	7.41	QP
4	138.64	11.42	1.54	25.23	38.19	43.50	5.31	QP
5	578.05	19.52	3.32	15.81	38.65	46.00	7.35	QP
6	723.55	21.73	3.77	9.52	35.02	46.00	10.98	QP



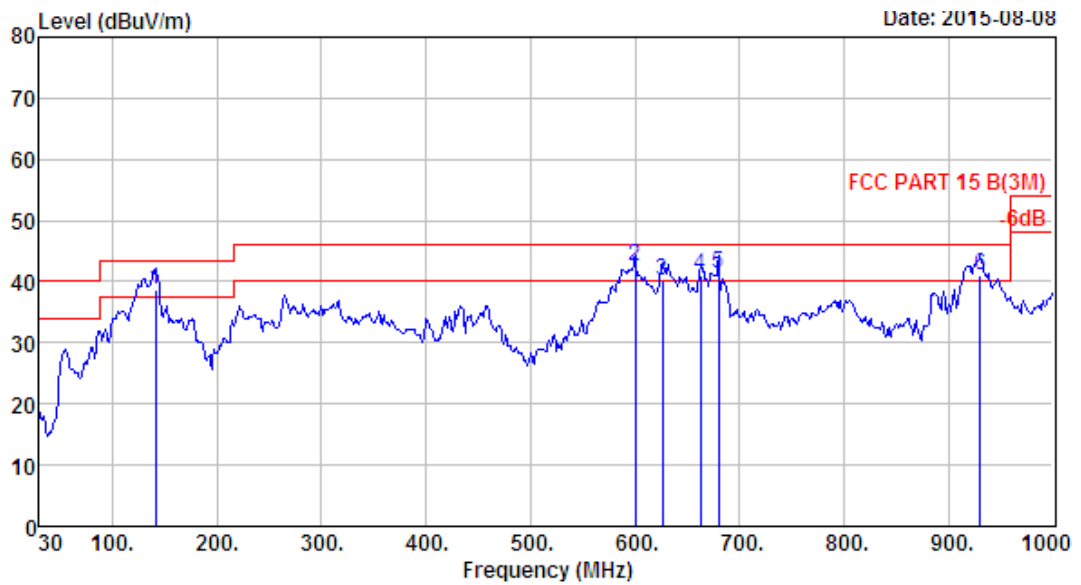
Site no. : 966 1# chamber Data no. : 789
 Dis. / Ant. : 3m 27137 Ant. pol. : VERTICAL
 Limit : FCC PART 15 B(3M)
 Env. / Ins. : Temp:23.6';Humi:56%;Press:101.52kPa
 Engineer : Tony
 EUT : LED TV
 Power : AC 120V/60Hz
 M/N : WE75NC4210
 Test Mode : IEEE 802.11g CH7 2442TX
 Antenna b

	Freq. (MHz)	ANT Factor (dB/m)	Cable Loss (dB)	Reading (dBuV)	Emission Level (dBuV/m)	Limit (dBuV/m)	Margin (dB)	Remark
1	51.34	6.92	0.89	21.36	29.17	40.00	10.83	QP
2	102.75	9.75	1.35	27.24	38.34	43.50	5.16	QP
3	138.64	11.42	1.54	24.94	37.90	43.50	5.60	QP
4	578.05	19.52	3.32	14.14	36.98	46.00	9.02	QP
5	679.90	20.29	3.66	16.93	40.88	46.00	5.12	QP
6	718.70	21.44	3.74	8.96	34.14	46.00	11.86	QP



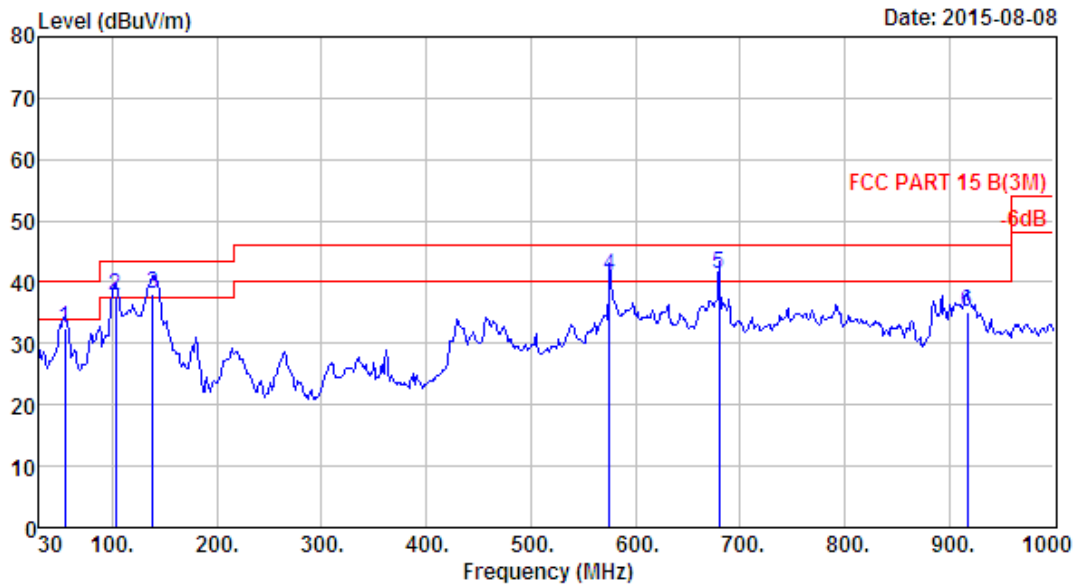
Site no. : 966 1# chamber Data no. : 790
 Dis. / Ant. : 3m 27137 Ant. pol. : HORIZONTAL
 Limit : FCC PART 15 B(3M)
 Env. / Ins. : Temp:23.6';Humi:56%;Press:101.52kPa
 Engineer : Tony
 EUT : LED TV
 Power : AC 120V/60Hz
 M/N : WE75NC4210
 Test Mode : IEEE 802.11g CH7 2442TX
 Antenna b

	Freq. (MHz)	ANT Factor (dB/m)	Cable Loss (dB)	Reading (dBuV)	Emission Level (dBuV/m)	Limit (dBuV/m)	Margin (dB)	Remark
1	134.76	11.37	1.57	25.07	38.01	43.50	5.49	QP
2	594.54	19.51	3.33	18.83	41.67	46.00	4.33	QP
3	626.55	20.12	3.48	17.23	40.83	46.00	5.17	QP
4	645.95	20.06	3.56	16.25	39.87	46.00	6.13	QP
5	679.90	20.29	3.66	17.57	41.52	46.00	4.48	QP
6	930.16	24.41	4.50	11.81	40.72	46.00	5.28	QP



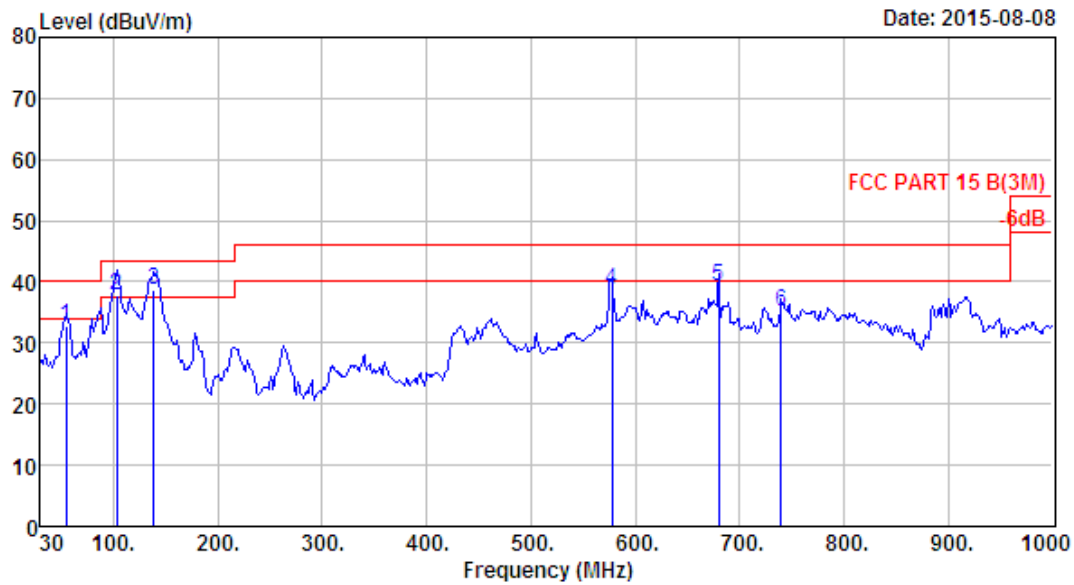
Site no. : 966 1# chamber Data no. : 791
 Dis. / Ant. : 3m 27137 Ant. pol. : HORIZONTAL
 Limit : FCC PART 15 B(3M)
 Env. / Ins. : Temp:23.6';Humi:56%;Press:101.52kPa
 Engineer : Tony
 EUT : LED TV
 Power : AC 120V/60Hz
 M/N : WE75NC4210
 Test Mode : IEEE 802.11g CH13 2472TX
 Antenna b

	Freq. (MHz)	ANT Factor (dB/m)	Cable Loss (dB)	Reading (dBuV)	Emission Level (dBuV/m)	Limit (dBuV/m)	Margin (dB)	Remark
1	141.55	11.36	1.51	25.69	38.56	43.50	4.94	QP
2	600.36	19.60	3.44	19.37	42.41	46.00	3.59	QP
3	626.55	20.12	3.48	16.46	40.06	46.00	5.94	QP
4	662.44	20.10	3.55	17.26	40.91	46.00	5.09	QP
5	679.90	20.29	3.66	17.47	41.42	46.00	4.58	QP
6	930.16	24.41	4.50	12.23	41.14	46.00	4.86	QP



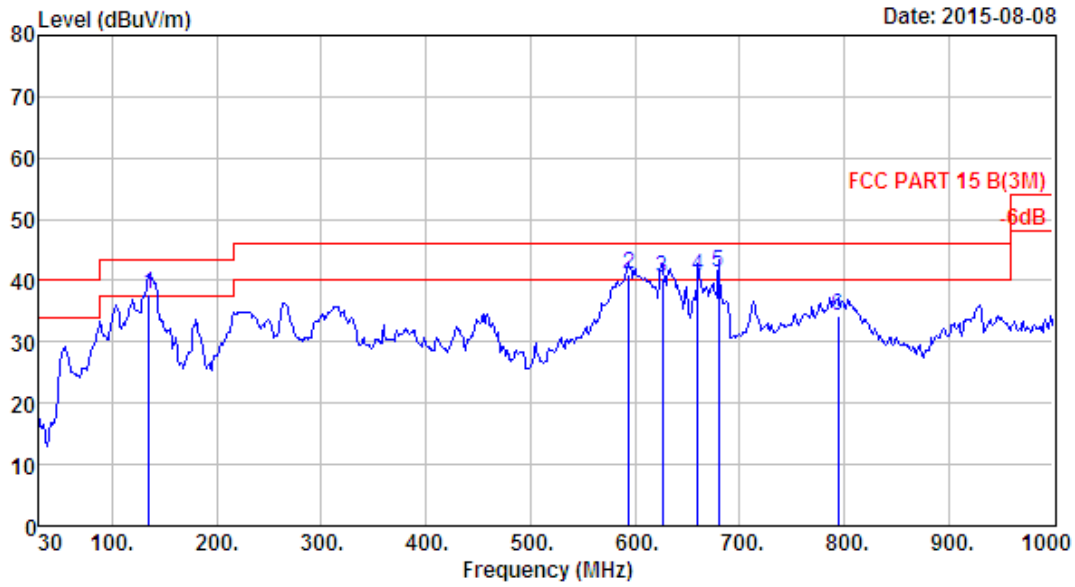
Site no. : 966 1# chamber Data no. : 792
 Dis. / Ant. : 3m 27137 Ant. pol. : VERTICAL
 Limit : FCC PART 15 B(3M)
 Env. / Ins. : Temp:23.6';Humi:56%;Press:101.52kPa
 Engineer : Tony
 EUT : LED TV
 Power : AC 120V/60Hz
 M/N : WE75NC4210
 Test Mode : IEEE 802.11g CH13 2472TX
 Antenna b

	Freq. (MHz)	ANT Factor (dB/m)	Cable Loss (dB)	Reading (dBuV)	Emission Level (dBuV/m)	Limit (dBuV/m)	Margin (dB)	Remark
1	54.25	5.82	0.93	25.81	32.56	40.00	7.44	QP
2	102.75	9.75	1.35	26.62	37.72	43.50	5.78	QP
3	138.64	11.42	1.54	25.21	38.17	43.50	5.33	QP
4	575.14	19.55	3.40	18.03	40.98	46.00	5.02	QP
5	679.90	20.29	3.66	17.38	41.33	46.00	4.67	QP
6	917.55	23.84	4.38	7.02	35.24	46.00	10.76	QP



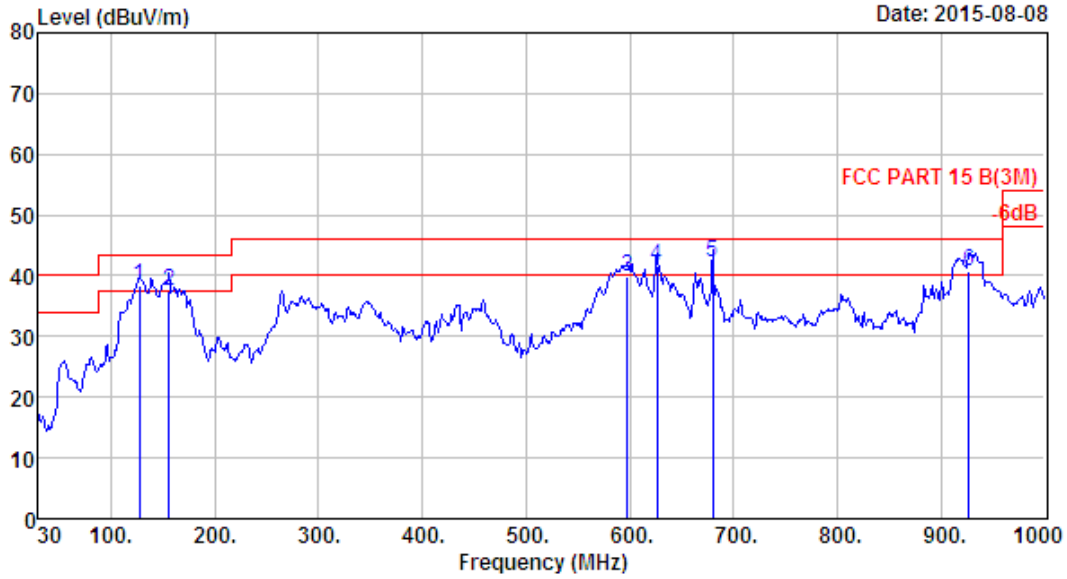
Site no. : 966 1# chamber Data no. : 793
 Dis. / Ant. : 3m 27137 Ant. pol. : VERTICAL
 Limit : FCC PART 15 B(3M)
 Env. / Ins. : Temp:23.6';Humi:56%;Press:101.52kPa
 Engineer : Tony
 EUT : LED TV
 Power : AC 120V/60Hz
 M/N : WE75NC4210
 Test Mode : IEEE 802.11n HT20 CH1 2412TX
 Antenna b

	Freq. (MHz)	ANT Factor (dB/m)	Cable Loss (dB)	Reading (dBUV)	Emission Level (dBUV/m)	Limit (dBUV/m)	Margin (dB)	Remark
1	54.25	5.82	0.93	26.01	32.76	40.00	7.24	QP
2	102.75	9.75	1.35	26.70	37.80	43.50	5.70	QP
3	138.64	11.42	1.54	25.68	38.64	43.50	4.86	QP
4	578.05	19.52	3.32	15.97	38.81	46.00	7.19	QP
5	679.90	20.29	3.66	15.24	39.19	46.00	6.81	QP
6	740.04	22.36	3.84	8.86	35.06	46.00	10.94	QP



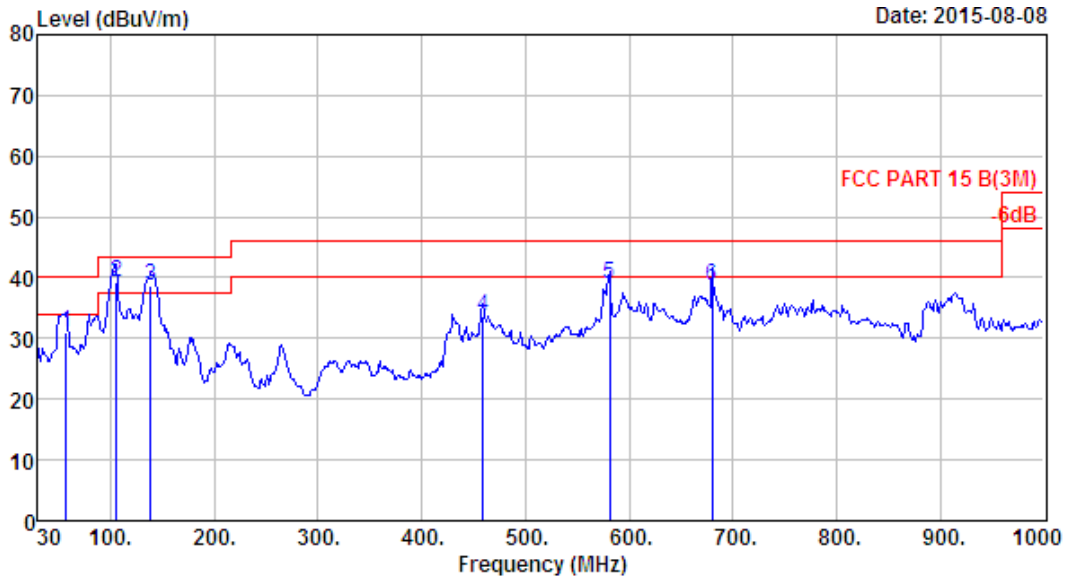
Site no. : 966 1# chamber Data no. : 794
 Dis. / Ant. : 3m 27137 Ant. pol. : HORIZONTAL
 Limit : FCC PART 15 B(3M)
 Env. / Ins. : Temp:23.6';Humi:56%;Press:101.52kPa
 Engineer : Tony
 EUT : LED TV
 Power : AC 120V/60Hz
 M/N : WE75NC4210
 Test Mode : IEEE 802.11n HT20 CH1 2412TX
 Antenna b

	Freq. (MHz)	ANT Factor (dB/m)	Cable Loss (dB)	Reading (dBuV)	Emission Level (dBuV/m)	Limit (dBuV/m)	Margin (dB)	Remark
1	134.76	11.37	1.57	24.71	37.65	43.50	5.85	QP
2	594.54	19.51	3.33	18.09	40.93	46.00	5.07	QP
3	626.55	20.12	3.48	16.87	40.47	46.00	5.53	QP
4	660.50	20.07	3.57	17.16	40.80	46.00	5.20	QP
5	679.90	20.29	3.66	17.30	41.25	46.00	4.75	QP
6	794.36	22.04	3.89	8.26	34.19	46.00	11.81	QP



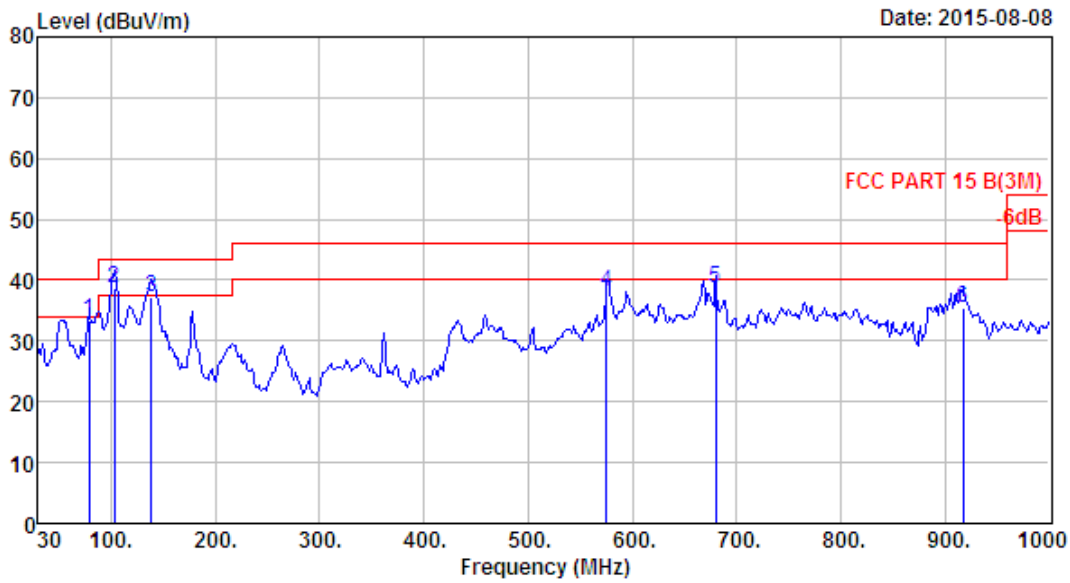
Site no. : 966 1# chamber Data no. : 795
 Dis. / Ant. : 3m 27137 Ant. pol. : HORIZONTAL
 Limit : FCC PART 15 B(3M)
 Env. / Ins. : Temp:23.6';Humi:56%;Press:101.52kPa
 Engineer : Tony
 EUT : LED TV
 Power : AC 120V/60Hz
 M/N : WE75NC4210
 Test Mode : IEEE 802.11n HT20 CH7 2442TX
 Antenna b

	Freq. (MHz)	ANT Factor (dB/m)	Cable Loss (dB)	Reading (dBuV)	Emission Level (dBuV/m)	Limit (dBuV/m)	Margin (dB)	Remark
1	127.00	11.34	1.50	25.41	38.25	43.50	5.25	QP
2	156.10	10.61	1.67	25.12	37.40	43.50	6.10	QP
3	597.45	19.55	3.39	16.90	39.84	46.00	6.16	QP
4	626.55	20.12	3.48	17.95	41.55	46.00	4.45	QP
5	679.90	20.29	3.66	18.19	42.14	46.00	3.86	QP
6	927.25	24.27	4.50	12.00	40.77	46.00	5.23	QP



Site no. : 966 1# chamber Data no. : 796
 Dis. / Ant. : 3m 27137 Ant. pol. : VERTICAL
 Limit : FCC PART 15 B(3M)
 Env. / Ins. : Temp:23.6';Humi:56%;Press:101.52kPa
 Engineer : Tony
 EUT : LED TV
 Power : AC 120V/60Hz
 M/N : WE75NC4210
 Test Mode : IEEE 802.11n HT20 CH7 2442TX
 Antenna b

	Freq. (MHz)	ANT Factor (dB/m)	Cable Loss (dB)	Reading (dBuV)	Emission Level (dBuV/m)	Limit (dBuV/m)	Margin (dB)	Remark
1	57.16	5.06	0.99	25.08	31.13	40.00	8.87	QP
2	105.66	10.05	1.41	27.82	39.28	43.50	4.22	QP
3	138.64	11.42	1.54	25.66	38.62	43.50	4.88	QP
4	458.74	16.80	3.00	13.83	33.63	46.00	12.37	QP
5	580.96	19.49	3.37	16.07	38.93	46.00	7.07	QP
6	679.90	20.29	3.66	14.59	38.54	46.00	7.46	QP

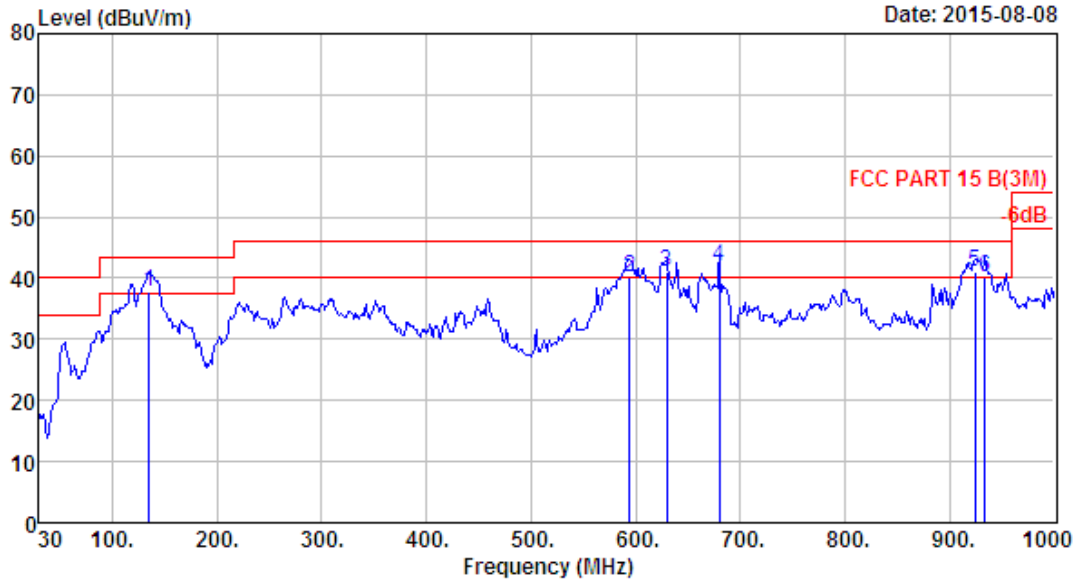


Date: 2015-08-08

Site no. : 966 1# chamber Data no. : 797
 Dis. / Ant. : 3m 27137 Ant. pol. : VERTICAL
 Limit : FCC PART 15 B(3M)
 Env. / Ins. : Temp:23.6';Humi:56%;Press:101.52kPa
 Engineer : Tony
 EUI : LED TV
 Power : AC 120V/60Hz
 M/N : WE75NC4210
 Test Mode : IEEE 802.11n HT20 CH13 2472TX
 Antenna b

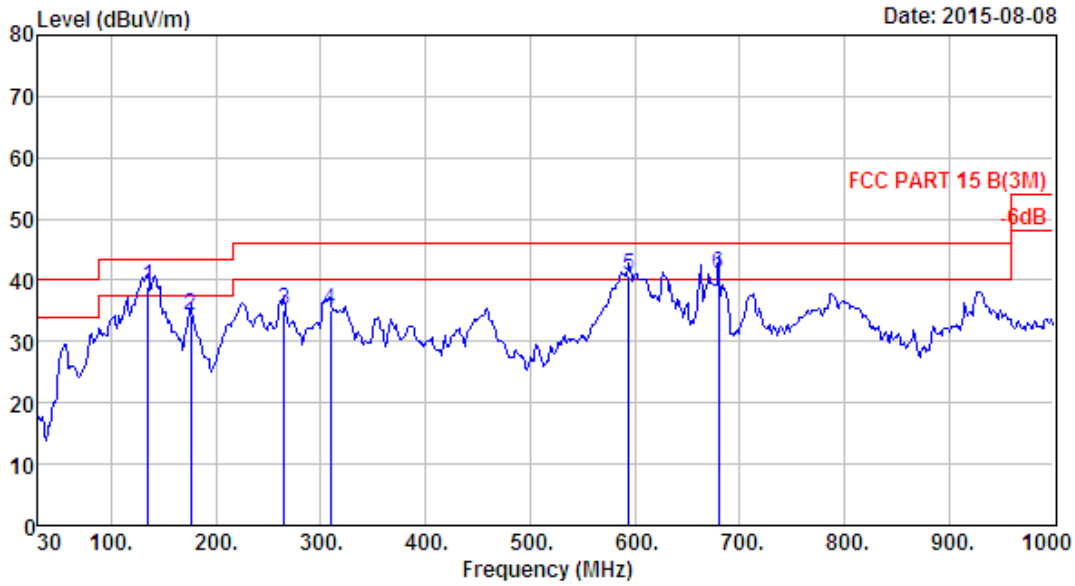
	Freq. (MHz)	ANT Factor (dB/m)	Cable Loss (dB)	Reading (dBuV)	Emission Level (dBuV/m)	Limit (dBuV/m)	Margin (dB)	Remark
1	78.50	6.89	1.22	25.21	33.32	40.00	6.68	QP
2	102.75	9.75	1.35	27.67	38.77	43.50	4.73	QP
3	138.64	11.42	1.54	24.22	37.18	43.50	6.32	QP
4	575.14	19.55	3.40	15.08	38.03	46.00	7.97	QP
5	679.90	20.29	3.66	14.74	38.69	46.00	7.31	QP
6	917.55	23.84	4.38	7.32	35.54	46.00	10.46	QP





Site no. : 966 1# chamber Data no. : 798
 Dis. / Ant. : 3m 27137 Ant. pol. : HORIZONTAL
 Limit : FCC PART 15 B(3M)
 Env. / Ins. : Temp:23.6';Humi:56%;Press:101.52kPa
 Engineer : Tony
 EUT : LED TV
 Power : AC 120V/60Hz
 M/N : WE75NC4210
 Test Mode : IEEE 802.11n HT20 CH13 2472TX
 Antenna b

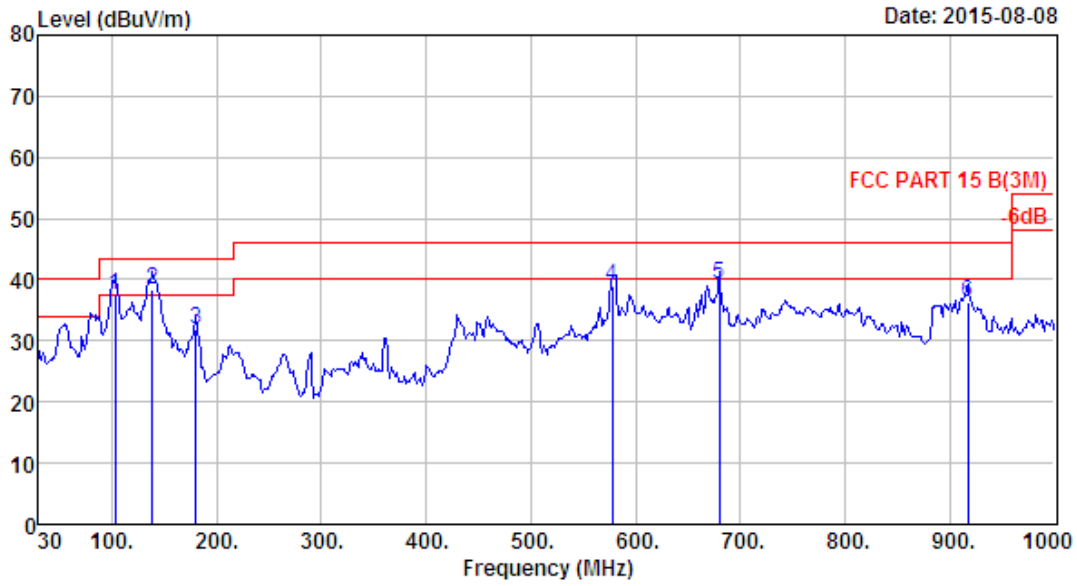
	Freq. (MHz)	ANT Factor (dB/m)	Cable Loss (dB)	Reading (dBuV)	Emission Level (dBuV/m)	Limit (dBuV/m)	Margin (dB)	Remark
1	134.76	11.37	1.57	24.73	37.67	43.50	5.83	QP
2	594.54	19.51	3.33	17.32	40.16	46.00	5.84	QP
3	629.46	20.16	3.43	17.37	40.96	46.00	5.04	QP
4	679.90	20.29	3.66	17.99	41.94	46.00	4.06	QP
5	924.34	24.13	4.50	12.50	41.13	46.00	4.87	QP
6	934.04	24.53	4.63	11.11	40.27	46.00	5.73	QP



Date: 2015-08-08

Site no. : 966 1# chamber Data no. : 799
 Dis. / Ant. : 3m 27137 Ant. pol. : HORIZONTAL
 Limit : FCC PART 15 B(3M)
 Env. / Ins. : Temp:23.6°;Humi:56%;Press:101.52kPa
 Engineer : Tony
 EUT : LED TV
 Power : AC 120V/60Hz
 M/N : WE75NC4210
 Test Mode : IEEE 802.11n HT40 CH1 2422TX
 Antenna b

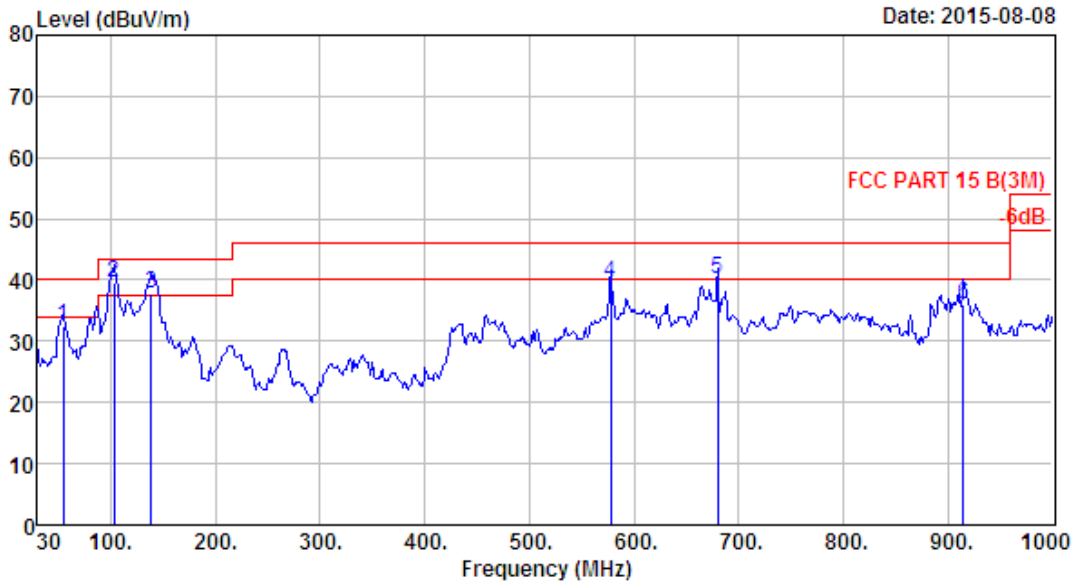
	Freq. (MHz)	ANT Factor (dB/m)	Cable Loss (dB)	Reading (dBuV)	Emission Level (dBuV/m)	Limit (dBuV/m)	Margin (dB)	Remark
1	134.76	11.37	1.57	25.96	38.90	43.50	4.60	QP
2	175.50	8.98	1.68	23.69	34.35	43.50	9.15	QP
3	264.74	12.94	2.28	19.87	35.09	46.00	10.91	QP
4	309.36	13.18	2.36	19.73	35.27	46.00	10.73	QP
5	594.54	19.51	3.33	18.04	40.88	46.00	5.12	QP
6	679.90	20.29	3.66	17.12	41.07	46.00	4.93	QP



Date: 2015-08-08

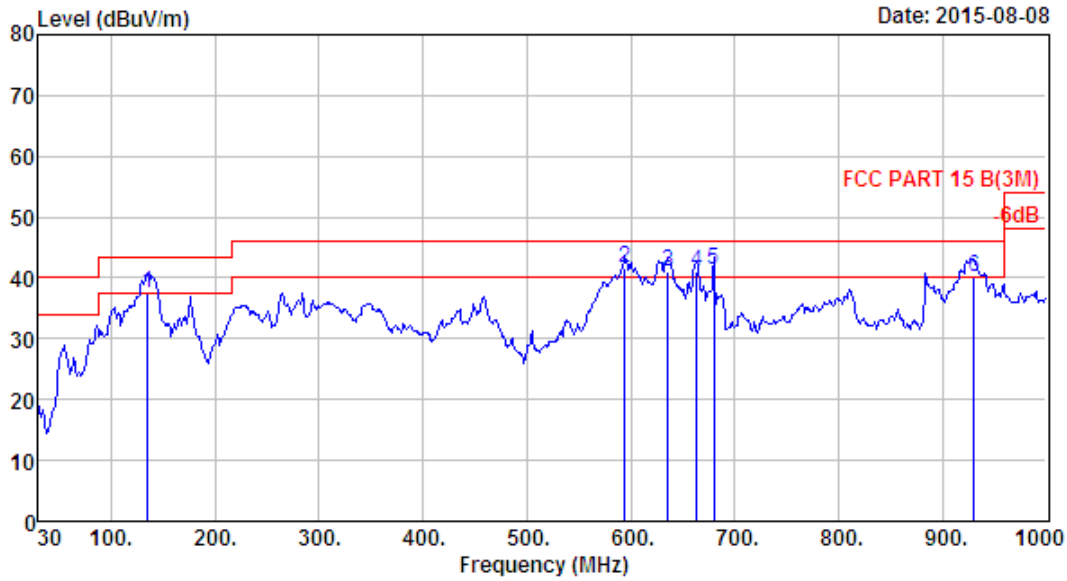
Site no. : 966 1# chamber Data no. : 800
 Dis. / Ant. : 3m 27137 Ant. pol. : VERTICAL
 Limit : FCC PART 15 B(3M)
 Env. / Ins. : Temp:23.6';Humi:56%;Press:101.52kPa
 Engineer : Tony
 EUT : LED TV
 Power : AC 120V/60Hz
 M/N : WE75NC4210
 Test Mode : IEEE 802.11n HT40 CH1 2422TX
 Antenna b

	Freq. (MHz)	ANT Factor (dB/m)	Cable Loss (dB)	Reading (dBuV)	Emission Level (dBuV/m)	Limit (dBuV/m)	Margin (dB)	Remark
1	102.75	9.75	1.35	26.30	37.40	43.50	6.10	QP
2	138.64	11.42	1.54	25.28	38.24	43.50	5.26	QP
3	180.35	8.95	1.70	21.24	31.89	43.50	11.61	QP
4	578.05	19.52	3.32	16.00	38.84	46.00	7.16	QP
5	679.90	20.29	3.66	15.32	39.27	46.00	6.73	QP
6	917.55	23.84	4.38	7.94	36.16	46.00	9.84	QP



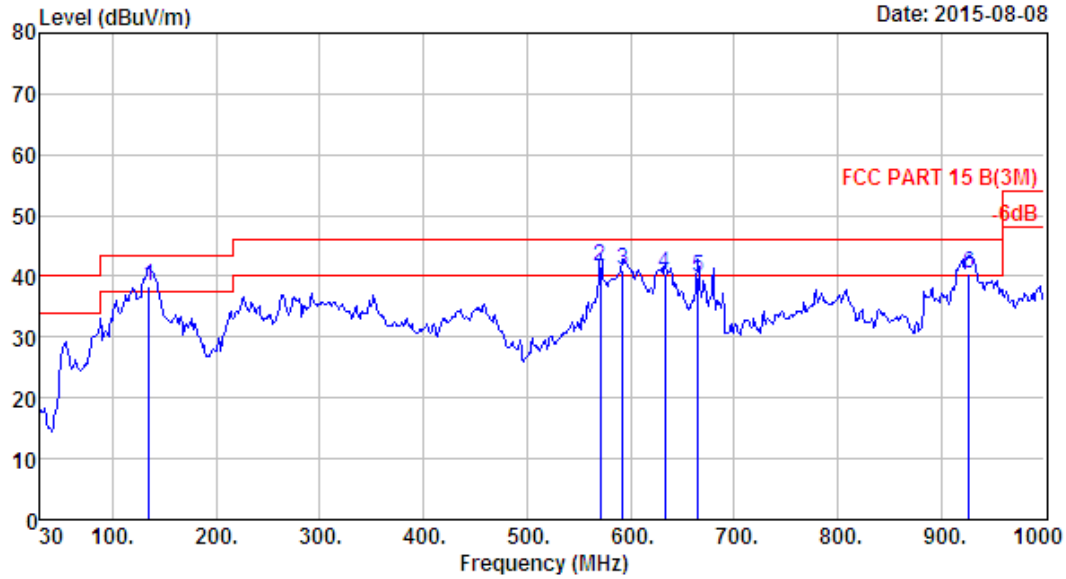
Site no. : 966 1# chamber Data no. : 801
 Dis. / Ant. : 3m 27137 Ant. pol. : VERTICAL
 Limit : FCC PART 15 B(3M)
 Env. / Ins. : Temp:23.6';Humi:56%;Press:101.52kPa
 Engineer : Tony
 EUT : LED TV
 Power : AC 120V/60Hz
 M/N : WE75NC4210
 Test Mode : IEEE 802.11n HT40 CH5 2442TX
 Antenna b

	Freq. (MHz)	ANT Factor (dB/m)	Cable Loss (dB)	Reading (dBuV)	Emission Level (dBuV/m)	Limit (dBuV/m)	Margin (dB)	Remark
1	54.25	5.82	0.93	25.82	32.57	40.00	7.43	QP
2	102.75	9.75	1.35	28.37	39.47	43.50	4.03	QP
3	138.64	11.42	1.54	24.95	37.91	43.50	5.59	QP
4	578.05	19.52	3.32	16.80	39.64	46.00	6.36	QP
5	679.90	20.29	3.66	16.10	40.05	46.00	5.95	QP
6	914.64	23.73	4.40	7.91	36.04	46.00	9.96	QP



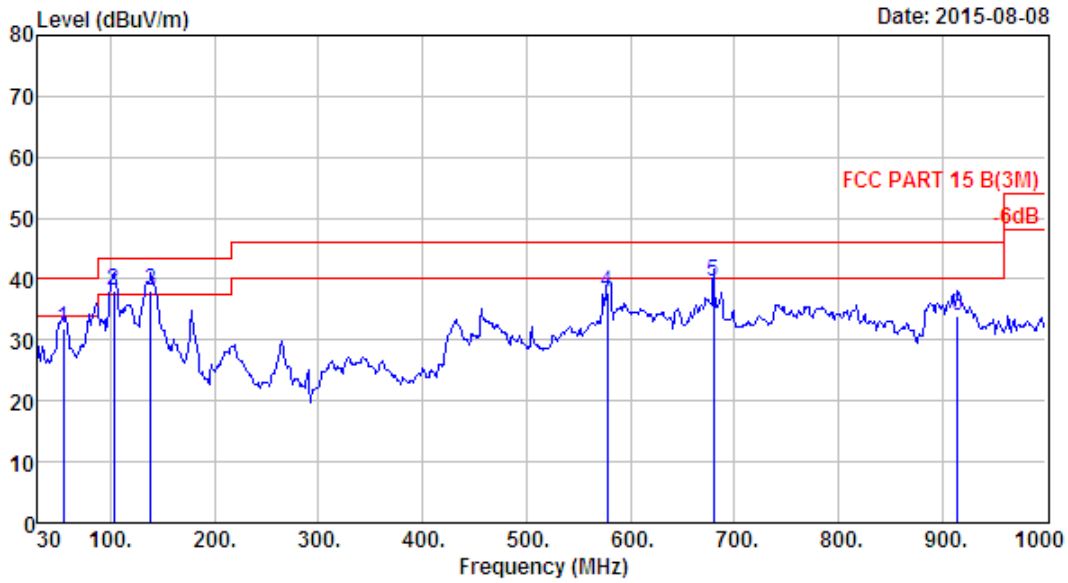
Site no. : 966 1# chamber Data no. : 802
 Dis. / Ant. : 3m 27137 Ant. pol. : HORIZONTAL
 Limit : FCC PART 15 B(3M)
 Env. / Ins. : Temp:23.6';Humi:56%;Press:101.52kPa
 Engineer : Tony
 EUT : LED TV
 Power : AC 120V/60Hz
 M/N : WE75NC4210
 Test Mode : IEEE 802.11n HT40 CH5 2442TX
 Antenna b

	Freq. (MHz)	ANT Factor (dB/m)	Cable Loss (dB)	Reading (dBuV)	Emission Level (dBuV/m)	Limit (dBuV/m)	Margin (dB)	Remark
1	134.76	11.37	1.57	24.66	37.60	43.50	5.90	QP
2	594.54	19.51	3.33	18.72	41.56	46.00	4.44	QP
3	636.25	20.07	3.50	17.54	41.11	46.00	4.89	QP
4	663.41	20.12	3.59	17.22	40.93	46.00	5.07	QP
5	679.90	20.29	3.66	17.36	41.31	46.00	4.69	QP
6	930.16	24.41	4.50	11.14	40.05	46.00	5.95	QP



Site no. : 966 1# chamber Data no. : 803
 Dis. / Ant. : 3m 27137 Ant. pol. : HORIZONTAL
 Limit : FCC PART 15 B(3M)
 Env. / Ins. : Temp:23.6°;Humi:56%;Press:101.52kPa
 Engineer : Tony
 EUT : LED TV
 Power : AC 120V/60Hz
 M/N : WE75NC4210
 Test Mode : IEEE 802.11n HT40 CH9 2462TX
 Antenna b

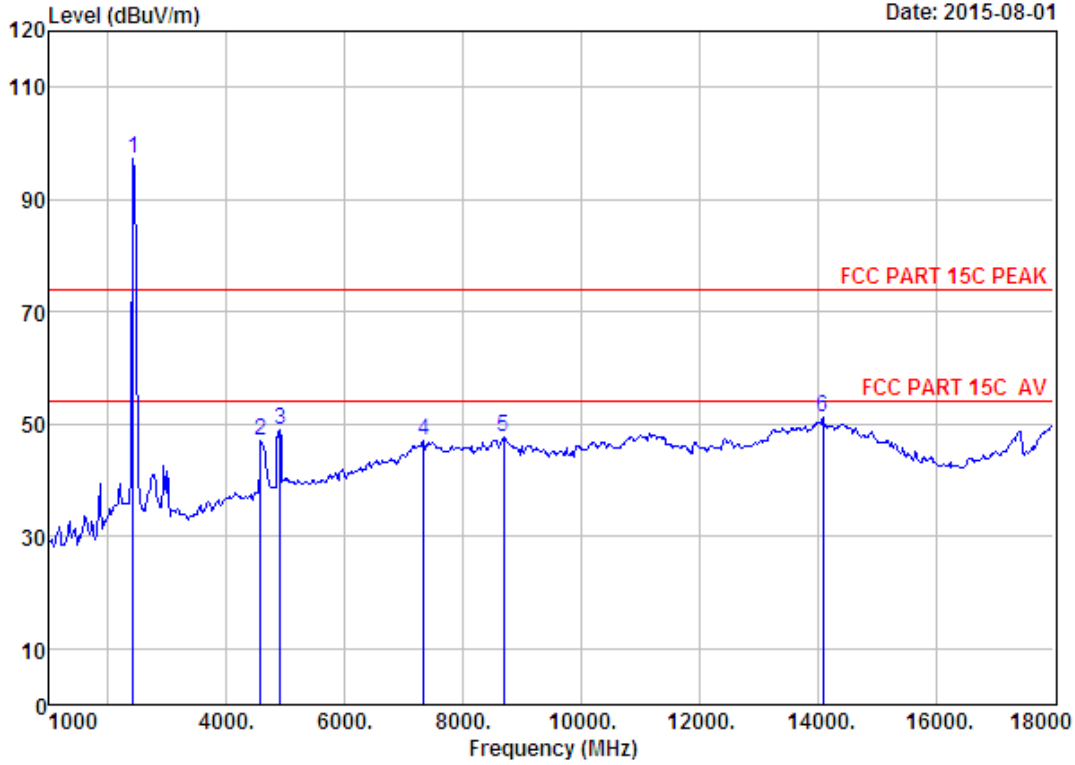
	Freq. (MHz)	ANT Factor (dB/m)	Cable Loss (dB)	Reading (dBuV)	Emission Level (dBuV/m)	Limit (dBuV/m)	Margin (dB)	Remark
1	134.76	11.37	1.57	25.40	38.34	43.50	5.16	QP
2	571.26	19.59	3.35	18.62	41.56	46.00	4.44	QP
3	592.60	19.48	3.36	18.05	40.89	46.00	5.11	QP
4	633.34	20.12	3.52	16.71	40.35	46.00	5.65	QP
5	665.35	20.15	3.63	16.00	39.78	46.00	6.22	QP
6	927.25	24.27	4.50	11.56	40.33	46.00	5.67	QP



Site no. : 966 1# chamber Data no. : 804
 Dis. / Ant. : 3m 27137 Ant. pol. : VERTICAL
 Limit : FCC PART 15 B(3M)
 Env. / Ins. : Temp:23.6';Humi:56%;Press:101.52kPa
 Engineer : Tony
 EUI : LED TV
 Power : AC 120V/60Hz
 M/N : WE75NC4210
 Test Mode : IEEE 802.11n HT40 CH9 2462TX
 Antenna b

	Freq. (MHz)	ANT Factor (dB/m)	Cable Loss (dB)	Reading (dBuV)	Emission Level (dBuV/m)	Limit (dBuV/m)	Margin (dB)	Remark
1	54.25	5.82	0.93	25.20	31.95	40.00	8.05	QP
2	102.75	9.75	1.35	26.86	37.96	43.50	5.54	QP
3	138.64	11.42	1.54	25.16	38.12	43.50	5.38	QP
4	578.05	19.52	3.32	14.93	37.77	46.00	8.23	QP
5	679.90	20.29	3.66	15.68	39.63	46.00	6.37	QP
6	914.64	23.73	4.40	5.88	34.01	46.00	11.99	QP

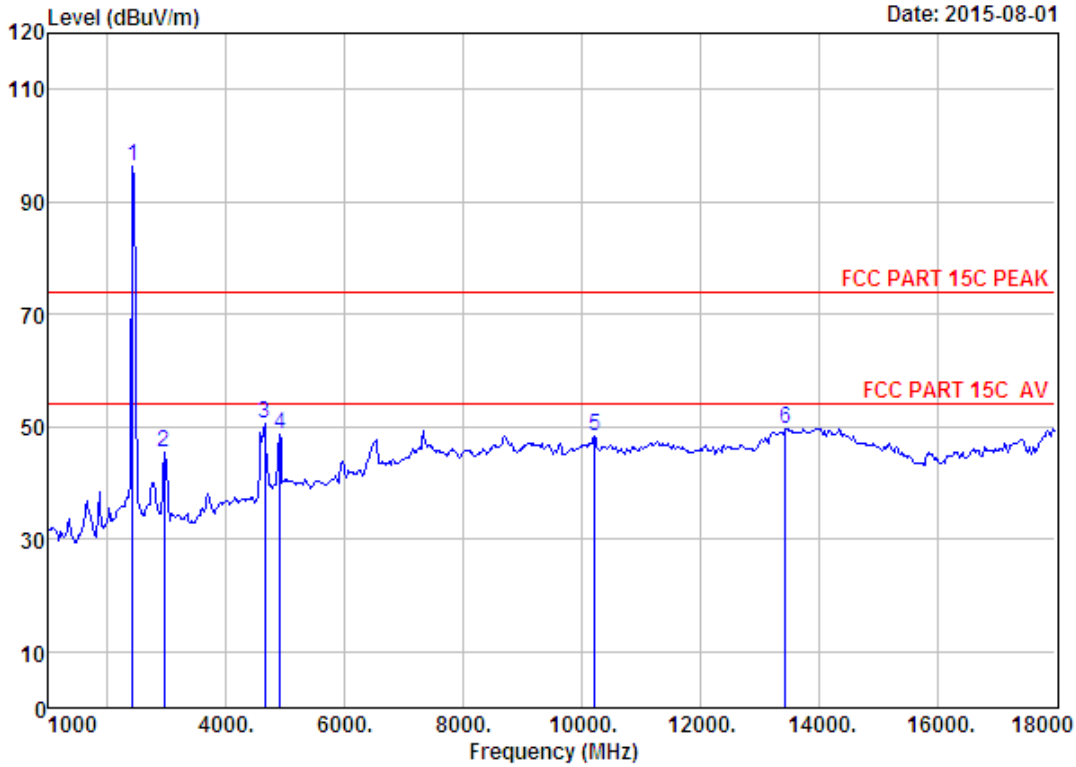
1000-18000 MHz



Site no. : 1# 966 chamber Data no. : 629
 Dis. / Ant. : 3m ANT 1-18G Ant. pol. : HORIZONTAL
 Limit : FCC PART 15C PEAK
 Env. / Ins. : Temp:23.6';Humi:56%;Press:101.52kPa
 Engineer : Tony
 EUT : LED TV
 Power : AC 120V/60Hz
 M/N : WE75NC4210
 Test Mode : IEEE 802.11b CH1 2412TX
 Antenna a

	Freq. (MHz)	Ant. Factor (dB/m)	Cable Loss (dB)	Amp Factor (dB)	Reading (dBuV)	Emission Level (dBuV/m)	Limits (dBuV/m)	Margin (dB)	Remark
1	2412.00	27.60	6.64	34.64	97.72	97.32	74.00	-23.32	Peak
2	4570.00	30.74	10.72	35.61	41.11	46.96	74.00	27.04	Peak
3	4910.00	31.42	12.22	35.87	41.22	48.99	74.00	25.01	Peak
4	7341.00	36.56	11.58	34.17	33.12	47.09	74.00	26.91	Peak
5	8684.00	37.32	11.45	33.66	32.52	47.63	74.00	26.37	Peak
6	14090.00	41.54	10.91	33.13	31.74	51.06	74.00	22.94	Peak

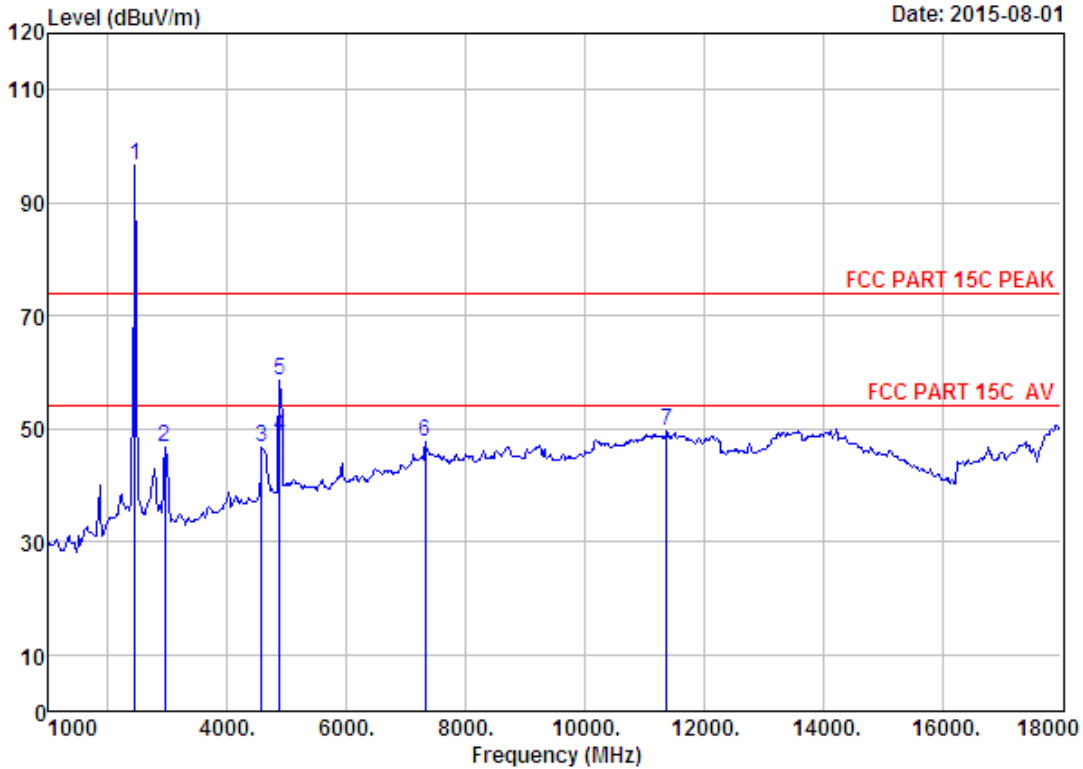
Remarks: 1. Emission Level= Antenna Factor + Cable Loss - Amp Factor + Reading.
 2. The emission levels that are 20dB below the official limit are not reported.



Site no. : 1# 966 chamber Data no. : 630
 Dis. / Ant. : 3m ANT 1-18G Ant. pol. : VERTICAL
 Limit : FCC PART 15C PEAK
 Env. / Ins. : Temp:23.6';Humi:56%;Press:101.52kPa
 Engineer : Tony
 EUT : LED TV
 Power : AC 120V/60Hz
 M/N : WE75NC4210
 Test Mode : IEEE 802.11b CH1 2412TX
 Antenna a

	Freq. (MHz)	Ant. Factor (dB/m)	Cable Loss (dB)	Amp Factor (dB)	Reading (dBuV)	Emission Level (dBuV/m)	Limits (dBuV/m)	Margin (dB)	Remark
1	2412.00	27.60	6.64	34.64	96.81	96.41	74.00	-22.41	Peak
2	2955.00	28.12	8.82	37.21	45.68	45.41	74.00	28.59	Peak
3	4655.00	30.94	11.09	35.57	44.07	50.53	74.00	23.47	Peak
4	4910.00	31.42	12.22	35.87	40.94	48.71	74.00	25.29	Peak
5	10214.00	38.48	11.47	34.50	32.83	48.28	74.00	25.72	Peak
6	13444.00	39.95	11.49	32.74	31.01	49.71	74.00	24.29	Peak

Remarks: 1. Emission Level= Antenna Factor + Cable Loss - Amp Factor + Reading.
 2. The emission levels that are 20dB below the official limit are not reported.

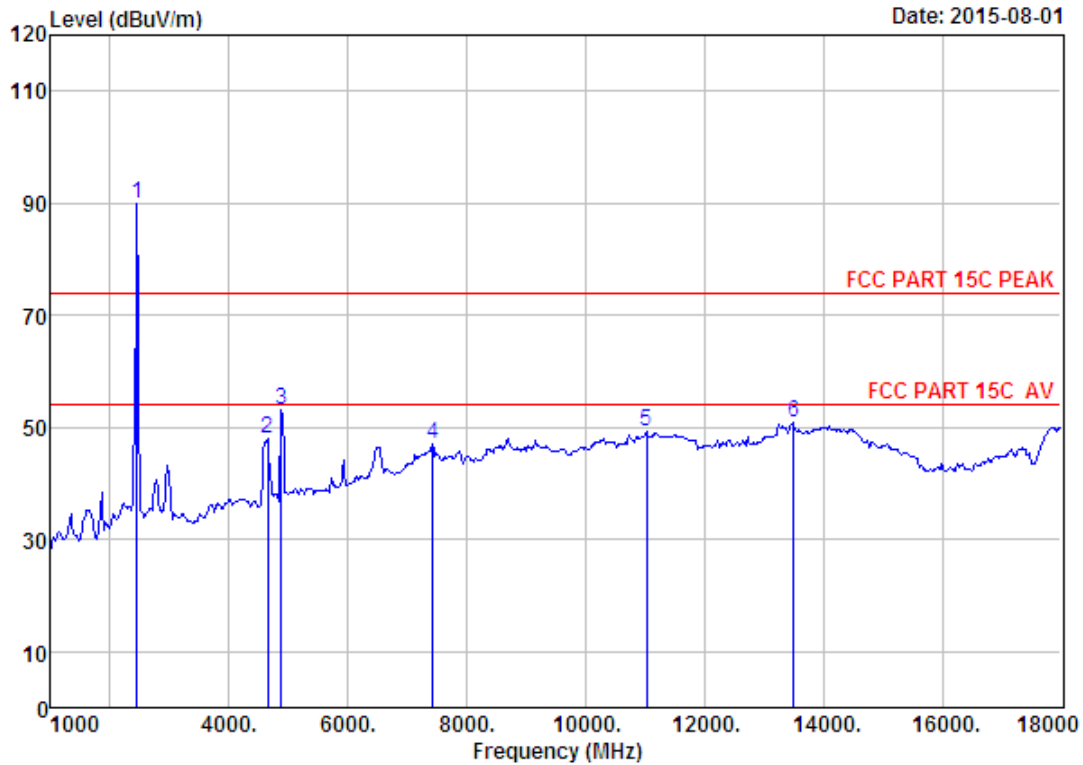


Date: 2015-08-01

Site no. : 1# 966 chamber Data no. : 633
 Dis. / Ant. : 3m ANT 1-18G Ant. pol. : HORIZONTAL
 Limit : FCC PART 15C PEAK
 Env. / Ins. : Temp:23.6';Humi:56%;Press:101.52kPa
 Engineer : Tony
 EUT : LED TV
 Power : AC 120V/60Hz
 M/N : WE75NC4210
 Test Mode : IEEE 802.11b CH7 2442TX
 Antenna a

	Freq. (MHz)	Ant. Factor (dB/m)	Cable Loss (dB)	Amp Factor (dB)	Reading (dBuV)	Emission Level (dBuV/m)	Limits (dBuV/m)	Margin (dB)	Remark
1	2442.00	27.60	6.67	34.85	97.36	96.78	74.00	-22.78	Peak
2	2955.00	28.12	8.82	37.21	47.12	46.85	74.00	27.15	Peak
3	4570.00	30.74	10.72	35.61	40.92	46.77	74.00	27.23	Peak
4	4884.00	31.37	12.07	35.82	40.87	48.49	54.00	5.51	Average
5	4884.00	31.37	12.07	35.82	50.89	58.51	74.00	15.49	Peak
6	7324.00	36.55	11.57	34.14	33.76	47.74	74.00	26.26	Peak
7	11370.00	39.28	11.02	33.51	32.96	49.75	74.00	24.25	Peak

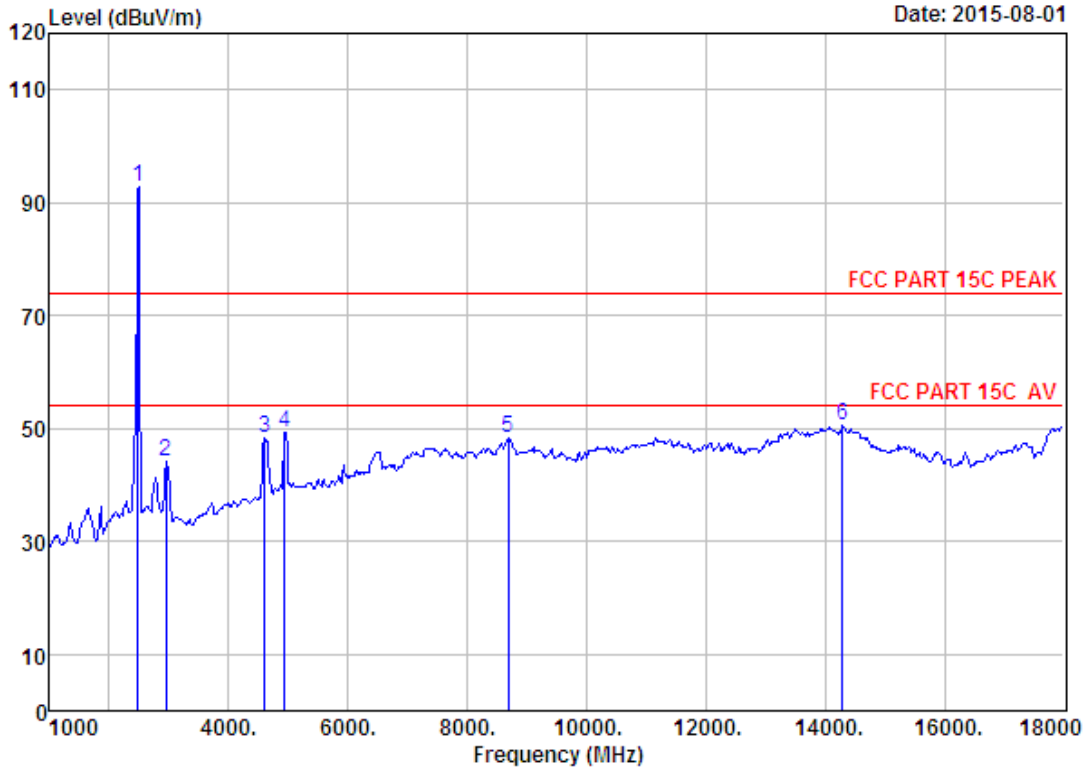
Remarks: 1. Emission Level= Antenna Factor + Cable Loss - Amp Factor + Reading.
 2. The emission levels that are 20dB below the official limit are not reported.



Site no. : 1# 966 chamber Data no. : 634
 Dis. / Ant. : 3m ANT 1-18G Ant. pol. : VERTICAL
 Limit : FCC PART 15C PEAK
 Env. / Ins. : Temp:23.6';Humi:56%;Press:101.52kPa
 Engineer : Tony
 EUT : LED TV
 Power : AC 120V/60Hz
 M/N : WE75NC4210
 Test Mode : IEEE 802.11b CH7 2442TX
 Antenna a

	Freq. (MHz)	Ant. Factor (dB/m)	Cable Loss (dB)	Amp Factor (dB)	Reading (dBuV)	Emission Level (dBuV/m)	Limits (dBuV/m)	Margin (dB)	Remark
1	2442.00	27.60	6.67	34.85	90.44	89.86	74.00	-15.86	Peak
2	4655.00	30.94	11.09	35.57	41.50	47.96	74.00	26.04	Peak
3	4884.00	31.37	12.07	35.82	45.63	53.25	74.00	20.75	Peak
4	7426.00	36.56	11.60	34.22	33.06	47.00	74.00	27.00	Peak
5	11030.00	39.50	11.27	33.98	32.40	49.19	74.00	24.81	Peak
6	13495.00	40.07	11.50	32.65	32.05	50.97	74.00	23.03	Peak

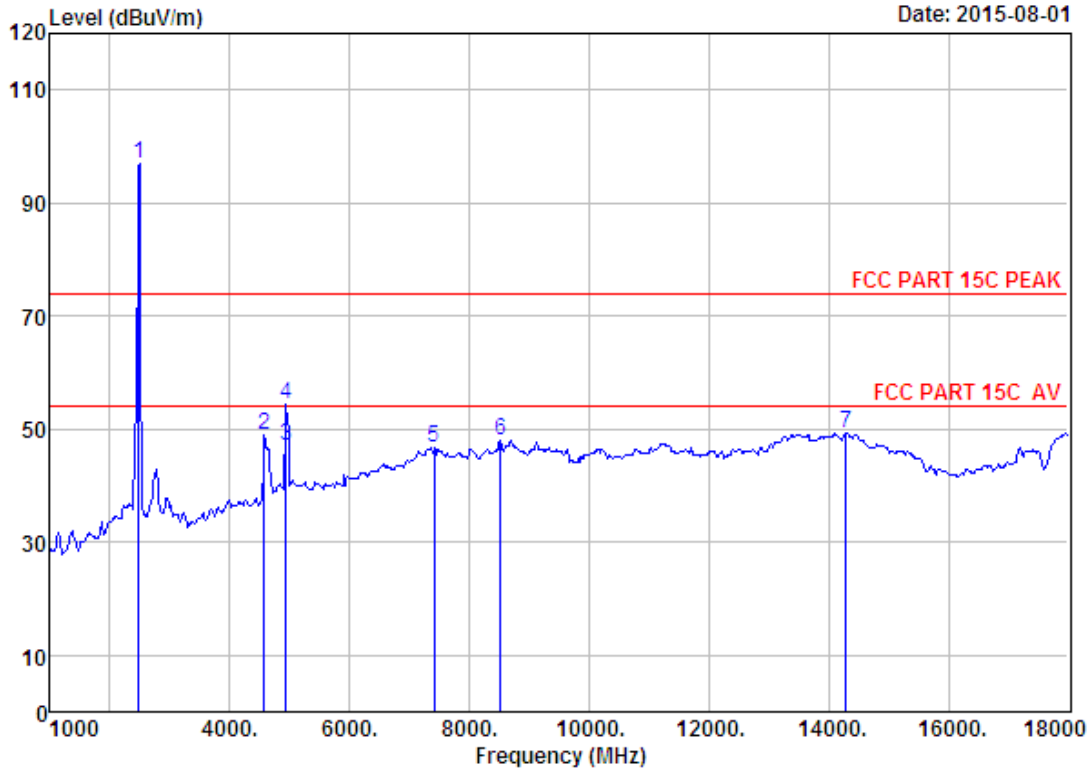
Remarks: 1. Emission Level= Antenna Factor + Cable Loss - Amp Factor + Reading.
 2. The emission levels that are 20dB below the official limit are not reported.



Site no. : 1# 966 chamber Data no. : 635
 Dis. / Ant. : 3m ANT 1-18G Ant. pol. : VERTICAL
 Limit : FCC PART 15C PEAK
 Env. / Ins. : Temp:23.6';Humi:56%;Press:101.52kPa
 Engineer : Tony
 EUT : LED TV
 Power : AC 120V/60Hz
 M/N : WE75NC4210
 Test Mode : IEEE 802.11b CH13 2472TX
 Antenna a

	Freq. (MHz)	Ant. Factor (dB/m)	Cable Loss (dB)	Amp Factor (dB)	Reading (dBuV)	Emission Level (dBuV/m)	Limits (dBuV/m)	Margin (dB)	Remark
1	2472.00	27.58	6.71	35.11	93.54	92.72	74.00	-18.72	Peak
2	2955.00	28.12	8.82	37.21	44.56	44.29	74.00	29.71	Peak
3	4604.00	30.80	10.87	35.59	42.23	48.31	74.00	25.69	Peak
4	4944.00	31.47	12.37	35.96	41.39	49.27	74.00	24.73	Peak
5	8684.00	37.32	11.45	33.66	33.29	48.40	74.00	25.60	Peak
6	14294.00	41.71	10.92	33.42	31.24	50.45	74.00	23.55	Peak

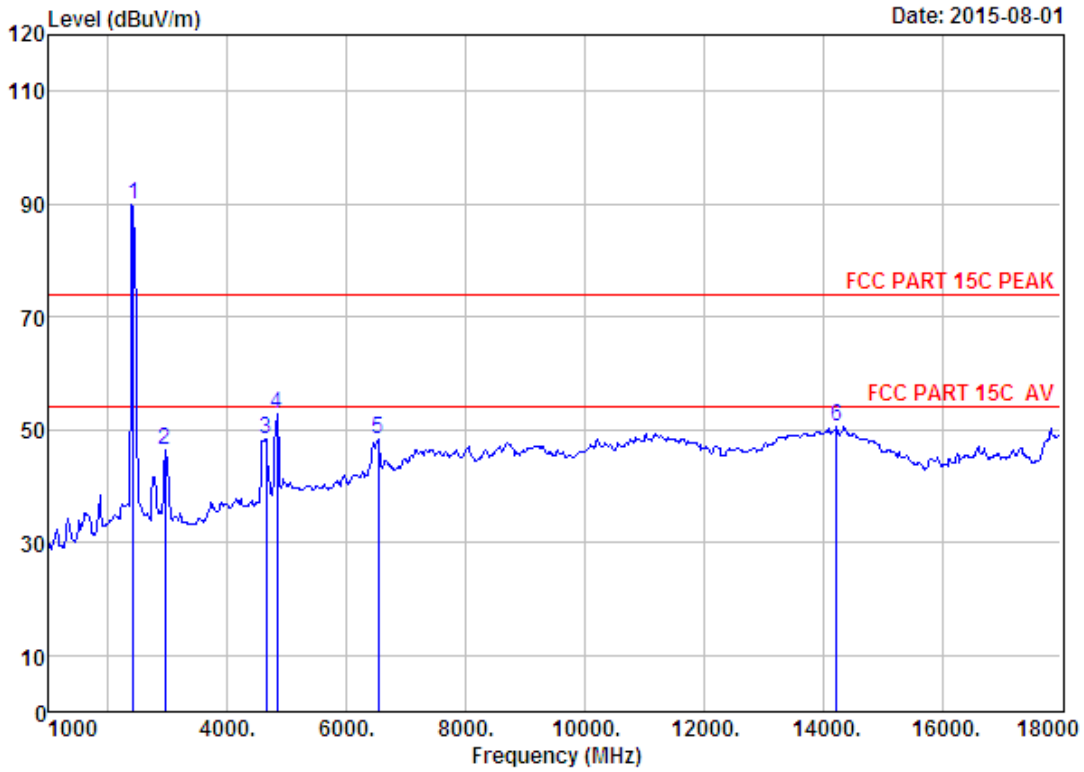
Remarks: 1. Emission Level= Antenna Factor + Cable Loss - Amp Factor + Reading.
 2. The emission levels that are 20dB below the official limit are not reported.



Site no. : 1# 966 chamber Data no. : 636
 Dis. / Ant. : 3m ANT 1-18G Ant. pol. : HORIZONTAL
 Limit : FCC PART 15C PEAK
 Env. / Ins. : Temp:23.6';Humi:56%;Press:101.52kPa
 Engineer : Tony
 EUT : LED TV
 Power : AC 120V/60Hz
 M/N : WE75NC4210
 Test Mode : IEEE 802.11b CH13 2472TX
 Antenna a

	Freq. (MHz)	Ant. Factor (dB/m)	Cable Loss (dB)	Amp Factor (dB)	Reading (dBuV)	Emission Level (dBuV/m)	Limits (dBuV/m)	Margin (dB)	Remark
1	2472.00	27.58	6.71	35.11	97.74	96.92	74.00	-22.92	Peak
2	4570.00	30.74	10.72	35.61	43.06	48.91	74.00	25.09	Peak
3	4944.00	31.47	12.37	35.96	39.26	47.14	54.00	6.86	Average
4	4944.00	31.47	12.37	35.96	46.45	54.33	74.00	19.67	Peak
5	7409.00	36.58	11.60	34.23	32.86	46.81	74.00	27.19	Peak
6	8514.00	36.96	11.45	34.07	33.70	48.04	74.00	25.96	Peak
7	14294.00	41.71	10.92	33.42	30.20	49.41	74.00	24.59	Peak

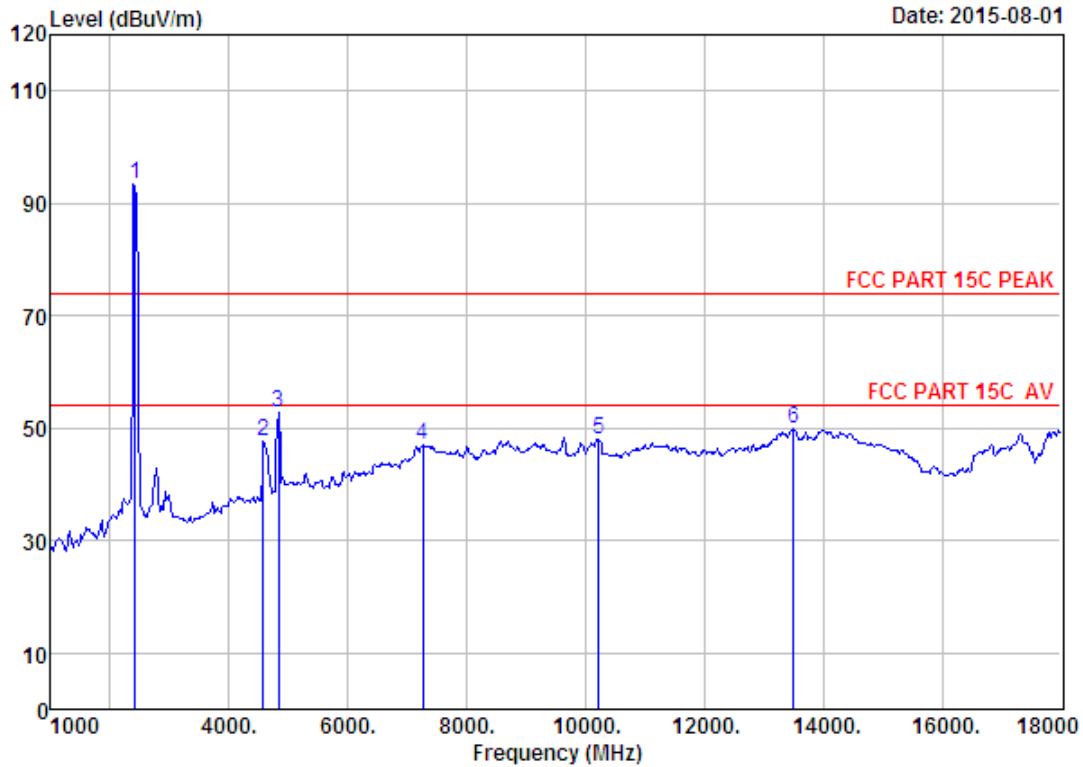
Remarks: 1. Emission Level= Antenna Factor + Cable Loss - Amp Factor + Reading.
 2. The emission levels that are 20dB below the official limit are not reported.



Site no. : 1# 966 chamber Data no. : 639
 Dis. / Ant. : 3m ANT 1-18G Ant. pol. : VERTICAL
 Limit : FCC PART 15C PEAK
 Env. / Ins. : Temp:23.6';Humi:56%;Press:101.52kPa
 Engineer : Tony
 EUT : LED TV
 Power : AC 120V/60Hz
 M/N : WE75NC4210
 Test Mode : IEEE 802.11g CH1 2412TX
 Antenna a

	Freq. (MHz)	Ant. Factor (dB/m)	Cable Loss (dB)	Amp Factor (dB)	Reading (dBuV)	Emission Level (dBuV/m)	Limits (dBuV/m)	Margin (dB)	Remark
1	2412.00	27.60	6.64	34.64	90.19	89.79	74.00	-15.79	Peak
2	2955.00	28.12	8.82	37.21	46.62	46.35	74.00	27.65	Peak
3	4655.00	30.94	11.09	35.57	41.94	48.40	74.00	25.60	Peak
4	4824.00	31.28	11.84	35.66	45.42	52.88	74.00	21.12	Peak
5	6525.00	34.29	12.20	34.97	36.67	48.19	74.00	25.81	Peak
6	14226.00	41.66	10.91	33.41	31.51	50.67	74.00	23.33	Peak

Remarks: 1. Emission Level= Antenna Factor + Cable Loss - Amp Factor + Reading.
 2. The emission levels that are 20dB below the official limit are not reported.

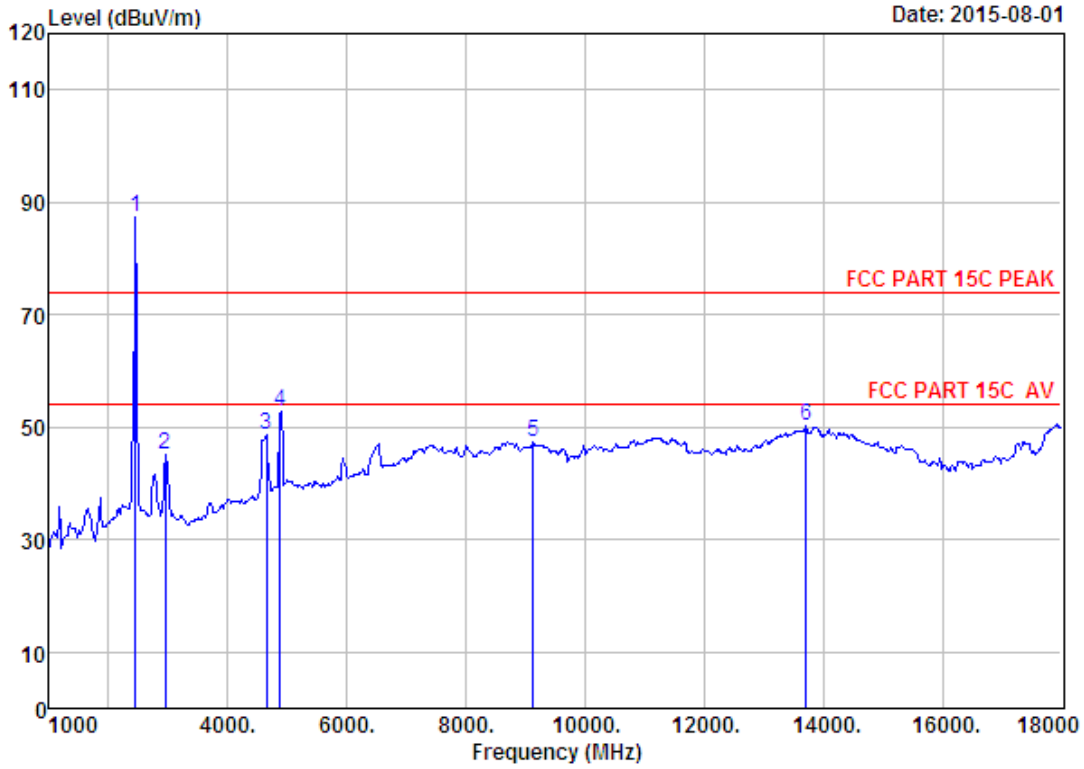


Site no. : 1# 966 chamber Data no. : 640
 Dis. / Ant. : 3m ANT 1-18G Ant. pol. : HORIZONTAL
 Limit : FCC PART 15C PEAK
 Env. / Ins. : Temp:23.6';Humi:56%;Press:101.52kPa
 Engineer : Tony
 EUT : LED TV
 Power : AC 120V/60Hz
 M/N : WE75NC4210
 Test Mode : IEEE 802.11g CH1 2412TX
 Antenna a

	Freq. (MHz)	Ant. Factor (dB/m)	Cable Loss (dB)	Amp Factor (dB)	Reading (dBuV)	Emission Level (dBuV/m)	Limits (dBuV/m)	Margin (dB)	Remark
1	2412.00	27.60	6.64	34.64	93.80	93.40	74.00	-19.40	Peak
2	4570.00	30.74	10.72	35.61	41.84	47.69	74.00	26.31	Peak
3	4824.00	31.28	11.84	35.66	45.18	52.64	74.00	21.36	Peak
4	7256.00	36.53	11.55	34.02	33.13	47.19	74.00	26.81	Peak
5	10214.00	38.48	11.47	34.50	32.60	48.05	74.00	25.95	Peak
6	13495.00	40.07	11.50	32.65	30.93	49.85	74.00	24.15	Peak

Remarks: 1. Emission Level= Antenna Factor + Cable Loss - Amp Factor + Reading.
 2. The emission levels that are 20dB below the official limit are not reported.

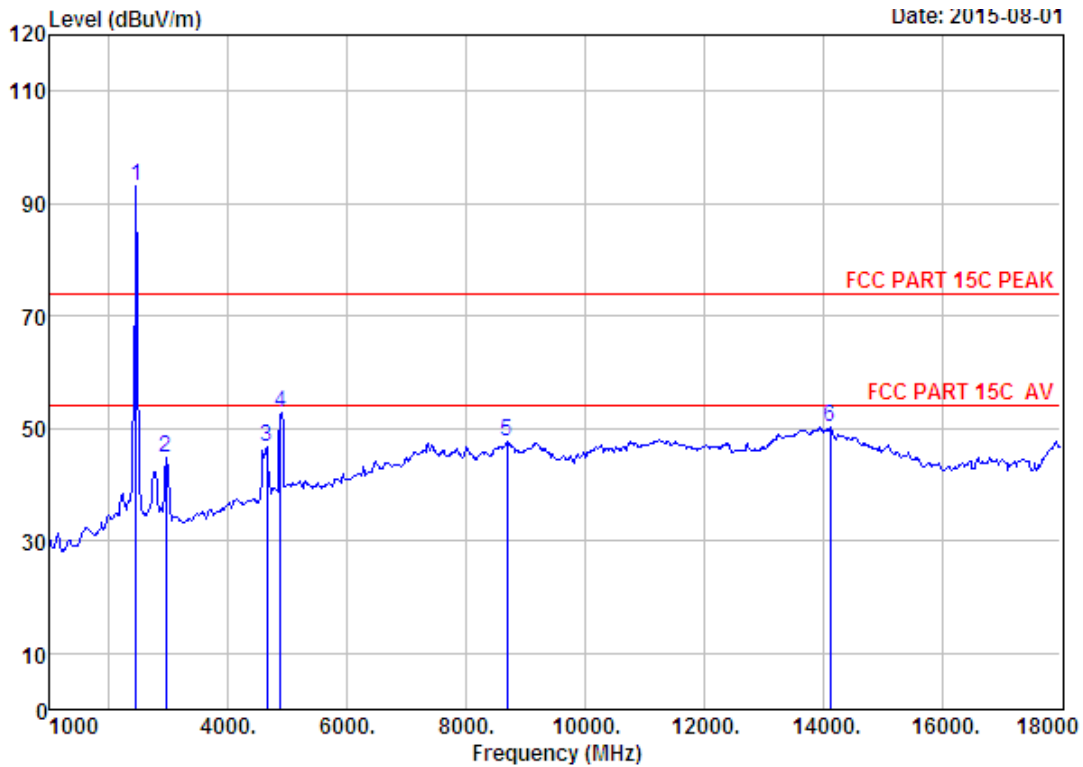




Site no. : 1# 966 chamber Data no. : 643
 Dis. / Ant. : 3m ANT 1-18G Ant. pol. : VERTICAL
 Limit : FCC PART 15C PEAK
 Env. / Ins. : Temp:23.6';Humi:56%;Press:101.52kPa
 Engineer : Tony
 EUT : LED TV
 Power : AC 120V/60Hz
 M/N : WE75NC4210
 Test Mode : IEEE 802.11g CH7 2442TX
 Antenna a

	Freq. (MHz)	Ant. Factor (dB/m)	Cable Loss (dB)	Amp Factor (dB)	Reading (dBuV)	Emission Level (dBuV/m)	Limits (dBuV/m)	Margin (dB)	Remark
1	2442.00	27.60	6.67	34.85	88.09	87.51	74.00	-13.51	Peak
2	2955.00	28.12	8.82	37.21	45.39	45.12	74.00	28.88	Peak
3	4655.00	30.94	11.09	35.57	42.21	48.67	74.00	25.33	Peak
4	4884.00	31.37	12.07	35.82	45.06	52.68	74.00	21.32	Peak
5	9126.00	37.62	11.52	34.09	32.37	47.42	74.00	26.58	Peak
6	13716.00	40.69	11.24	32.94	31.16	50.15	74.00	23.85	Peak

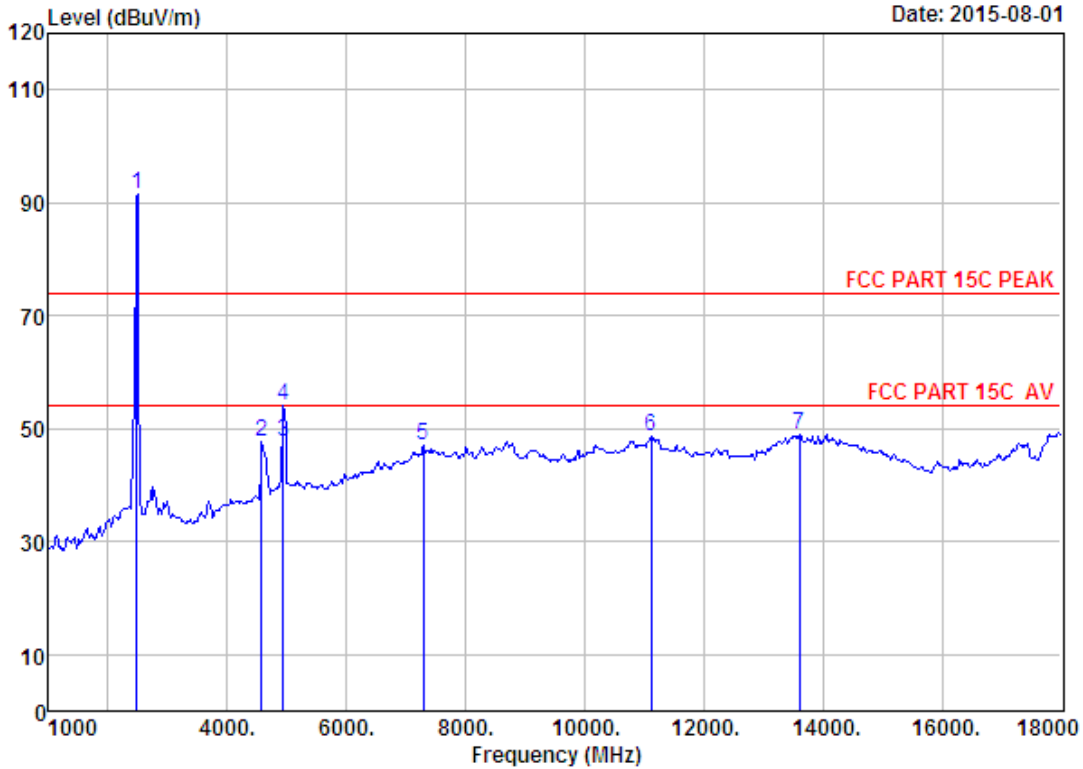
Remarks: 1. Emission Level= Antenna Factor + Cable Loss - Amp Factor + Reading.
 2. The emission levels that are 20dB below the official limit are not reported.



Site no. : 1# 966 chamber Data no. : 644
 Dis. / Ant. : 3m ANT 1-18G Ant. pol. : HORIZONTAL
 Limit : FCC PART 15C PEAK
 Env. / Ins. : Temp:23.6';Humi:56%;Press:101.52kPa
 Engineer : Tony
 EUT : LED TV
 Power : AC 120V/60Hz
 M/N : WE75NC4210
 Test Mode : IEEE 802.11g CH7 2442TX
 Antenna a

	Freq. (MHz)	Ant. Factor (dB/m)	Cable Loss (dB)	Amp Factor (dB)	Reading (dBuV)	Emission Level (dBuV/m)	Limits (dBuV/m)	Margin (dB)	Remark
1	2442.00	27.60	6.67	34.85	93.68	93.10	74.00	-19.10	Peak
2	2955.00	28.12	8.82	37.21	45.13	44.86	74.00	29.14	Peak
3	4655.00	30.94	11.09	35.57	40.20	46.66	74.00	27.34	Peak
4	4884.00	31.37	12.07	35.82	45.20	52.82	74.00	21.18	Peak
5	8684.00	37.32	11.45	33.66	32.52	47.63	74.00	26.37	Peak
6	14124.00	41.57	10.91	33.22	31.02	50.28	74.00	23.72	Peak

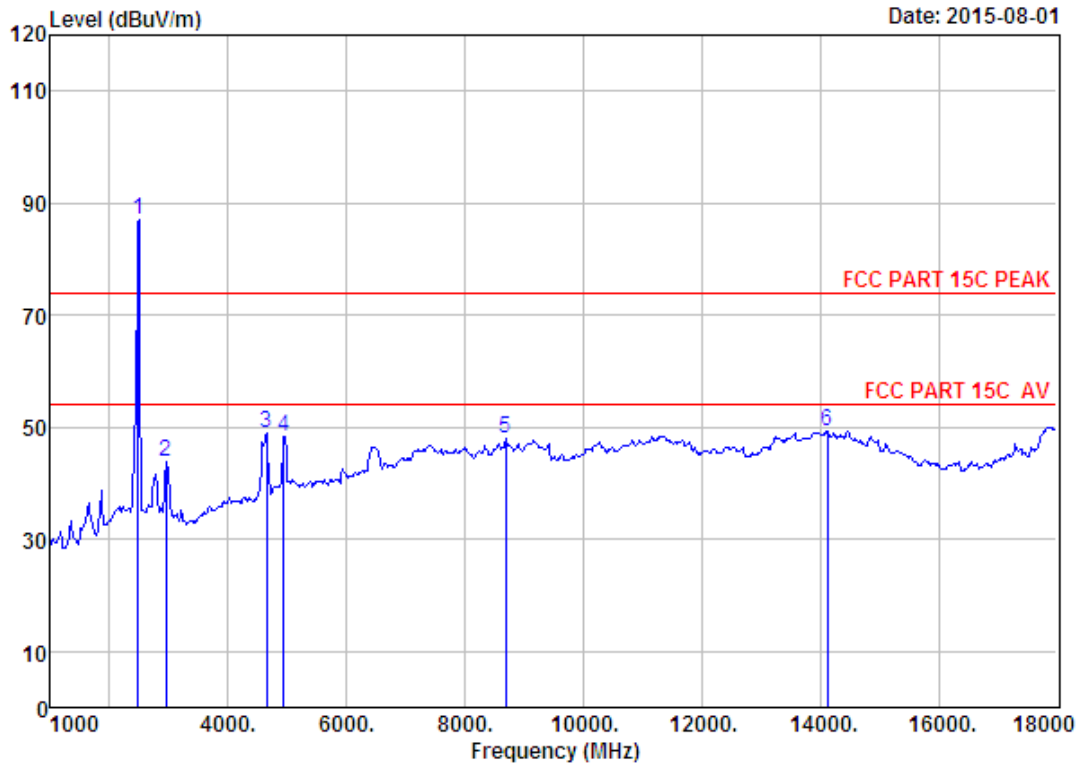
Remarks: 1. Emission Level= Antenna Factor + Cable Loss - Amp Factor + Reading.
 2. The emission levels that are 20dB below the official limit are not reported.



Site no. : 1# 966 chamber Data no. : 645
 Dis. / Ant. : 3m ANT 1-18G Ant. pol. : HORIZONTAL
 Limit : FCC PART 15C PEAK
 Env. / Ins. : Temp:23.6';Humi:56%;Press:101.52kPa
 Engineer : Tony
 EUT : LED TV
 Power : AC 120V/60Hz
 M/N : WE75NC4210
 Test Mode : IEEE 802.11g CH13 2472TX
 Antenna a

	Freq. (MHz)	Ant. Factor (dB/m)	Cable Loss (dB)	Amp Factor (dB)	Reading (dBuV)	Emission Level (dBuV/m)	Limits (dBuV/m)	Margin (dB)	Remark
1	2472.00	27.58	6.71	35.11	92.19	91.37	74.00	-17.37	Peak
2	4570.00	30.74	10.72	35.61	41.92	47.77	74.00	26.23	Peak
3	4944.00	31.47	12.37	35.96	39.69	47.57	54.00	6.43	Average
4	4944.00	31.47	12.37	35.96	46.34	54.22	74.00	19.78	Peak
5	7290.00	36.54	11.56	34.09	33.05	47.06	74.00	26.94	Peak
6	11115.00	39.44	11.20	33.55	31.39	48.48	74.00	25.52	Peak
7	13614.00	40.40	11.36	32.68	29.83	48.91	74.00	25.09	Peak

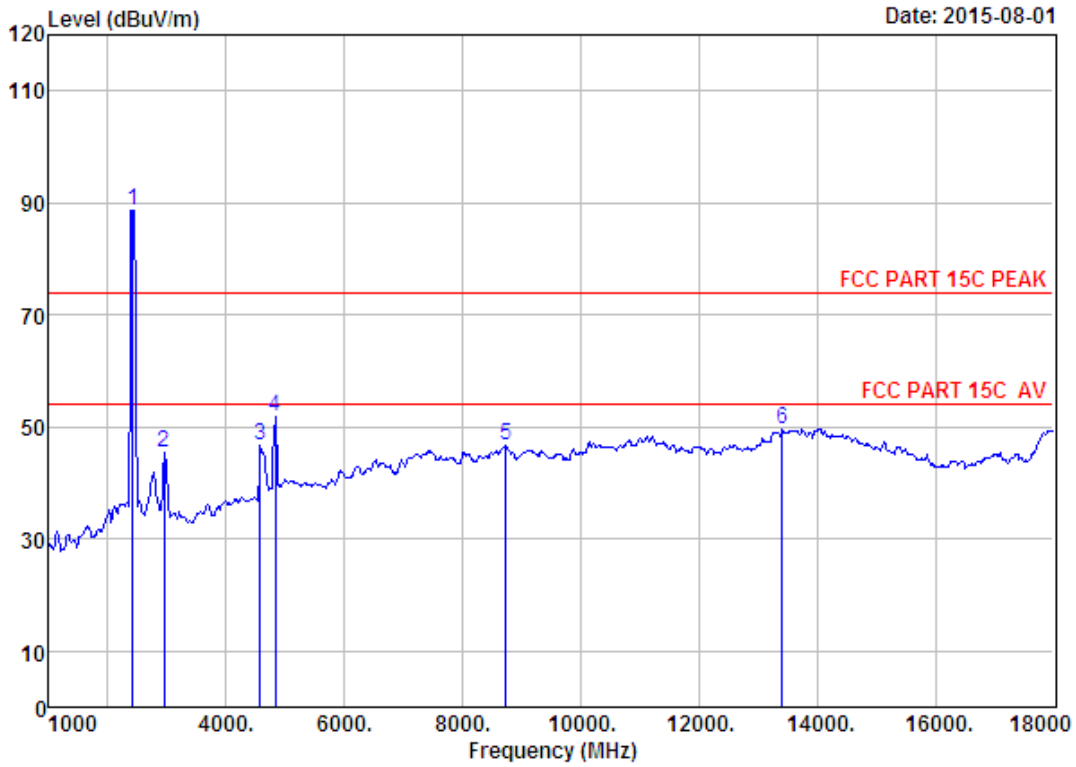
Remarks: 1. Emission Level= Antenna Factor + Cable Loss - Amp Factor + Reading.
 2. The emission levels that are 20dB below the official limit are not reported.



Site no. : 1# 966 chamber Data no. : 646
 Dis. / Ant. : 3m ANT 1-18G Ant. pol. : VERTICAL
 Limit : FCC PART 15C PEAK
 Env. / Ins. : Temp:23.6';Humi:56%;Press:101.52kPa
 Engineer : Tony
 EUT : LED TV
 Power : AC 120V/60Hz
 M/N : WE75NC4210
 Test Mode : IEEE 802.11g CH13 2472TX
 Antenna a

	Freq. (MHz)	Ant. Factor (dB/m)	Cable Loss (dB)	Amp Factor (dB)	Reading (dBuV)	Emission Level (dBuV/m)	Limits (dBuV/m)	Margin (dB)	Remark
1	2472.00	27.58	6.71	35.11	87.96	87.14	74.00	-13.14	Peak
2	2955.00	28.12	8.82	37.21	44.20	43.93	74.00	30.07	Peak
3	4655.00	30.94	11.09	35.57	42.56	49.02	74.00	24.98	Peak
4	4944.00	31.47	12.37	35.96	40.44	48.32	74.00	25.68	Peak
5	8684.00	37.32	11.45	33.66	32.75	47.86	74.00	26.14	Peak
6	14124.00	41.57	10.91	33.22	29.95	49.21	74.00	24.79	Peak

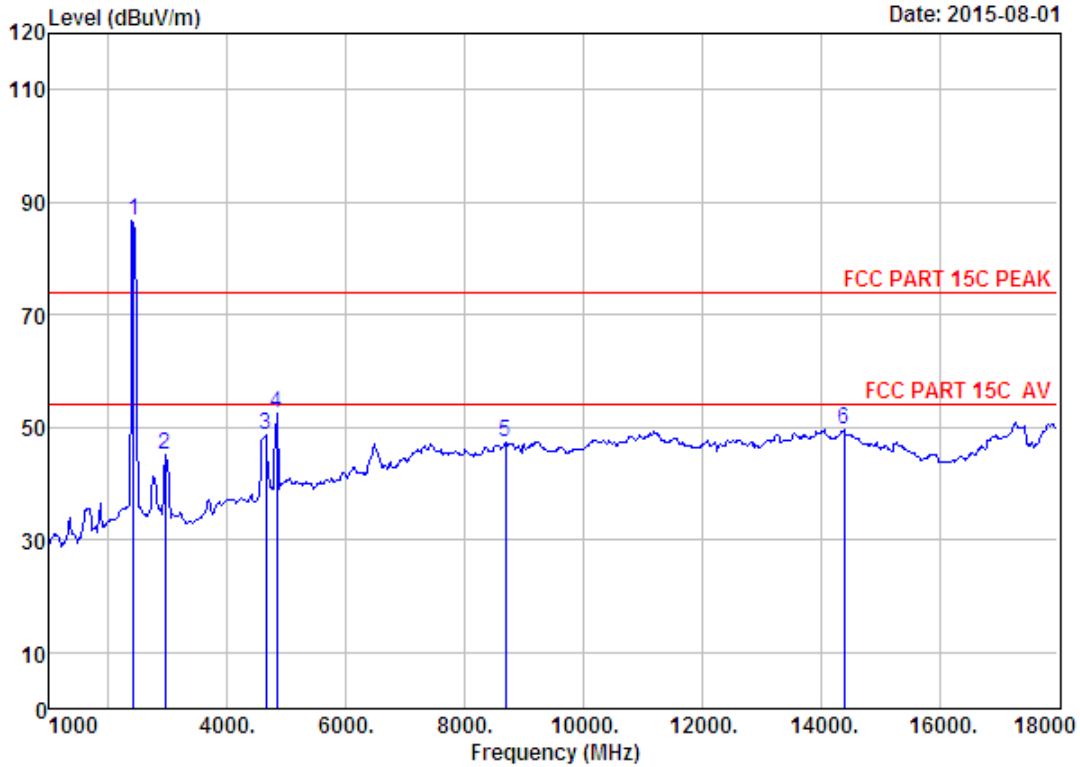
Remarks: 1. Emission Level= Antenna Factor + Cable Loss - Amp Factor + Reading.
 2. The emission levels that are 20dB below the official limit are not reported.



Site no. : 1# 966 chamber Data no. : 649
 Dis. / Ant. : 3m ANT 1-18G Ant. pol. : HORIZONTAL
 Limit : FCC PART 15C PEAK
 Env. / Ins. : Temp:23.6%;Humi:56%;Press:101.52kPa
 Engineer : Tony
 EUT : LED TV
 Power : AC 120V/60Hz
 M/N : WE75NC4210
 Test Mode : IEEE 802.11n HT20 CH1 2412TX
 Antenna a

	Freq. (MHz)	Ant. Factor (dB/m)	Cable Loss (dB)	Amp Factor (dB)	Reading (dBuV)	Emission Level (dBuV/m)	Limits (dBuV/m)	Margin (dB)	Remark
1	2412.00	27.60	6.64	34.64	89.11	88.71	74.00	-14.71	Peak
2	2955.00	28.12	8.82	37.21	45.69	45.42	74.00	28.58	Peak
3	4570.00	30.74	10.72	35.61	40.94	46.79	74.00	27.21	Peak
4	4824.00	31.28	11.84	35.66	44.36	51.82	74.00	22.18	Peak
5	8735.00	37.40	11.45	33.76	31.58	46.67	74.00	27.33	Peak
6	13410.00	39.87	11.49	32.86	31.18	49.68	74.00	24.32	Peak

Remarks: 1. Emission Level= Antenna Factor + Cable Loss - Amp Factor + Reading.
 2. The emission levels that are 20dB below the official limit are not reported.

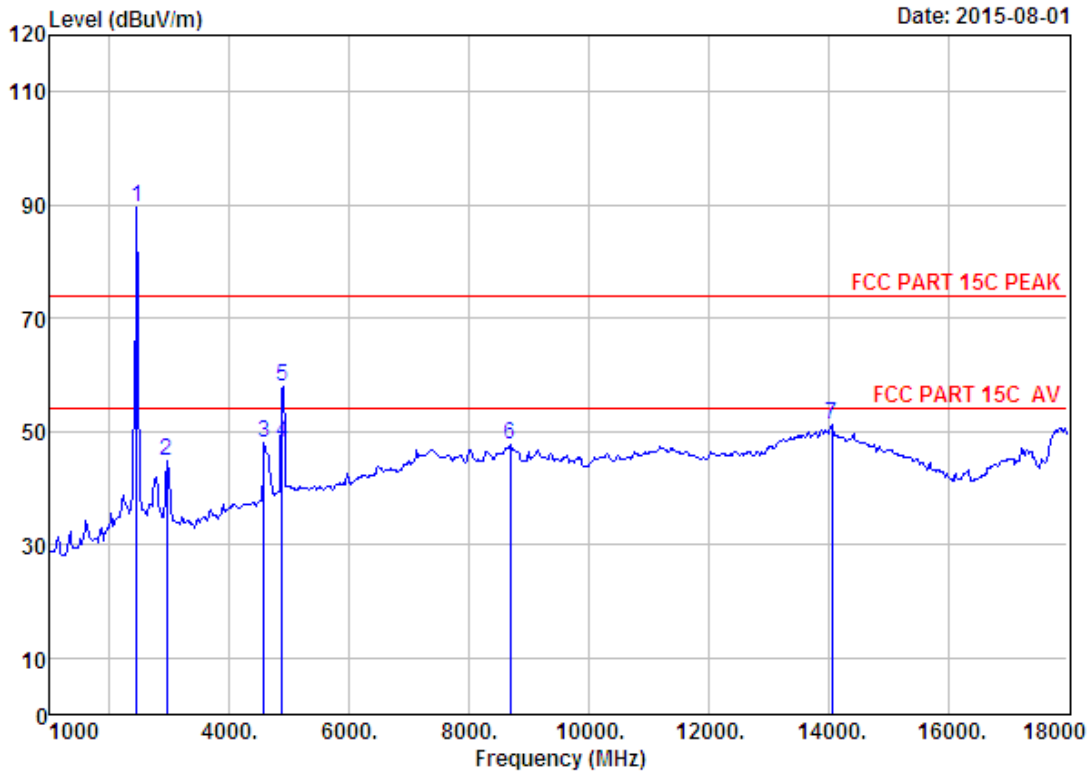


Date: 2015-08-01

Site no. : 1# 966 chamber Data no. : 650
 Dis. / Ant. : 3m ANT 1-18G Ant. pol. : VERTICAL
 Limit : FCC PART 15C PEAK
 Env. / Ins. : Temp:23.6';Humi:56%;Press:101.52kPa
 Engineer : Tony
 EUT : LED TV
 Power : AC 120V/60Hz
 M/N : WE75NC4210
 Test Mode : IEEE 802.11n HT20 CH1 2412TX
 Antenna a

	Freq. (MHz)	Ant. Factor (dB/m)	Cable Loss (dB)	Amp Factor (dB)	Reading (dBuV)	Emission Level (dBuV/m)	Limits (dBuV/m)	Margin (dB)	Remark
1	2412.00	27.60	6.64	34.64	87.18	86.78	74.00	-12.78	Peak
2	2955.00	28.12	8.82	37.21	45.49	45.22	74.00	28.78	Peak
3	4655.00	30.94	11.09	35.57	42.13	48.59	74.00	25.41	Peak
4	4824.00	31.28	11.84	35.66	45.09	52.55	74.00	21.45	Peak
5	8684.00	37.32	11.45	33.66	32.33	47.44	74.00	26.56	Peak
6	14396.00	41.79	10.92	33.39	30.20	49.52	74.00	24.48	Peak

Remarks: 1. Emission Level= Antenna Factor + Cable Loss - Amp Factor + Reading.
 2. The emission levels that are 20dB below the official limit are not reported.



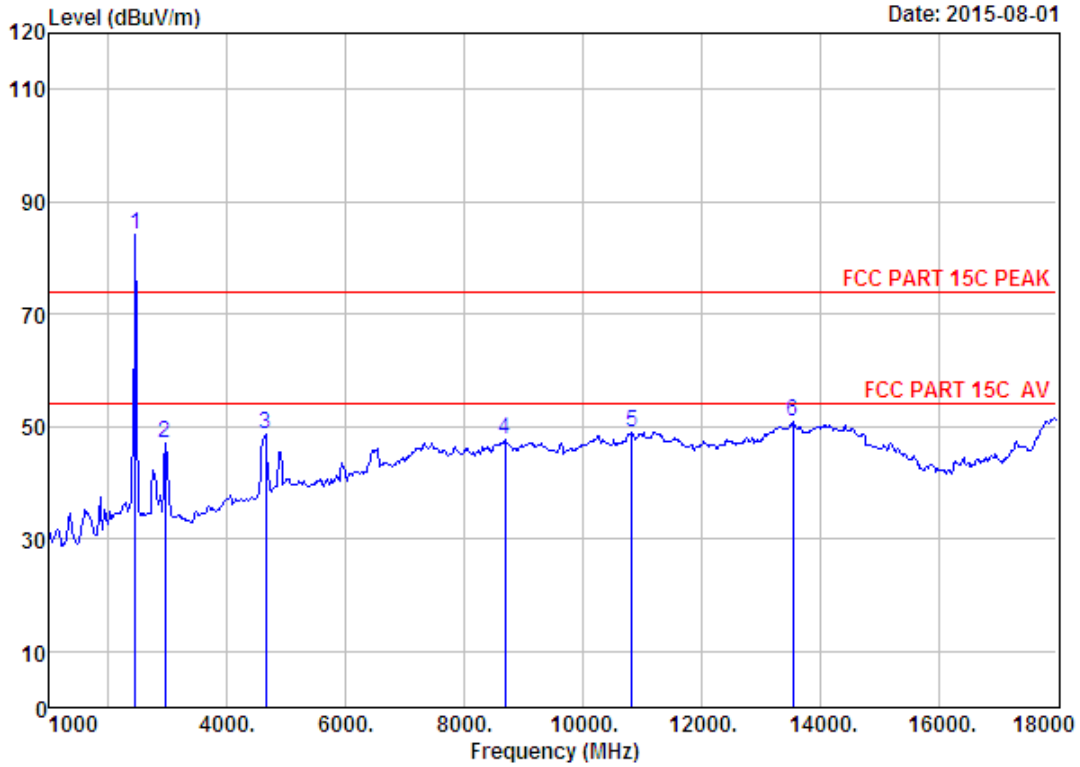
Date: 2015-08-01

Site no. : 1# 966 chamber Data no. : 653
 Dis. / Ant. : 3m ANT 1-18G Ant. pol. : HORIZONTAL
 Limit : FCC PART 15C PEAK
 Env. / Ins. : Temp:23.6';Humi:56%;Press:101.52kPa
 Engineer : Tony
 EUT : LED TV
 Power : AC 120V/60Hz
 M/N : WE75NC4210
 Test Mode : IEEE 802.11n HT20 CH7 2442TX
 Antenna a

	Freq. (MHz)	Ant. Factor (dB/m)	Cable Loss (dB)	Amp Factor (dB)	Reading (dBuV)	Emission Level (dBuV/m)	Limits (dBuV/m)	Margin (dB)	Remark
1	2442.00	27.60	6.67	34.85	90.14	89.56	74.00	-15.56	Peak
2	2955.00	28.12	8.82	37.21	44.97	44.70	74.00	29.30	Peak
3	4570.00	30.74	10.72	35.61	42.25	48.10	74.00	25.90	Peak
4	4884.00	31.37	12.07	35.82	40.25	47.87	54.00	6.13	Average
5	4884.00	31.37	12.07	35.82	50.27	57.89	74.00	16.11	Peak
6	8684.00	37.32	11.45	33.66	32.55	47.66	74.00	26.34	Peak
7	14056.00	41.51	10.90	33.06	31.73	51.08	74.00	22.92	Peak

Remarks: 1. Emission Level= Antenna Factor + Cable Loss - Amp Factor + Reading.
 2. The emission levels that are 20dB below the official limit are not reported.

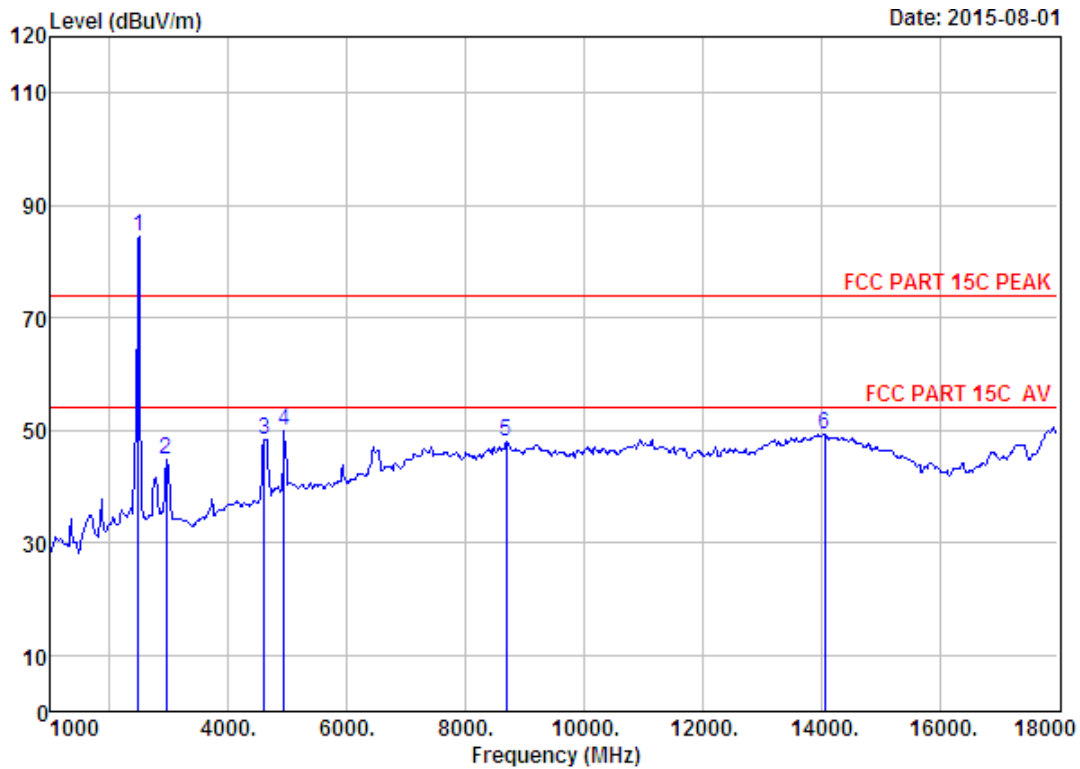




Site no. : 1# 966 chamber Data no. : 654
 Dis. / Ant. : 3m ANT 1-18G Ant. pol. : VERTICAL
 Limit : FCC PART 15C PEAK
 Env. / Ins. : Temp:23.6';Humi:56%;Press:101.52kPa
 Engineer : Tony
 EUT : LED TV
 Power : AC 120V/60Hz
 M/N : WE75NC4210
 Test Mode : IEEE 802.11n HT20 CH7 2442TX
 Antenna a

	Freq. (MHz)	Ant. Factor (dB/m)	Cable Loss (dB)	Amp Factor (dB)	Reading (dBuV)	Emission Level (dBuV/m)	Limits (dBuV/m)	Margin (dB)	Remark
1	2442.00	27.60	6.67	34.85	84.60	84.02	74.00	-10.02	Peak
2	2955.00	28.12	8.82	37.21	47.40	47.13	74.00	26.87	Peak
3	4655.00	30.94	11.09	35.57	42.33	48.79	74.00	25.21	Peak
4	8684.00	37.32	11.45	33.66	32.42	47.53	74.00	26.47	Peak
5	10826.00	39.33	11.30	34.00	32.44	49.07	74.00	24.93	Peak
6	13546.00	40.21	11.44	32.61	31.72	50.76	74.00	23.24	Peak

Remarks: 1. Emission Level= Antenna Factor + Cable Loss - Amp Factor + Reading.
 2. The emission levels that are 20dB below the official limit are not reported.

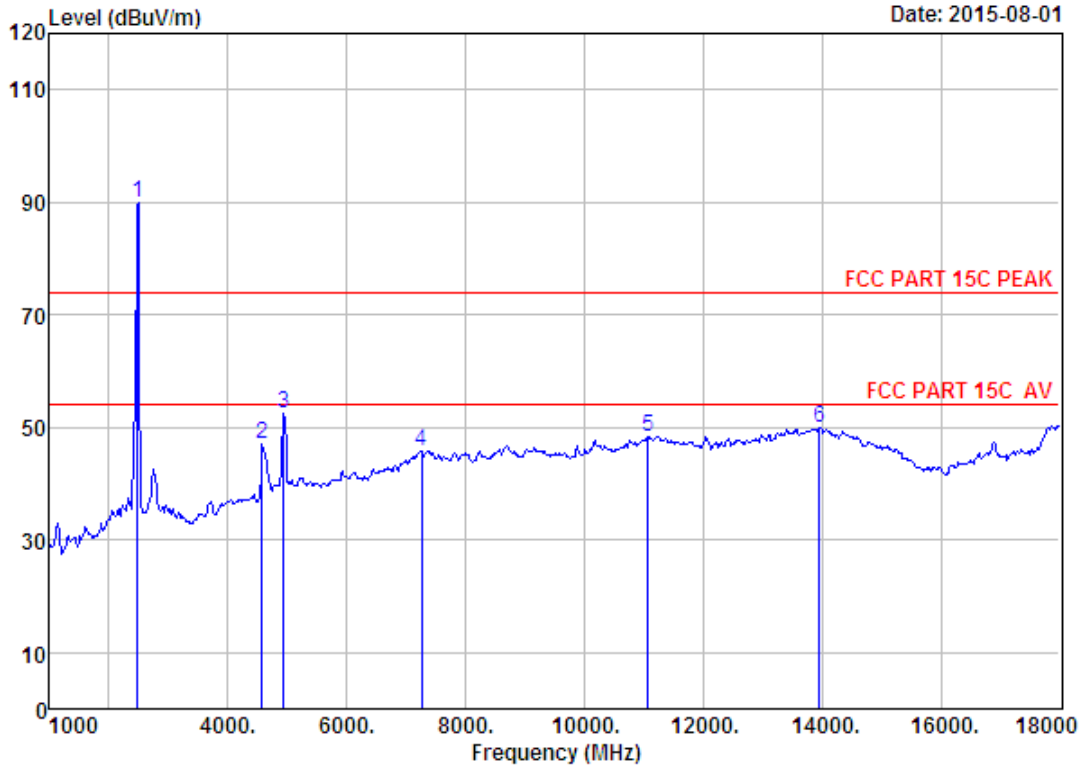


Date: 2015-08-01

Site no. : 1# 966 chamber Data no. : 655
 Dis. / Ant. : 3m ANT 1-18G Ant. pol. : VERTICAL
 Limit : FCC PART 15C PEAK
 Env. / Ins. : Temp:23.6';Humi:56%;Press:101.52kPa
 Engineer : Tony
 EUT : LED TV
 Power : AC 120V/60Hz
 M/N : WE75NC4210
 Test Mode : IEEE 802.11n HT20 CH13 2472TX
 Antenna a

	Freq. (MHz)	Ant. Factor (dB/m)	Cable Loss (dB)	Amp Factor (dB)	Reading (dBuV)	Emission Level (dBuV/m)	Limits (dBuV/m)	Margin (dB)	Remark
1	2472.00	27.58	6.71	35.11	85.25	84.43	74.00	-10.43	Peak
2	2955.00	28.12	8.82	37.21	44.98	44.71	74.00	29.29	Peak
3	4604.00	30.80	10.87	35.59	42.13	48.21	74.00	25.79	Peak
4	4944.00	31.47	12.37	35.96	42.03	49.91	74.00	24.09	Peak
5	8684.00	37.32	11.45	33.66	32.80	47.91	74.00	26.09	Peak
6	14056.00	41.51	10.90	33.06	30.00	49.35	74.00	24.65	Peak

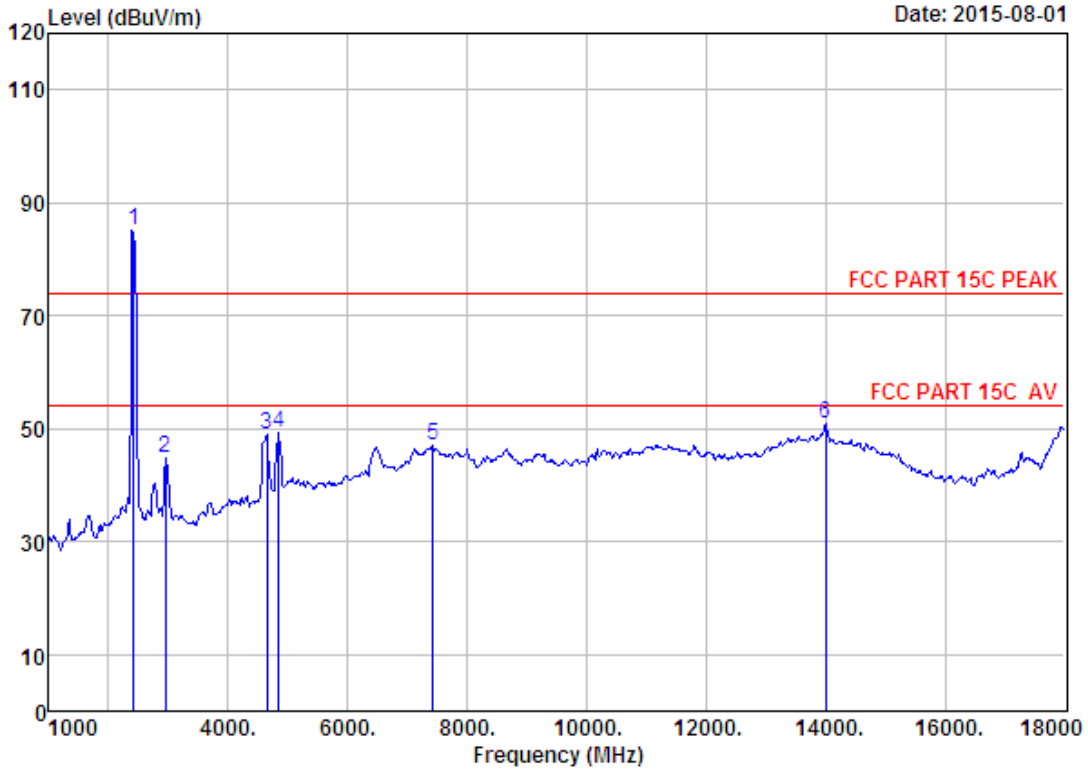
Remarks: 1. Emission Level= Antenna Factor + Cable Loss - Amp Factor + Reading.
 2. The emission levels that are 20dB below the official limit are not reported.



Site no. : 1# 966 chamber Data no. : 656
 Dis. / Ant. : 3m ANT 1-18G Ant. pol. : HORIZONTAL
 Limit : FCC PART 15C PEAK
 Env. / Ins. : Temp:23.6';Humid:56%;Press:101.52kPa
 Engineer : Tony
 EUT : LED TV
 Power : AC 120V/60Hz
 M/N : WE75NC4210
 Test Mode : IEEE 802.11n HT20 CH13 2472TX
 Antenna a

	Freq. (MHz)	Ant. Factor (dB/m)	Cable Loss (dB)	Amp Factor (dB)	Reading (dBuV)	Emission Level (dBuV/m)	Limits (dBuV/m)	Margin (dB)	Remark
1	2472.00	27.58	6.71	35.11	90.60	89.78	74.00	-15.78	Peak
2	4570.00	30.74	10.72	35.61	41.21	47.06	74.00	26.94	Peak
3	4944.00	31.47	12.37	35.96	44.47	52.35	74.00	21.65	Peak
4	7256.00	36.53	11.55	34.02	31.75	45.81	74.00	28.19	Peak
5	11064.00	39.48	11.24	33.83	31.54	48.43	74.00	25.57	Peak
6	13954.00	41.35	10.96	32.99	30.57	49.89	74.00	24.11	Peak

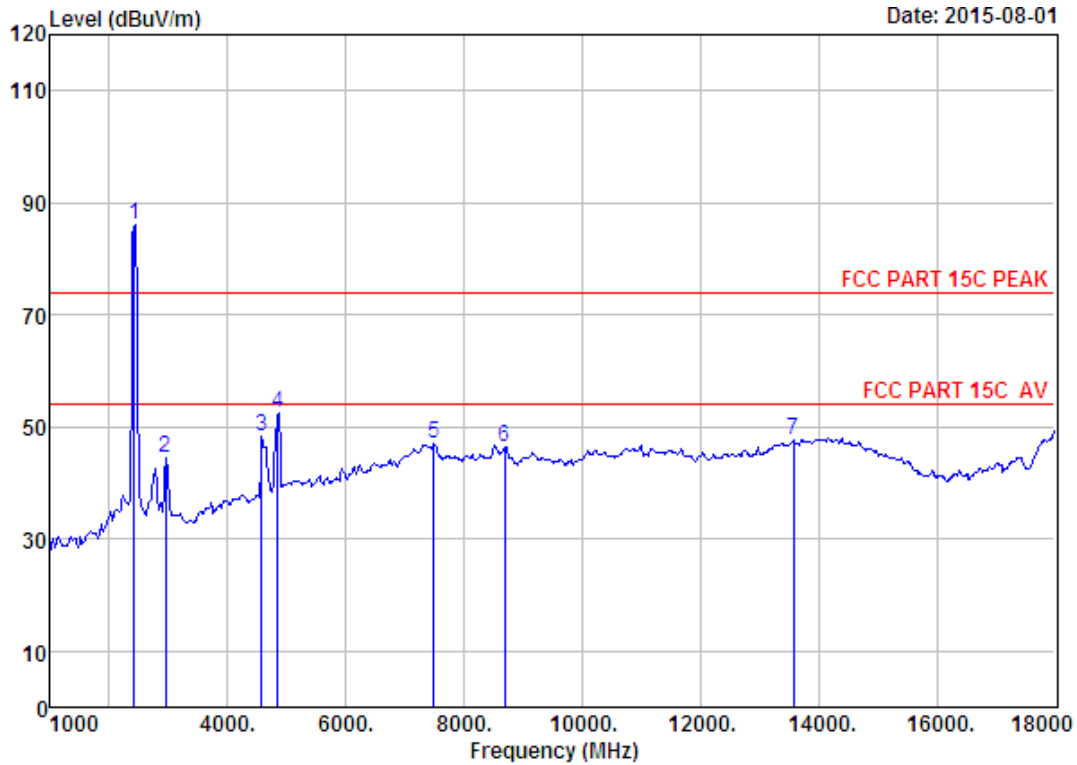
Remarks: 1. Emission Level= Antenna Factor + Cable Loss - Amp Factor + Reading.
 2. The emission levels that are 20dB below the official limit are not reported.



Site no. : 1# 966 chamber Data no. : 659
 Dis. / Ant. : 3m ANT 1-18G Ant. pol. : VERTICAL
 Limit : FCC PART 15C PEAK
 Env. / Ins. : Temp:23.6';Humi:56%;Press:101.52kPa
 Engineer : Tony
 EUT : LED TV
 Power : AC 120V/60Hz
 M/N : WE75NC4210
 Test Mode : IEEE 802.11n HT40 CH1 2422TX
 Antenna a

	Freq. (MHz)	Ant. Factor (dB/m)	Cable Loss (dB)	Amp Factor (dB)	Reading (dBuV)	Emission Level (dBuV/m)	Limits (dBuV/m)	Margin (dB)	Remark
1	2422.00	27.60	6.66	34.74	85.58	85.10	74.00	-11.10	Peak
2	2955.00	28.12	8.82	37.21	45.20	44.93	74.00	29.07	Peak
3	4655.00	30.94	11.09	35.57	42.46	48.92	74.00	25.08	Peak
4	4844.00	31.31	11.92	35.68	41.61	49.16	74.00	24.84	Peak
5	7426.00	36.56	11.60	34.22	33.21	47.15	74.00	26.85	Peak
6	14005.00	41.46	10.90	33.01	31.41	50.76	74.00	23.24	Peak

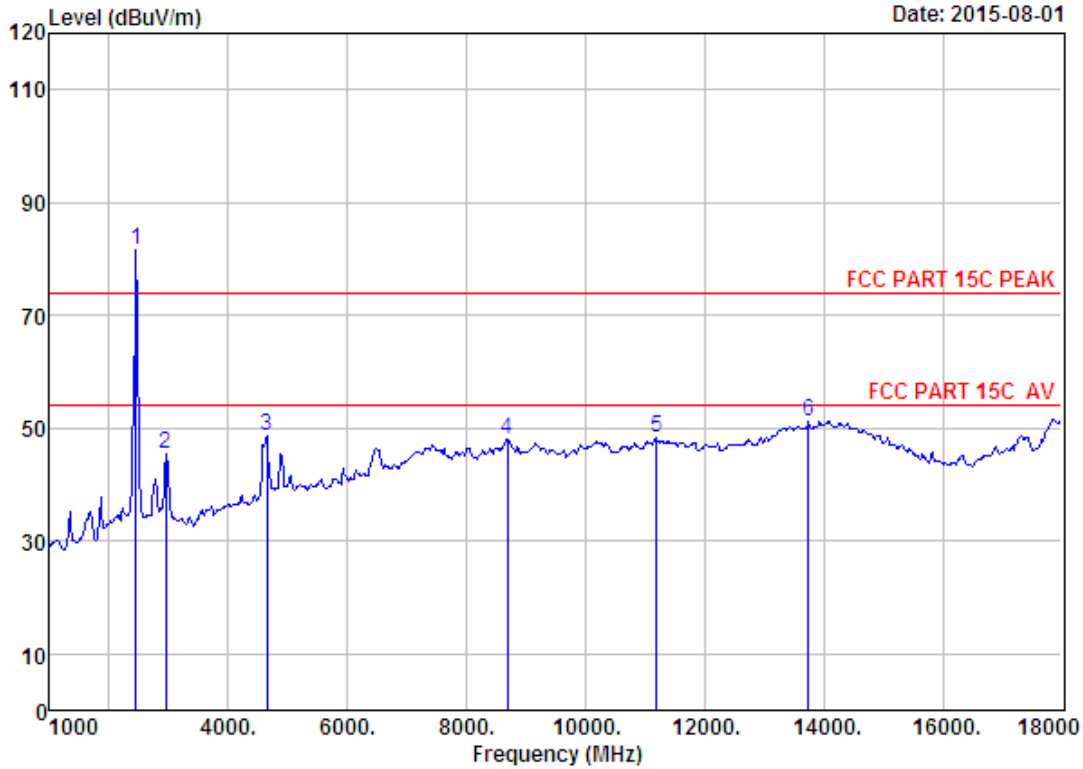
Remarks: 1. Emission Level= Antenna Factor + Cable Loss - Amp Factor + Reading.
 2. The emission levels that are 20dB below the official limit are not reported.



Site no. : 1# 966 chamber Data no. : 660
 Dis. / Ant. : 3m ANT 1-18G Ant. pol. : HORIZONTAL
 Limit : FCC PART 15C PEAK
 Env. / Ins. : Temp:23.6';Humi:56%;Press:101.52kPa
 Engineer : Tony
 EUT : LED TV
 Power : AC 120V/60Hz
 M/N : WE75NC4210
 Test Mode : IEEE 802.11n HT40 CH1 2422TX
 Antenna a

	Freq. (MHz)	Ant. Factor (dB/m)	Cable Loss (dB)	Amp Factor (dB)	Reading (dBuV)	Emission Level (dBuV/m)	Limits (dBuV/m)	Margin (dB)	Remark
1	2422.00	27.60	6.66	34.74	86.46	85.98	74.00	-11.98	Peak
2	2955.00	28.12	8.82	37.21	44.65	44.38	74.00	29.62	Peak
3	4570.00	30.74	10.72	35.61	42.34	48.19	74.00	25.81	Peak
4	4844.00	31.31	11.92	35.68	44.82	52.37	74.00	21.63	Peak
5	7494.00	36.48	11.62	34.18	33.15	47.07	74.00	26.93	Peak
6	8684.00	37.32	11.45	33.66	31.42	46.53	74.00	27.47	Peak
7	13580.00	40.31	11.40	32.64	28.53	47.60	74.00	26.40	Peak

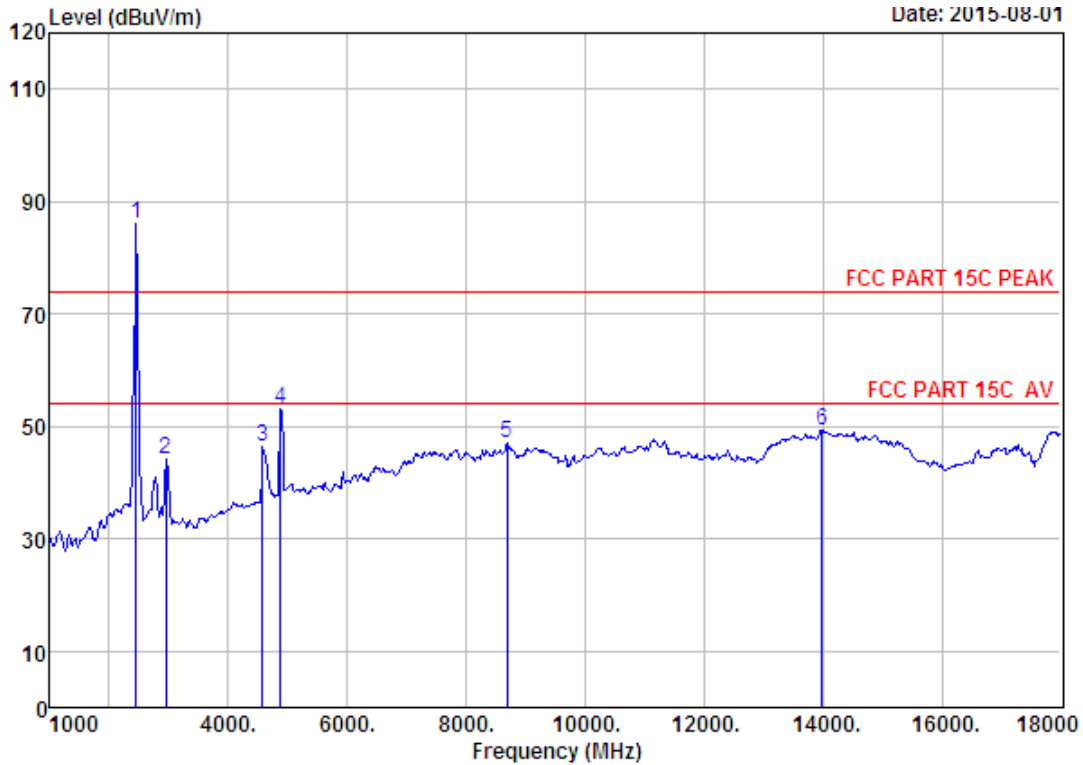
Remarks: 1. Emission Level= Antenna Factor + Cable Loss - Amp Factor + Reading.
 2. The emission levels that are 20dB below the official limit are not reported.



Site no. : 1# 966 chamber Data no. : 663
 Dis. / Ant. : 3m ANT 1-18G Ant. pol. : VERTICAL
 Limit : FCC PART 15C PEAK
 Env. / Ins. : Temp:23.6';Humi:56%;Press:101.52kPa
 Engineer : Tony
 EUT : LED TV
 Power : AC 120V/60Hz
 M/N : WE75NC4210
 Test Mode : IEEE 802.11n HT40 CH5 2442TX
 Antenna a

	Freq. (MHz)	Ant. Factor (dB/m)	Cable Loss (dB)	Amp Factor (dB)	Reading (dBuV)	Emission Level (dBuV/m)	Limits (dBuV/m)	Margin (dB)	Remark
1	2442.00	27.60	6.67	34.85	82.17	81.59	74.00	-7.59	Peak
2	2955.00	28.12	8.82	37.21	45.68	45.41	74.00	28.59	Peak
3	4655.00	30.94	11.09	35.57	42.17	48.63	74.00	25.37	Peak
4	8684.00	37.32	11.45	33.66	33.02	48.13	74.00	25.87	Peak
5	11200.00	39.39	11.14	33.24	30.88	48.17	74.00	25.83	Peak
6	13750.00	40.78	11.20	33.02	32.28	51.24	74.00	22.76	Peak

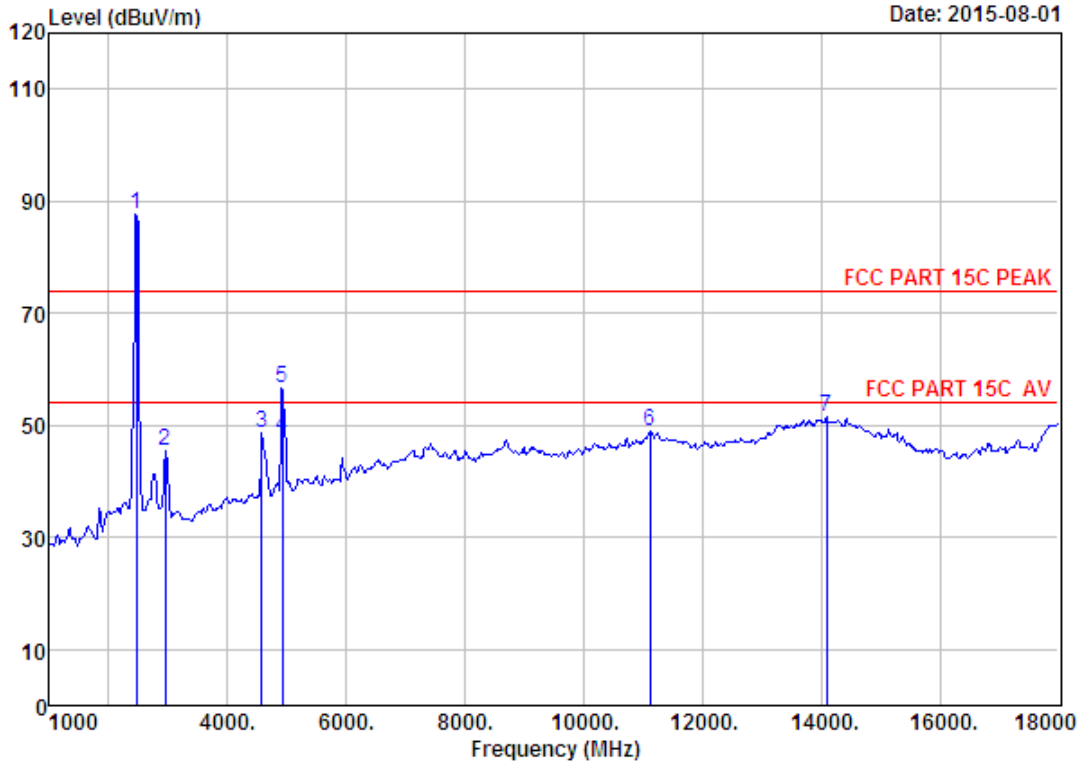
Remarks: 1. Emission Level= Antenna Factor + Cable Loss - Amp Factor + Reading.
 2. The emission levels that are 20dB below the official limit are not reported.



Site no. : 1# 966 chamber Data no. : 664
 Dis. / Ant. : 3m ANT 1-18G Ant. pol. : HORIZONTAL
 Limit : FCC PART 15C PEAK
 Env. / Ins. : Temp:23.6';Humi:56%;Press:101.52kPa
 Engineer : Tony
 EUT : LED TV
 Power : AC 120V/60Hz
 M/N : WE75NC4210
 Test Mode : IEEE 802.11n HT40 CH5 2442TX
 Antenna a

	Freq. (MHz)	Ant. Factor (dB/m)	Cable Loss (dB)	Amp Factor (dB)	Reading (dBuV)	Emission Level (dBuV/m)	Limits (dBuV/m)	Margin (dB)	Remark
1	2442.00	27.60	6.67	34.85	86.80	86.22	74.00	-12.22	Peak
2	2955.00	28.12	8.82	37.21	44.38	44.11	74.00	29.89	Peak
3	4570.00	30.74	10.72	35.61	40.53	46.38	74.00	27.62	Peak
4	4876.00	31.37	12.07	35.76	45.32	53.00	74.00	21.00	Peak
5	8684.00	37.32	11.45	33.66	31.83	46.94	74.00	27.06	Peak
6	13988.00	41.45	10.92	33.00	29.83	49.20	74.00	24.80	Peak

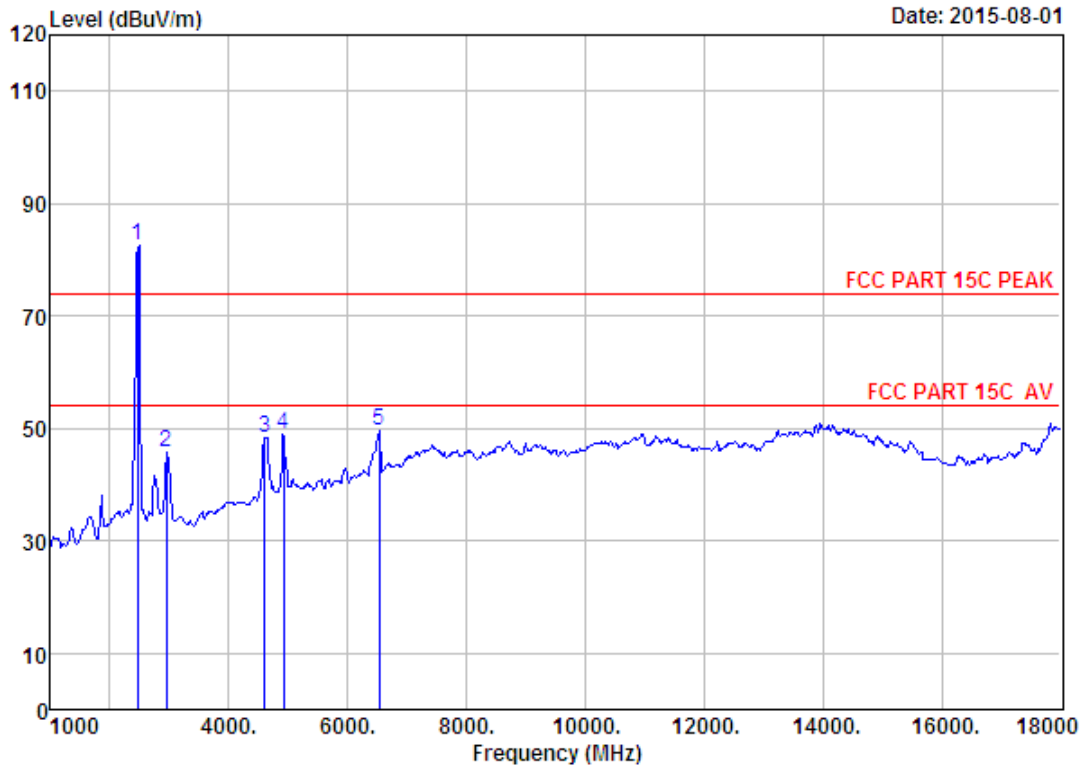
Remarks: 1. Emission Level= Antenna Factor + Cable Loss - Amp Factor + Reading.
 2. The emission levels that are 20dB below the official limit are not reported.



Site no. : 1# 966 chamber Data no. : 665
 Dis. / Ant. : 3m ANT 1-18G Ant. pol. : HORIZONTAL
 Limit : FCC PART 15C PEAK
 Env. / Ins. : Temp:23.6';Humi:56%;Press:101.52kPa
 Engineer : Tony
 EUT : LED TV
 Power : AC 120V/60Hz
 M/N : WE75NC4210
 Test Mode : IEEE 802.11n HT40 CH9 2462TX
 Antenna a

	Freq. (MHz)	Ant. Factor (dB/m)	Cable Loss (dB)	Amp Factor (dB)	Reading (dBuV)	Emission Level (dBuV/m)	Limits (dBuV/m)	Margin (dB)	Remark
1	2462.00	27.58	6.69	34.98	88.27	87.56	74.00	-13.56	Peak
2	2955.00	28.12	8.82	37.21	45.84	45.57	74.00	28.43	Peak
3	4570.00	30.74	10.72	35.61	42.81	48.66	74.00	25.34	Peak
4	4924.00	31.45	12.29	35.91	40.32	48.15	54.00	5.85	Average
5	4924.00	31.45	12.29	35.91	48.69	56.52	74.00	17.48	Peak
6	11115.00	39.44	11.20	33.55	31.92	49.01	74.00	24.99	Peak
7	14090.00	41.54	10.91	33.13	32.11	51.43	74.00	22.57	Peak

Remarks: 1. Emission Level= Antenna Factor + Cable Loss - Amp Factor + Reading.
 2. The emission levels that are 20dB below the official limit are not reported.



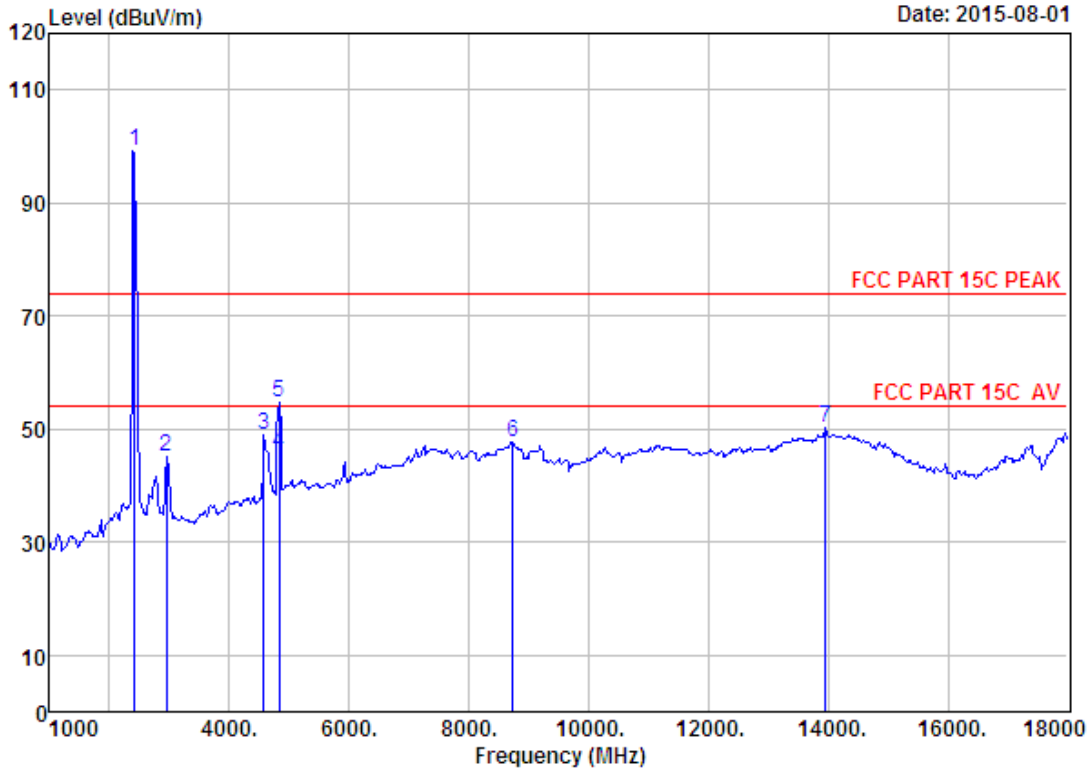
Date: 2015-08-01

Site no. : 1# 966 chamber Data no. : 666
 Dis. / Ant. : 3m ANT 1-18G Ant. pol. : VERTICAL
 Limit : FCC PART 15C PEAK
 Env. / Ins. : Temp:23.6';Humi:56%;Press:101.52kPa
 Engineer : Tony
 EUT : LED TV
 Power : AC 120V/60Hz
 M/N : WE75NC4210
 Test Mode : IEEE 802.11n HT40 CH9 2462TX
 Antenna a

	Freq. (MHz)	Ant. Factor (dB/m)	Cable Loss (dB)	Amp Factor (dB)	Reading (dBuV)	Emission Level (dBuV/m)	Limits (dBuV/m)	Margin (dB)	Remark
1	2462.00	27.58	6.69	34.98	83.15	82.44	74.00	-8.44	Peak
2	2955.00	28.12	8.82	37.21	45.91	45.64	74.00	28.36	Peak
3	4604.00	30.80	10.87	35.59	42.19	48.27	74.00	25.73	Peak
4	4924.00	31.45	12.29	35.91	41.11	48.94	74.00	25.06	Peak
5	6525.00	34.29	12.20	34.97	37.93	49.45	74.00	24.55	Peak
6	13954.00	41.35	10.96	32.99	-----	-500.00	74.00	574.00	Peak

Remarks: 1. Emission Level= Antenna Factor + Cable Loss - Amp Factor + Reading.
 2. The emission levels that are 20dB below the official limit are not reported.

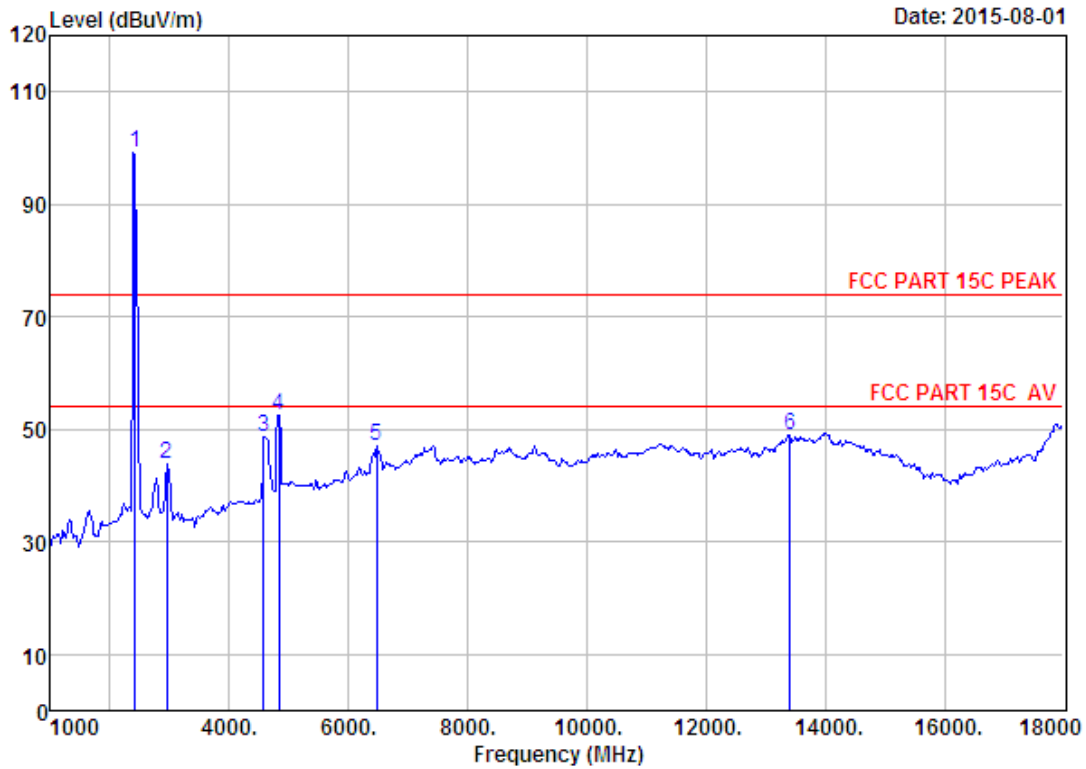




Site no. : 1# 966 chamber Data no. : 669
 Dis. / Ant. : 3m ANT 1-18G Ant. pol. : HORIZONTAL
 Limit : FCC PART 15C PEAK
 Env. / Ins. : Temp:23.6';Humi:56%;Press:101.52kPa
 Engineer : Tony
 EUT : LED TV
 Power : AC 120V/60Hz
 M/N : WE75NC4210
 Test Mode : IEEE 802.11b CH1 2412TX
 Antenna b

	Freq. (MHz)	Ant. Factor (dB/m)	Cable Loss (dB)	Amp Factor (dB)	Reading (dBuV)	Emission Level (dBuV/m)	Limits (dBuV/m)	Margin (dB)	Remark
1	2412.00	27.60	6.64	34.64	99.47	99.07	74.00	-25.07	Peak
2	2955.00	28.12	8.82	37.21	45.39	45.12	74.00	28.88	Peak
3	4570.00	30.74	10.72	35.61	43.06	48.91	74.00	25.09	Peak
4	4824.00	31.28	11.84	35.66	38.26	45.72	54.00	8.28	Average
5	4824.00	31.28	11.84	35.66	47.14	54.60	74.00	19.40	Peak
6	8735.00	37.40	11.45	33.76	32.60	47.69	74.00	26.31	Peak
7	13954.00	41.35	10.96	32.99	30.90	50.22	74.00	23.78	Peak

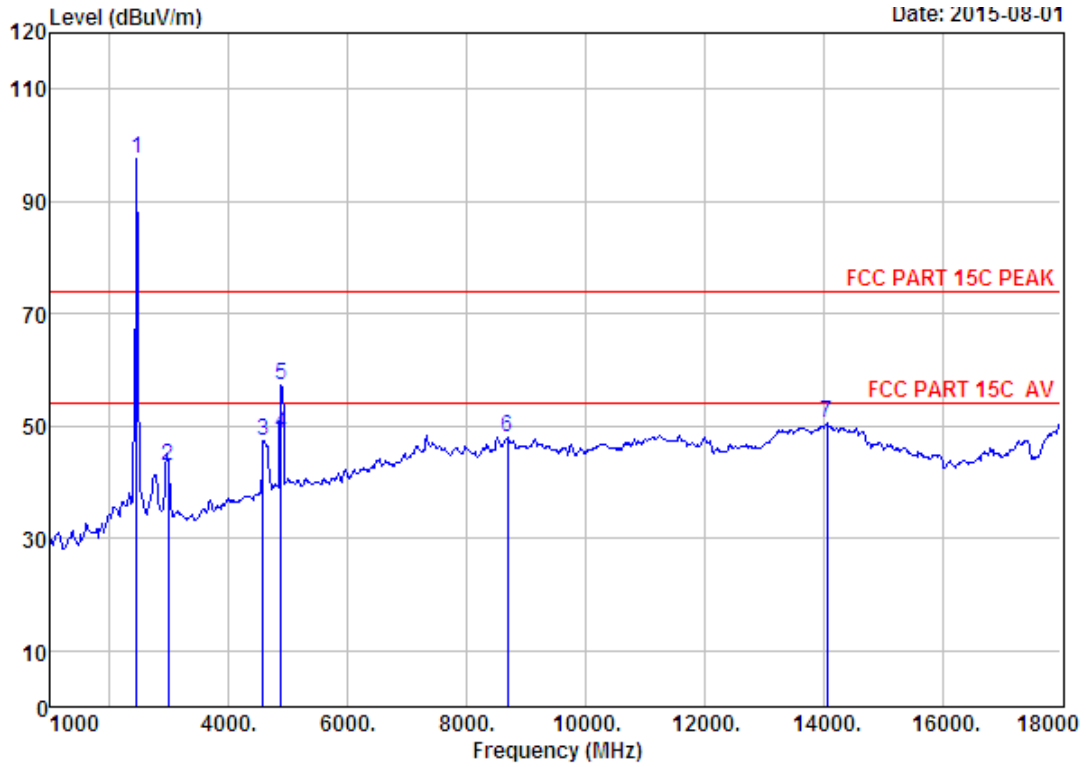
Remarks: 1. Emission Level= Antenna Factor + Cable Loss - Amp Factor + Reading.
 2. The emission levels that are 20dB below the official limit are not reported.



Site no. : 1# 966 chamber Data no. : 670
 Dis. / Ant. : 3m ANT 1-18G Ant. pol. : VERTICAL
 Limit : FCC PART 15C PEAK
 Env. / Ins. : Temp:23.6';Humi:56%;Press:101.52kPa
 Engineer : Tony
 EUT : LED TV
 Power : AC 120V/60Hz
 M/N : WE75NC4210
 Test Mode : IEEE 802.11b CH1 2412TX
 Antenna b

	Freq. (MHz)	Ant. Factor (dB/m)	Cable Loss (dB)	Amp Factor (dB)	Reading (dBuV)	Emission Level (dBuV/m)	Limits (dBuV/m)	Margin (dB)	Remark
1	2412.00	27.60	6.64	34.64	99.61	99.21	74.00	-25.21	Peak
2	2955.00	28.12	8.82	37.21	44.01	43.74	74.00	30.26	Peak
3	4570.00	30.74	10.72	35.61	42.73	48.58	74.00	25.42	Peak
4	4824.00	31.28	11.84	35.66	45.12	52.58	74.00	21.42	Peak
5	6474.00	34.16	12.22	35.18	35.97	47.17	74.00	26.83	Peak
6	13410.00	39.87	11.49	32.86	30.48	48.98	74.00	25.02	Peak

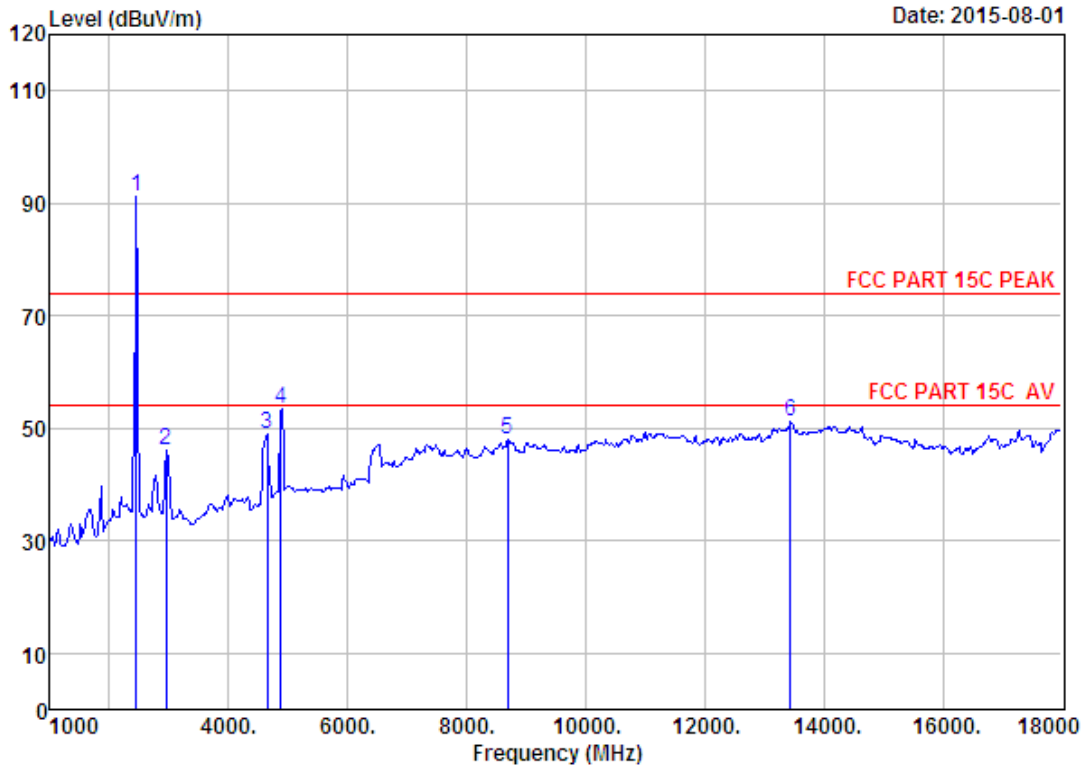
Remarks: 1. Emission Level= Antenna Factor + Cable Loss - Amp Factor + Reading.
 2. The emission levels that are 20dB below the official limit are not reported.



Site no. : 1# 966 chamber Data no. : 673
 Dis. / Ant. : 3m ANT 1-18G Ant. pol. : HORIZONTAL
 Limit : FCC PART 15C PEAK
 Env. / Ins. : Temp:23.6';Humi:56%;Press:101.52kPa
 Engineer : Tony
 EUT : LED TV
 Power : AC 120V/60Hz
 M/N : WE75NC4210
 Test Mode : IEEE 802.11b CH7 2442TX
 Antenna b

	Freq. (MHz)	Ant. Factor (dB/m)	Cable Loss (dB)	Amp Factor (dB)	Reading (dBuV)	Emission Level (dBuV/m)	Limits (dBuV/m)	Margin (dB)	Remark
1	2442.00	27.60	6.67	34.85	98.10	97.52	74.00	-23.52	Peak
2	2972.00	28.16	8.90	37.17	43.14	43.03	74.00	30.97	Peak
3	4570.00	30.74	10.72	35.61	41.64	47.49	74.00	26.51	Peak
4	4884.00	31.37	12.07	35.82	41.03	48.65	54.00	5.35	Average
5	4884.00	31.37	12.07	35.82	49.58	57.20	74.00	16.80	Peak
6	8684.00	37.32	11.45	33.66	32.95	48.06	74.00	25.94	Peak
7	14056.00	41.51	10.90	33.06	31.12	50.47	74.00	23.53	Peak

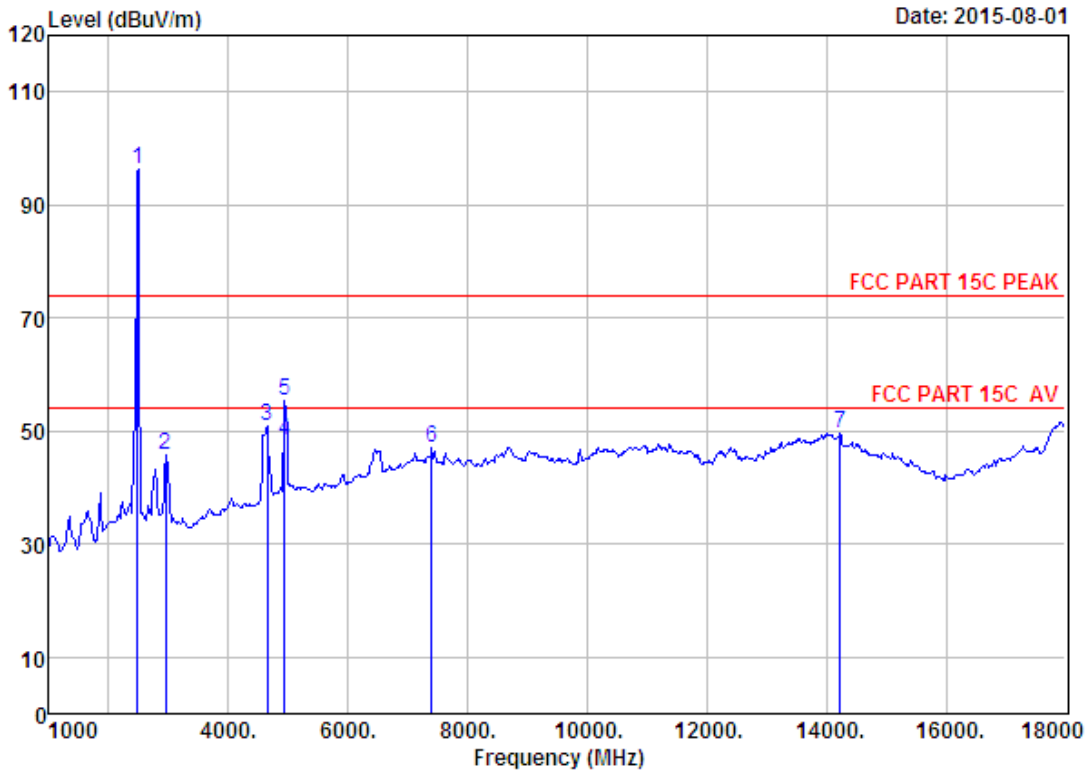
Remarks: 1. Emission Level= Antenna Factor + Cable Loss - Amp Factor + Reading.
 2. The emission levels that are 20dB below the official limit are not reported.



Site no. : 1# 966 chamber Data no. : 674
 Dis. / Ant. : 3m ANT 1-18G Ant. pol. : VERTICAL
 Limit : FCC PART 15C PEAK
 Env. / Ins. : Temp:23.6';Humi:56%;Press:101.52kPa
 Engineer : Tony
 EUT : LED TV
 Power : AC 120V/60Hz
 M/N : WE75NC4210
 Test Mode : IEEE 802.11b CH7 2442TX
 Antenna b

	Freq. (MHz)	Ant. Factor (dB/m)	Cable Loss (dB)	Amp Factor (dB)	Reading (dBUV)	Emission Level (dBUV/m)	Limits (dBUV/m)	Margin (dB)	Remark
1	2442.00	27.60	6.67	34.85	91.64	91.06	74.00	-17.06	Peak
2	2955.00	28.12	8.82	37.21	46.39	46.12	74.00	27.88	Peak
3	4655.00	30.94	11.09	35.57	42.61	49.07	74.00	24.93	Peak
4	4884.00	31.37	12.07	35.82	45.73	53.35	74.00	20.65	Peak
5	8684.00	37.32	11.45	33.66	32.88	47.99	74.00	26.01	Peak
6	13444.00	39.95	11.49	32.74	32.37	51.07	74.00	22.93	Peak

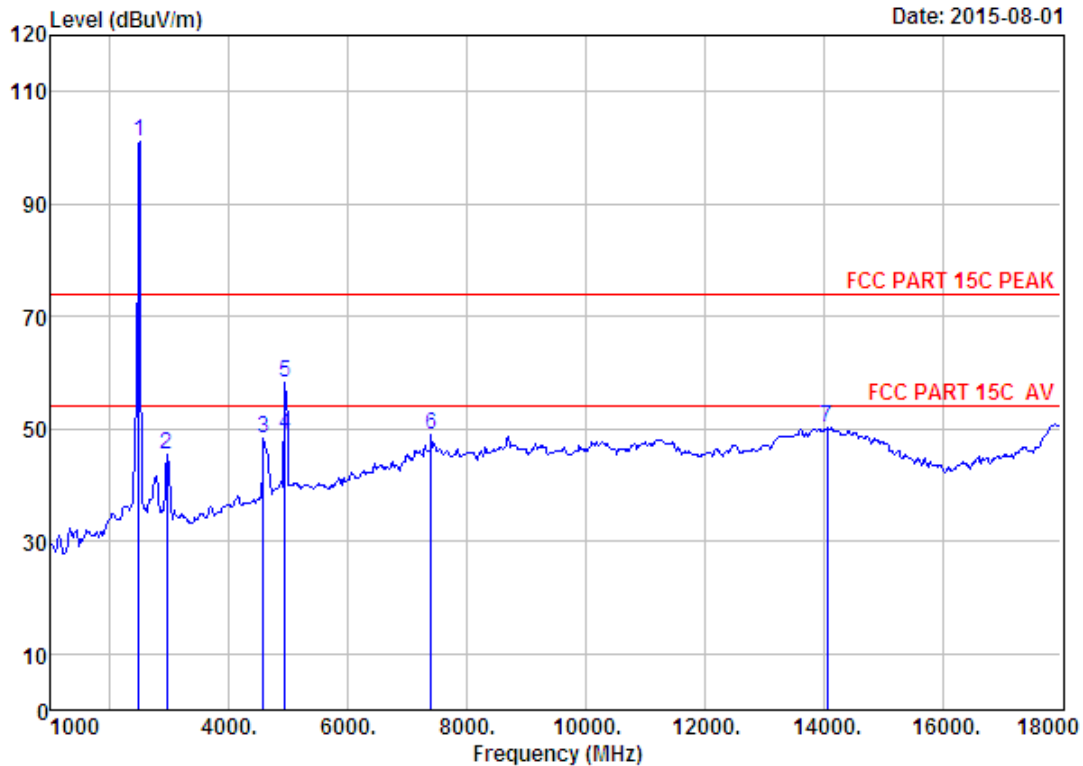
Remarks: 1. Emission Level= Antenna Factor + Cable Loss - Amp Factor + Reading.
 2. The emission levels that are 20dB below the official limit are not reported.



Site no. : 1# 966 chamber Data no. : 675
 Dis. / Ant. : 3m ANT 1-18G Ant. pol. : VERTICAL
 Limit : FCC PART 15C PEAK
 Env. / Ins. : Temp:23.6';Humi:56%;Press:101.52kPa
 Engineer : Tony
 EUT : LED TV
 Power : AC 120V/60Hz
 M/N : WE75NC4210
 Test Mode : IEEE 802.11b CH13 2472TX
 Antenna b

	Freq. (MHz)	Ant. Factor (dB/m)	Cable Loss (dB)	Amp Factor (dB)	Reading (dBuV)	Emission Level (dBuV/m)	Limits (dBuV/m)	Margin (dB)	Remark
1	2472.00	27.58	6.71	35.11	97.12	96.30	74.00	-22.30	Peak
2	2955.00	28.12	8.82	37.21	46.15	45.88	74.00	28.12	Peak
3	4655.00	30.94	11.09	35.57	44.39	50.85	74.00	23.15	Peak
4	4944.00	31.47	12.37	35.96	40.36	48.24	54.00	5.76	Average
5	4944.00	31.47	12.37	35.96	47.64	55.52	74.00	18.48	Peak
6	7392.00	36.57	11.59	34.23	33.23	47.16	74.00	26.84	Peak
7	14226.00	41.66	10.91	33.41	30.55	49.71	74.00	24.29	Peak

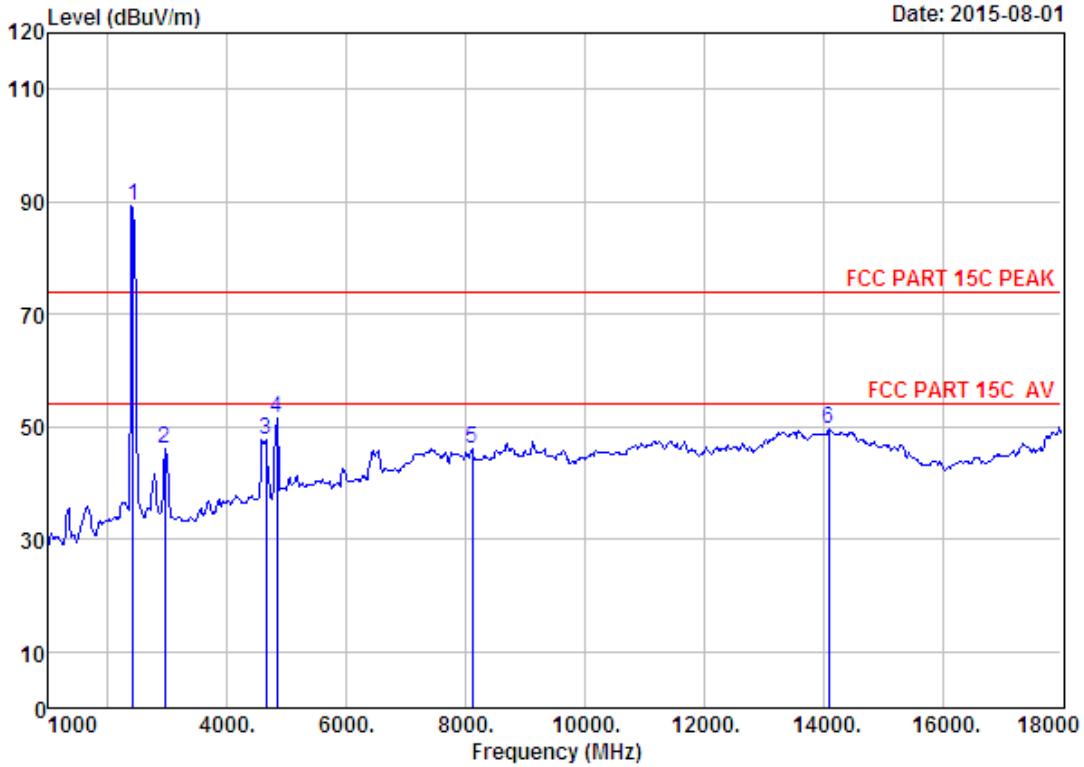
Remarks: 1. Emission Level= Antenna Factor + Cable Loss - Amp Factor + Reading.
 2. The emission levels that are 20dB below the official limit are not reported.



Site no. : 1# 966 chamber Data no. : 676
 Dis. / Ant. : 3m ANT 1-18G Ant. pol. : HORIZONTAL
 Limit : FCC PART 15C PEAK
 Env. / Ins. : Temp:23.6';Humi:56%;Press:101.52kPa
 Engineer : Tony
 EUT : LED TV
 Power : AC 120V/60Hz
 M/N : WE75NC4210
 Test Mode : IEEE 802.11b CH13 2472TX
 Antenna b

	Freq. (MHz)	Ant. Factor (dB/m)	Cable Loss (dB)	Amp Factor (dB)	Reading (dBUV)	Emission Level (dBUV/m)	Limits (dBUV/m)	Margin (dB)	Remark
1	2472.00	27.58	6.71	35.11	102.02	101.20	74.00	-27.20	Peak
2	2955.00	28.12	8.82	37.21	45.72	45.45	74.00	28.55	Peak
3	4570.00	30.74	10.72	35.61	42.57	48.42	74.00	25.58	Peak
4	4944.00	31.47	12.37	35.96	41.06	48.94	54.00	5.06	Average
5	4944.00	31.47	12.37	35.96	50.48	58.36	74.00	15.64	Peak
6	7392.00	36.57	11.59	34.23	35.12	49.05	74.00	24.95	Peak
7	14056.00	41.51	10.90	33.06	30.85	50.20	74.00	23.80	Peak

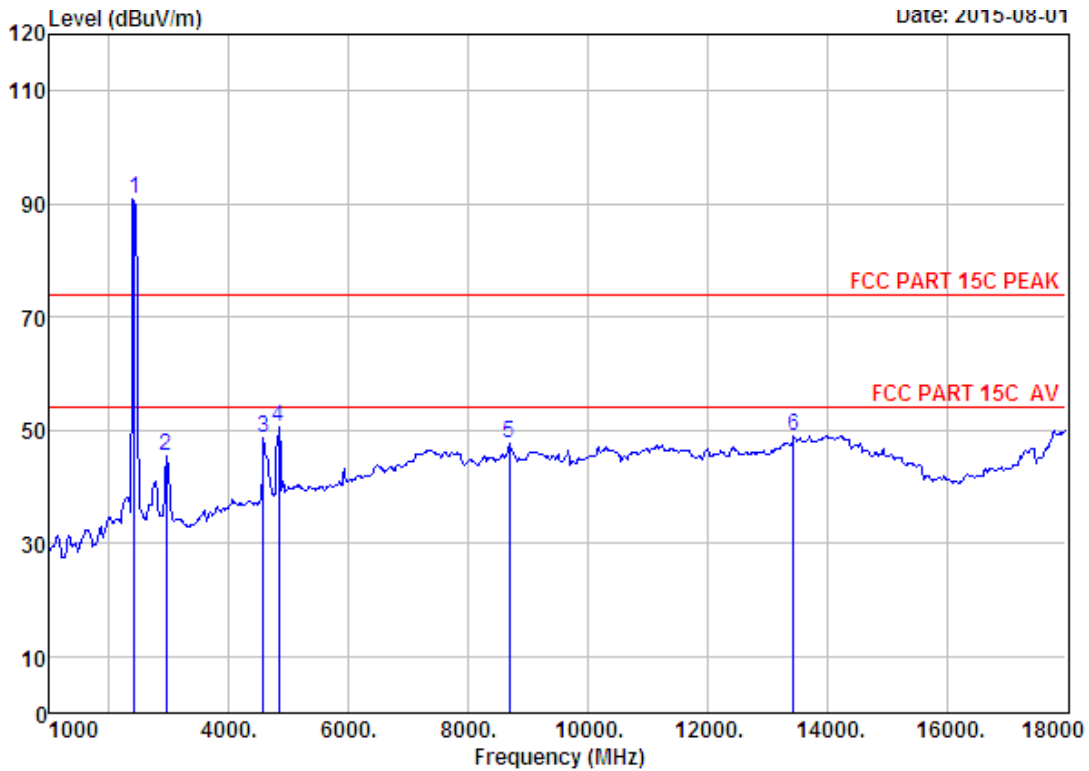
Remarks: 1. Emission Level= Antenna Factor + Cable Loss - Amp Factor + Reading.
 2. The emission levels that are 20dB below the official limit are not reported.



Site no. : 1# 966 chamber Data no. : 679
 Dis. / Ant. : 3m ANT 1-18G Ant. pol. : VERTICAL
 Limit : FCC PART 15C PEAK
 Env. / Ins. : Temp:23.6';Humi:56%;Press:101.52kPa
 Engineer : Tony
 EUT : LED TV
 Power : AC 120V/60Hz
 M/N : WE75NC4210
 Test Mode : IEEE 802.11g CH1 2412TX
 Antenna b

	Freq. (MHz)	Ant. Factor (dB/m)	Cable Loss (dB)	Amp Factor (dB)	Reading (dBuV)	Emission Level (dBuV/m)	Limits (dBuV/m)	Margin (dB)	Remark
1	2412.00	27.60	6.64	34.64	89.64	89.24	74.00	-15.24	Peak
2	2955.00	28.12	8.82	37.21	46.43	46.16	74.00	27.84	Peak
3	4655.00	30.94	11.09	35.57	41.32	47.78	74.00	26.22	Peak
4	4824.00	31.28	11.84	35.66	43.98	51.44	74.00	22.56	Peak
5	8106.00	36.82	11.41	34.96	32.69	45.96	74.00	28.04	Peak
6	14090.00	41.54	10.91	33.13	30.18	49.50	74.00	24.50	Peak

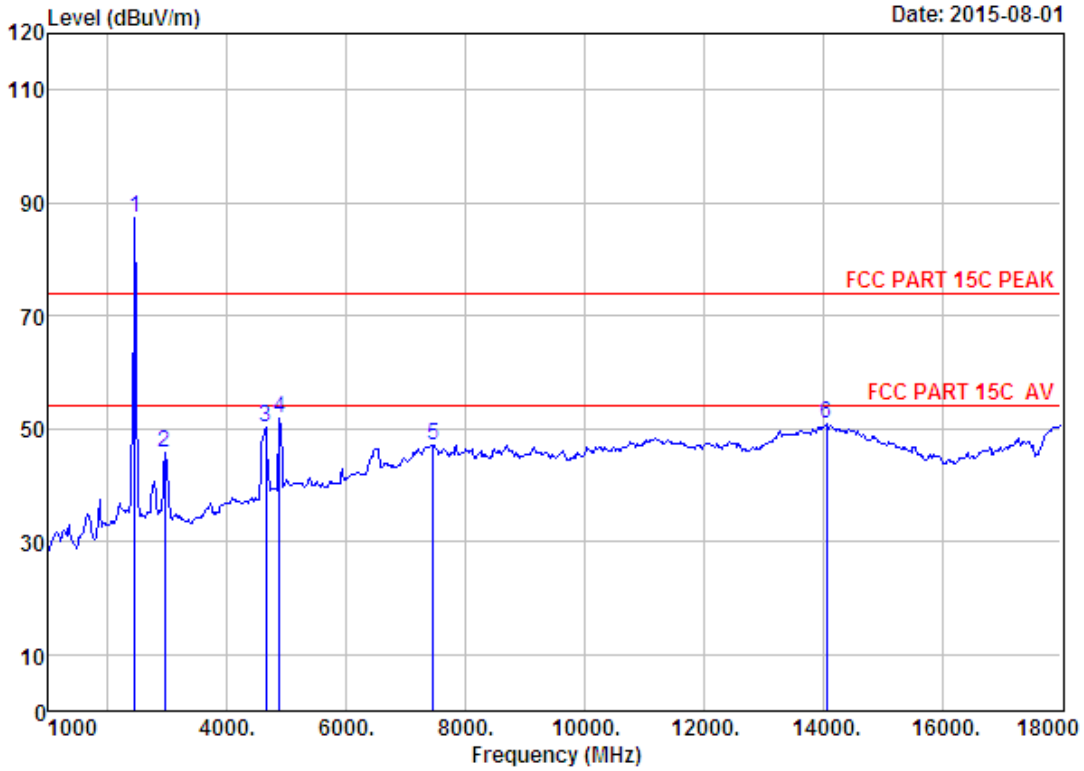
Remarks: 1. Emission Level= Antenna Factor + Cable Loss - Amp Factor + Reading.
 2. The emission levels that are 20dB below the official limit are not reported.



Site no. : 1# 966 chamber Data no. : 680
 Dis. / Ant. : 3m ANT 1-18G Ant. pol. : HORIZONTAL
 Limit : FCC PART 15C PEAK
 Env. / Ins. : Temp:23.6';Humi:56%;Press:101.52kPa
 Engineer : Tony
 EUT : LED TV
 Power : AC 120V/60Hz
 M/N : WE75NC4210
 Test Mode : IEEE 802.11g CH1 2412TX
 Antenna b

	Freq. (MHz)	Ant. Factor (dB/m)	Cable Loss (dB)	Amp Factor (dB)	Reading (dBuV)	Emission Level (dBuV/m)	Limits (dBuV/m)	Margin (dB)	Remark
1	2412.00	27.60	6.64	34.64	91.17	90.77	74.00	-16.77	Peak
2	2955.00	28.12	8.82	37.21	45.86	45.59	74.00	28.41	Peak
3	4570.00	30.74	10.72	35.61	42.73	48.58	74.00	25.42	Peak
4	4824.00	31.28	11.84	35.66	43.23	50.69	74.00	23.31	Peak
5	8684.00	37.32	11.45	33.66	32.44	47.55	74.00	26.45	Peak
6	13444.00	39.95	11.49	32.74	30.39	49.09	74.00	24.91	Peak

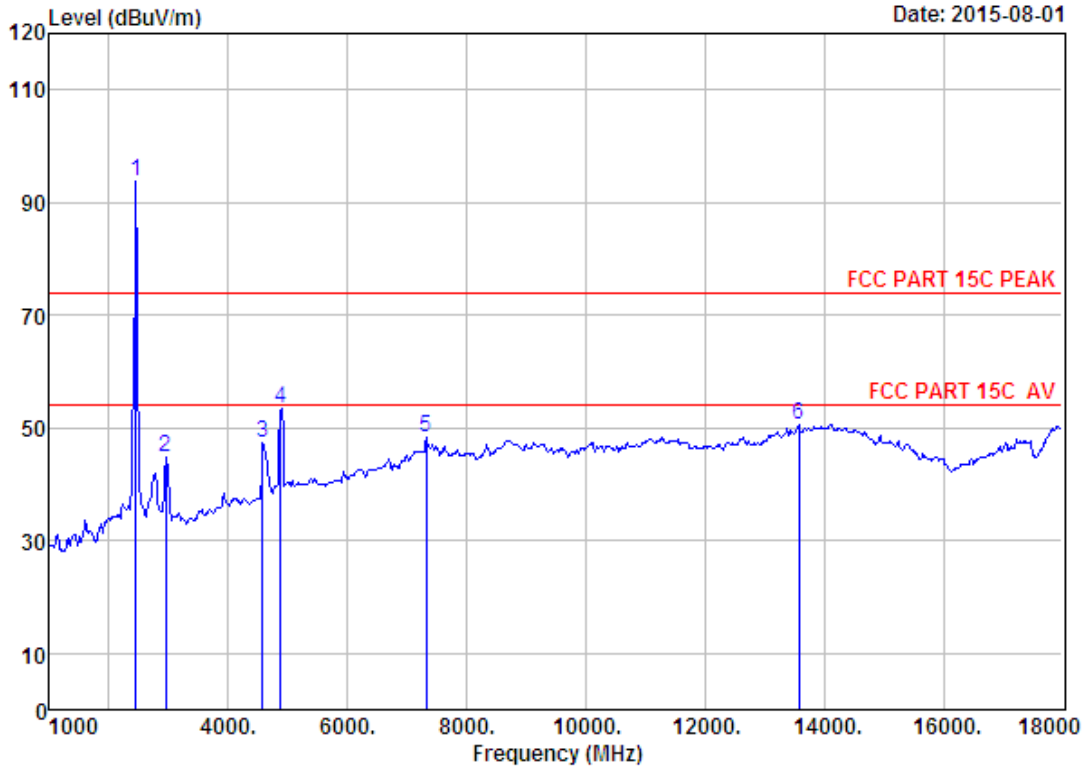
Remarks: 1. Emission Level= Antenna Factor + Cable Loss - Amp Factor + Reading.
 2. The emission levels that are 20dB below the official limit are not reported.



Site no. : 1# 966 chamber Data no. : 683
 Dis. / Ant. : 3m ANT 1-18G Ant. pol. : VERTICAL
 Limit : FCC PART 15C PEAK
 Env. / Ins. : Temp:23.6';Humi:56%;Press:101.52kPa
 Engineer : Tony
 EUT : LED TV
 Power : AC 120V/60Hz
 M/N : WE75NC4210
 Test Mode : IEEE 802.11g CH7 2442TX
 Antenna b

	Freq. (MHz)	Ant. Factor (dB/m)	Cable Loss (dB)	Amp Factor (dB)	Reading (dBuV)	Emission Level (dBuV/m)	Limits (dBuV/m)	Margin (dB)	Remark
1	2442.00	27.60	6.67	34.85	87.97	87.39	74.00	-13.39	Peak
2	2955.00	28.12	8.82	37.21	46.17	45.90	74.00	28.10	Peak
3	4655.00	30.94	11.09	35.57	43.94	50.40	74.00	23.60	Peak
4	4884.00	31.37	12.07	35.82	44.22	51.84	74.00	22.16	Peak
5	7460.00	36.52	11.61	34.21	33.19	47.11	74.00	26.89	Peak
6	14056.00	41.51	10.90	33.06	31.59	50.94	74.00	23.06	Peak

Remarks: 1. Emission Level= Antenna Factor + Cable Loss - Amp Factor + Reading.
 2. The emission levels that are 20dB below the official limit are not reported.

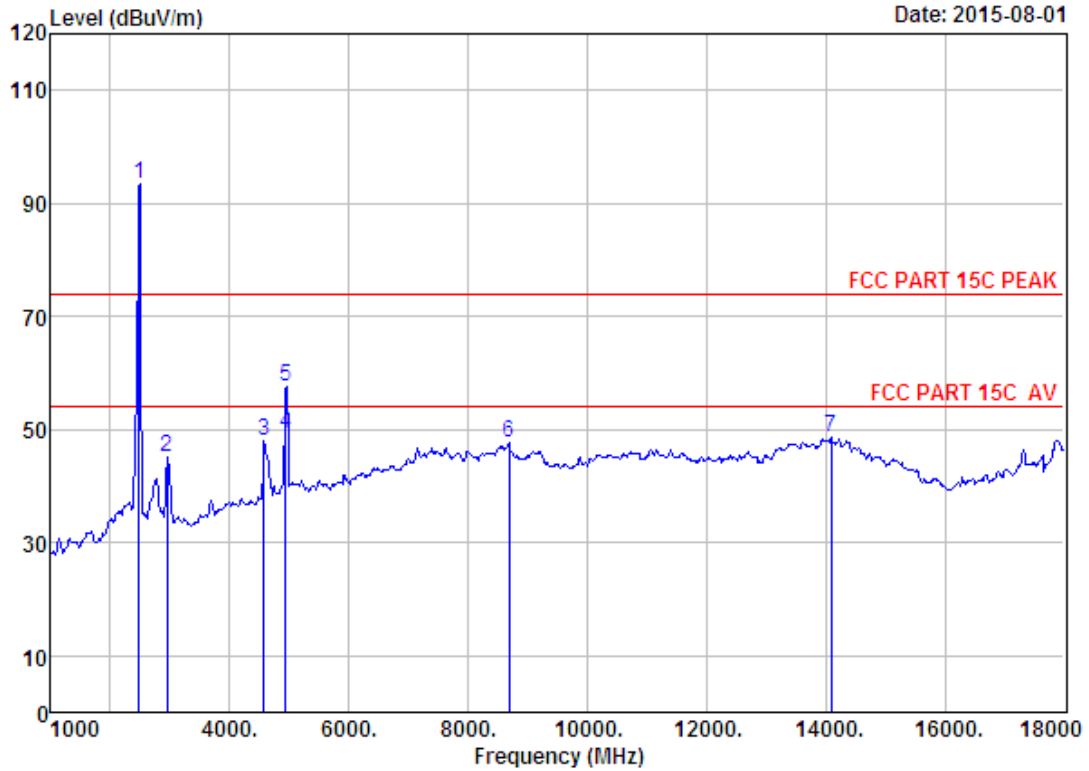


Date: 2015-08-01

Site no. : 1# 966 chamber Data no. : 684
 Dis. / Ant. : 3m ANT 1-18G Ant. pol. : HORIZONTAL
 Limit : FCC PART 15C PEAK
 Env. / Ins. : Temp:23.6';Humi:56%;Press:101.52kPa
 Engineer : Tony
 EUT : LED TV
 Power : AC 120V/60Hz
 M/N : WE75NC4210
 Test Mode : IEEE 802.11g CH7 2442TX
 Antenna b

	Freq. (MHz)	Ant. Factor (dB/m)	Cable Loss (dB)	Amp Factor (dB)	Reading (dBuV)	Emission Level (dBuV/m)	Limits (dBuV/m)	Margin (dB)	Remark
1	2442.00	27.60	6.67	34.85	94.23	93.65	74.00	-19.65	Peak
2	2955.00	28.12	8.82	37.21	45.19	44.92	74.00	29.08	Peak
3	4570.00	30.74	10.72	35.61	41.40	47.25	74.00	26.75	Peak
4	4884.00	31.37	12.07	35.82	45.67	53.29	74.00	20.71	Peak
5	7324.00	36.55	11.57	34.14	34.46	48.44	74.00	25.56	Peak
6	13580.00	40.31	11.40	32.64	31.59	50.66	74.00	23.34	Peak

Remarks: 1. Emission Level= Antenna Factor + Cable Loss - Amp Factor + Reading.
 2. The emission levels that are 20dB below the official limit are not reported.



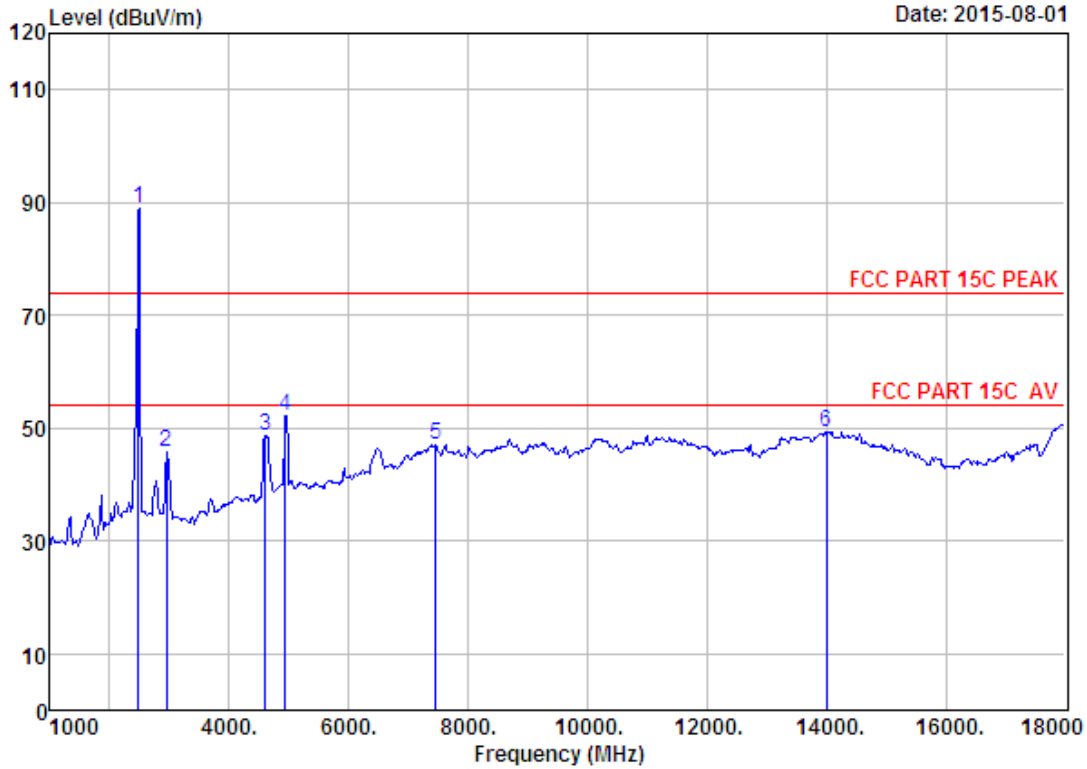
Date: 2015-08-01

Site no. : 1# 966 chamber Data no. : 685
 Dis. / Ant. : 3m ANT 1-18G Ant. pol. : HORIZONTAL
 Limit : FCC PART 15C PEAK
 Env. / Ins. : Temp:23.6';Humi:56%;Press:101.52kPa
 Engineer : Tony
 EUT : LED TV
 Power : AC 120V/60Hz
 M/N : WE75NC4210
 Test Mode : IEEE 802.11g CH13 2472TX
 Antenna b

	Freq. (MHz)	Ant. Factor (dB/m)	Cable Loss (dB)	Amp Factor (dB)	Reading (dBUV)	Emission Level (dBUV/m)	Limits (dBUV/m)	Margin (dB)	Remark
1	2472.00	27.58	6.71	35.11	94.29	93.47	74.00	-19.47	Peak
2	2955.00	28.12	8.82	37.21	45.52	45.25	74.00	28.75	Peak
3	4570.00	30.74	10.72	35.61	42.06	47.91	74.00	26.09	Peak
4	4944.00	31.47	12.37	35.96	41.55	49.43	54.00	4.57	Average
5	4944.00	31.47	12.37	35.96	49.57	57.45	74.00	16.55	Peak
6	8684.00	37.32	11.45	33.66	32.48	47.59	74.00	26.41	Peak
7	14090.00	41.54	10.91	33.13	29.34	48.66	74.00	25.34	Peak

Remarks: 1. Emission Level= Antenna Factor + Cable Loss - Amp Factor + Reading.
 2. The emission levels that are 20dB below the official limit are not reported.

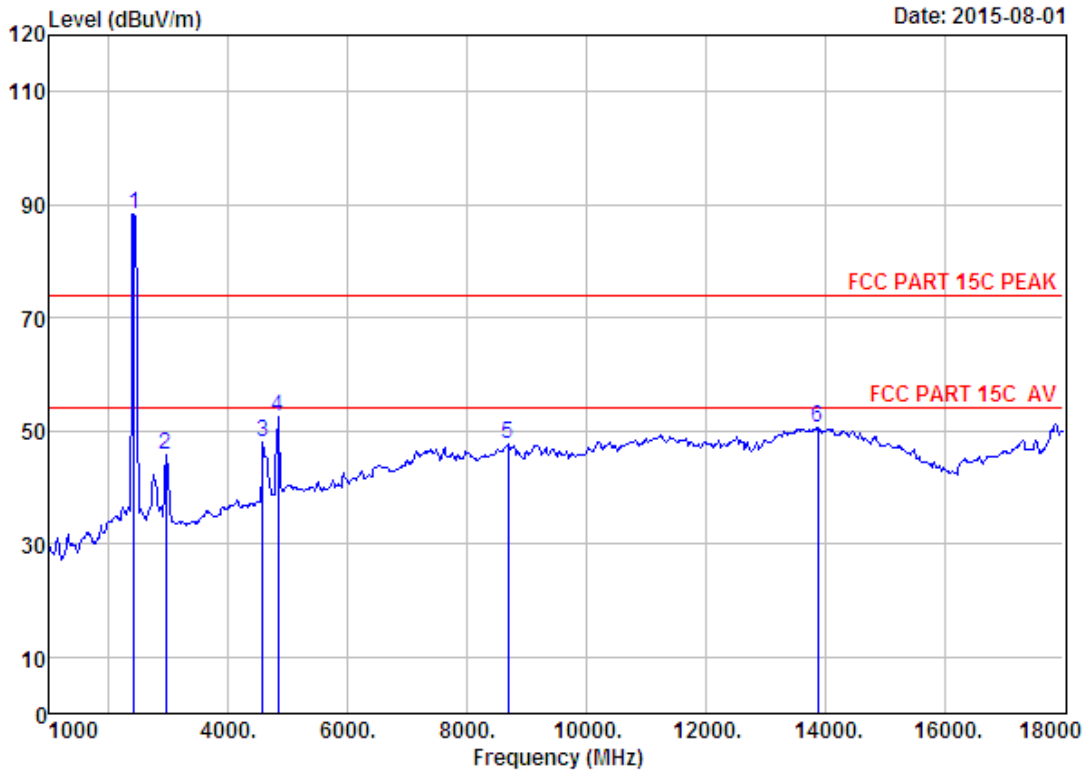




Site no. : 1# 966 chamber Data no. : 686
 Dis. / Ant. : 3m ANT 1-18G Ant. pol. : VERTICAL
 Limit : FCC PART 15C PEAK
 Env. / Ins. : Temp:23.6';Humi:56%;Press:101.52kPa
 Engineer : Tony
 EUT : LED TV
 Power : AC 120V/60Hz
 M/N : WE75NC4210
 Test Mode : IEEE 802.11g CH13 2472TX
 Antenna b

	Freq. (MHz)	Ant. Factor (dB/m)	Cable Loss (dB)	Amp Factor (dB)	Reading (dBuV)	Emission Level (dBuV/m)	Limits (dBuV/m)	Margin (dB)	Remark
1	2472.00	27.58	6.71	35.11	89.63	88.81	74.00	-14.81	Peak
2	2955.00	28.12	8.82	37.21	46.15	45.88	74.00	28.12	Peak
3	4604.00	30.80	10.87	35.59	42.65	48.73	74.00	25.27	Peak
4	4944.00	31.47	12.37	35.96	44.31	52.19	74.00	21.81	Peak
5	7460.00	36.52	11.61	34.21	33.18	47.10	74.00	26.90	Peak
6	14005.00	41.46	10.90	33.01	30.06	49.41	74.00	24.59	Peak

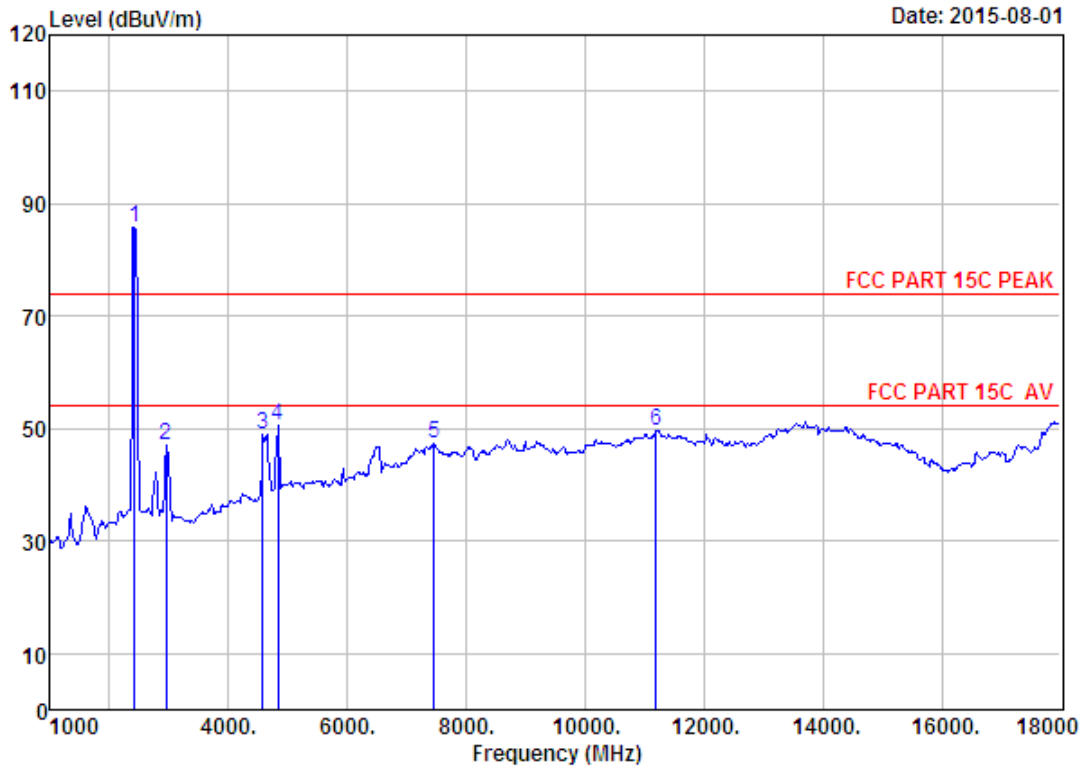
Remarks: 1. Emission Level= Antenna Factor + Cable Loss - Amp Factor + Reading.
 2. The emission levels that are 20dB below the official limit are not reported.



Site no. : 1# 966 chamber Data no. : 689
 Dis. / Ant. : 3m ANT 1-18G Ant. pol. : HORIZONTAL
 Limit : FCC PART 15C PEAK
 Env. / Ins. : Temp:23.6';Humi:56%;Press:101.52kPa
 Engineer : Tony
 EUT : LED TV
 Power : AC 120V/60Hz
 M/N : WE75NC4210
 Test Mode : IEEE 802.11n HT20 CH1 2412TX
 Antenna b

	Freq. (MHz)	Ant. Factor (dB/m)	Cable Loss (dB)	Amp Factor (dB)	Reading (dBuV)	Emission Level (dBuV/m)	Limits (dBuV/m)	Margin (dB)	Remark
1	2412.00	27.60	6.64	34.64	88.80	88.40	74.00	-14.40	Peak
2	2955.00	28.12	8.82	37.21	46.02	45.75	74.00	28.25	Peak
3	4570.00	30.74	10.72	35.61	42.03	47.88	74.00	26.12	Peak
4	4824.00	31.28	11.84	35.66	45.11	52.57	74.00	21.43	Peak
5	8684.00	37.32	11.45	33.66	32.51	47.62	74.00	26.38	Peak
6	13886.00	41.16	11.04	33.03	31.29	50.46	74.00	23.54	Peak

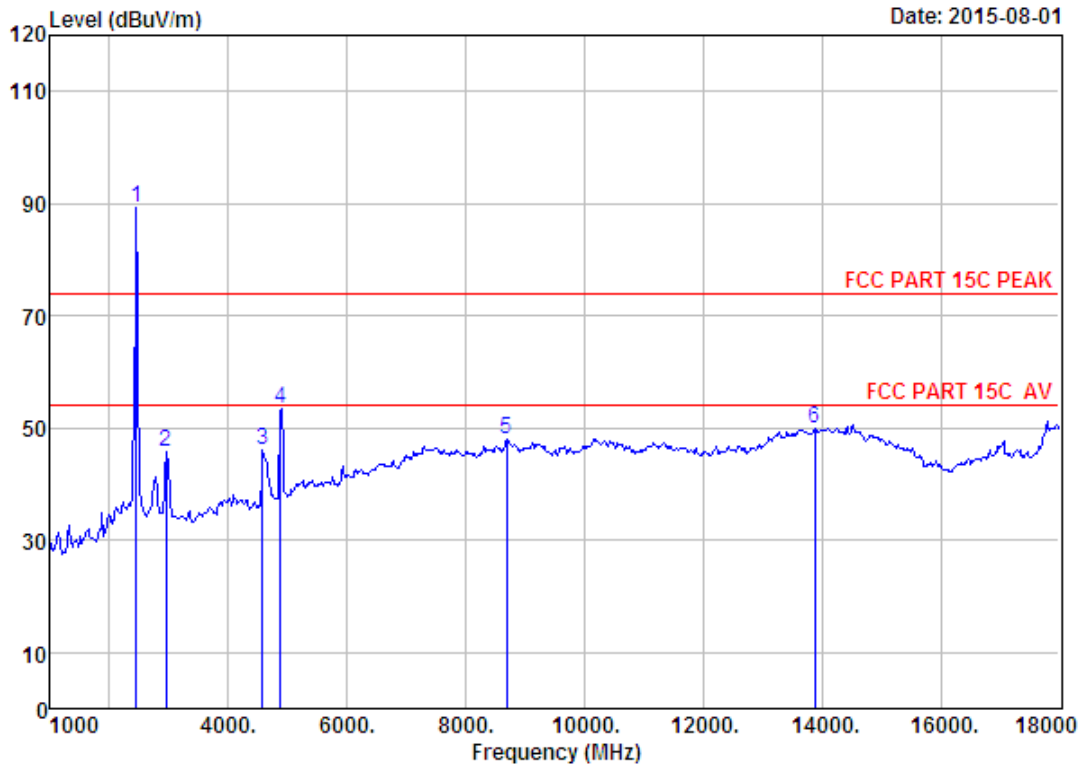
Remarks: 1. Emission Level= Antenna Factor + Cable Loss - Amp Factor + Reading.
 2. The emission levels that are 20dB below the official limit are not reported.



Site no. : 1# 966 chamber Data no. : 690
 Dis. / Ant. : 3m ANT 1-18G Ant. pol. : VERTICAL
 Limit : FCC PART 15C PEAK
 Env. / Ins. : Temp:23.6';Humi:56%;Press:101.52kPa
 Engineer : Tony
 EUI : LED TV
 Power : AC 120V/60Hz
 M/N : WE75NC4210
 Test Mode : IEEE 802.11n HT20 CH1 2412TX
 Antenna b

	Freq. (MHz)	Ant. Factor (dB/m)	Cable Loss (dB)	Amp Factor (dB)	Reading (dBuV)	Emission Level (dBuV/m)	Limits (dBuV/m)	Margin (dB)	Remark
1	2412.00	27.60	6.64	34.64	86.20	85.80	74.00	-11.80	Peak
2	2955.00	28.12	8.82	37.21	47.29	47.02	74.00	26.98	Peak
3	4570.00	30.74	10.72	35.61	43.00	48.85	74.00	25.15	Peak
4	4824.00	31.28	11.84	35.66	43.00	50.46	74.00	23.54	Peak
5	7460.00	36.52	11.61	34.21	33.39	47.31	74.00	26.69	Peak
6	11200.00	39.39	11.14	33.24	32.31	49.60	74.00	24.40	Peak

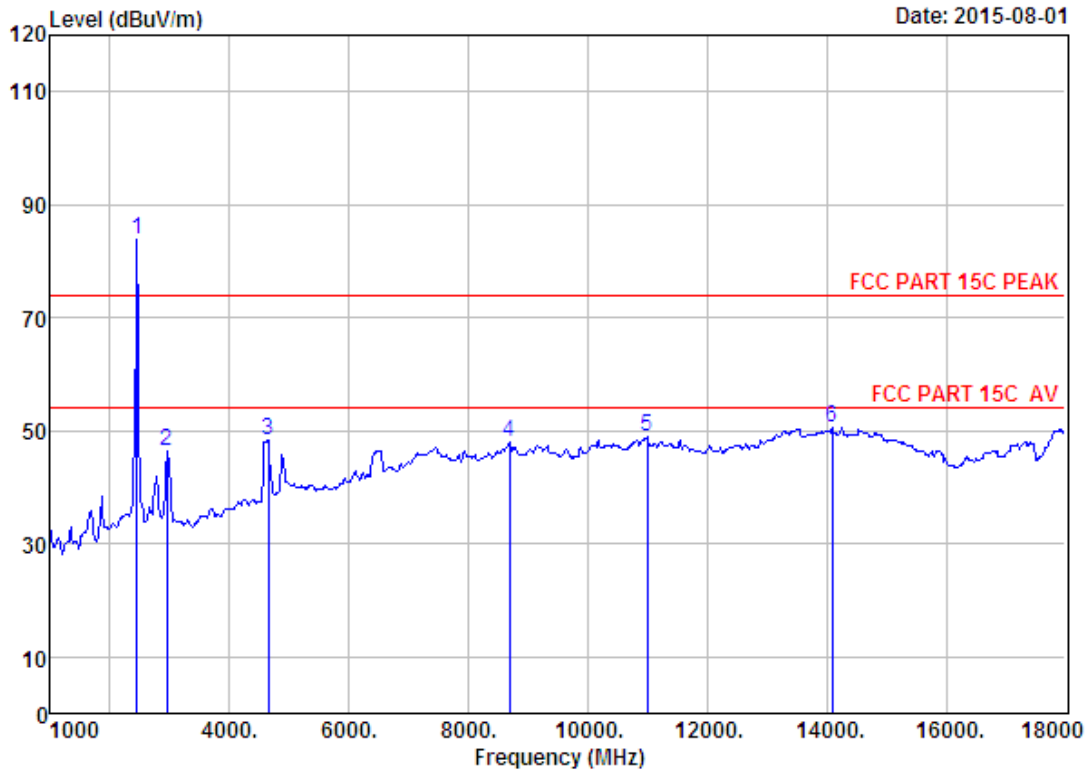
Remarks: 1. Emission Level= Antenna Factor + Cable Loss - Amp Factor + Reading.
 2. The emission levels that are 20dB below the official limit are not reported.



Site no. : 1# 966 chamber Data no. : 693
 Dis. / Ant. : 3m ANT 1-18G Ant. pol. : HORIZONTAL
 Limit : FCC PART 15C PEAK
 Env. / Ins. : Temp:23.6';Humi:56%;Press:101.52kPa
 Engineer : Tony
 EUT : LED TV
 Power : AC 120V/60Hz
 M/N : WE75NC4210
 Test Mode : IEEE 802.11n HT20 CH7 2442TX
 Antenna b

	Freq. (MHz)	Ant. Factor (dB/m)	Cable Loss (dB)	Amp Factor (dB)	Reading (dBuV)	Emission Level (dBuV/m)	Limits (dBuV/m)	Margin (dB)	Remark
1	2442.00	27.60	6.67	34.85	89.74	89.16	74.00	-15.16	Peak
2	2955.00	28.12	8.82	37.21	45.88	45.61	74.00	28.39	Peak
3	4570.00	30.74	10.72	35.61	40.36	46.21	74.00	27.79	Peak
4	4884.00	31.37	12.07	35.82	45.77	53.39	74.00	20.61	Peak
5	8684.00	37.32	11.45	33.66	32.89	48.00	74.00	26.00	Peak
6	13886.00	41.16	11.04	33.03	30.91	50.08	74.00	23.92	Peak

Remarks: 1. Emission Level= Antenna Factor + Cable Loss - Amp Factor + Reading.
 2. The emission levels that are 20dB below the official limit are not reported.

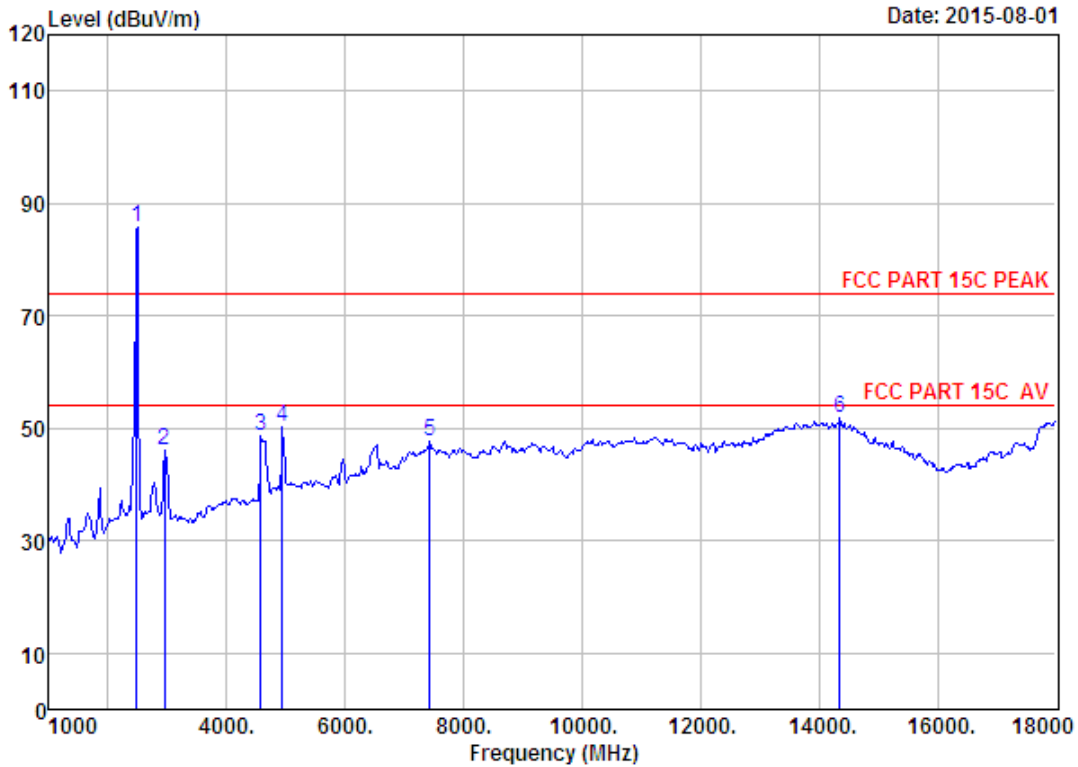


Site no. : 1# 966 chamber Data no. : 694
 Dis. / Ant. : 3m ANT 1-18G Ant. pol. : VERTICAL
 Limit : FCC PART 15C PEAK
 Env. / Ins. : Temp:23.6';Humi:56%;Press:101.52kPa
 Engineer : Tony
 EUT : LED TV
 Power : AC 120V/60Hz
 M/N : WE75NC4210
 Test Mode : IEEE 802.11n HT20 CH7 2442TX
 Antenna b

	Freq. (MHz)	Ant. Factor (dB/m)	Cable Loss (dB)	Amp Factor (dB)	Reading (dBuV)	Emission Level (dBuV/m)	Limits (dBuV/m)	Margin (dB)	Remark
1	2442.00	27.60	6.67	34.85	84.39	83.81	74.00	-9.81	Peak
2	2955.00	28.12	8.82	37.21	46.73	46.46	74.00	27.54	Peak
3	4655.00	30.94	11.09	35.57	41.85	48.31	74.00	25.69	Peak
4	8684.00	37.32	11.45	33.66	32.89	48.00	74.00	26.00	Peak
5	10996.00	39.52	11.29	34.11	32.11	48.81	74.00	25.19	Peak
6	14090.00	41.54	10.91	33.13	31.38	50.70	74.00	23.30	Peak

Remarks: 1. Emission Level= Antenna Factor + Cable Loss - Amp Factor + Reading.
 2. The emission levels that are 20dB below the official limit are not reported.

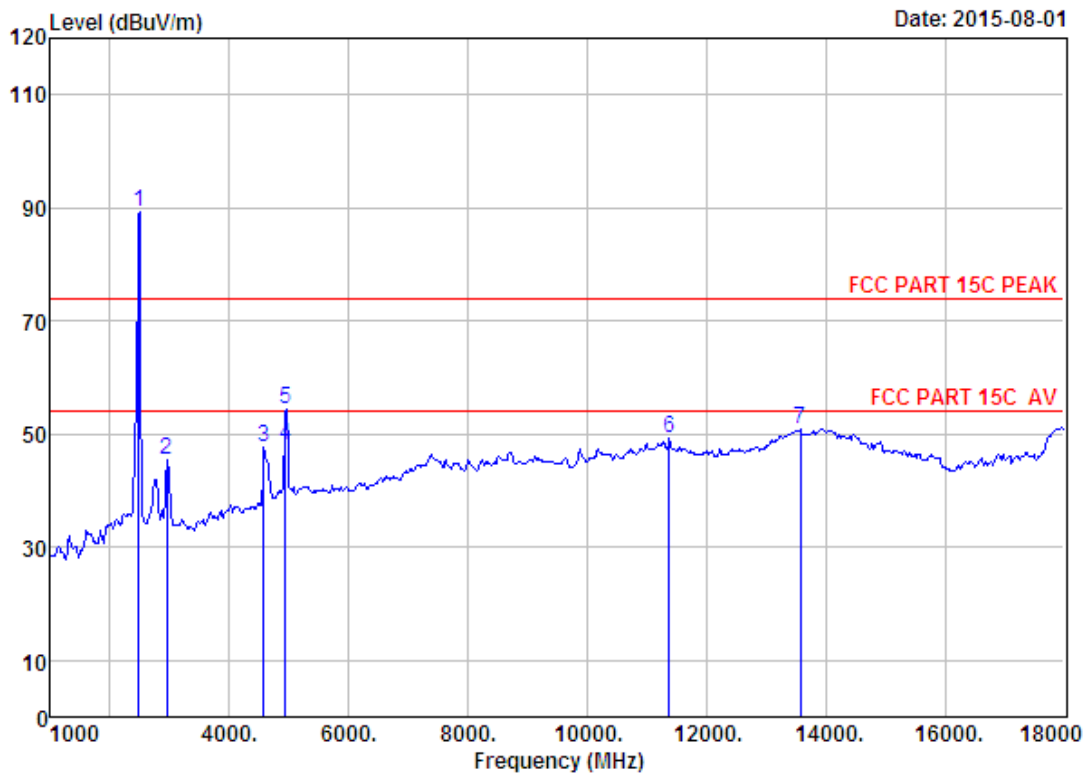




Site no. : 1# 966 chamber Data no. : 695
 Dis. / Ant. : 3m ANT 1-18G Ant. pol. : VERTICAL
 Limit : FCC PART 15C PEAK
 Env. / Ins. : Temp:23.6';Humi:56%;Press:101.52kPa
 Engineer : Tony
 EUT : LED TV
 Power : AC 120V/60Hz
 M/N : WE75NC4210
 Test Mode : IEEE 802.11n HT20 CH13 2472TX
 Antenna b

	Freq. (MHz)	Ant. Factor (dB/m)	Cable Loss (dB)	Amp Factor (dB)	Reading (dBuV)	Emission Level (dBuV/m)	Limits (dBuV/m)	Margin (dB)	Remark
1	2472.00	27.58	6.71	35.11	86.62	85.80	74.00	-11.80	Peak
2	2955.00	28.12	8.82	37.21	46.21	45.94	74.00	28.06	Peak
3	4570.00	30.74	10.72	35.61	42.78	48.63	74.00	25.37	Peak
4	4944.00	31.47	12.37	35.96	42.26	50.14	74.00	23.86	Peak
5	7426.00	36.56	11.60	34.22	33.63	47.57	74.00	26.43	Peak
6	14345.00	41.76	10.92	33.39	32.55	51.84	74.00	22.16	Peak

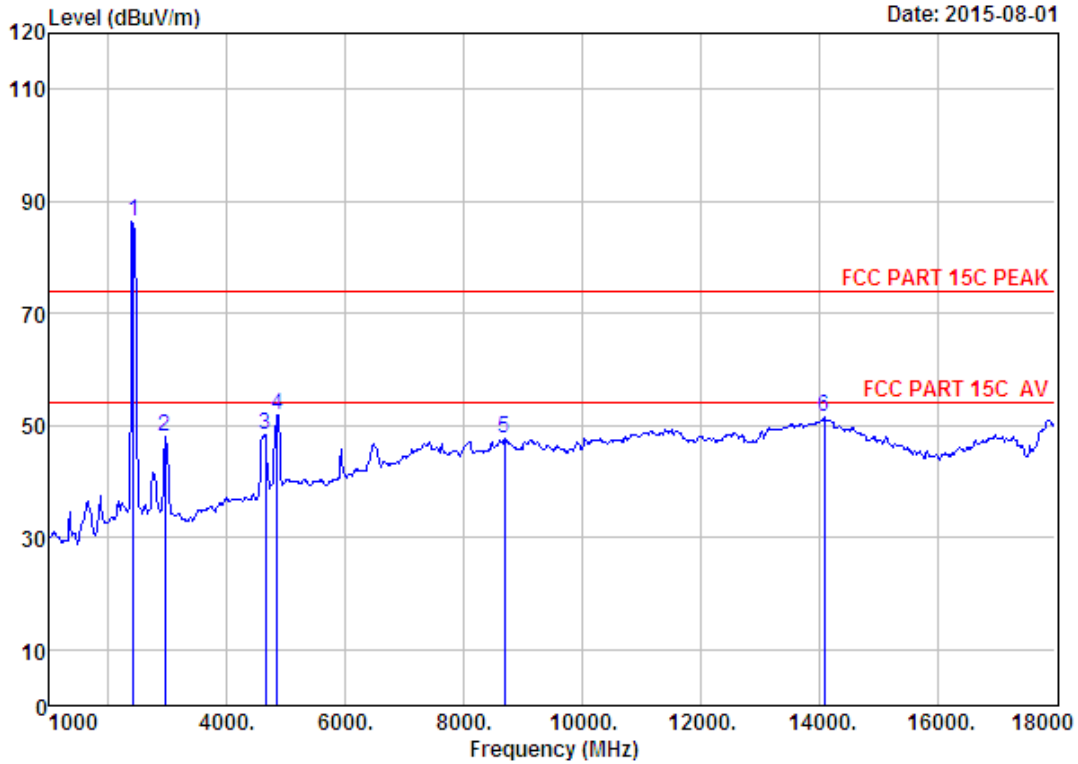
Remarks: 1. Emission Level= Antenna Factor + Cable Loss - Amp Factor + Reading.
 2. The emission levels that are 20dB below the official limit are not reported.



Site no. : 1# 966 chamber Data no. : 696
 Dis. / Ant. : 3m ANT 1-18G Ant. pol. : HORIZONTAL
 Limit : FCC PART 15C PEAK
 Env. / Ins. : Temp:23.6';Humi:56%;Press:101.52kPa
 Engineer : Tony
 EUT : LED TV
 Power : AC 120V/60Hz
 M/N : WE75NC4210
 Test Mode : IEEE 802.11n HT20 CH13 2472TX
 Antenna b

	Freq. (MHz)	Ant. Factor (dB/m)	Cable Loss (dB)	Amp Factor (dB)	Reading (dBuV)	Emission Level (dBuV/m)	Limits (dBuV/m)	Margin (dB)	Remark
1	2472.00	27.58	6.71	35.11	90.12	89.30	74.00	-15.30	Peak
2	2955.00	28.12	8.82	37.21	45.63	45.36	74.00	28.64	Peak
3	4570.00	30.74	10.72	35.61	41.68	47.53	74.00	26.47	Peak
4	4944.00	31.47	12.37	35.96	40.01	47.89	54.00	6.11	Average
5	4944.00	31.47	12.37	35.96	46.39	54.27	74.00	19.73	Peak
6	11370.00	39.28	11.02	33.51	32.39	49.18	74.00	24.82	Peak
7	13580.00	40.31	11.40	32.64	31.83	50.90	74.00	23.10	Peak

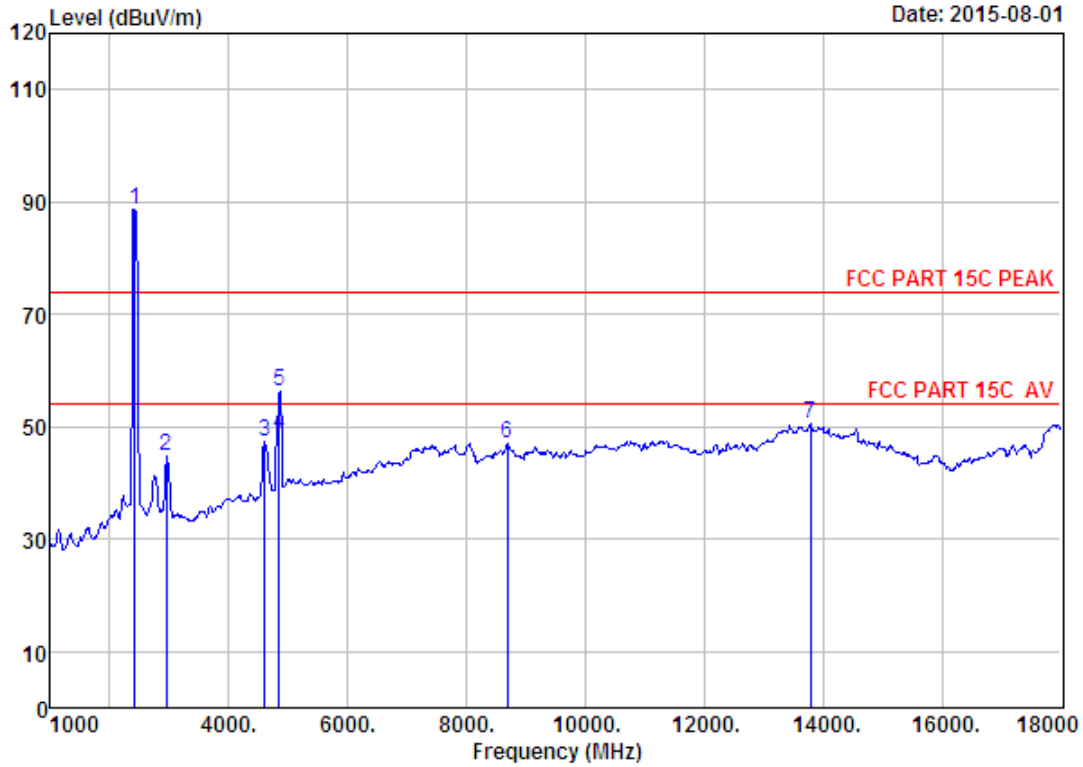
Remarks: 1. Emission Level= Antenna Factor + Cable Loss - Amp Factor + Reading.
 2. The emission levels that are 20dB below the official limit are not reported.



Site no. : 1# 966 chamber Data no. : 699
 Dis. / Ant. : 3m ANT 1-18G Ant. pol. : VERTICAL
 Limit : FCC PART 15C PEAK
 Env. / Ins. : Temp:23.6';Humi:56%;Press:101.52kPa
 Engineer : Tony
 EUT : LED TV
 Power : AC 120V/60Hz
 M/N : WE75NC4210
 Test Mode : IEEE 802.11n HT40 CH1 2422TX
 Antenna b

	Freq. (MHz)	Ant. Factor (dB/m)	Cable Loss (dB)	Amp Factor (dB)	Reading (dBuV)	Emission Level (dBuV/m)	Limits (dBuV/m)	Margin (dB)	Remark
1	2422.00	27.60	6.66	34.74	86.91	86.43	74.00	-12.43	Peak
2	2955.00	28.12	8.82	37.21	48.29	48.02	74.00	25.98	Peak
3	4655.00	30.94	11.09	35.57	41.80	48.26	74.00	25.74	Peak
4	4844.00	31.31	11.92	35.68	44.35	51.90	74.00	22.10	Peak
5	8684.00	37.32	11.45	33.66	32.71	47.82	74.00	26.18	Peak
6	14090.00	41.54	10.91	33.13	32.33	51.65	74.00	22.35	Peak

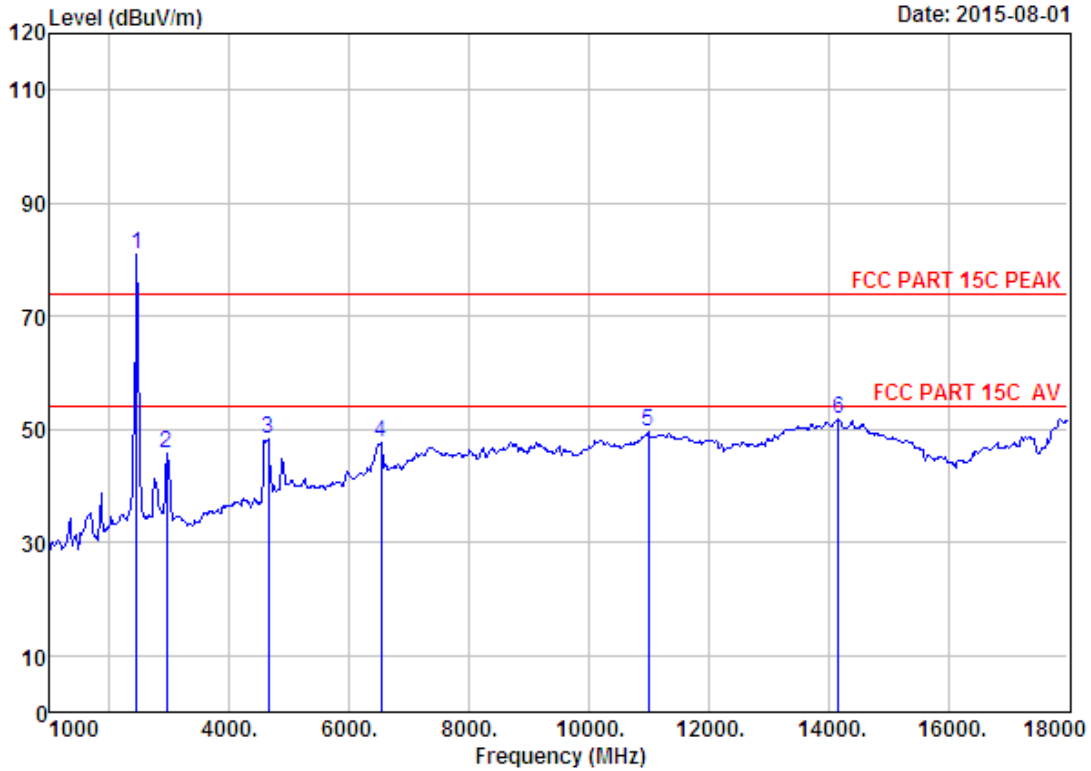
Remarks: 1. Emission Level= Antenna Factor + Cable Loss - Amp Factor + Reading.
 2. The emission levels that are 20dB below the official limit are not reported.



Site no. : 1# 966 chamber Data no. : 700
 Dis. / Ant. : 3m ANT 1-18G Ant. pol. : HORIZONTAL
 Limit : FCC PART 15C PEAK
 Env. / Ins. : Temp:23.6';Humi:56%;Press:101.52kPa
 Engineer : Tony
 EUT : LED TV
 Power : AC 120V/60Hz
 M/N : WE75NC4210
 Test Mode : IEEE 802.11n HT40 CH1 2422TX
 Antenna b

	Freq. (MHz)	Ant. Factor (dB/m)	Cable Loss (dB)	Amp Factor (dB)	Reading (dBUV)	Emission Level (dBUV/m)	Limits (dBUV/m)	Margin (dB)	Remark
1	2422.00	27.60	6.66	34.74	89.14	88.66	74.00	-14.66	Peak
2	2955.00	28.12	8.82	37.21	44.98	44.71	74.00	29.29	Peak
3	4604.00	30.80	10.87	35.59	41.17	47.25	74.00	26.75	Peak
4	4844.00	31.31	11.92	35.68	41.04	48.59	54.00	5.41	Average
5	4844.00	31.31	11.92	35.68	48.92	56.47	74.00	17.53	Peak
6	8684.00	37.32	11.45	33.66	31.84	46.95	74.00	27.05	Peak
7	13784.00	40.88	11.16	33.05	31.45	50.44	74.00	23.56	Peak

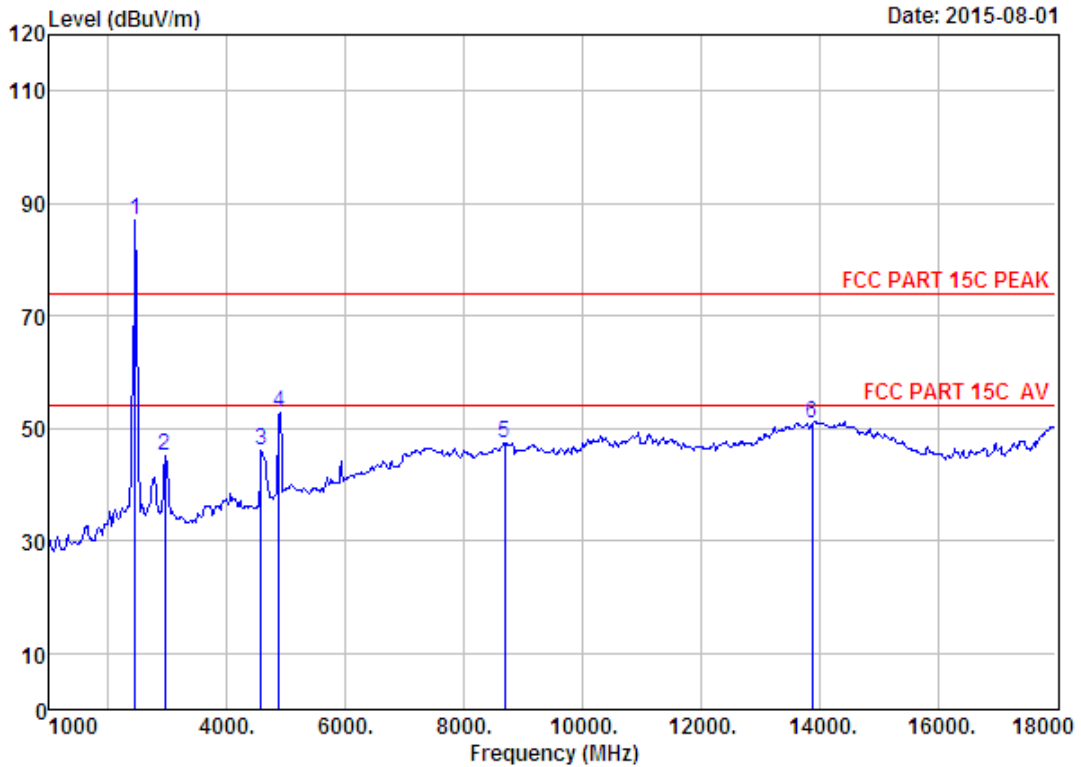
Remarks: 1. Emission Level= Antenna Factor + Cable Loss - Amp Factor + Reading.
 2. The emission levels that are 20dB below the official limit are not reported.



Site no. : 1# 966 chamber Data no. : 703
 Dis. / Ant. : 3m ANT 1-18G Ant. pol. : VERTICAL
 Limit : FCC PART 15C PEAK
 Env. / Ins. : Temp:23.6';Humi:56%;Press:101.52kPa
 Engineer : Tony
 EUT : LED TV
 Power : AC 120V/60Hz
 M/N : WE75NC4210
 Test Mode : IEEE 802.11n HT40 CH5 2442TX
 Antenna b

	Freq. (MHz)	Ant. Factor (dB/m)	Cable Loss (dB)	Amp Factor (dB)	Reading (dBuV)	Emission Level (dBuV/m)	Limits (dBuV/m)	Margin (dB)	Remark
1	2442.00	27.60	6.67	34.85	81.48	80.90	74.00	-6.90	Peak
2	2955.00	28.12	8.82	37.21	46.03	45.76	74.00	28.24	Peak
3	4655.00	30.94	11.09	35.57	41.83	48.29	74.00	25.71	Peak
4	6525.00	34.29	12.20	34.97	36.17	47.69	74.00	26.31	Peak
5	10996.00	39.52	11.29	34.11	32.83	49.53	74.00	24.47	Peak
6	14175.00	41.61	10.91	33.35	32.79	51.96	74.00	22.04	Peak

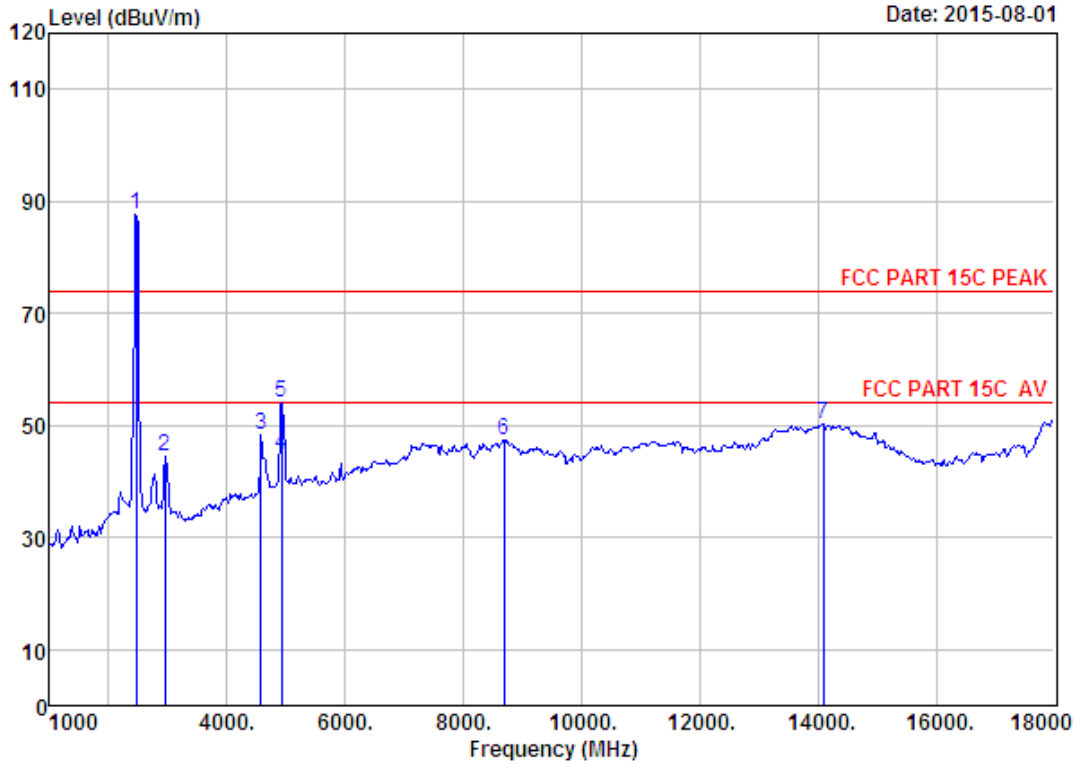
Remarks: 1. Emission Level= Antenna Factor + Cable Loss - Amp Factor + Reading.
 2. The emission levels that are 20dB below the official limit are not reported.



Site no. : 1# 966 chamber Data no. : 704
 Dis. / Ant. : 3m ANT 1-18G Ant. pol. : HORIZONTAL
 Limit : FCC PART 15C PEAK
 Env. / Ins. : Temp:23.6';Humi:56%;Press:101.52kPa
 Engineer : Tony
 EUT : LED TV
 Power : AC 120V/60Hz
 M/N : WE75NC4210
 Test Mode : IEEE 802.11n HT40 CH5 2442TX
 Antenna b

	Freq. (MHz)	Ant. Factor (dB/m)	Cable Loss (dB)	Amp Factor (dB)	Reading (dBUV)	Emission Level (dBUV/m)	Limits (dBUV/m)	Margin (dB)	Remark
1	2442.00	27.60	6.67	34.85	87.70	87.12	74.00	-13.12	Peak
2	2955.00	28.12	8.82	37.21	45.35	45.08	74.00	28.92	Peak
3	4570.00	30.74	10.72	35.61	40.32	46.17	74.00	27.83	Peak
4	4884.00	31.37	12.07	35.82	45.21	52.83	74.00	21.17	Peak
5	8684.00	37.32	11.45	33.66	32.31	47.42	74.00	26.58	Peak
6	13886.00	41.16	11.04	33.03	31.77	50.94	74.00	23.06	Peak

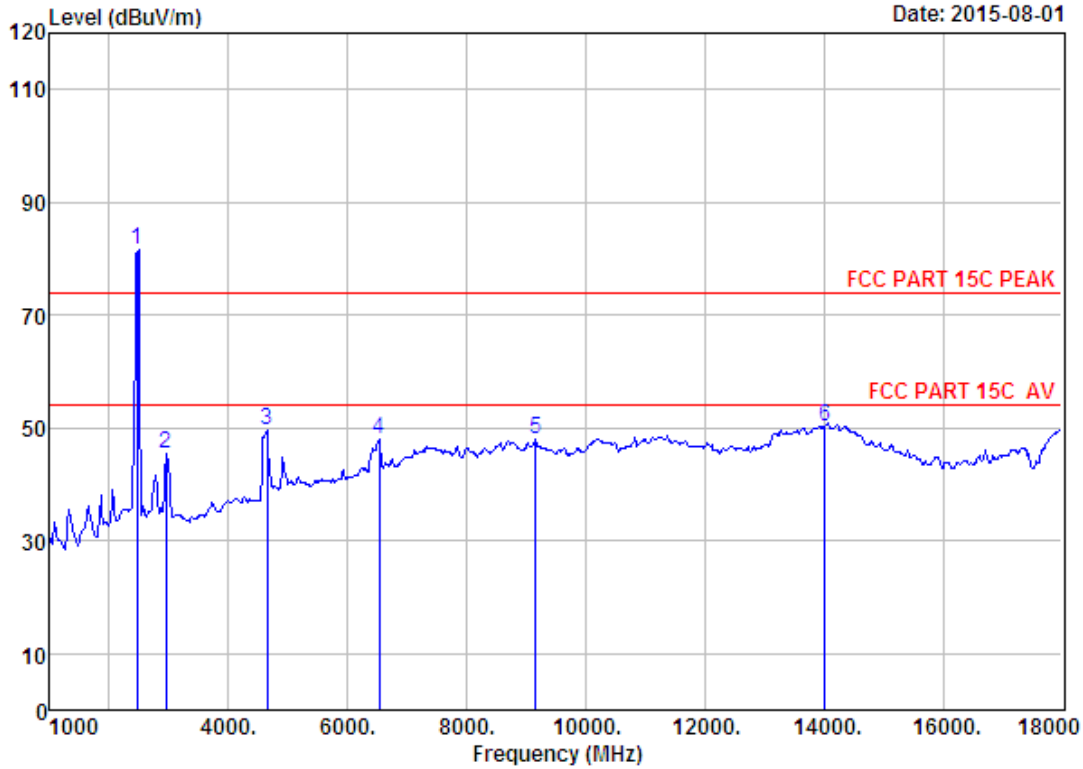
Remarks: 1. Emission Level= Antenna Factor + Cable Loss - Amp Factor + Reading.
 2. The emission levels that are 20dB below the official limit are not reported.



Site no. : 1# 966 chamber Data no. : 705
 Dis. / Ant. : 3m ANT 1-18G Ant. pol. : HORIZONTAL
 Limit : FCC PART 15C PEAK
 Env. / Ins. : Temp:23.6';Humi:56%;Press:101.52kPa
 Engineer : Tony
 EUT : LED TV
 Power : AC 120V/60Hz
 M/N : WE75NC4210
 Test Mode : IEEE 802.11n HT40 CH9 2462TX
 Antenna b

	Freq. (MHz)	Ant. Factor (dB/m)	Cable Loss (dB)	Amp Factor (dB)	Reading (dBuV)	Emission Level (dBuV/m)	Limits (dBuV/m)	Margin (dB)	Remark
1	2462.00	27.58	6.69	34.98	88.48	87.77	74.00	-13.77	Peak
2	2955.00	28.12	8.82	37.21	44.77	44.50	74.00	29.50	Peak
3	4570.00	30.74	10.72	35.61	42.37	48.22	74.00	25.78	Peak
4	4924.00	31.45	12.29	35.91	37.00	44.83	54.00	9.17	Average
5	4924.00	31.45	12.29	35.91	46.35	54.18	74.00	19.82	Peak
6	8684.00	37.32	11.45	33.66	32.27	47.38	74.00	26.62	Peak
7	14090.00	41.54	10.91	33.13	30.96	50.28	74.00	23.72	Peak

Remarks: 1. Emission Level= Antenna Factor + Cable Loss - Amp Factor + Reading.
 2. The emission levels that are 20dB below the official limit are not reported.

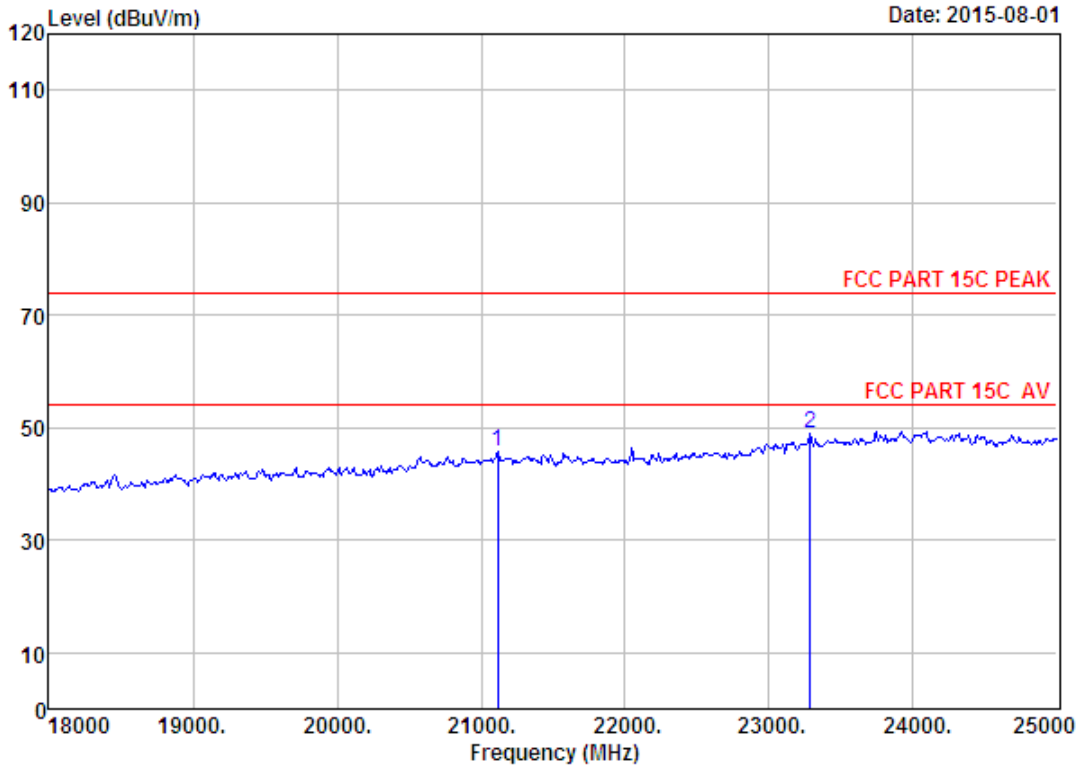


Site no. : 1# 966 chamber Data no. : 706
 Dis. / Ant. : 3m ANT 1-18G Ant. pol. : VERTICAL
 Limit : FCC PART 15C PEAK
 Env. / Ins. : Temp:23.6';Humi:56%;Press:101.52kPa
 Engineer : Tony
 EUT : LED TV
 Power : AC 120V/60Hz
 M/N : WE75NC4210
 Test Mode : IEEE 802.11n HT40 CH9 2462TX
 Antenna b

	Freq. (MHz)	Ant. Factor (dB/m)	Cable Loss (dB)	Amp Factor (dB)	Reading (dBuV)	Emission Level (dBuV/m)	Limits (dBuV/m)	Margin (dB)	Remark
1	2462.00	27.58	6.69	34.98	82.31	81.60	74.00	-7.60	Peak
2	2955.00	28.12	8.82	37.21	45.65	45.38	74.00	28.62	Peak
3	4655.00	30.94	11.09	35.57	43.06	49.52	74.00	24.48	Peak
4	6525.00	34.29	12.20	34.97	36.56	48.08	74.00	25.92	Peak
5	9160.00	37.69	11.54	34.07	32.82	47.98	74.00	26.02	Peak
6	14022.00	41.48	10.90	33.03	31.05	50.40	74.00	23.60	Peak

Remarks: 1. Emission Level= Antenna Factor + Cable Loss - Amp Factor + Reading.
 2. The emission levels that are 20dB below the official limit are not reported.

18000-25000 MHz

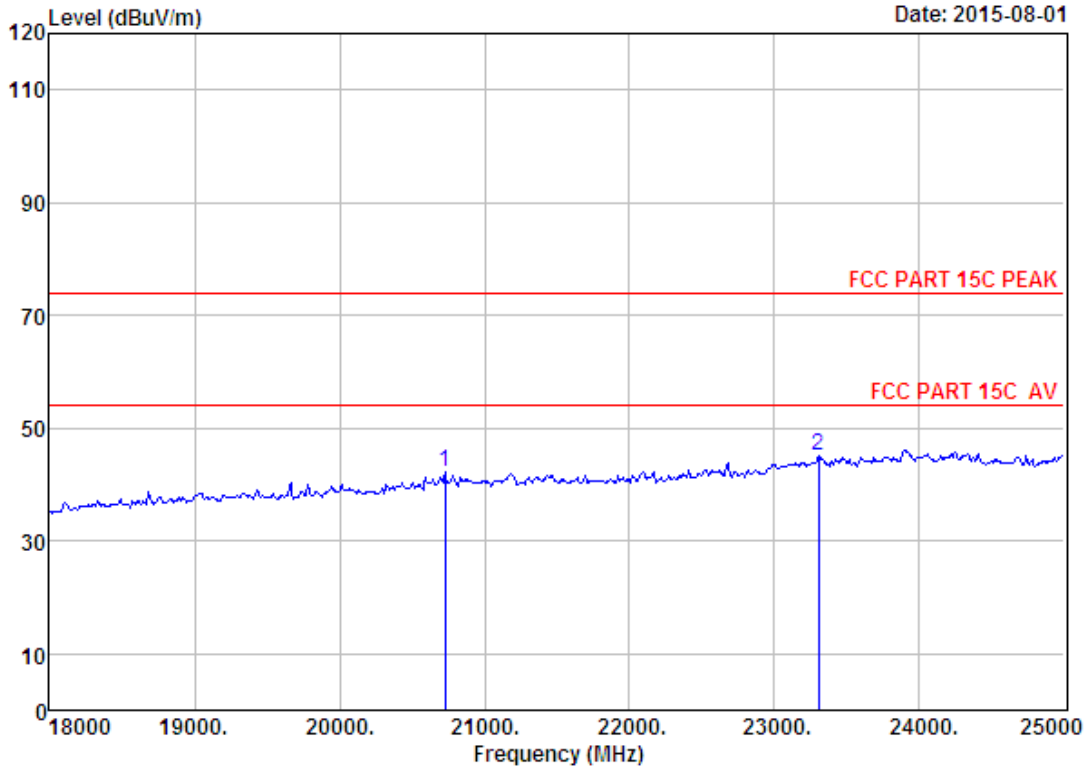


Site no. : 1# 966 chamber Data no. : 709
 Dis. / Ant. : 3m ANT ABOVE 18G Ant. pol. : HORIZONTAL
 Limit : FCC PART 15C PEAK
 Env. / Ins. : Temp:23.6';Humi:56%;Press:101.52kPa
 Engineer : Tony
 EUT : LED TV
 Power : AC 120V/60Hz
 M/N : WE75NC4210
 Test Mode : IEEE 802.11b CH1 2412TX
 Antenna a

	Freq. (MHz)	Ant. Factor (dB/m)	Cable Loss (dB)	Amp Factor (dB)	Reading (dBuV)	Emission Level (dBuV/m)	Limits (dBuV/m)	Margin (dB)	Remark
1	21115.00	46.22	20.18	35.69	15.09	45.80	74.00	28.20	Peak
2	23285.00	45.66	21.40	33.56	15.32	48.82	74.00	25.18	Peak

Remarks: 1. Emission Level= Antenna Factor + Cable Loss - Amp Factor + Reading.
 2. The emission levels that are 20dB below the official limit are not reported.

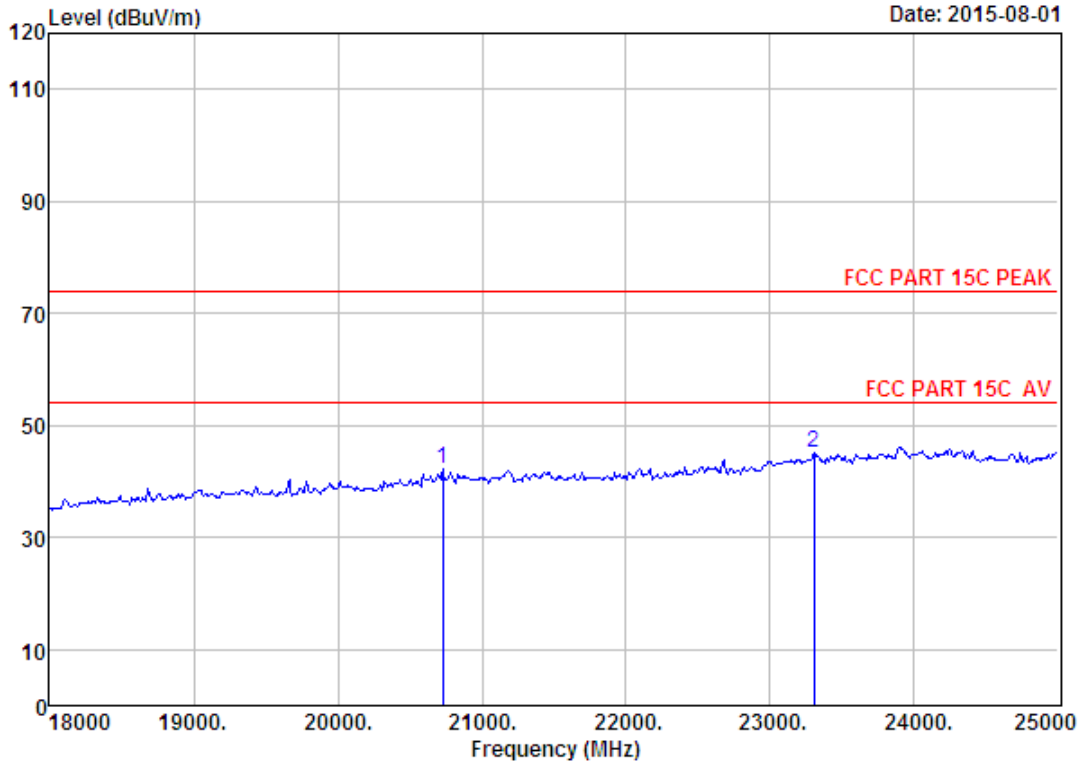




Site no. : 1# 966 chamber Data no. : 711
 Dis. / Ant. : 3m ANT ABOVE 18G Ant. pol. : VERTICAL
 Limit : FCC PART 15C PEAK
 Env. / Ins. : Temp:23.6';Humi:56%;Press:101.52kPa
 Engineer : Tony
 EUT : LED TV
 Power : AC 120V/60Hz
 M/N : WE75NC4210
 Test Mode : IEEE 802.11b CH7 2442TX
 Antenna a

	Freq. (MHz)	Ant. Factor (dB/m)	Cable Loss (dB)	Amp Factor (dB)	Reading (dBuV)	Emission Level (dBuV/m)	Limits (dBuV/m)	Margin (dB)	Remark
1	20730.00	46.14	20.01	36.05	12.28	42.38	74.00	31.62	Peak
2	23306.00	45.66	21.43	33.53	11.63	45.19	74.00	28.81	Peak

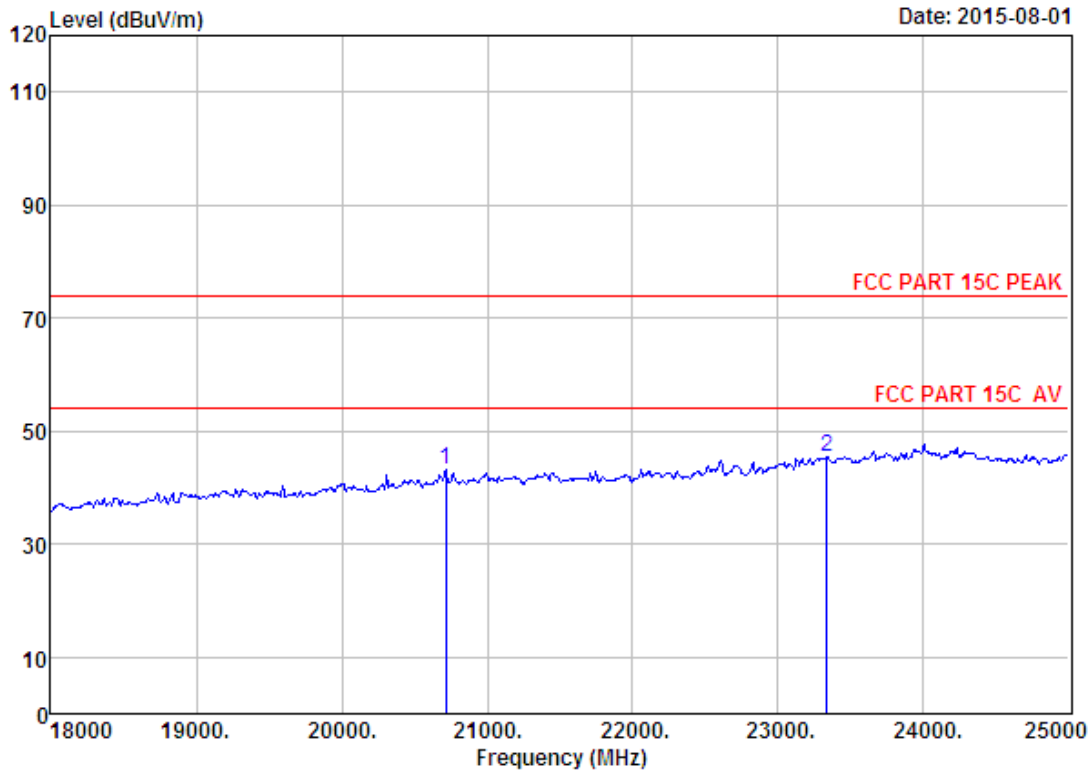
Remarks: 1. Emission Level= Antenna Factor + Cable Loss - Amp Factor + Reading.
 2. The emission levels that are 20dB below the official limit are not reported.



Site no. : 1# 966 chamber Data no. : 711
 Dis. / Ant. : 3m ANT ABOVE 18G Ant. pol. : VERTICAL
 Limit : FCC PART 15C PEAK
 Env. / Ins. : Temp:23.6';Humi:56%;Press:101.52kPa
 Engineer : Tony
 EUT : LED TV
 Power : AC 120V/60Hz
 M/N : WE75NC4210
 Test Mode : IEEE 802.11b CH7 2442TX
 Antenna a

	Freq. (MHz)	Ant. Factor (dB/m)	Cable Loss (dB)	Amp Factor (dB)	Reading (dBUV)	Emission Level (dBUV/m)	Limits (dBUV/m)	Margin (dB)	Remark
1	20730.00	46.14	20.01	36.05	12.28	42.38	74.00	31.62	Peak
2	23306.00	45.66	21.43	33.53	11.63	45.19	74.00	28.81	Peak

Remarks: 1. Emission Level= Antenna Factor + Cable Loss - Amp Factor + Reading.
 2. The emission levels that are 20dB below the official limit are not reported.



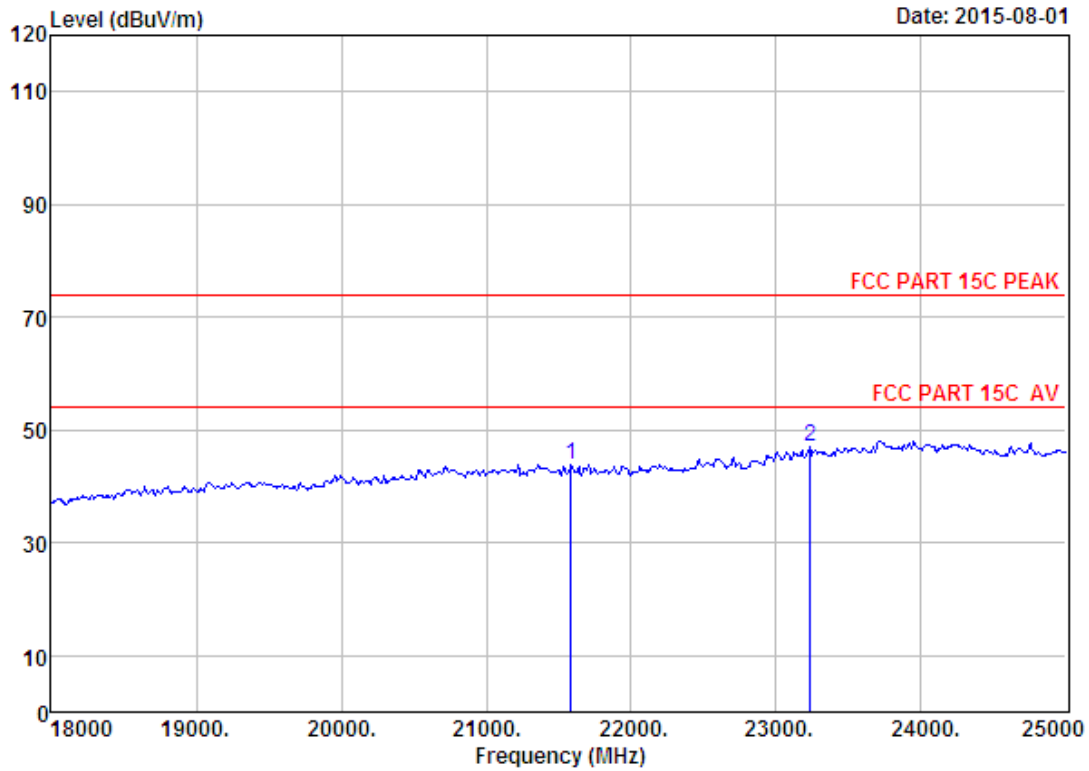
Date: 2015-08-01

Site no. : 1# 966 chamber Data no. : 712
 Dis. / Ant. : 3m ANT ABOVE 18G Ant. pol. : HORIZONTAL
 Limit : FCC PART 15C PEAK
 Env. / Ins. : Temp:23.6';Humi:56%;Press:101.52kPa
 Engineer : Tony
 EUT : LED TV
 Power : AC 120V/60Hz
 M/N : WE75NC4210
 Test Mode : IEEE 802.11b CH7 2442TX
 Antenna a

	Freq. (MHz)	Ant. Factor (dB/m)	Cable Loss (dB)	Amp Factor (dB)	Reading (dBuV)	Emission Level (dBuV/m)	Limits (dBuV/m)	Margin (dB)	Remark
1	20716.00	46.12	20.00	36.05	13.08	43.15	74.00	30.85	Peak
2	23334.00	45.67	21.45	33.51	11.98	45.59	74.00	28.41	Peak

Remarks: 1. Emission Level= Antenna Factor + Cable Loss - Amp Factor + Reading.
 2. The emission levels that are 20dB below the official limit are not reported.

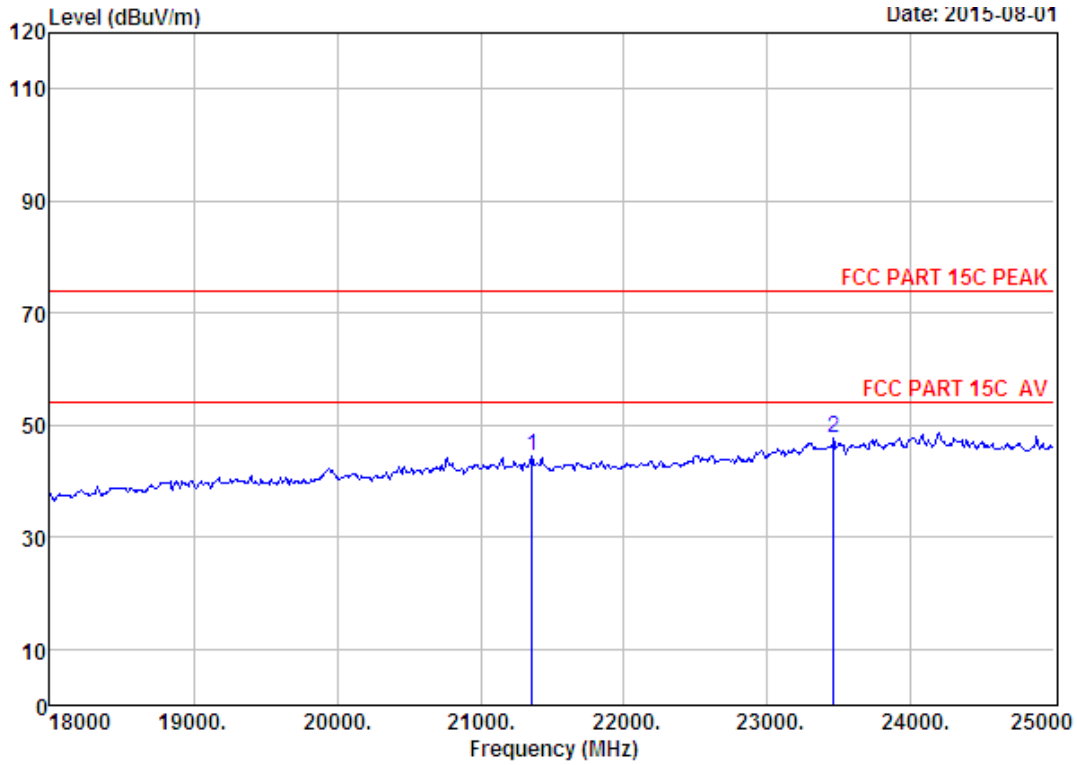




Site no. : 1# 966 chamber Data no. : 713
 Dis. / Ant. : 3m ANT ABOVE 18G Ant. pol. : HORIZONTAL
 Limit : FCC PART 15C PEAK
 Env. / Ins. : Temp:23.6';Humi:56%;Press:101.52kPa
 Engineer : Tony
 EUT : LED TV
 Power : AC 120V/60Hz
 M/N : WE75NC4210
 Test Mode : IEEE 802.11b CH13 2472TX
 Antenna a

	Freq. (MHz)	Ant. Factor (dB/m)	Cable Loss (dB)	Amp Factor (dB)	Reading (dBUV)	Emission Level (dBUV/m)	Limits (dBUV/m)	Margin (dB)	Remark
1	21584.00	45.95	20.38	35.28	12.84	43.89	74.00	30.11	Peak
2	23236.00	45.65	21.36	33.61	13.54	46.94	74.00	27.06	Peak

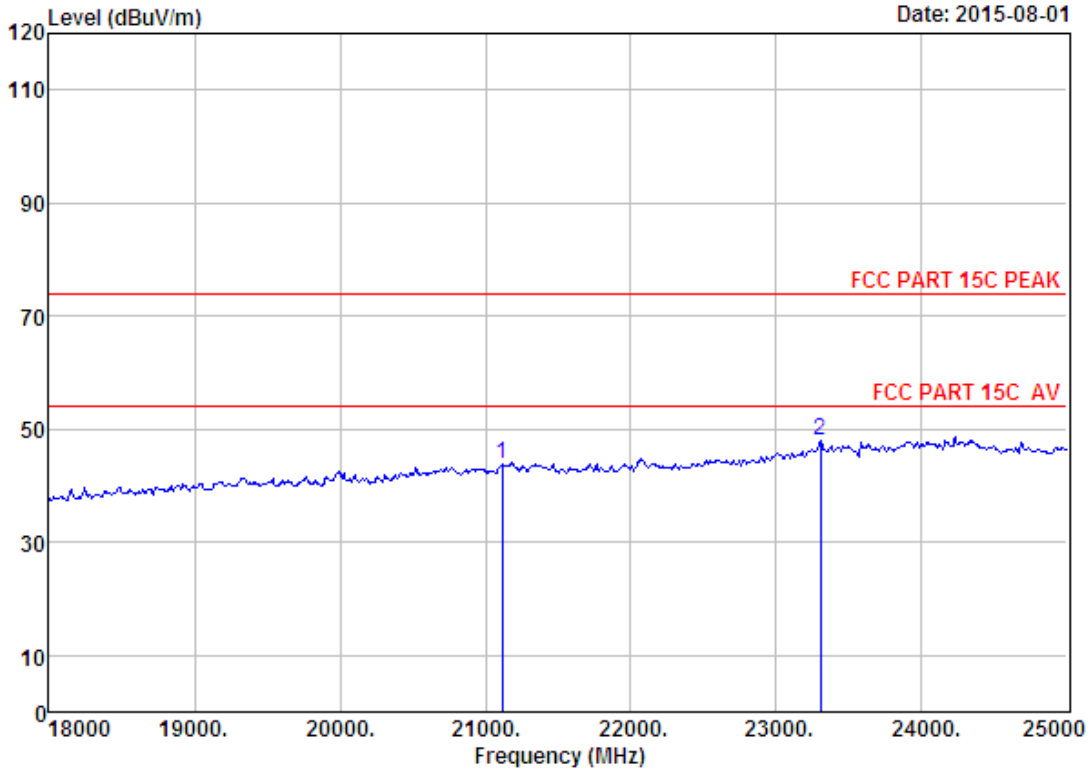
Remarks: 1. Emission Level= Antenna Factor + Cable Loss - Amp Factor + Reading.
 2. The emission levels that are 20dB below the official limit are not reported.



Site no. : 1# 966 chamber Data no. : 714
 Dis. / Ant. : 3m ANT ABOVE 18G Ant. pol. : VERTICAL
 Limit : FCC PART 15C PEAK
 Env. / Ins. : Temp:23.6';Humi:56%;Press:101.52kPa
 Engineer : Tony
 EUT : LED TV
 Power : AC 120V/60Hz
 M/N : WE75NC4210
 Test Mode : IEEE 802.11b CH13 2472TX
 Antenna a

	Freq. (MHz)	Ant. Factor (dB/m)	Cable Loss (dB)	Amp Factor (dB)	Reading (dBuV)	Emission Level (dBuV/m)	Limits (dBuV/m)	Margin (dB)	Remark
1	21360.00	46.08	20.28	35.49	13.48	44.35	74.00	29.65	Peak
2	23460.00	45.69	21.56	33.38	13.88	47.75	74.00	26.25	Peak

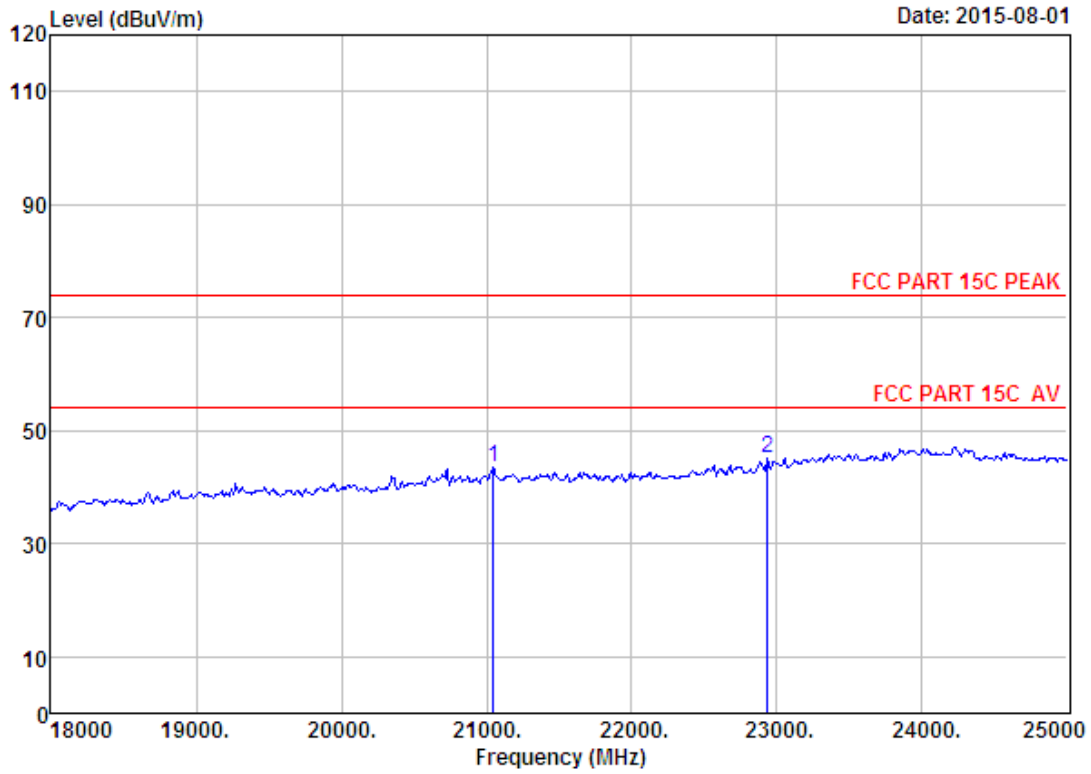
Remarks: 1. Emission Level= Antenna Factor + Cable Loss - Amp Factor + Reading.
 2. The emission levels that are 20dB below the official limit are not reported.



Site no. : 1# 966 chamber Data no. : 715
 Dis. / Ant. : 3m ANT ABOVE 18G Ant. pol. : VERTICAL
 Limit : FCC PART 15C PEAK
 Env. / Ins. : Temp:23.6';Humi:56%;Press:101.52kPa
 Engineer : Tony
 EUT : LED TV
 Power : AC 120V/60Hz
 M/N : WE75NC4210
 Test Mode : IEEE 802.11g CH1 2412TX
 Antenna a

	Freq. (MHz)	Ant. Factor (dB/m)	Cable Loss (dB)	Amp Factor (dB)	Reading (dBuV)	Emission Level (dBuV/m)	Limits (dBuV/m)	Margin (dB)	Remark
1	21115.00	46.22	20.18	35.69	12.97	43.68	74.00	30.32	Peak
2	23306.00	45.66	21.43	33.53	14.37	47.93	74.00	26.07	Peak

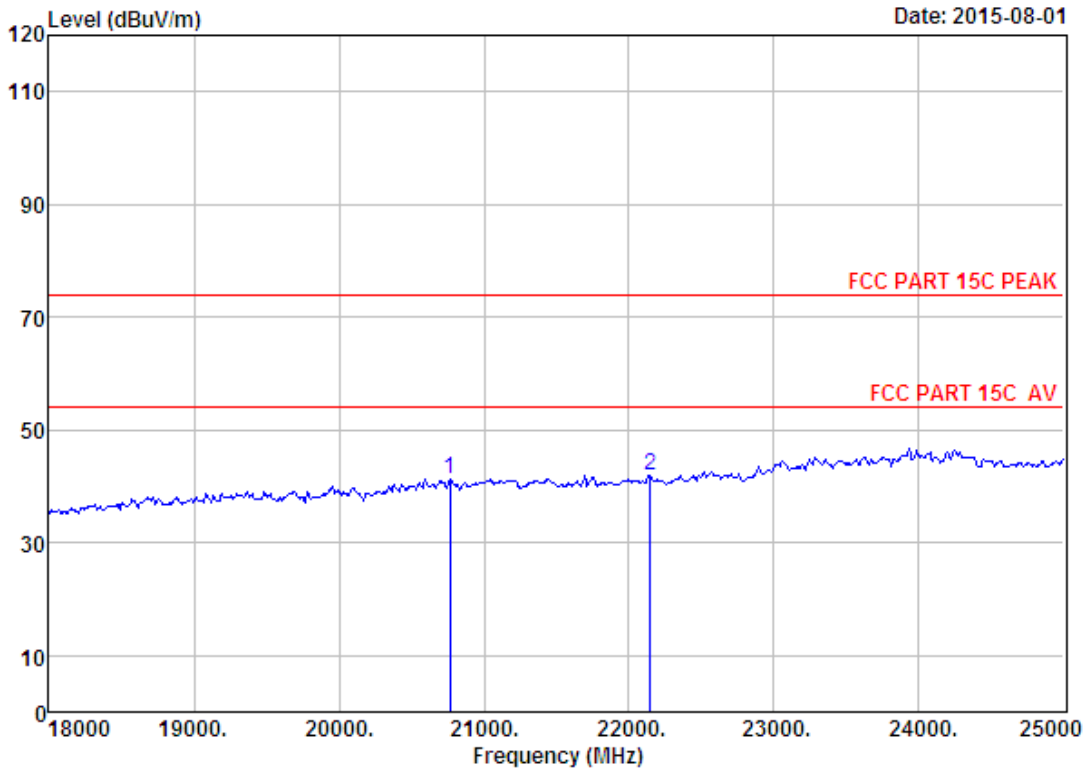
Remarks: 1. Emission Level= Antenna Factor + Cable Loss - Amp Factor + Reading.
 2. The emission levels that are 20dB below the official limit are not reported.



Site no. : 1# 966 chamber Data no. : 716
 Dis. / Ant. : 3m ANT ABOVE 18G Ant. pol. : HORIZONTAL
 Limit : FCC PART 15C PEAK
 Env. / Ins. : Temp:23.6';Humi:56%;Press:101.52kPa
 Engineer : Tony
 EUT : LED TV
 Power : AC 120V/60Hz
 M/N : WE75NC4210
 Test Mode : IEEE 802.11g CH1 2412TX
 Antenna a

	Freq. (MHz)	Ant. Factor (dB/m)	Cable Loss (dB)	Amp Factor (dB)	Reading (dBuV)	Emission Level (dBuV/m)	Limits (dBuV/m)	Margin (dB)	Remark
1	21045.00	46.27	20.15	35.76	12.94	43.60	74.00	30.40	Peak
2	22935.00	45.63	21.11	33.93	12.22	45.03	74.00	28.97	Peak

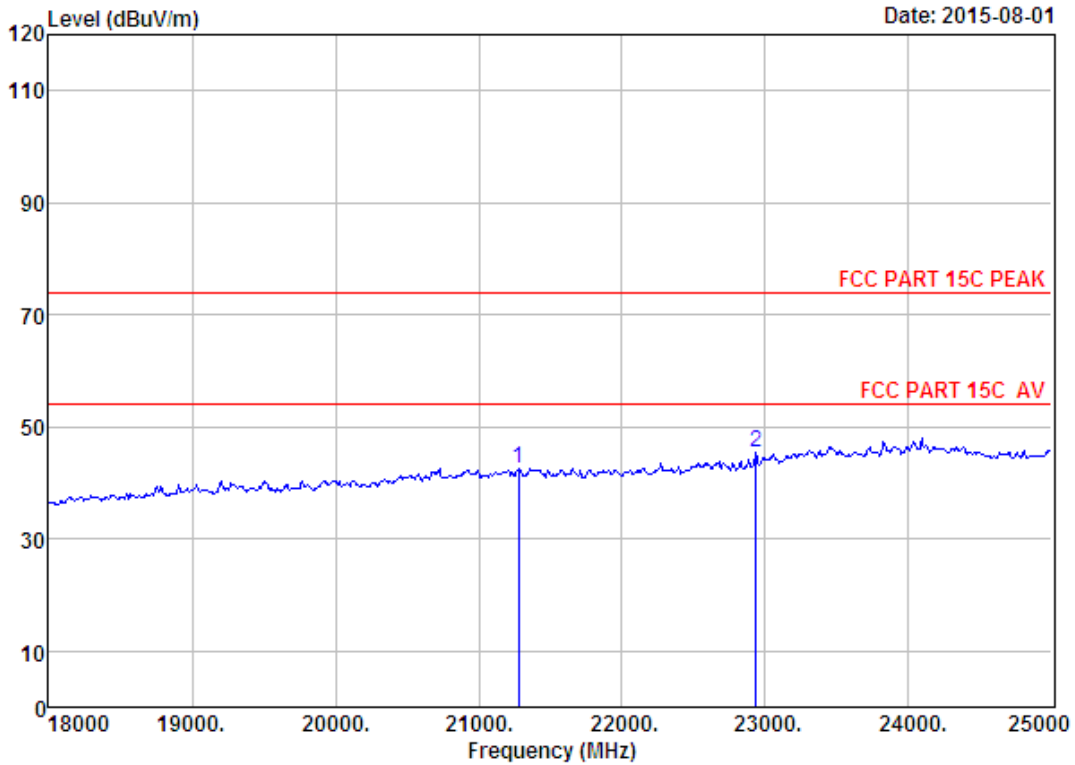
Remarks: 1. Emission Level= Antenna Factor + Cable Loss - Amp Factor + Reading.
 2. The emission levels that are 20dB below the official limit are not reported.



Site no. : 1# 966 chamber Data no. : 717
 Dis. / Ant. : 3m ANT ABVOE 18G Ant. pol. : HORIZONTAL
 Limit : FCC PART 15C PEAK
 Env. / Ins. : Temp:23.6';Humi:56%;Press:101.52kPa
 Engineer : Tony
 EUT : LED TV
 Power : AC 120V/60Hz
 M/N : WE75NC4210
 Test Mode : IEEE 802.11g CH7 2442TX
 Antenna a

	Freq. (MHz)	Ant. Factor (dB/m)	Cable Loss (dB)	Amp Factor (dB)	Reading (dBuV)	Emission Level (dBuV/m)	Limits (dBuV/m)	Margin (dB)	Remark
1	20765.00	46.16	20.02	36.00	11.24	41.42	74.00	32.58	Peak
2	22144.00	45.73	20.64	34.74	10.39	42.02	74.00	31.98	Peak

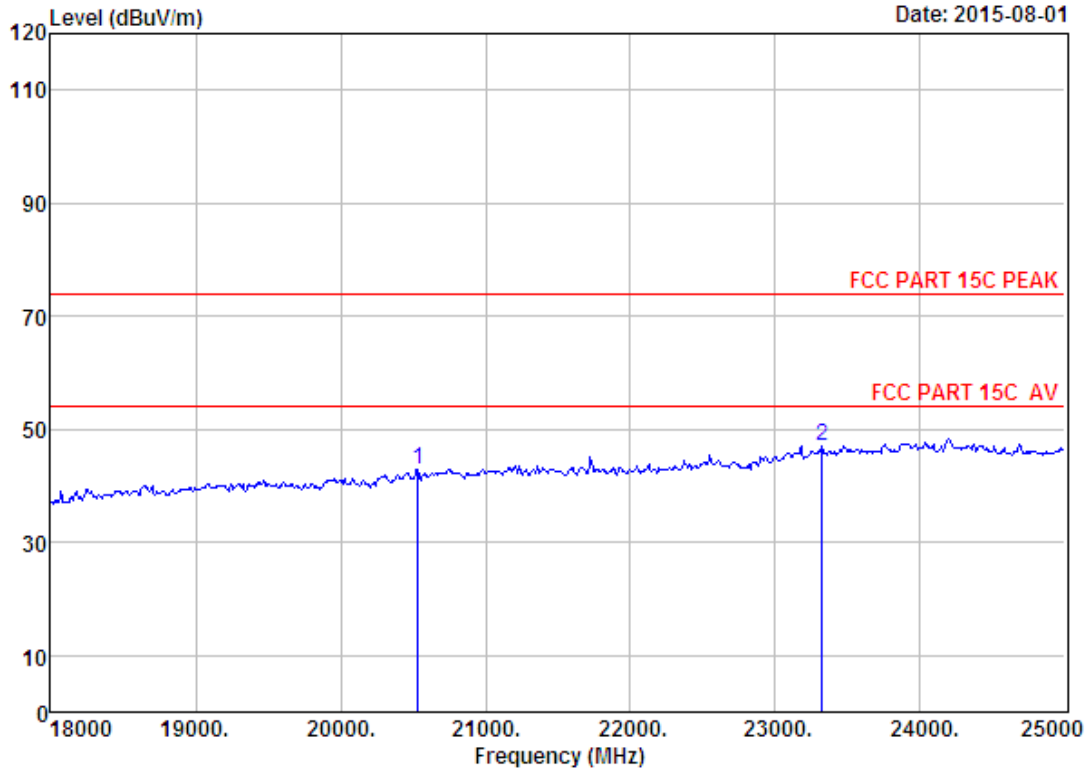
Remarks: 1. Emission Level= Antenna Factor + Cable Loss - Amp Factor + Reading.
 2. The emission levels that are 20dB below the official limit are not reported.



Site no. : 1# 966 chamber Data no. : 718
 Dis. / Ant. : 3m ANT ABOVE 18G Ant. pol. : VERTICAL
 Limit : FCC PART 15C PEAK
 Env. / Ins. : Temp:23.6';Humi:56%;Press:101.52kPa
 Engineer : Tony
 EUT : LED TV
 Power : AC 120V/60Hz
 M/N : WE75NC4210
 Test Mode : IEEE 802.11g CH7 2442TX
 Antenna a

	Freq. (MHz)	Ant. Factor (dB/m)	Cable Loss (dB)	Amp Factor (dB)	Reading (dBuV)	Emission Level (dBuV/m)	Limits (dBuV/m)	Margin (dB)	Remark
1	21276.00	46.13	20.25	35.55	11.77	42.60	74.00	31.40	Peak
2	22935.00	45.63	21.11	33.93	12.50	45.31	74.00	28.69	Peak

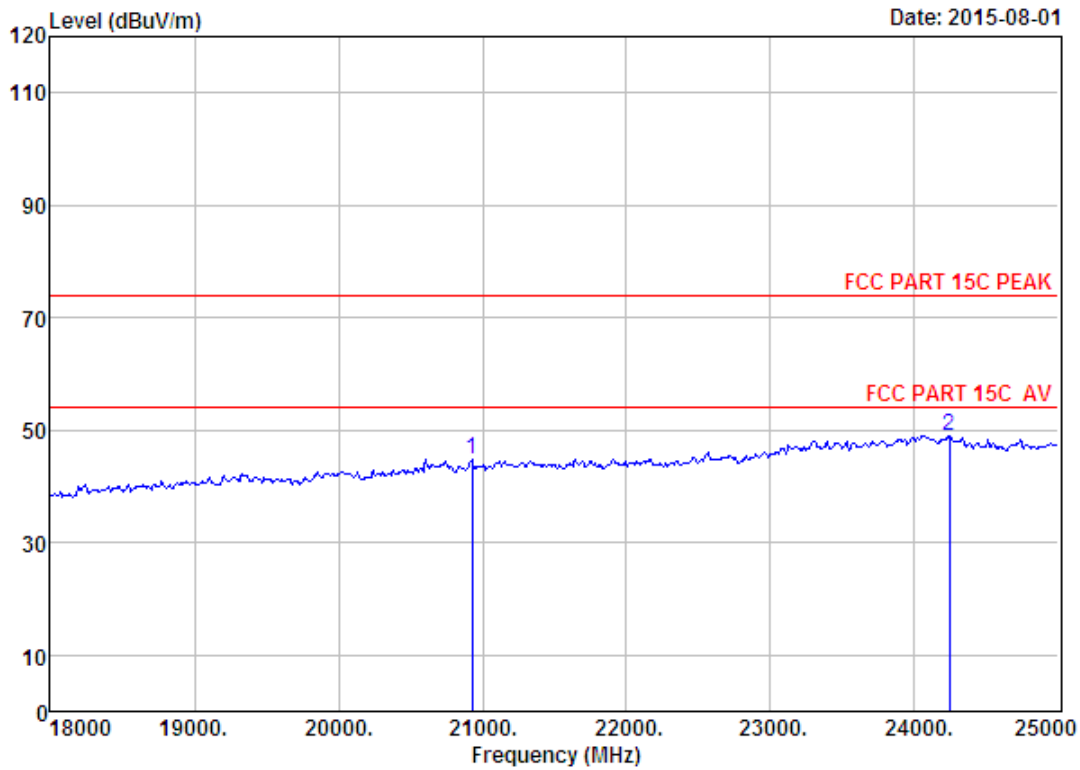
Remarks: 1. Emission Level= Antenna Factor + Cable Loss - Amp Factor + Reading.
 2. The emission levels that are 20dB below the official limit are not reported.



Site no. : 1# 966 chamber Data no. : 719
 Dis. / Ant. : 3m ANT ABOVE 18G Ant. pol. : VERTICAL
 Limit : FCC PART 15C PEAK
 Env. / Ins. : Temp:23.6';Humi:56%;Press:101.52kPa
 Engineer : Tony
 EUT : LED TV
 Power : AC 120V/60Hz
 M/N : WE75NC4210
 Test Mode : IEEE 802.11g CH13 2472TX
 Antenna a

	Freq. (MHz)	Ant. Factor (dB/m)	Cable Loss (dB)	Amp Factor (dB)	Reading (dBuV)	Emission Level (dBuV/m)	Limits (dBuV/m)	Margin (dB)	Remark
1	20534.00	46.01	19.92	36.23	13.29	42.99	74.00	31.01	Peak
2	23320.00	45.67	21.43	33.51	13.48	47.07	74.00	26.93	Peak

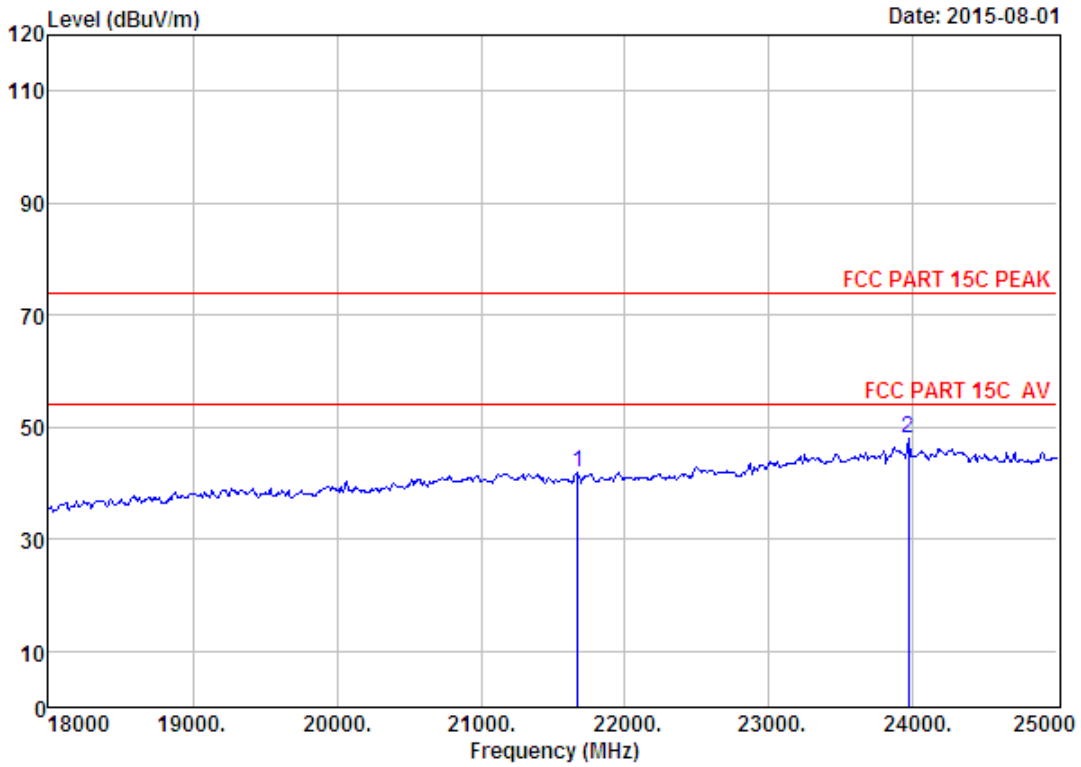
Remarks: 1. Emission Level= Antenna Factor + Cable Loss - Amp Factor + Reading.
 2. The emission levels that are 20dB below the official limit are not reported.



Site no. : 1# 966 chamber Data no. : 720
 Dis. / Ant. : 3m ANT ABVOE 18G Ant. pol. : HORIZONTAL
 Limit : FCC PART 15C PEAK
 Env. / Ins. : Temp:23.6';Humi:56%;Press:101.52kPa
 Engineer : Tony
 EUT : LED TV
 Power : AC 120V/60Hz
 M/N : WE75NC4210
 Test Mode : IEEE 802.11g CH13 2472TX
 Antenna a

	Freq. (MHz)	Ant. Factor (dB/m)	Cable Loss (dB)	Amp Factor (dB)	Reading (dBuV)	Emission Level (dBuV/m)	Limits (dBuV/m)	Margin (dB)	Remark
1	20926.00	46.26	20.10	35.87	14.23	44.72	74.00	29.28	Peak
2	24244.00	45.65	22.18	33.19	14.46	49.10	74.00	24.90	Peak

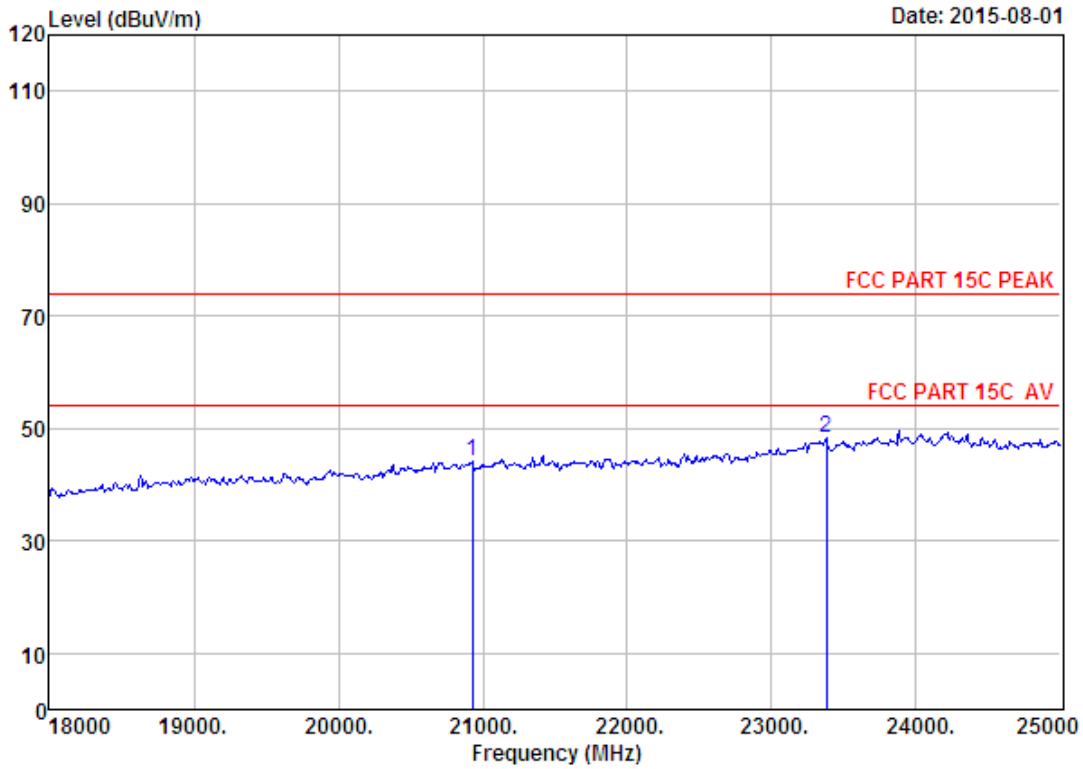
Remarks: 1. Emission Level= Antenna Factor + Cable Loss - Amp Factor + Reading.
 2. The emission levels that are 20dB below the official limit are not reported.



Site no. : 1# 966 chamber Data no. : 721
 Dis. / Ant. : 3m ANT ABVOE 18G Ant. pol. : HORIZONTAL
 Limit : FCC PART 15C PEAK
 Env. / Ins. : Temp:23.6';Humi:56%;Press:101.52kPa
 Engineer : Tony
 EUT : LED TV
 Power : AC 120V/60Hz
 M/N : WE75NC4210
 Test Mode : IEEE 802.11n HT20 CH1 2412TX
 Antenna a

	Freq. (MHz)	Ant. Factor (dB/m)	Cable Loss (dB)	Amp Factor (dB)	Reading (dBuV)	Emission Level (dBuV/m)	Limits (dBuV/m)	Margin (dB)	Remark
1	21675.00	45.90	20.42	35.19	10.76	41.89	74.00	32.11	Peak
2	23964.00	45.61	22.02	32.83	13.09	47.89	74.00	26.11	Peak

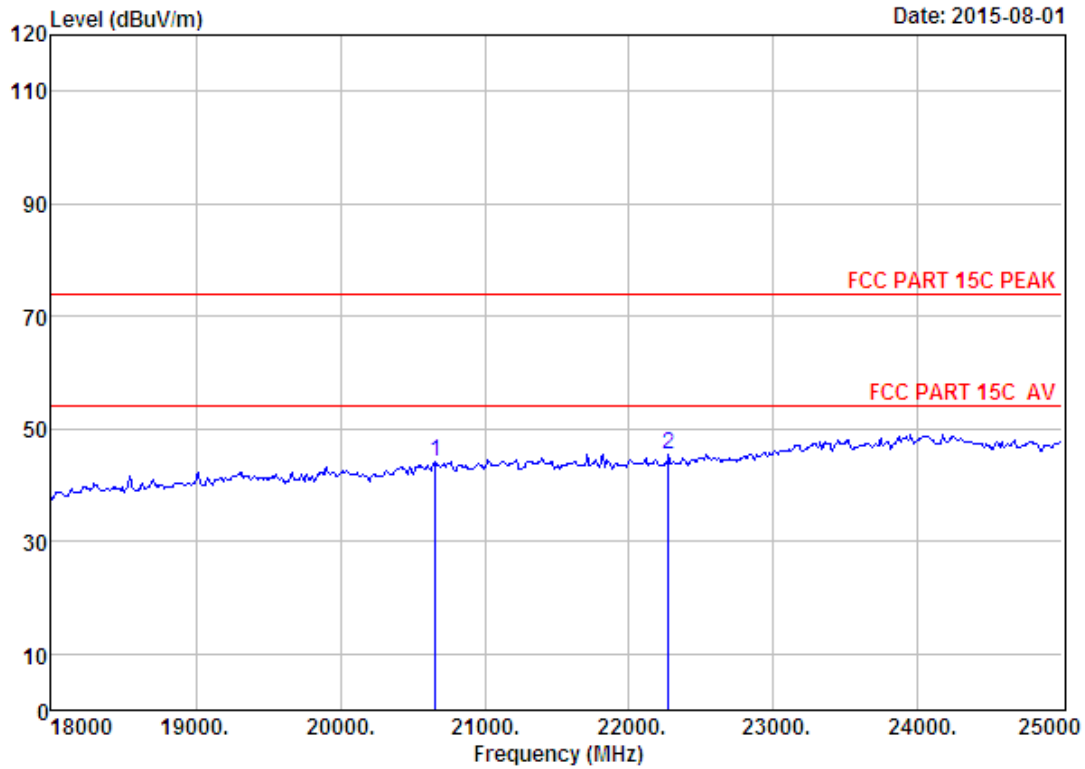
Remarks: 1. Emission Level= Antenna Factor + Cable Loss - Amp Factor + Reading.
 2. The emission levels that are 20dB below the official limit are not reported.



Site no. : 1# 966 chamber Data no. : 722
 Dis. / Ant. : 3m ANT ABOVE 18G Ant. pol. : VERTICAL
 Limit : FCC PART 15C PEAK
 Env. / Ins. : Temp:23.6';Humi:56%;Press:101.52kPa
 Engineer : Tony
 EUT : LED TV
 Power : AC 120V/60Hz
 M/N : WE75NC4210
 Test Mode : IEEE 802.11n HT20 CH1 2412TX
 Antenna a

	Freq. (MHz)	Ant. Factor (dB/m)	Cable Loss (dB)	Amp Factor (dB)	Reading (dBuV)	Emission Level (dBuV/m)	Limits (dBuV/m)	Margin (dB)	Remark
1	20926.00	46.26	20.10	35.87	13.64	44.13	74.00	29.87	Peak
2	23376.00	45.67	21.48	33.46	14.50	48.19	74.00	25.81	Peak

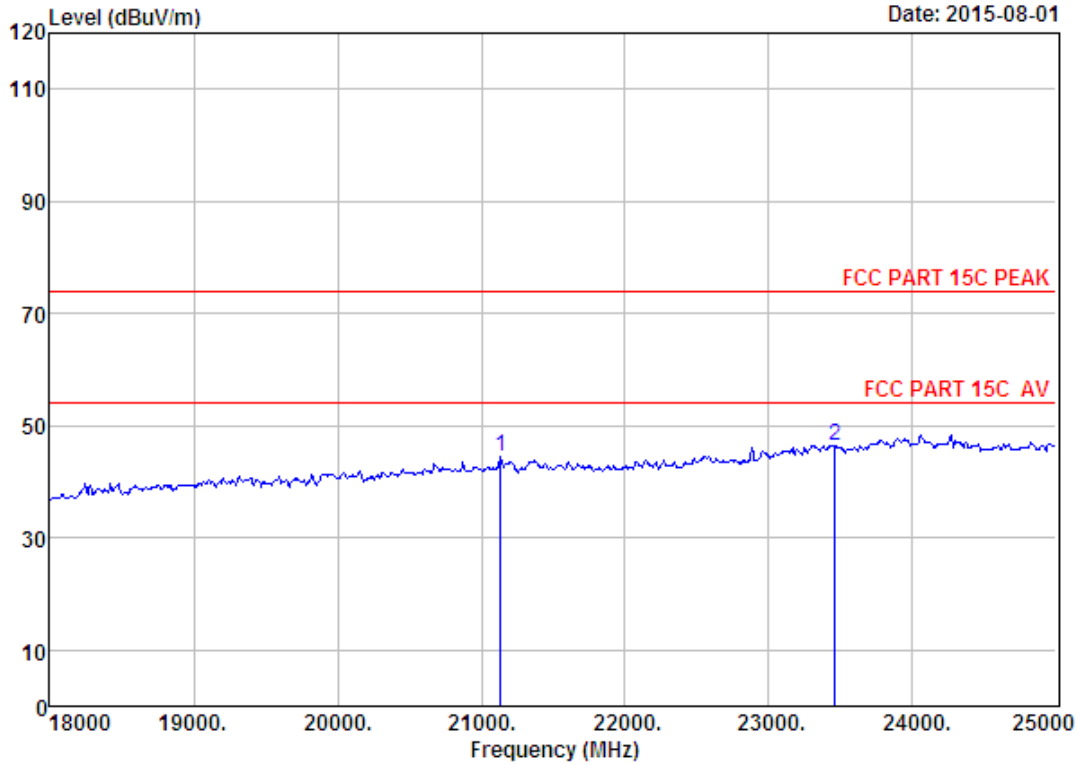
Remarks: 1. Emission Level= Antenna Factor + Cable Loss - Amp Factor + Reading.
 2. The emission levels that are 20dB below the official limit are not reported.



Site no. : 1# 966 chamber Data no. : 723
 Dis. / Ant. : 3m ANT ABOVE 18G Ant. pol. : VERTICAL
 Limit : FCC PART 15C PEAK
 Env. / Ins. : Temp:23.6';Humi:56%;Press:101.52kPa
 Engineer : Tony
 EUT : LED TV
 Power : AC 120V/60Hz
 M/N : WE75NC4210
 Test Mode : IEEE 802.11n HT20 CH7 2442TX
 Antenna a

	Freq. (MHz)	Ant. Factor (dB/m)	Cable Loss (dB)	Amp Factor (dB)	Reading (dBuV)	Emission Level (dBuV/m)	Limits (dBuV/m)	Margin (dB)	Remark
1	20660.00	46.10	19.98	36.12	14.13	44.09	74.00	29.91	Peak
2	22270.00	45.75	20.72	34.61	13.71	45.57	74.00	28.43	Peak

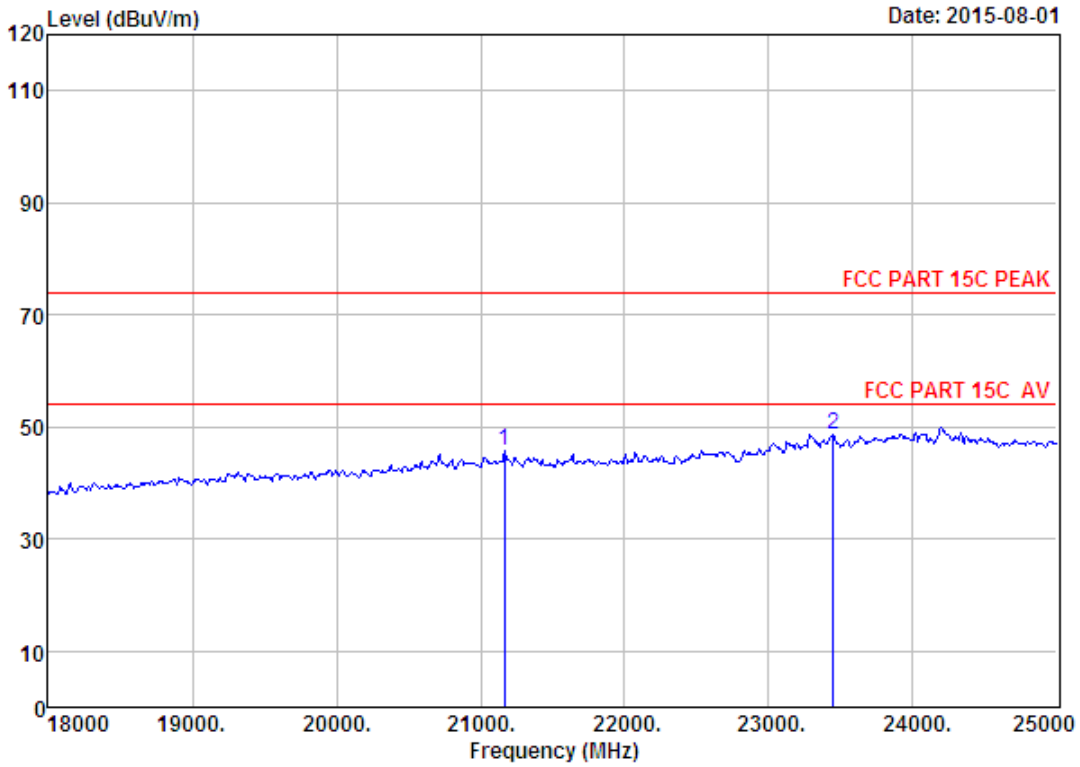
Remarks: 1. Emission Level= Antenna Factor + Cable Loss - Amp Factor + Reading.
 2. The emission levels that are 20dB below the official limit are not reported.



Site no. : 1# 966 chamber Data no. : 724
 Dis. / Ant. : 3m ANT ABOVE 18G Ant. pol. : HORIZONTAL
 Limit : FCC PART 15C PEAK
 Env. / Ins. : Temp:23.6';Humi:56%;Press:101.52kPa
 Engineer : Tony
 EUT : LED TV
 Power : AC 120V/60Hz
 M/N : WE75NC4210
 Test Mode : IEEE 802.11n HT20 CH7 2442TX
 Antenna a

	Freq. (MHz)	Ant. Factor (dB/m)	Cable Loss (dB)	Amp Factor (dB)	Reading (dBuV)	Emission Level (dBuV/m)	Limits (dBuV/m)	Margin (dB)	Remark
1	21136.00	46.21	20.19	35.69	13.61	44.32	74.00	29.68	Peak
2	23460.00	45.69	21.56	33.38	12.69	46.56	74.00	27.44	Peak

Remarks: 1. Emission Level= Antenna Factor + Cable Loss - Amp Factor + Reading.
 2. The emission levels that are 20dB below the official limit are not reported.

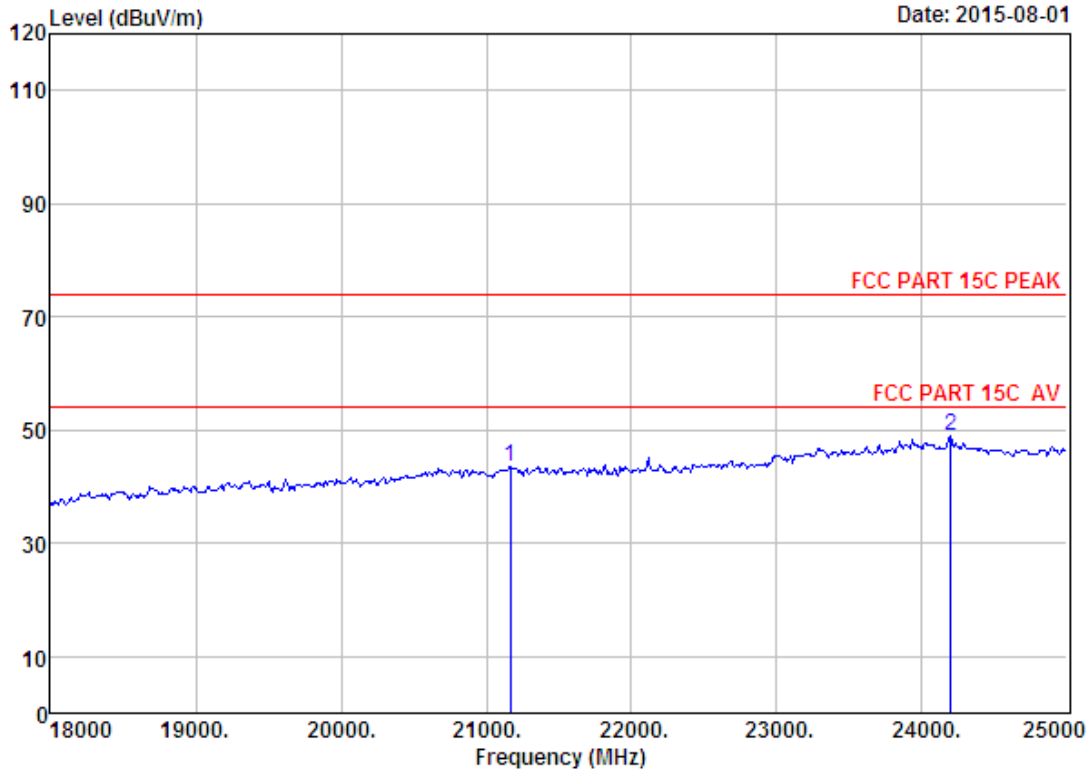


```

Site no.       : 1# 966 chamber           Data no.   : 725
Dis. / Ant.    : 3m  ANT ABVOE 18G       Ant. pol.  : HORIZONTAL
Limit         : FCC PART 15C PEAK
Env. / Ins.    : Temp:23.6';Humi:56%;Press:101.52kPa
Engineer      : Tony
EUI          : LED TV
Power         : AC 120V/60Hz
M/N          : WE75NC4210
Test Mode     : IEEE 802.11n HT20 CH13 2472TX
                Antenna a
    
```

	Freq. (MHz)	Ant. Factor (dB/m)	Cable Loss (dB)	Amp Factor (dB)	Reading (dBuV)	Emission Level (dBuV/m)	Limits (dBuV/m)	Margin (dB)	Remark
1	21164.00	46.20	20.20	35.64	15.01	45.77	74.00	28.23	Peak
2	23446.00	45.69	21.55	33.38	14.83	48.69	74.00	25.31	Peak

Remarks: 1. Emission Level= Antenna Factor + Cable Loss - Amp Factor + Reading.
 2. The emission levels that are 20dB below the official limit are not reported.

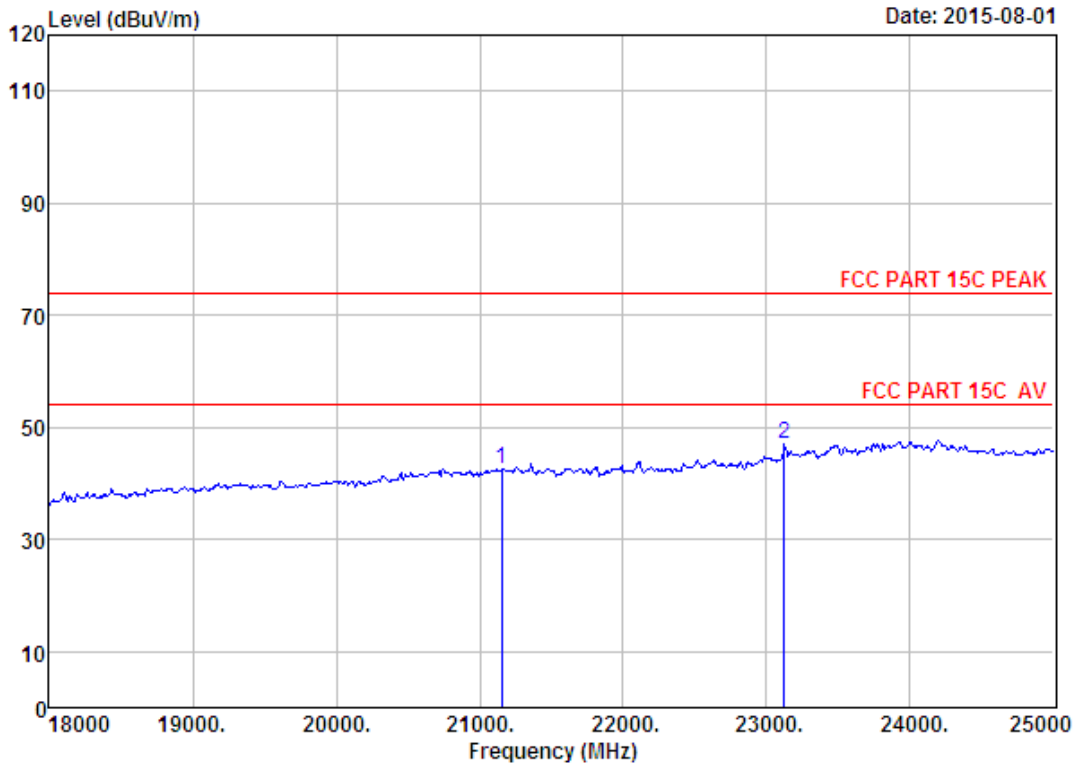


Date: 2015-08-01

Site no. : 1# 966 chamber Data no. : 726
 Dis. / Ant. : 3m ANT ABOVE 18G Ant. pol. : VERTICAL
 Limit : FCC PART 15C PEAK
 Env. / Ins. : Temp:23.6';Humi:56%;Press:101.52kPa
 Engineer : Tony
 EUT : LED TV
 Power : AC 120V/60Hz
 M/N : WE75NC4210
 Test Mode : IEEE 802.11n HT20 CH13 2472TX
 Antenna a

	Freq. (MHz)	Ant. Factor (dB/m)	Cable Loss (dB)	Amp Factor (dB)	Reading (dBuV)	Emission Level (dBuV/m)	Limits (dBuV/m)	Margin (dB)	Remark
1	21164.00	46.20	20.20	35.64	12.85	43.61	74.00	30.39	Peak
2	24195.00	45.64	22.15	33.11	14.14	48.82	74.00	25.18	Peak

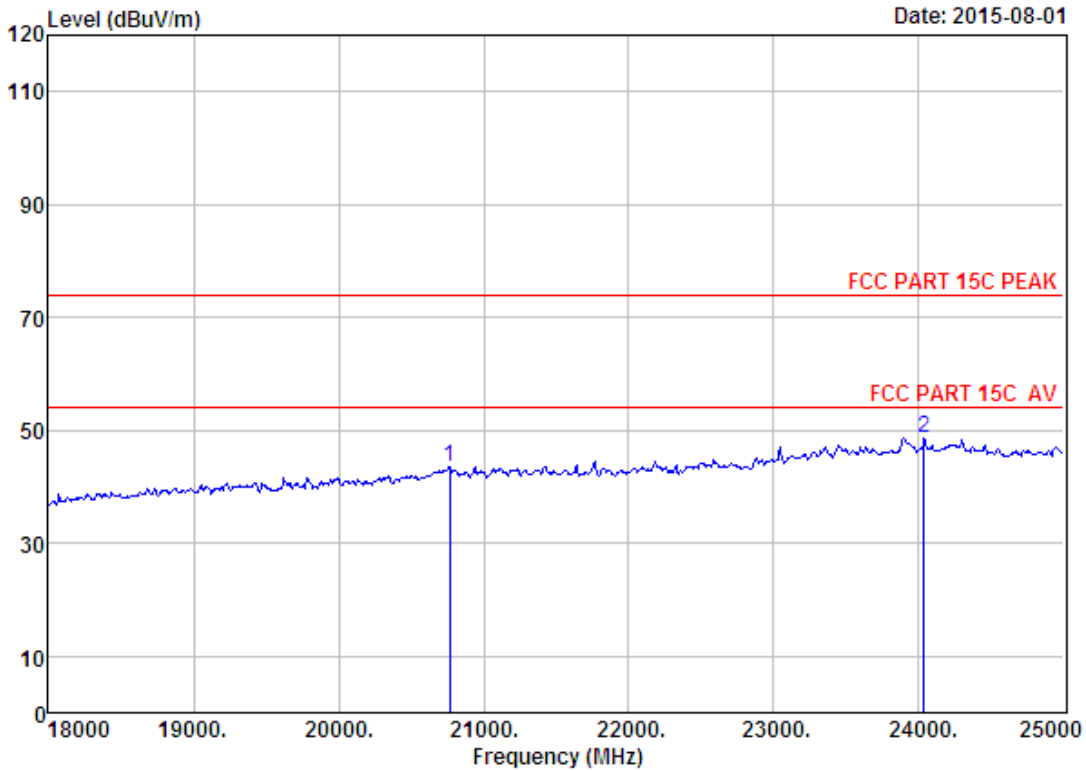
Remarks: 1. Emission Level= Antenna Factor + Cable Loss - Amp Factor + Reading.
 2. The emission levels that are 20dB below the official limit are not reported.



Site no. : 1# 966 chamber Data no. : 727
 Dis. / Ant. : 3m ANT ABOVE 18G Ant. pol. : VERTICAL
 Limit : FCC PART 15C PEAK
 Env. / Ins. : Temp:23.6';Humi:56%;Press:101.52kPa
 Engineer : Tony
 EUT : LED TV
 Power : AC 120V/60Hz
 M/N : WE75NC4210
 Test Mode : IEEE 802.11n HT40 CH1 2422TX
 Antenna a

	Freq. (MHz)	Ant. Factor (dB/m)	Cable Loss (dB)	Amp Factor (dB)	Reading (dBuV)	Emission Level (dBuV/m)	Limits (dBuV/m)	Margin (dB)	Remark
1	21150.00	46.21	20.20	35.67	11.70	42.44	74.00	31.56	Peak
2	23124.00	45.63	21.26	33.72	13.84	47.01	74.00	26.99	Peak

Remarks: 1. Emission Level= Antenna Factor + Cable Loss - Amp Factor + Reading.
 2. The emission levels that are 20dB below the official limit are not reported.



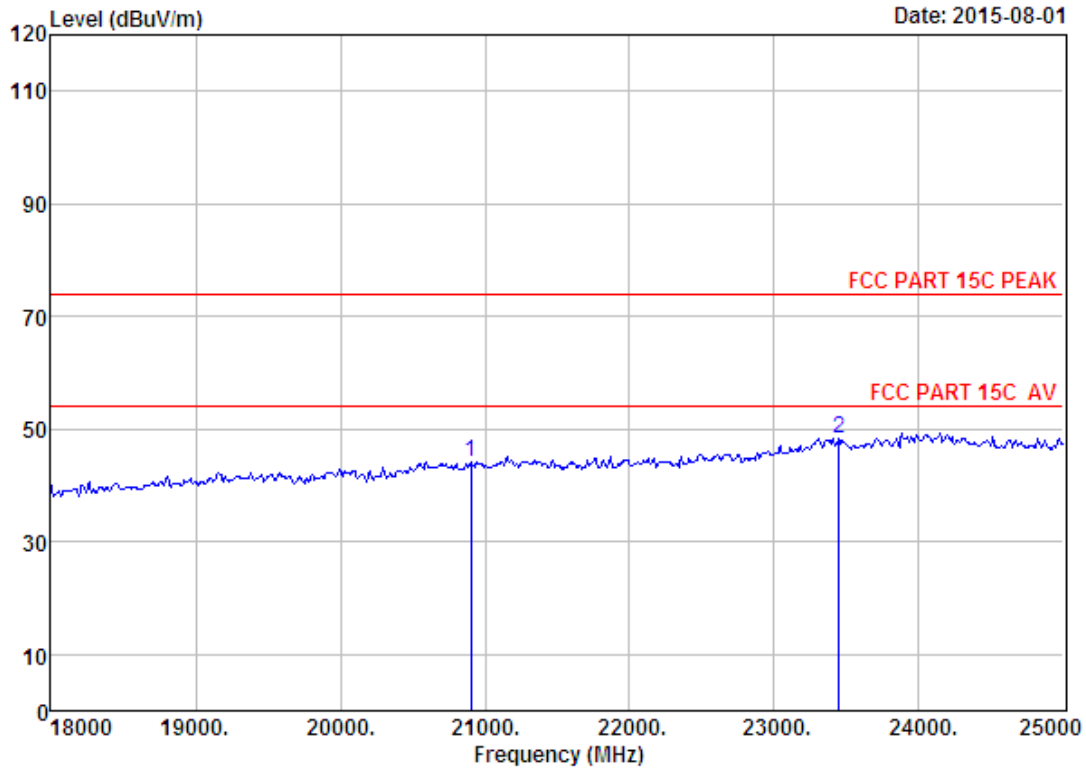
Date: 2015-08-01

Site no. : 1# 966 chamber Data no. : 728
 Dis. / Ant. : 3m ANT ABVOE 18G Ant. pol. : HORIZONTAL
 Limit : FCC PART 15C PEAK
 Env. / Ins. : Temp:23.6';Humi:56%;Press:101.52kPa
 Engineer : Tony
 EUT : LED TV
 Power : AC 120V/60Hz
 M/N : WE75NC4210
 Test Mode : IEEE 802.11n HT40 CH1 2422TX
 Antenna a

	Freq. (MHz)	Ant. Factor (dB/m)	Cable Loss (dB)	Amp Factor (dB)	Reading (dBuV)	Emission Level (dBuV/m)	Limits (dBuV/m)	Margin (dB)	Remark
1	20765.00	46.16	20.02	36.00	13.43	43.61	74.00	30.39	Peak
2	24034.00	45.60	22.06	32.84	13.98	48.80	74.00	25.20	Peak

Remarks: 1. Emission Level= Antenna Factor + Cable Loss - Amp Factor + Reading.
 2. The emission levels that are 20dB below the official limit are not reported.

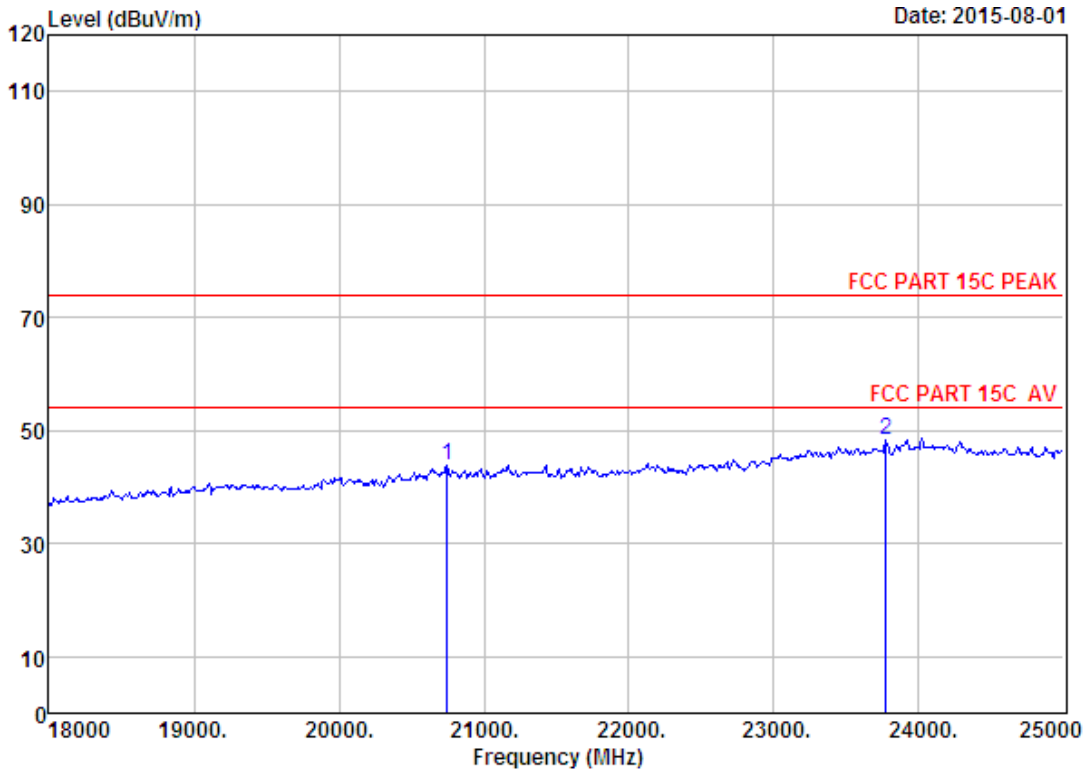




Site no. : 1# 966 chamber Data no. : 729
 Dis. / Ant. : 3m ANT ABOVE 18G Ant. pol. : HORIZONTAL
 Limit : FCC PART 15C PEAK
 Env. / Ins. : Temp:23.6%;Humi:56%;Press:101.52kPa
 Engineer : Tony
 EUT : LED TV
 Power : AC 120V/60Hz
 M/N : WE75NC4210
 Test Mode : IEEE 802.11n HT40 CH5 2442TX
 Antenna a

	Freq. (MHz)	Ant. Factor (dB/m)	Cable Loss (dB)	Amp Factor (dB)	Reading (dBuV)	Emission Level (dBuV/m)	Limits (dBuV/m)	Margin (dB)	Remark
1	20905.00	46.25	20.09	35.89	13.82	44.27	74.00	29.73	Peak
2	23446.00	45.69	21.55	33.38	14.52	48.38	74.00	25.62	Peak

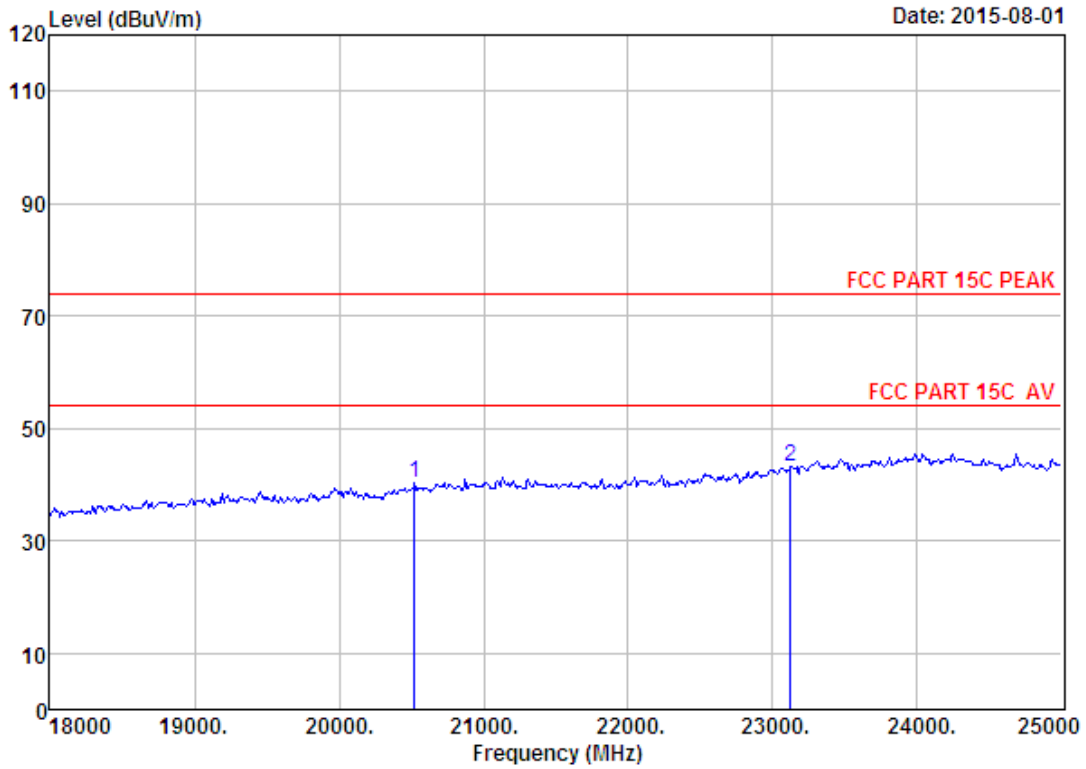
Remarks: 1. Emission Level= Antenna Factor + Cable Loss - Amp Factor + Reading.
 2. The emission levels that are 20dB below the official limit are not reported.



Site no. : 1# 966 chamber Data no. : 730
 Dis. / Ant. : 3m ANT ABOVE 18G Ant. pol. : VERTICAL
 Limit : FCC PART 15C PEAK
 Env. / Ins. : Temp:23.6';Humi:56%;Press:101.52kPa
 Engineer : Tony
 EUT : LED TV
 Power : AC 120V/60Hz
 M/N : WE75NC4210
 Test Mode : IEEE 802.11n HT40 CH5 2442TX
 Antenna a

	Freq. (MHz)	Ant. Factor (dB/m)	Cable Loss (dB)	Amp Factor (dB)	Reading (dBuV)	Emission Level (dBuV/m)	Limits (dBuV/m)	Margin (dB)	Remark
1	20744.00	46.15	20.02	36.03	13.80	43.94	74.00	30.06	Peak
2	23775.00	45.65	21.85	33.04	13.95	48.41	74.00	25.59	Peak

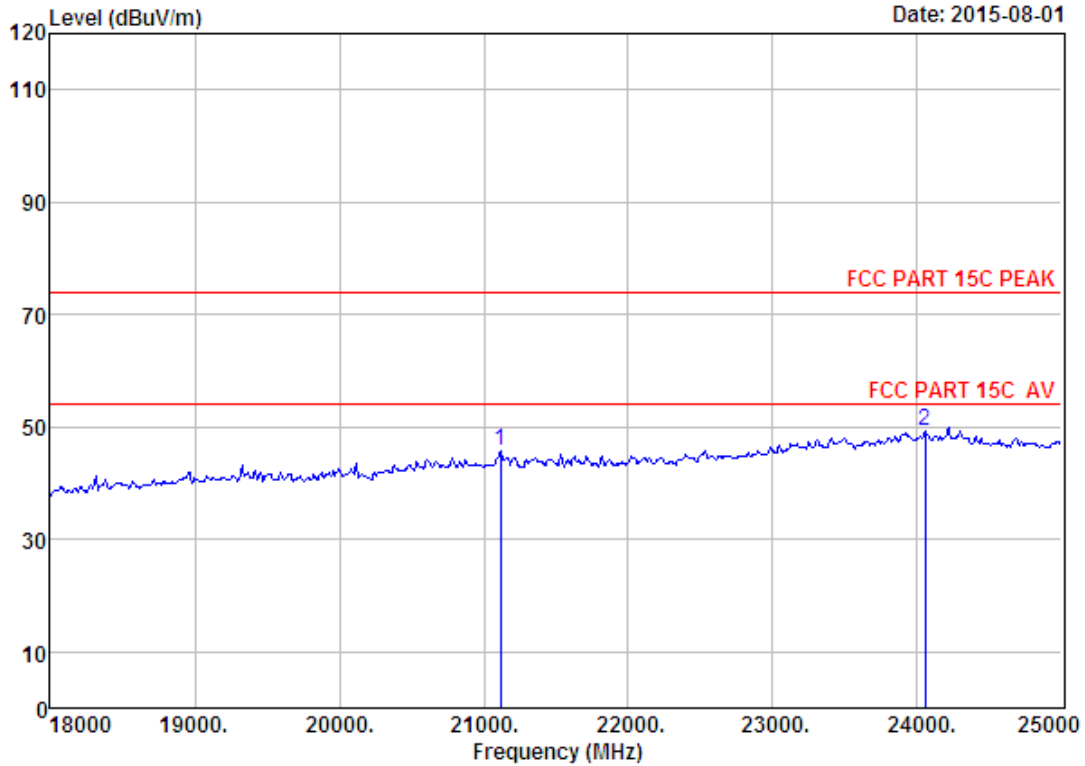
Remarks: 1. Emission Level= Antenna Factor + Cable Loss - Amp Factor + Reading.
 2. The emission levels that are 20dB below the official limit are not reported.



Site no. : 1# 966 chamber Data no. : 731
 Dis. / Ant. : 3m ANT ABOVE 18G Ant. pol. : VERTICAL
 Limit : FCC PART 15C PEAK
 Env. / Ins. : Temp:23.6';Humi:56%;Press:101.52kPa
 Engineer : Tony
 EUT : LED TV
 Power : AC 120V/60Hz
 M/N : WE75NC4210
 Test Mode : IEEE 802.11n HT40 CH9 2462TX
 Antenna a

	Freq. (MHz)	Ant. Factor (dB/m)	Cable Loss (dB)	Amp Factor (dB)	Reading (dBuV)	Emission Level (dBuV/m)	Limits (dBuV/m)	Margin (dB)	Remark
1	20520.00	46.01	19.92	36.23	10.58	40.28	74.00	33.72	Peak
2	23124.00	45.63	21.26	33.72	10.18	43.35	74.00	30.65	Peak

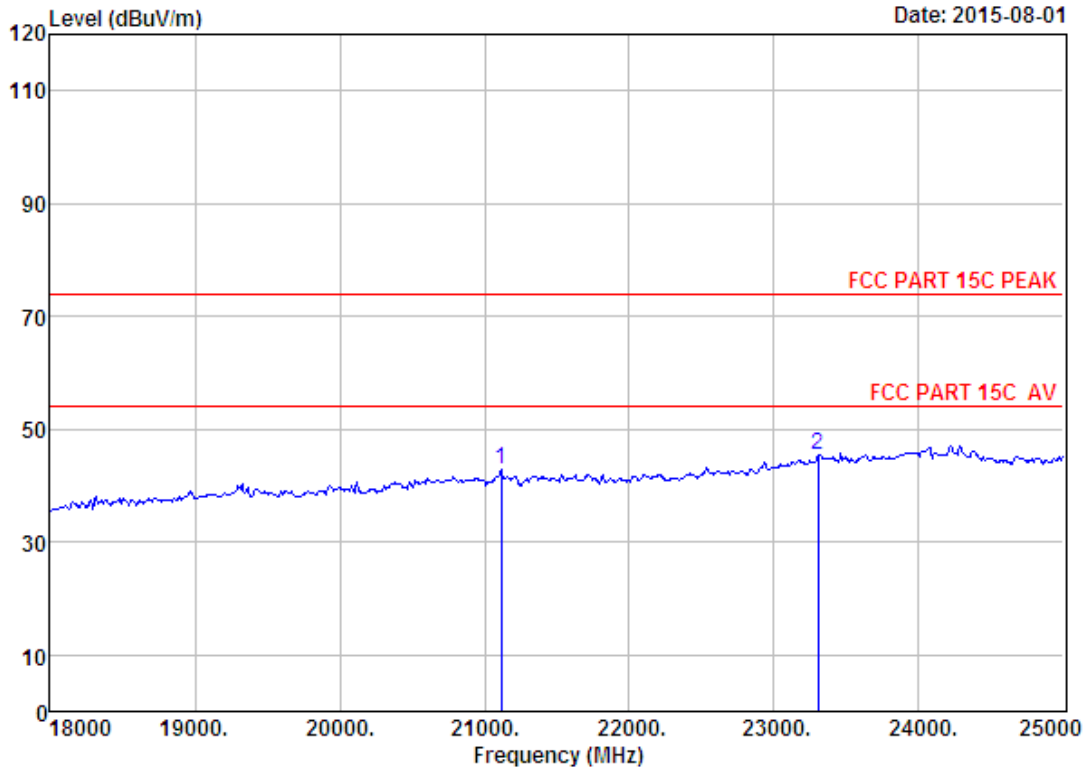
Remarks: 1. Emission Level= Antenna Factor + Cable Loss - Amp Factor + Reading.
 2. The emission levels that are 20dB below the official limit are not reported.



Site no. : 1# 966 chamber Data no. : 732
 Dis. / Ant. : 3m ANT ABVOE 18G Ant. pol. : HORIZONTAL
 Limit : FCC PART 15C PEAK
 Env. / Ins. : Temp:23.6';Humi:56%;Press:101.52kPa
 Engineer : Tony
 EUI : LED TV
 Power : AC 120V/60Hz
 M/N : WE75NC4210
 Test Mode : IEEE 802.11n HT40 CH9 2462TX
 Antenna a

	Freq. (MHz)	Ant. Factor (dB/m)	Cable Loss (dB)	Amp Factor (dB)	Reading (dBuV)	Emission Level (dBuV/m)	Limits (dBuV/m)	Margin (dB)	Remark
1	21115.00	46.22	20.18	35.69	15.12	45.83	74.00	28.17	Peak
2	24055.00	45.61	22.08	32.88	14.46	49.27	74.00	24.73	Peak

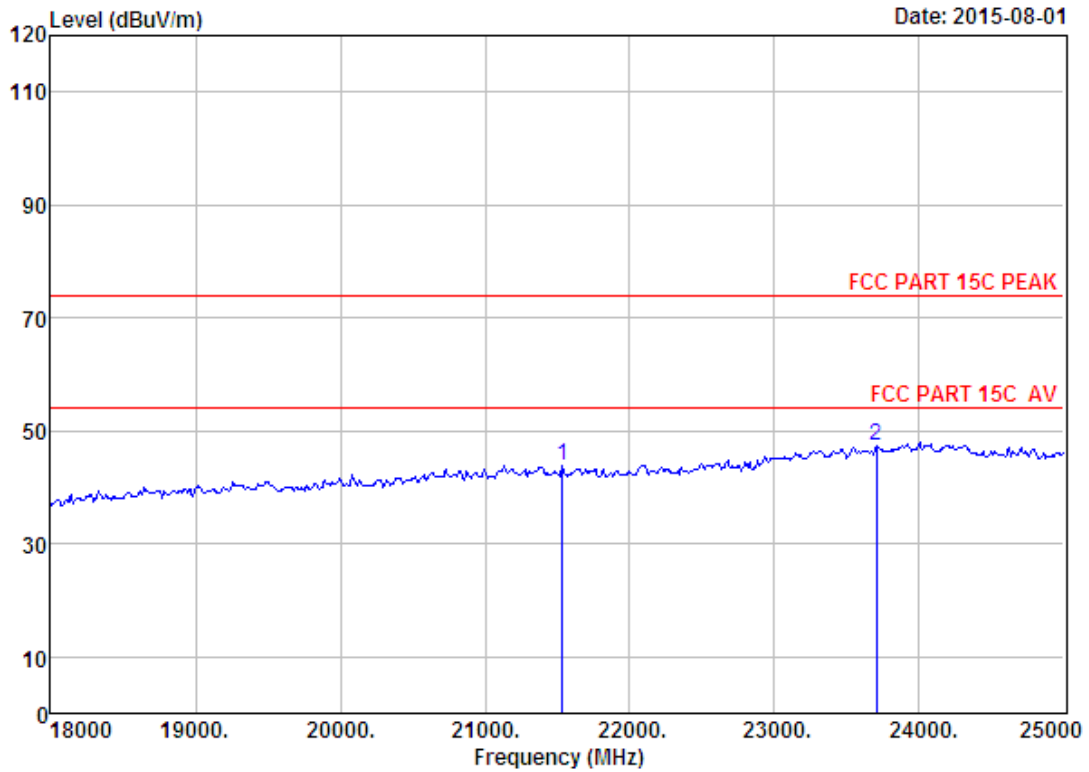
Remarks: 1. Emission Level= Antenna Factor + Cable Loss - Amp Factor + Reading.
 2. The emission levels that are 20dB below the official limit are not reported.



Site no. : 1# 966 chamber Data no. : 733
 Dis. / Ant. : 3m ANT ABOVE 18G Ant. pol. : HORIZONTAL
 Limit : FCC PART 15C PEAK
 Env. / Ins. : Temp:23.6';Humi:56%;Press:101.52kPa
 Engineer : Tony
 EUT : LED TV
 Power : AC 120V/60Hz
 M/N : WE75NC4210
 Test Mode : IEEE 802.11b CH1 2412TX
 Antenna b

	Freq. (MHz)	Ant. Factor (dB/m)	Cable Loss (dB)	Amp Factor (dB)	Reading (dBuV)	Emission Level (dBuV/m)	Limits (dBuV/m)	Margin (dB)	Remark
1	21115.00	46.22	20.18	35.69	12.12	42.83	74.00	31.17	Peak
2	23306.00	45.66	21.43	33.53	11.87	45.43	74.00	28.57	Peak

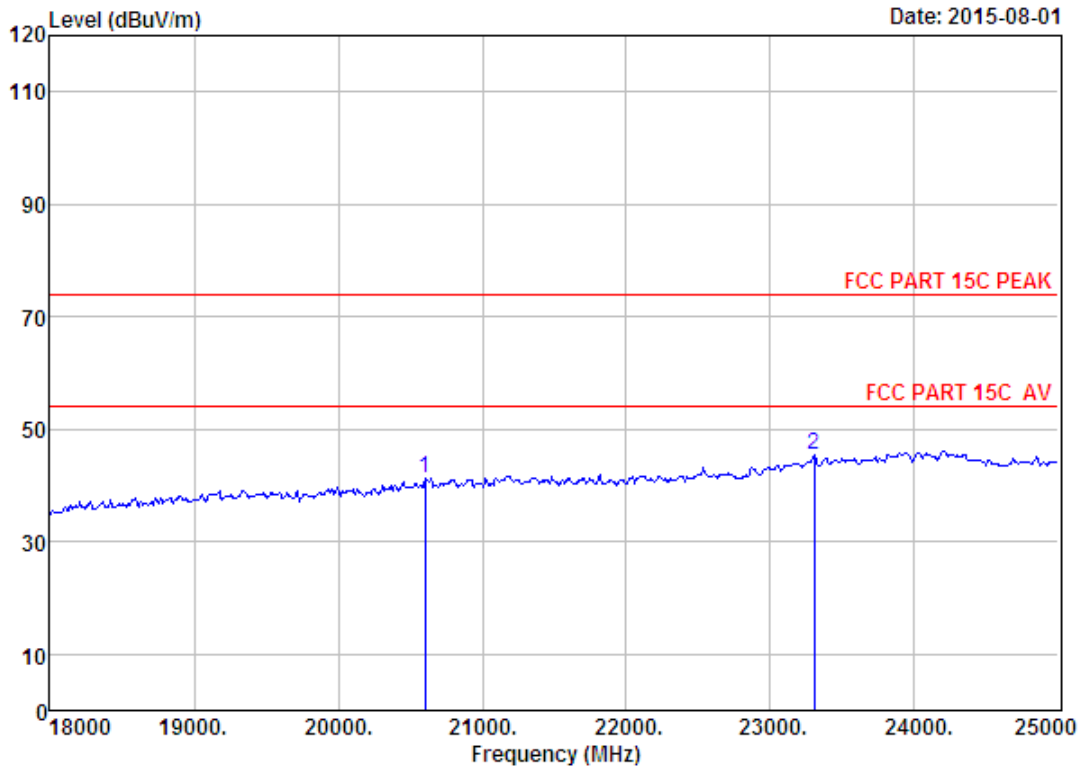
Remarks: 1. Emission Level= Antenna Factor + Cable Loss - Amp Factor + Reading.
 2. The emission levels that are 20dB below the official limit are not reported.



Site no. : 1# 966 chamber Data no. : 734
 Dis. / Ant. : 3m ANT ABOVE 18G Ant. pol. : VERTICAL
 Limit : FCC PART 15C PEAK
 Env. / Ins. : Temp:23.6';Humi:56%;Press:101.52kPa
 Engineer : Tony
 EUT : LED TV
 Power : AC 120V/60Hz
 M/N : WE75NC4210
 Test Mode : IEEE 802.11b CH1 2412TX
 Antenna b

	Freq. (MHz)	Ant. Factor (dB/m)	Cable Loss (dB)	Amp Factor (dB)	Reading (dBuV)	Emission Level (dBuV/m)	Limits (dBuV/m)	Margin (dB)	Remark
1	21535.00	45.97	20.36	35.33	12.86	43.86	74.00	30.14	Peak
2	23705.00	45.66	21.78	33.11	12.94	47.27	74.00	26.73	Peak

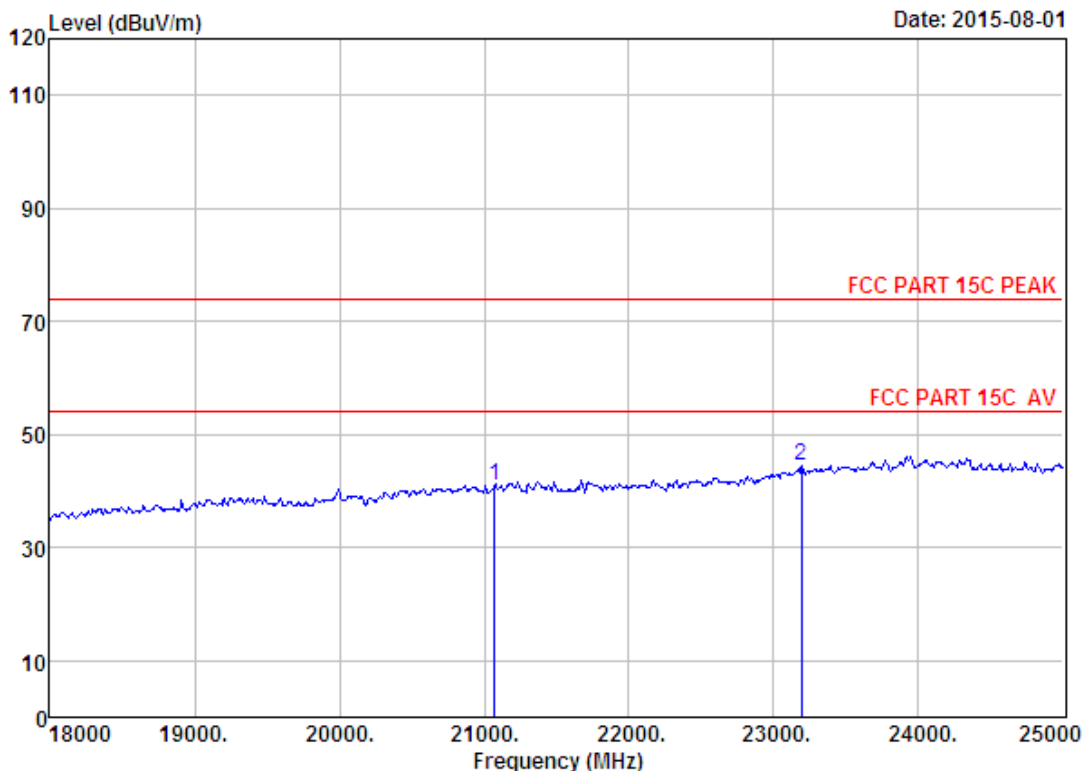
Remarks: 1. Emission Level= Antenna Factor + Cable Loss - Amp Factor + Reading.
 2. The emission levels that are 20dB below the official limit are not reported.



Site no. : 1# 966 chamber Data no. : 735
 Dis. / Ant. : 3m ANT ABOVE 18G Ant. pol. : VERTICAL
 Limit : FCC PART 15C PEAK
 Env. / Ins. : Temp:23.6%;Humi:56%;Press:101.52kPa
 Engineer : Tony
 EUT : LED TV
 Power : AC 120V/60Hz
 M/N : WE75NC4210
 Test Mode : IEEE 802.11b CH7 2442TX
 Antenna b

	Freq. (MHz)	Ant. Factor (dB/m)	Cable Loss (dB)	Amp Factor (dB)	Reading (dBuV)	Emission Level (dBuV/m)	Limits (dBuV/m)	Margin (dB)	Remark
1	20604.00	46.05	19.95	36.16	11.43	41.27	74.00	32.73	Peak
2	23306.00	45.66	21.43	33.53	11.81	45.37	74.00	28.63	Peak

Remarks: 1. Emission Level= Antenna Factor + Cable Loss - Amp Factor + Reading.
 2. The emission levels that are 20dB below the official limit are not reported.

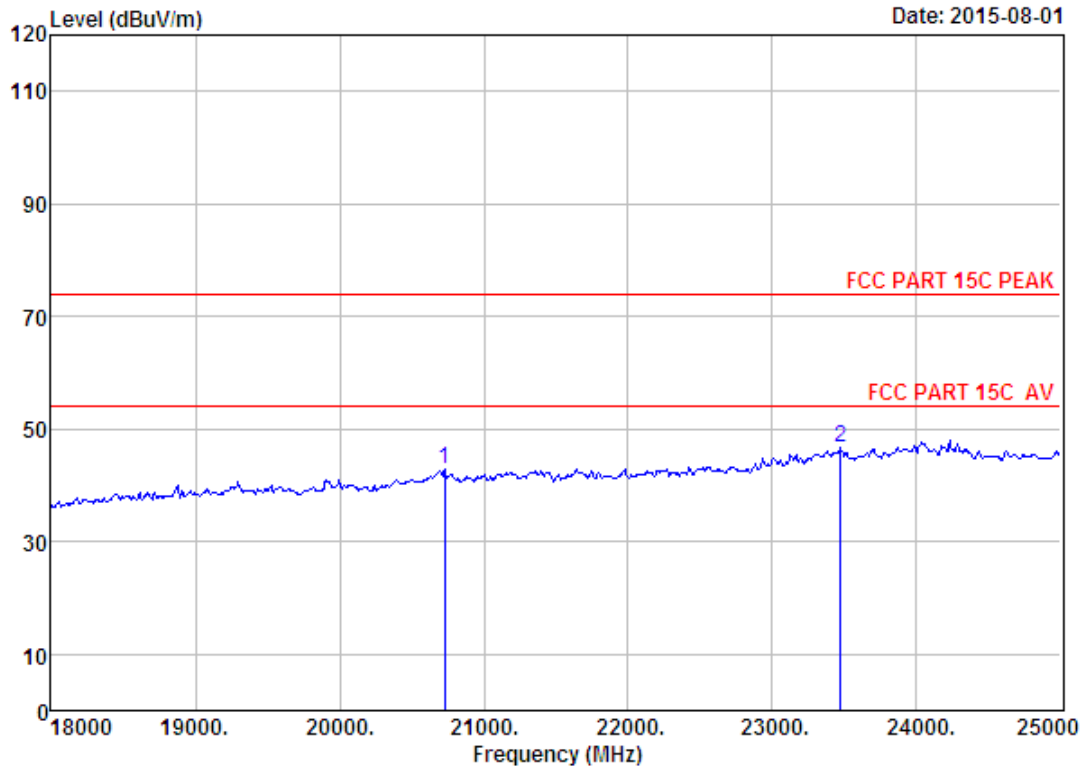


```

Site no.       : 1# 966 chamber           Data no.  : 736
Dis. / Ant.   : 3m ANT ABVOE 18G        Ant. pol. : HORIZONTAL
Limit        : FCC PART 15C PEAK
Env. / Ins.   : Temp:23.6';Humi:56%;Press:101.52kPa
Engineer     : Tony
EUT          : LED TV
Power        : AC 120V/60Hz
M/N         : WE75NC4210
Test Mode    : IEEE 802.11b CH7 2442TX
                Antenna b
    
```

	Freq. (MHz)	Ant. Factor (dB/m)	Cable Loss (dB)	Amp Factor (dB)	Reading (dBUV)	Emission Level (dBUV/m)	Limits (dBUV/m)	Margin (dB)	Remark
1	21073.00	46.25	20.16	35.73	10.27	40.95	74.00	33.05	Peak
2	23194.00	45.64	21.32	33.64	11.07	44.39	74.00	29.61	Peak

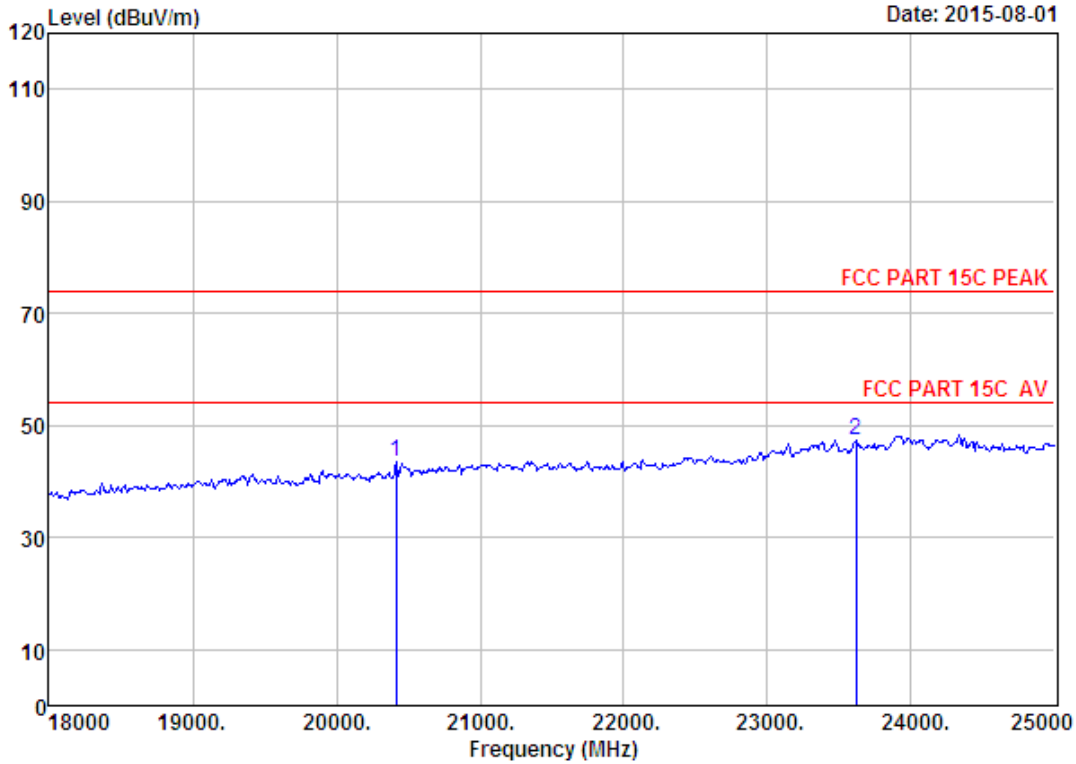
Remarks: 1. Emission Level= Antenna Factor + Cable Loss - Amp Factor + Reading.
 2. The emission levels that are 20dB below the official limit are not reported.



Site no. : 1# 966 chamber Data no. : 737
 Dis. / Ant. : 3m ANT ABOVE 18G Ant. pol. : HORIZONTAL
 Limit : FCC PART 15C PEAK
 Env. / Ins. : Temp:23.6';Humi:56%;Press:101.52kPa
 Engineer : Tony
 EUT : LED TV
 Power : AC 120V/60Hz
 M/N : WE75NC4210
 Test Mode : IEEE 802.11b CH13 2472TX
 Antenna b

	Freq. (MHz)	Ant. Factor (dB/m)	Cable Loss (dB)	Amp Factor (dB)	Reading (dBuV)	Emission Level (dBuV/m)	Limits (dBuV/m)	Margin (dB)	Remark
1	20730.00	46.14	20.01	36.05	12.87	42.97	74.00	31.03	Peak
2	23474.00	45.70	21.57	33.35	12.81	46.73	74.00	27.27	Peak

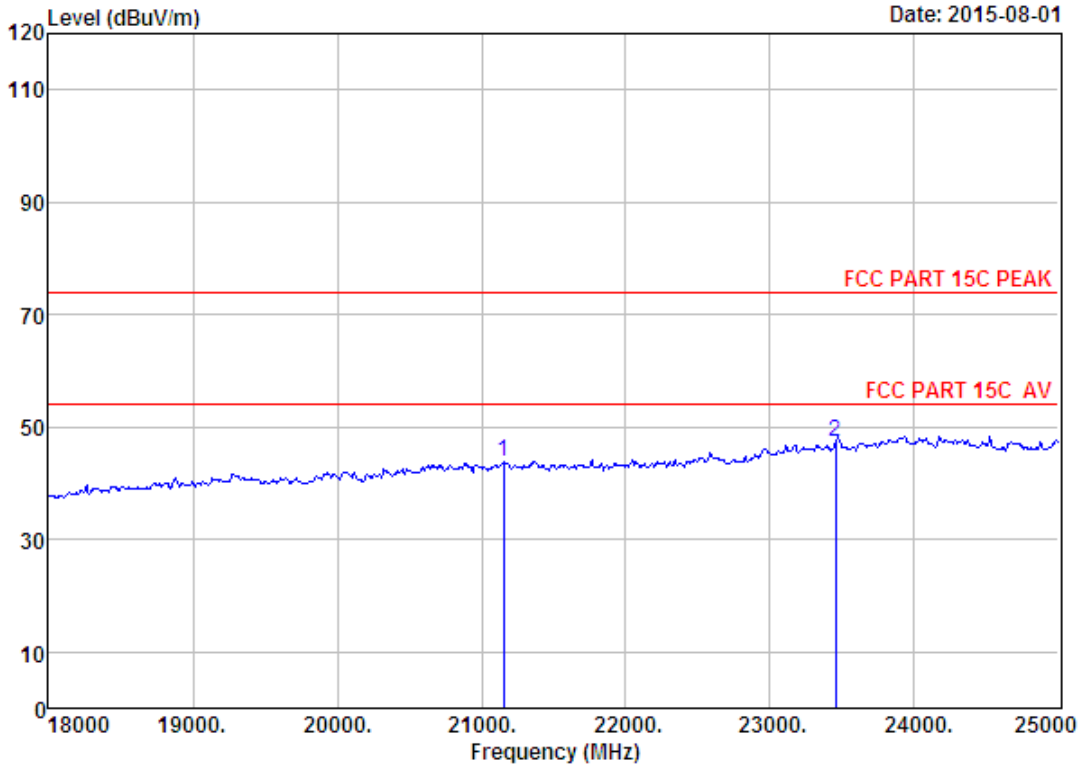
Remarks: 1. Emission Level= Antenna Factor + Cable Loss - Amp Factor + Reading.
 2. The emission levels that are 20dB below the official limit are not reported.



Site no. : 1# 966 chamber Data no. : 738
 Dis. / Ant. : 3m ANT ABOVE 18G Ant. pol. : VERTICAL
 Limit : FCC PART 15C PEAK
 Env. / Ins. : Temp:23.6';Humi:56%;Press:101.52kPa
 Engineer : Tony
 EUT : LED TV
 Power : AC 120V/60Hz
 M/N : WE75NC4210
 Test Mode : IEEE 802.11b CH13 2472TX
 Antenna b

	Freq. (MHz)	Ant. Factor (dB/m)	Cable Loss (dB)	Amp Factor (dB)	Reading (dBuV)	Emission Level (dBuV/m)	Limits (dBuV/m)	Margin (dB)	Remark
1	20415.00	46.02	19.87	36.32	13.85	43.42	74.00	30.58	Peak
2	23614.00	45.68	21.70	33.19	13.15	47.34	74.00	26.66	Peak

Remarks: 1. Emission Level= Antenna Factor + Cable Loss - Amp Factor + Reading.
 2. The emission levels that are 20dB below the official limit are not reported.

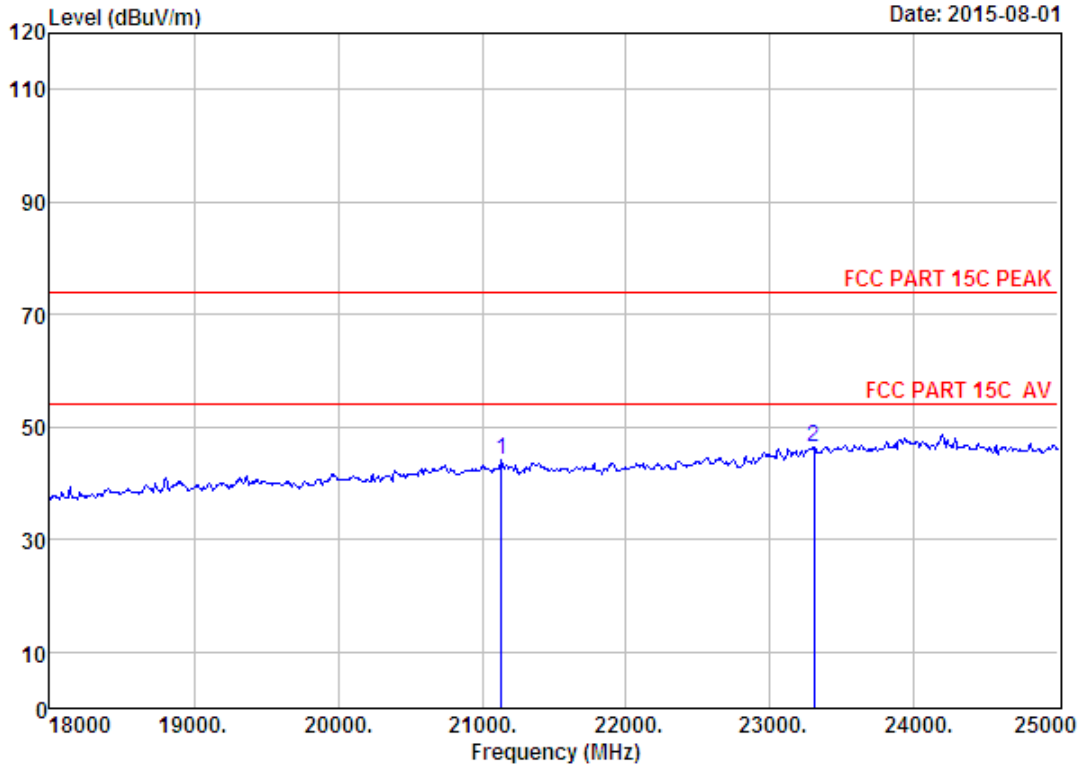


```

Site no.       : 1# 966 chamber           Data no.   : 739
Dis. / Ant.    : 3m ANT ABOVE 18G        Ant. pol.  : VERTICAL
Limit         : FCC PART 15C PEAK
Env. / Ins.    : Temp:23.6';Humi:56%;Press:101.52kPa
Engineer      : Tony
EUT           : LED TV
Power         : AC 120V/60Hz
M/N           : WE75NC4210
Test Mode     : IEEE 802.11g CH1 2412TX
                Antenna b
    
```

	Freq. (MHz)	Ant. Factor (dB/m)	Cable Loss (dB)	Amp Factor (dB)	Reading (dBuV)	Emission Level (dBuV/m)	Limits (dBuV/m)	Margin (dB)	Remark
1	21150.00	46.21	20.20	35.67	13.07	43.81	74.00	30.19	Peak
2	23453.00	45.69	21.56	33.38	13.42	47.29	74.00	26.71	Peak

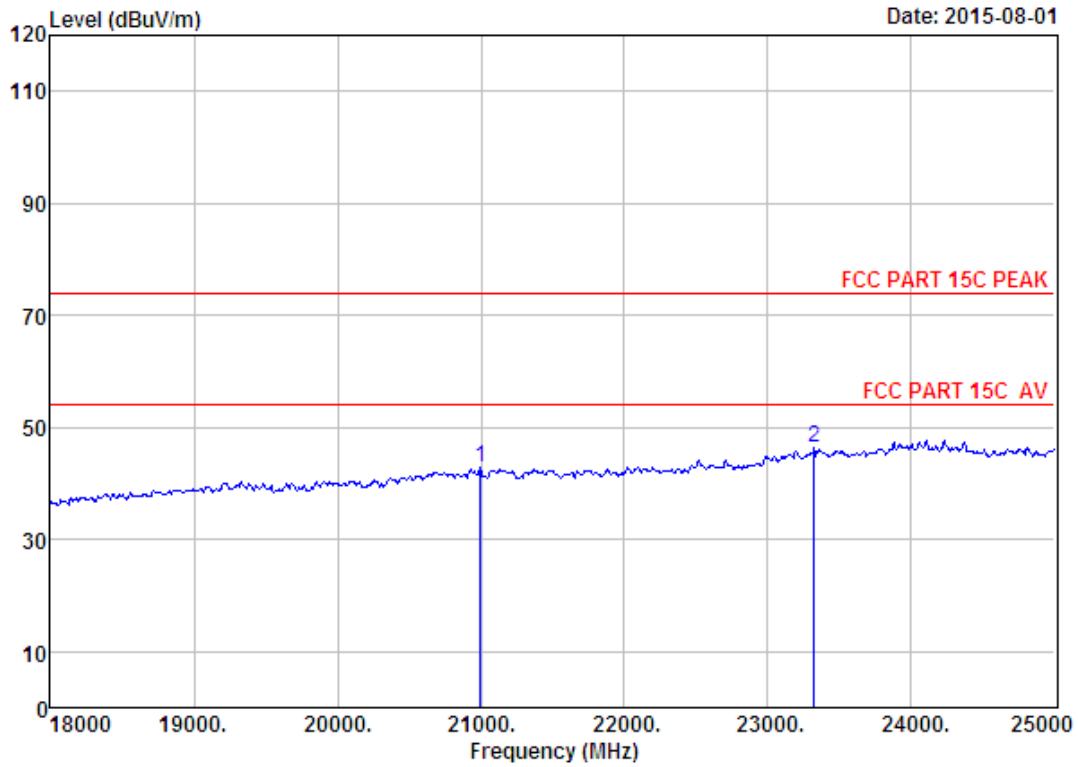
Remarks: 1. Emission Level= Antenna Factor + Cable Loss - Amp Factor + Reading.
 2. The emission levels that are 20dB below the official limit are not reported.



Site no. : 1# 966 chamber Data no. : 740
 Dis. / Ant. : 3m ANT ABOVE 18G Ant. pol. : HORIZONTAL
 Limit : FCC PART 15C PEAK
 Env. / Ins. : Temp:23.6';Humi:56%;Press:101.52kPa
 Engineer : Tony
 EUT : LED TV
 Power : AC 120V/60Hz
 M/N : WE75NC4210
 Test Mode : IEEE 802.11g CH1 2412TX
 Antenna b

	Freq. (MHz)	Ant. Factor (dB/m)	Cable Loss (dB)	Amp Factor (dB)	Reading (dBuV)	Emission Level (dBuV/m)	Limits (dBuV/m)	Margin (dB)	Remark
1	21136.00	46.21	20.19	35.69	13.42	44.13	74.00	29.87	Peak
2	23306.00	45.66	21.43	33.53	12.98	46.54	74.00	27.46	Peak

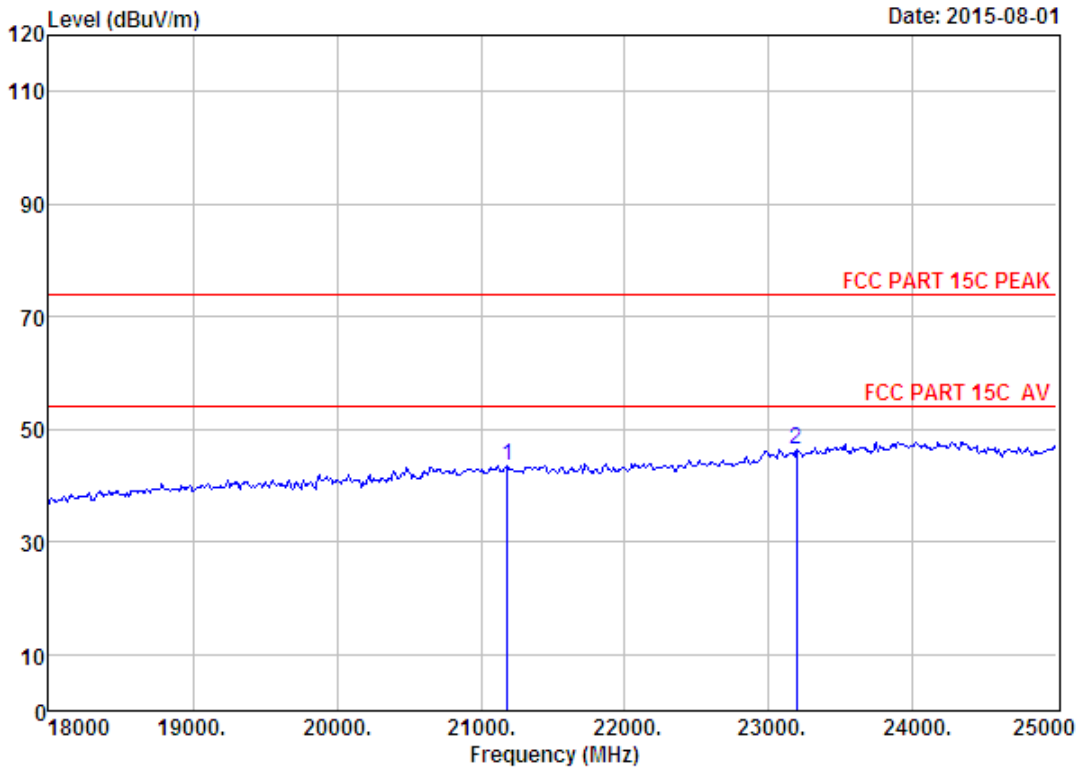
Remarks: 1. Emission Level= Antenna Factor + Cable Loss - Amp Factor + Reading.
 2. The emission levels that are 20dB below the official limit are not reported.



Site no. : 1# 966 chamber Data no. : 741
 Dis. / Ant. : 3m ANT ABOVE 18G Ant. pol. : HORIZONTAL
 Limit : FCC PART 15C PEAK
 Env. / Ins. : Temp:23.6';Humi:56%;Press:101.52kPa
 Engineer : Tony
 EUT : LED TV
 Power : AC 120V/60Hz
 M/N : WE75NC4210
 Test Mode : IEEE 802.11g CH7 2442TX
 Antenna b

	Freq. (MHz)	Ant. Factor (dB/m)	Cable Loss (dB)	Amp Factor (dB)	Reading (dBuV)	Emission Level (dBuV/m)	Limit (dBuV/m)	Margin (dB)	Remark
1	20996.00	46.30	20.13	35.80	12.37	43.00	74.00	31.00	Peak
2	23320.00	45.67	21.43	33.51	12.68	46.27	74.00	27.73	Peak

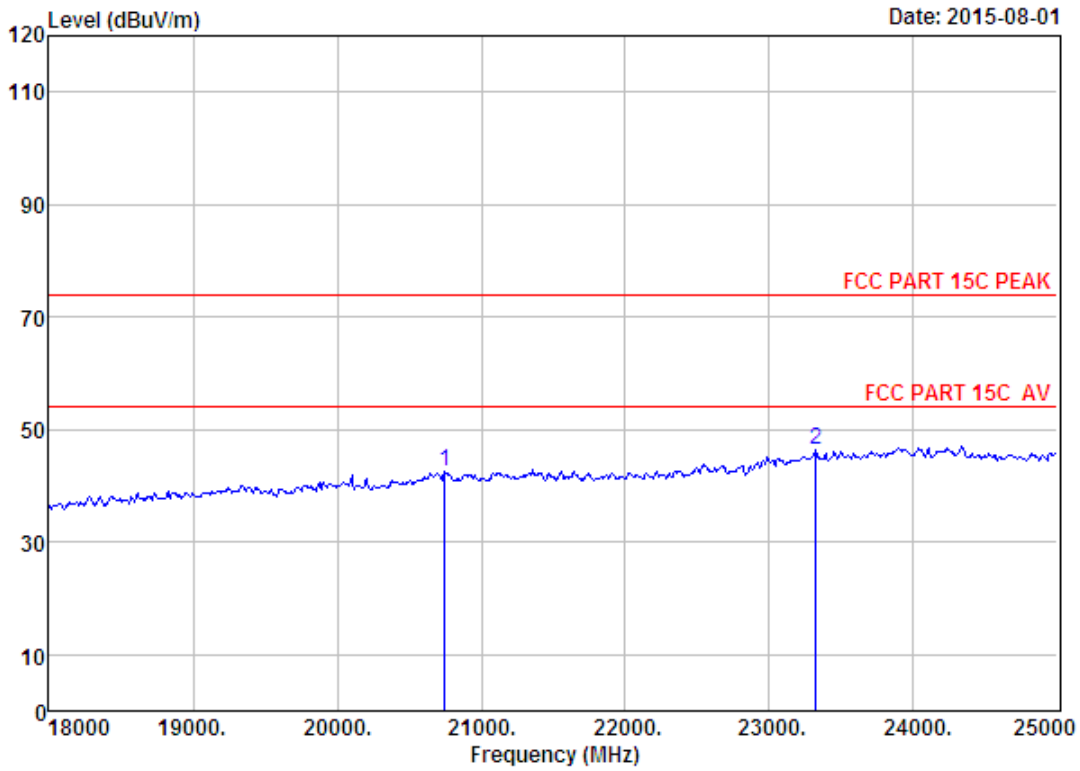
Remarks: 1. Emission Level= Antenna Factor + Cable Loss - Amp Factor + Reading.
 2. The emission levels that are 20dB below the official limit are not reported.



Site no. : 1# 966 chamber Data no. : 742
 Dis. / Ant. : 3m ANT ABOVE 18G Ant. pol. : VERTICAL
 Limit : FCC PART 15C PEAK
 Env. / Ins. : Temp:23.6';Humi:56%;Press:101.52kPa
 Engineer : Tony
 EUT : LED TV
 Power : AC 120V/60Hz
 M/N : WE75NC4210
 Test Mode : IEEE 802.11g CH7 2442TX
 Antenna b

	Freq. (MHz)	Ant. Factor (dB/m)	Cable Loss (dB)	Amp Factor (dB)	Reading (dBuV)	Emission Level (dBuV/m)	Limits (dBuV/m)	Margin (dB)	Remark
1	21185.00	46.18	20.21	35.64	12.77	43.52	74.00	30.48	Peak
2	23194.00	45.64	21.32	33.64	13.07	46.39	74.00	27.61	Peak

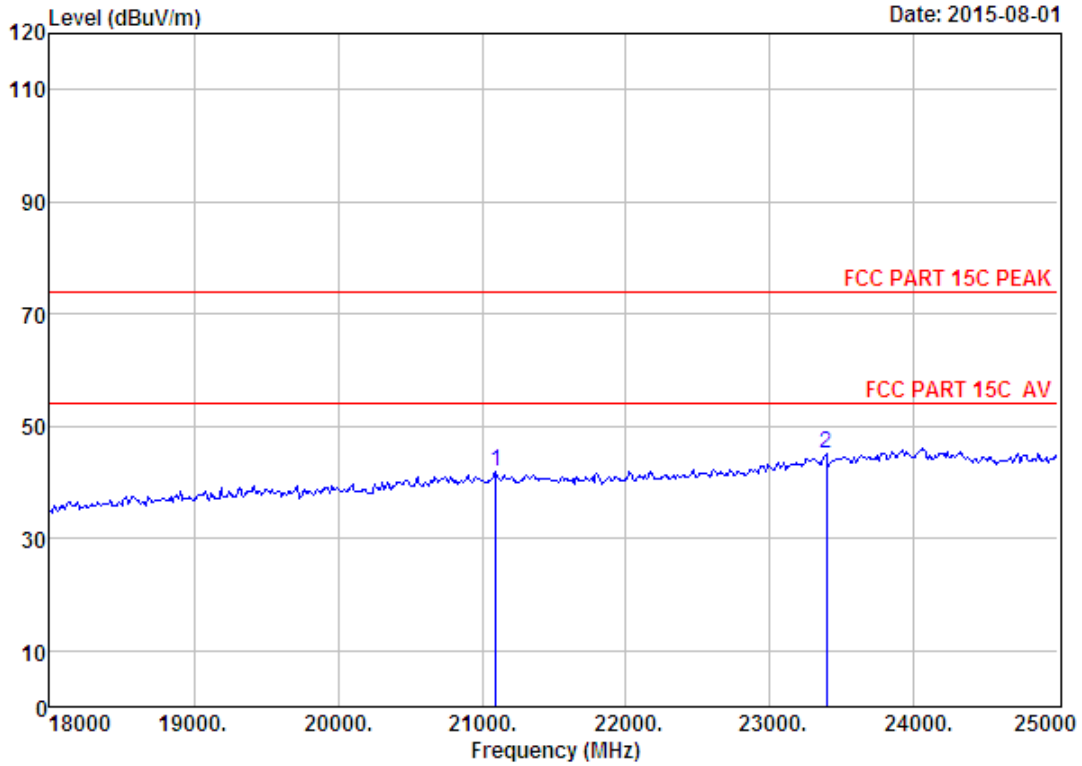
Remarks: 1. Emission Level= Antenna Factor + Cable Loss - Amp Factor + Reading.
 2. The emission levels that are 20dB below the official limit are not reported.



Site no. : 1# 966 chamber Data no. : 743
 Dis. / Ant. : 3m ANT ABOVE 18G Ant. pol. : VERTICAL
 Limit : FCC PART 15C PEAK
 Env. / Ins. : Temp:23.6';Humi:56%;Press:101.52kPa
 Engineer : Tony
 EUT : LED TV
 Power : AC 120V/60Hz
 M/N : WE75NC4210
 Test Mode : IEEE 802.11g CH13 2472TX
 Antenna b

	Freq. (MHz)	Ant. Factor (dB/m)	Cable Loss (dB)	Amp Factor (dB)	Reading (dBuV)	Emission Level (dBuV/m)	Limits (dBuV/m)	Margin (dB)	Remark
1	20744.00	46.15	20.02	36.03	12.27	42.41	74.00	31.59	Peak
2	23320.00	45.67	21.43	33.51	12.90	46.49	74.00	27.51	Peak

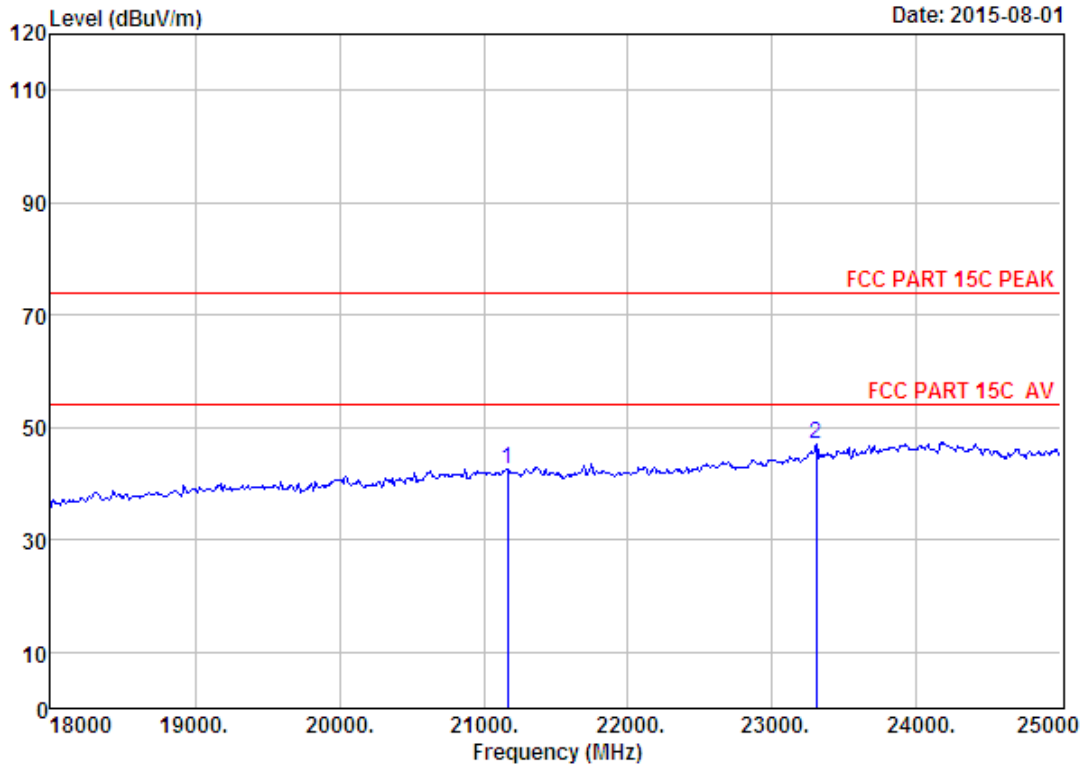
Remarks: 1. Emission Level= Antenna Factor + Cable Loss - Amp Factor + Reading.
 2. The emission levels that are 20dB below the official limit are not reported.



Site no. : 1# 966 chamber Data no. : 744
 Dis. / Ant. : 3m ANT ABVOE 18G Ant. pol. : HORIZONTAL
 Limit : FCC PART 15C PEAK
 Env. / Ins. : Temp:23.6';Humi:56%;Press:101.52kPa
 Engineer : Tony
 EUT : LED TV
 Power : AC 120V/60Hz
 M/N : WE75NC4210
 Test Mode : IEEE 802.11g CH13 2472TX
 Antenna b

	Freq. (MHz)	Ant. Factor (dB/m)	Cable Loss (dB)	Amp Factor (dB)	Reading (dBuV)	Emission Level (dBuV/m)	Limits (dBuV/m)	Margin (dB)	Remark
1	21094.00	46.23	20.17	35.71	11.10	41.79	74.00	32.21	Peak
2	23390.00	45.68	21.50	33.43	11.35	45.10	74.00	28.90	Peak

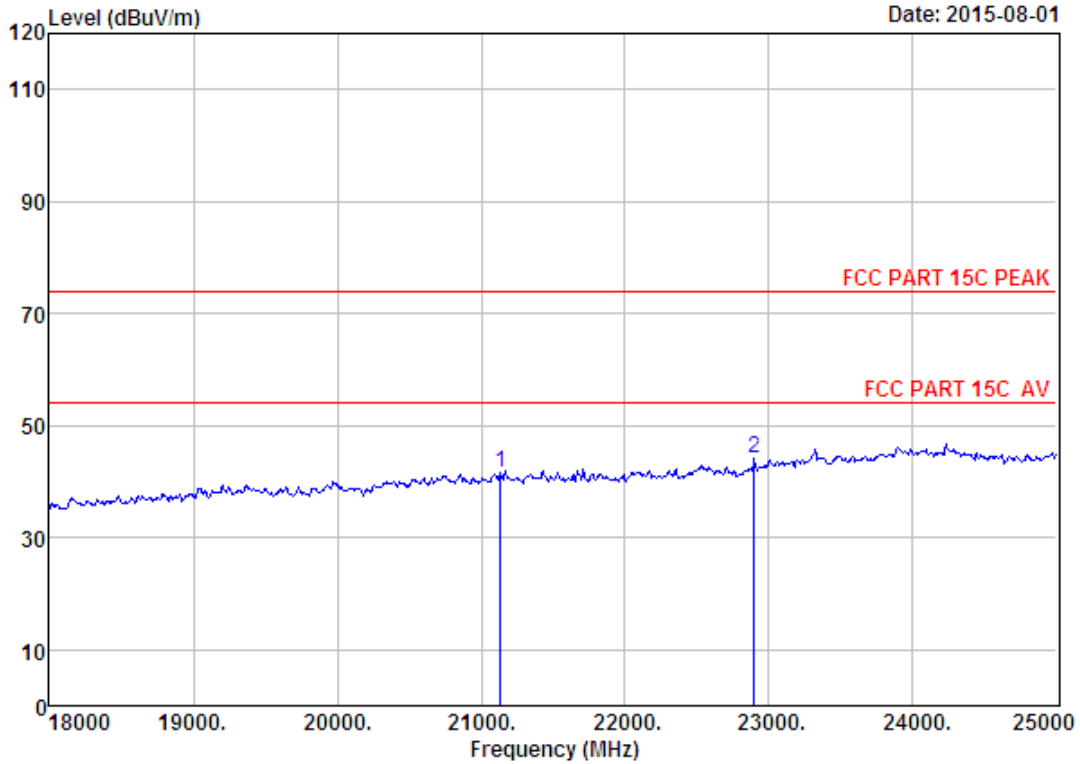
Remarks: 1. Emission Level= Antenna Factor + Cable Loss - Amp Factor + Reading.
 2. The emission levels that are 20dB below the official limit are not reported.



Site no. : 1# 966 chamber Data no. : 745
 Dis. / Ant. : 3m ANT ABOVE 18G Ant. pol. : HORIZONTAL
 Limit : FCC PART 15C PEAK
 Env. / Ins. : Temp:23.6';Humi:56%;Press:101.52kPa
 Engineer : Tony
 EUT : LED TV
 Power : AC 120V/60Hz
 M/N : WE75NC4210
 Test Mode : IEEE 802.11n HT20 CH1 2412TX
 Antenna b

	Freq. (MHz)	Ant. Factor (dB/m)	Cable Loss (dB)	Amp Factor (dB)	Reading (dBUV)	Emission Level (dBUV/m)	Limits (dBUV/m)	Margin (dB)	Remark
1	21164.00	46.20	20.20	35.64	11.90	42.66	74.00	31.34	Peak
2	23306.00	45.66	21.43	33.53	13.37	46.93	74.00	27.07	Peak

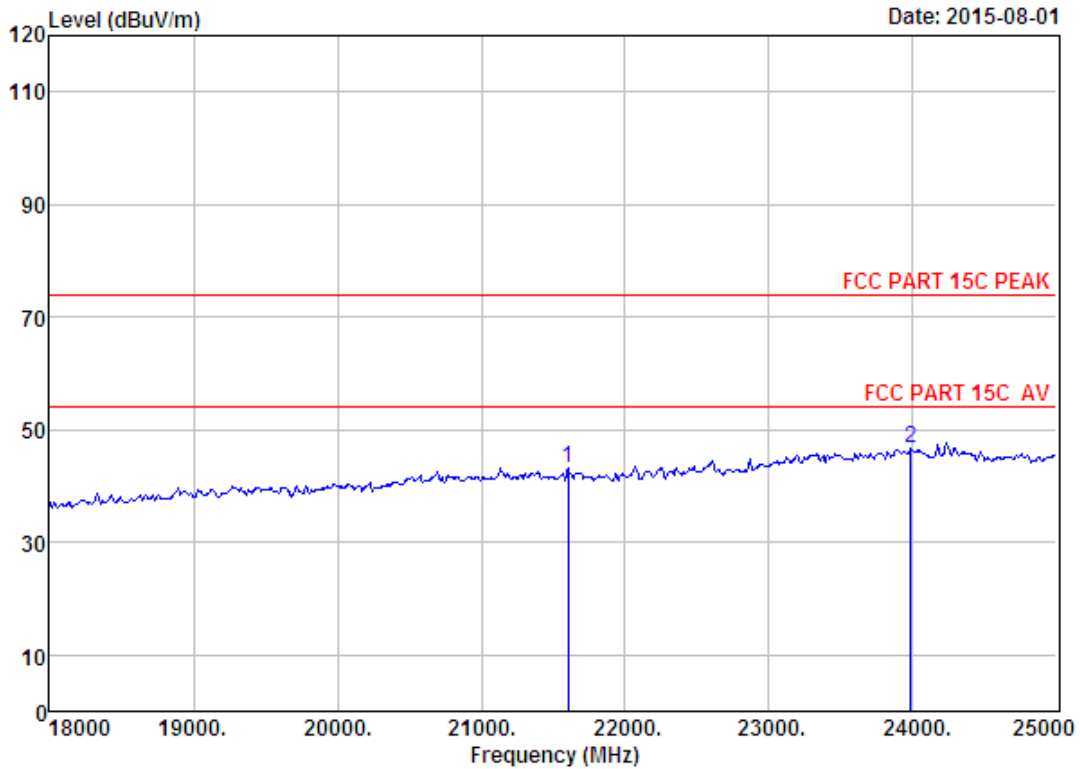
Remarks: 1. Emission Level= Antenna Factor + Cable Loss - Amp Factor + Reading.
 2. The emission levels that are 20dB below the official limit are not reported.



Site no. : 1# 966 chamber Data no. : 746
 Dis. / Ant. : 3m ANT ABOVE 18G Ant. pol. : VERTICAL
 Limit : FCC PART 15C PEAK
 Env. / Ins. : Temp:23.6';Humi:56%;Press:101.52kPa
 Engineer : Tony
 EUT : LED TV
 Power : AC 120V/60Hz
 M/N : WE75NC4210
 Test Mode : IEEE 802.11n HT20 CH1 2412TX
 Antenna b

	Freq. (MHz)	Ant. Factor (dB/m)	Cable Loss (dB)	Amp Factor (dB)	Reading (dBuV)	Emission Level (dBuV/m)	Limits (dBuV/m)	Margin (dB)	Remark
1	21136.00	46.21	20.19	35.69	10.96	41.67	74.00	32.33	Peak
2	22900.00	45.64	21.09	33.96	11.33	44.10	74.00	29.90	Peak

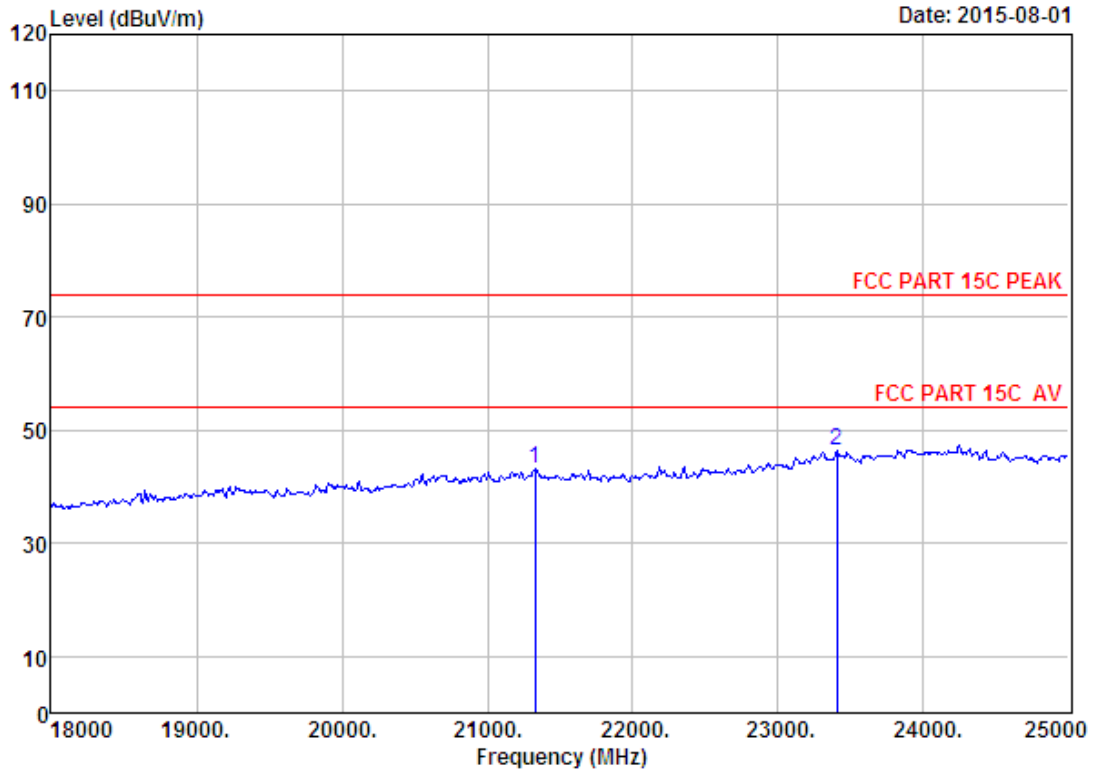
Remarks: 1. Emission Level= Antenna Factor + Cable Loss - Amp Factor + Reading.
 2. The emission levels that are 20dB below the official limit are not reported.



Site no. : 1# 966 chamber Data no. : 747
 Dis. / Ant. : 3m ANT ABOVE 18G Ant. pol. : VERTICAL
 Limit : FCC PART 15C PEAK
 Env. / Ins. : Temp:23.6%;Humi:56%;Press:101.52kPa
 Engineer : Tony
 EUT : LED TV
 Power : AC 120V/60Hz
 M/N : WE75NC4210
 Test Mode : IEEE 802.11n HT20 CH7 2442TX
 Antenna b

	Freq. (MHz)	Ant. Factor (dB/m)	Cable Loss (dB)	Amp Factor (dB)	Reading (dBuV)	Emission Level (dBuV/m)	Limits (dBuV/m)	Margin (dB)	Remark
1	21605.00	45.93	20.39	35.26	12.17	43.23	74.00	30.77	Peak
2	23985.00	45.60	22.03	32.83	11.91	46.71	74.00	27.29	Peak

Remarks: 1. Emission Level= Antenna Factor + Cable Loss - Amp Factor + Reading.
 2. The emission levels that are 20dB below the official limit are not reported.

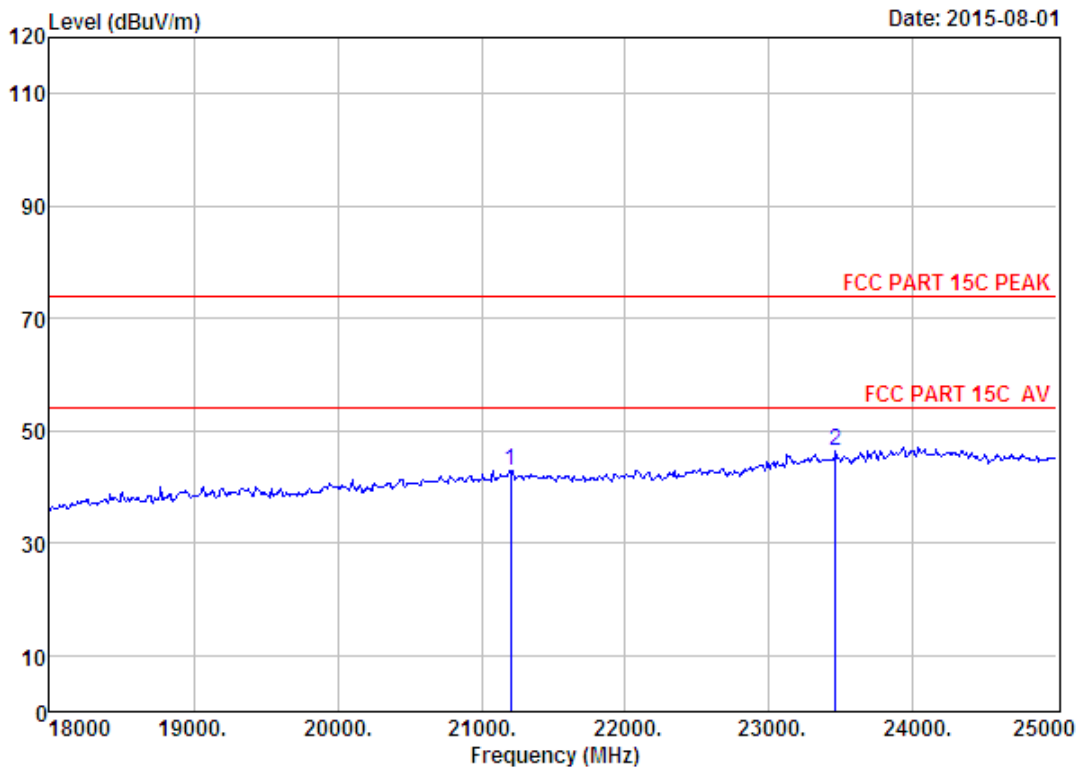


Site no. : 1# 966 chamber Data no. : 748
 Dis. / Ant. : 3m ANT ABVOE 18G Ant. pol. : HORIZONTAL
 Limit : FCC PART 15C PEAK
 Env. / Ins. : Temp:23.6';Humi:56%;Press:101.52kPa
 Engineer : Tony
 EUT : LED TV
 Power : AC 120V/60Hz
 M/N : WE75NC4210
 Test Mode : IEEE 802.11n HT20 CH7 2442TX
 Antenna b

	Freq. (MHz)	Ant. Factor (dB/m)	Cable Loss (dB)	Amp Factor (dB)	Reading (dBuV)	Emission Level (dBuV/m)	Limits (dBuV/m)	Margin (dB)	Remark
1	21325.00	46.10	20.27	35.51	12.44	43.30	74.00	30.70	Peak
2	23404.00	45.68	21.51	33.43	12.71	46.47	74.00	27.53	Peak

Remarks: 1. Emission Level= Antenna Factor + Cable Loss - Amp Factor + Reading.
 2. The emission levels that are 20dB below the official limit are not reported.

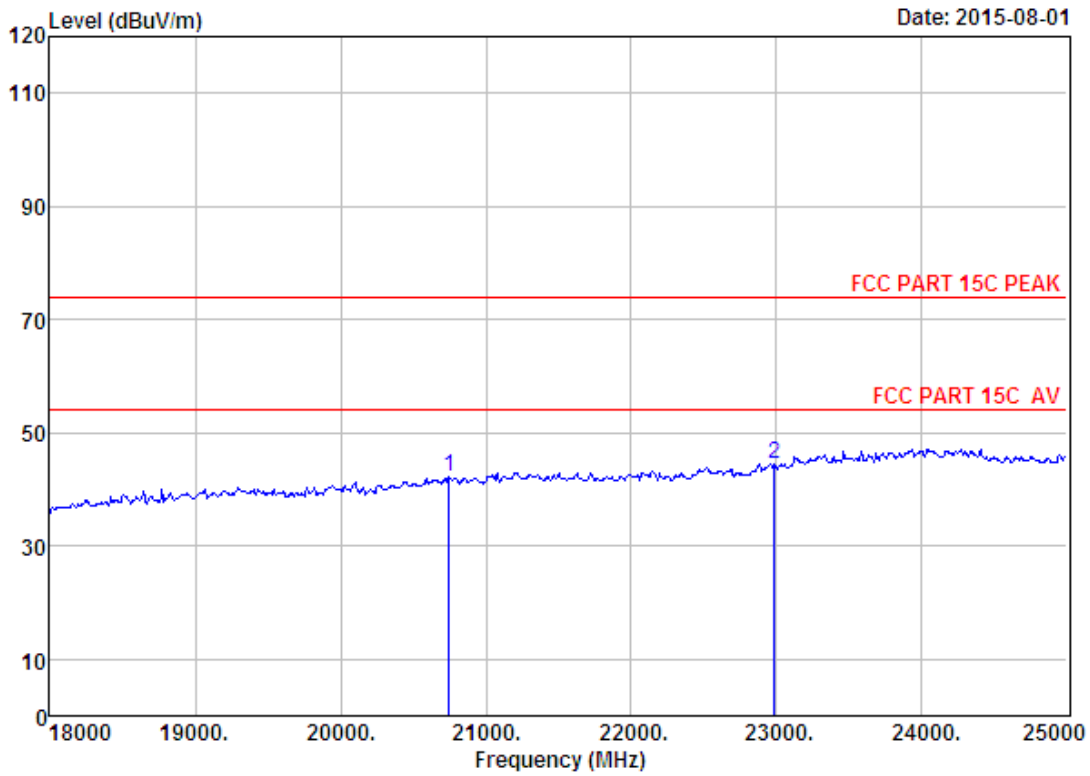




Site no. : 1# 966 chamber Data no. : 749
 Dis. / Ant. : 3m ANT ABOVE 18G Ant. pol. : HORIZONTAL
 Limit : FCC PART 15C PEAK
 Env. / Ins. : Temp:23.6';Humi:56%;Press:101.52kPa
 Engineer : Tony
 EUT : LED TV
 Power : AC 120V/60Hz
 M/N : WE75NC4210
 Test Mode : IEEE 802.11n HT20 CH13 2472TX
 Antenna b

	Freq. (MHz)	Ant. Factor (dB/m)	Cable Loss (dB)	Amp Factor (dB)	Reading (dBuV)	Emission Level (dBuV/m)	Limits (dBuV/m)	Margin (dB)	Remark
1	21206.00	46.17	20.22	35.62	12.25	43.02	74.00	30.98	Peak
2	23460.00	45.69	21.56	33.38	12.52	46.39	74.00	27.61	Peak

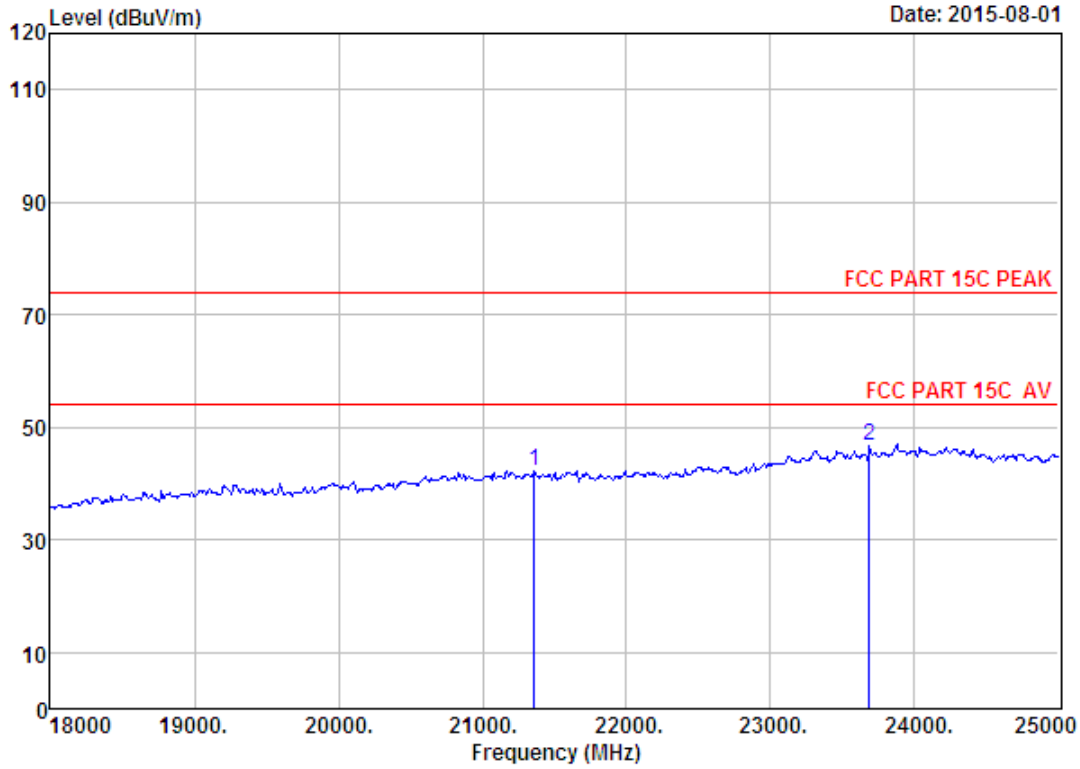
Remarks: 1. Emission Level= Antenna Factor + Cable Loss - Amp Factor + Reading.
 2. The emission levels that are 20dB below the official limit are not reported.



Site no. : 1# 966 chamber Data no. : 750
 Dis. / Ant. : 3m ANT ABOVE 18G Ant. pol. : VERTICAL
 Limit : FCC PART 15C PEAK
 Env. / Ins. : Temp:23.6';Humi:56%;Press:101.52kPa
 Engineer : Tony
 EUT : LED TV
 Power : AC 120V/60Hz
 M/N : WE75NC4210
 Test Mode : IEEE 802.11n HT20 CH13 2472TX
 Antenna b

	Freq. (MHz)	Ant. Factor (dB/m)	Cable Loss (dB)	Amp Factor (dB)	Reading (dBuV)	Emission Level (dBuV/m)	Limits (dBuV/m)	Margin (dB)	Remark
1	20744.00	46.15	20.02	36.03	11.99	42.13	74.00	31.87	Peak
2	22984.00	45.60	21.14	33.88	11.66	44.52	74.00	29.48	Peak

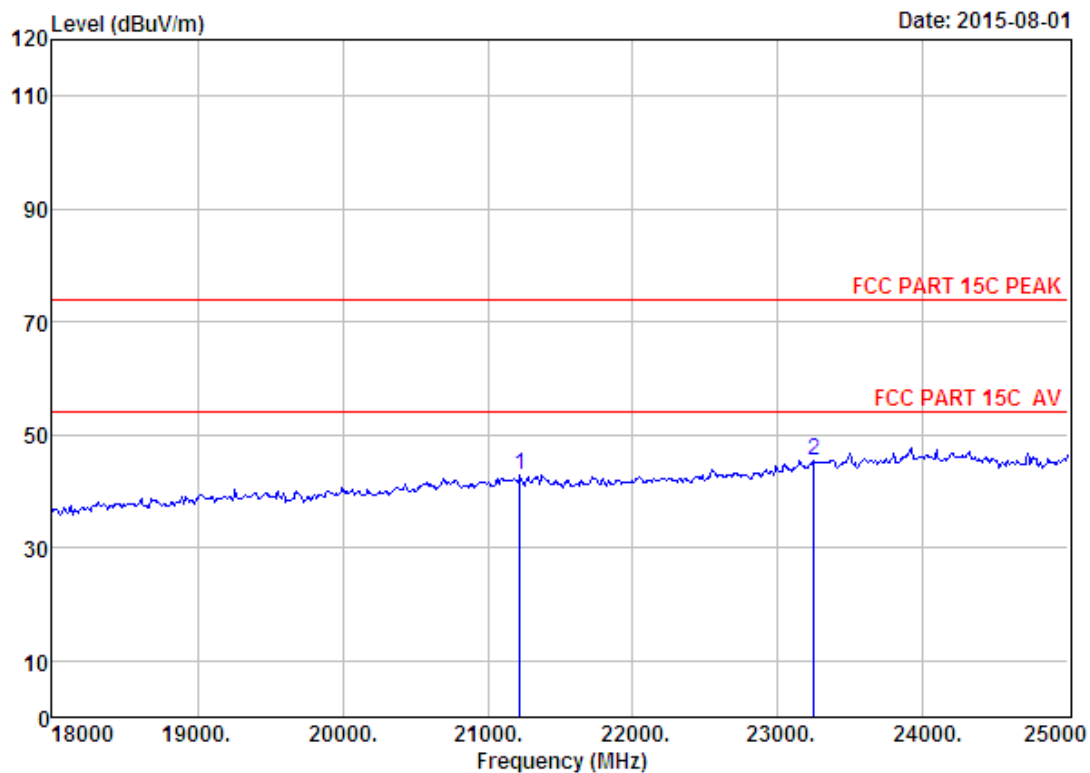
Remarks: 1. Emission Level= Antenna Factor + Cable Loss - Amp Factor + Reading.
 2. The emission levels that are 20dB below the official limit are not reported.



Site no. : 1# 966 chamber Data no. : 751
 Dis. / Ant. : 3m ANT ABOVE 18G Ant. pol. : VERTICAL
 Limit : FCC PART 15C PEAK
 Env. / Ins. : Temp:23.6';Humi:56%;Press:101.52kPa
 Engineer : Tony
 EUT : LED TV
 Power : AC 120V/60Hz
 M/N : WE75NC4210
 Test Mode : IEEE 802.11n HT40 CH1 2422TX
 Antenna b

	Freq. (MHz)	Ant. Factor (dB/m)	Cable Loss (dB)	Amp Factor (dB)	Reading (dBuV)	Emission Level (dBuV/m)	Limits (dBuV/m)	Margin (dB)	Remark
1	21360.00	46.08	20.28	35.49	11.53	42.40	74.00	31.60	Peak
2	23684.00	45.67	21.77	33.14	12.45	46.75	74.00	27.25	Peak

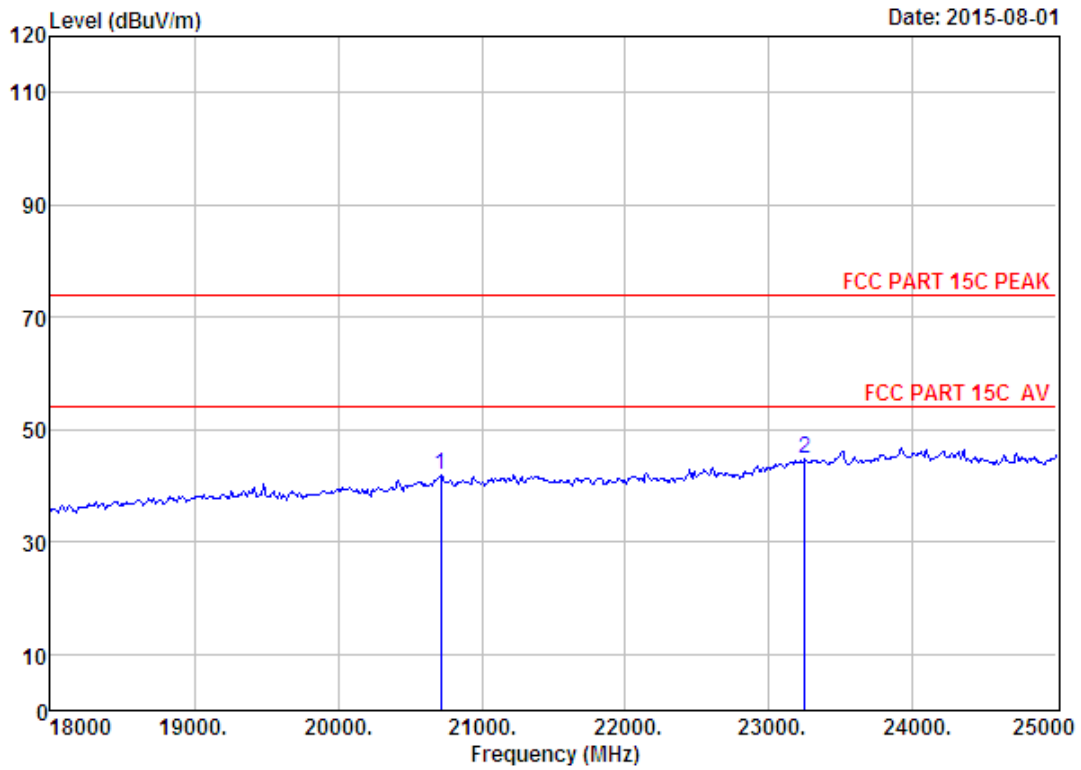
Remarks: 1. Emission Level= Antenna Factor + Cable Loss - Amp Factor + Reading.
 2. The emission levels that are 20dB below the official limit are not reported.



Site no. : 1# 966 chamber Data no. : 752
 Dis. / Ant. : 3m ANT ABVOE 18G Ant. pol. : HORIZONTAL
 Limit : FCC PART 15C PEAK
 Env. / Ins. : Temp:23.6';Humi:56%;Press:101.52kPa
 Engineer : Tony
 EUT : LED TV
 Power : AC 120V/60Hz
 M/N : WE75NC4210
 Test Mode : IEEE 802.11n HT40 CH1 2422TX
 Antenna b

	Freq. (MHz)	Ant. Factor (dB/m)	Cable Loss (dB)	Amp Factor (dB)	Reading (dBuV)	Emission Level (dBuV/m)	Limits (dBuV/m)	Margin (dB)	Remark
1	21220.00	46.17	20.23	35.60	11.98	42.78	74.00	31.22	Peak
2	23250.00	45.65	21.37	33.59	12.01	45.44	74.00	28.56	Peak

Remarks: 1. Emission Level= Antenna Factor + Cable Loss - Amp Factor + Reading.
 2. The emission levels that are 20dB below the official limit are not reported.

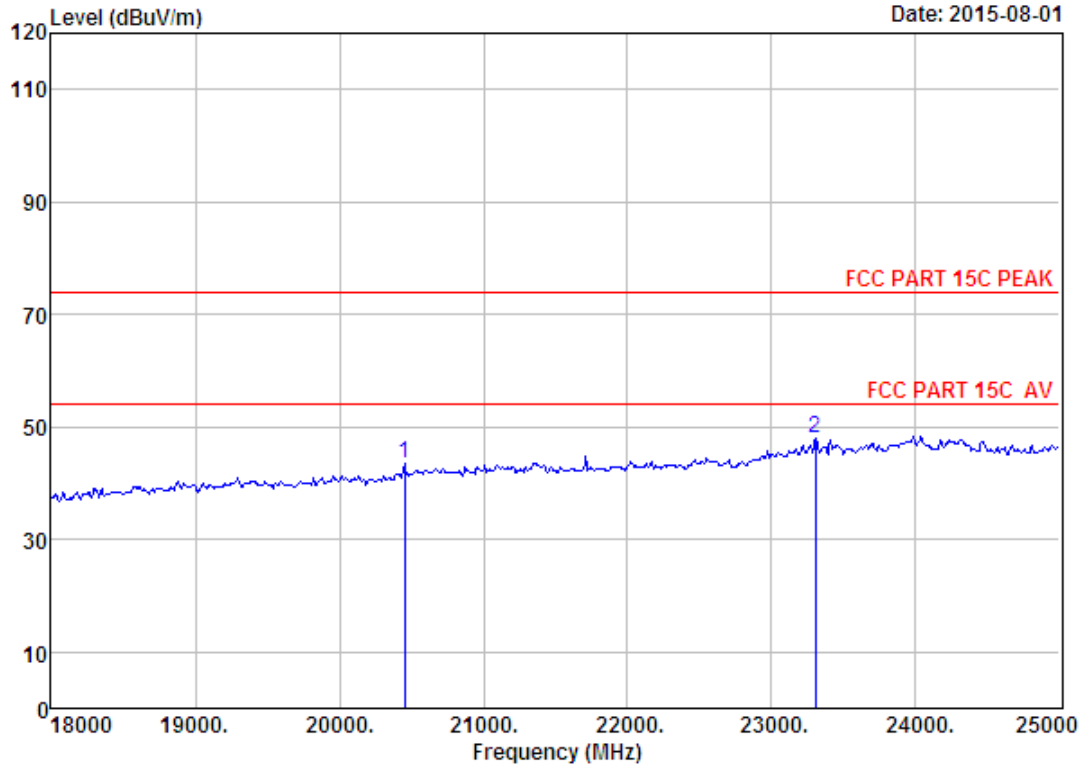


Site no. : 1# 966 chamber Data no. : 753
 Dis. / Ant. : 3m ANT ABOVE 18G Ant. pol. : HORIZONTAL
 Limit : FCC PART 15C PEAK
 Env. / Ins. : Temp:23.6';Humi:56%;Press:101.52kPa
 Engineer : Tony
 EUT : LED TV
 Power : AC 120V/60Hz
 M/N : WE75NC4210
 Test Mode : IEEE 802.11n HT40 CH5 2442TX
 Antenna b

	Freq. (MHz)	Ant. Factor (dB/m)	Cable Loss (dB)	Amp Factor (dB)	Reading (dBuV)	Emission Level (dBuV/m)	Limits (dBuV/m)	Margin (dB)	Remark
1	20716.00	46.12	20.00	36.05	11.92	41.99	74.00	32.01	Peak
2	23250.00	45.65	21.37	33.59	11.34	44.77	74.00	29.23	Peak

Remarks: 1. Emission Level= Antenna Factor + Cable Loss - Amp Factor + Reading.
 2. The emission levels that are 20dB below the official limit are not reported.

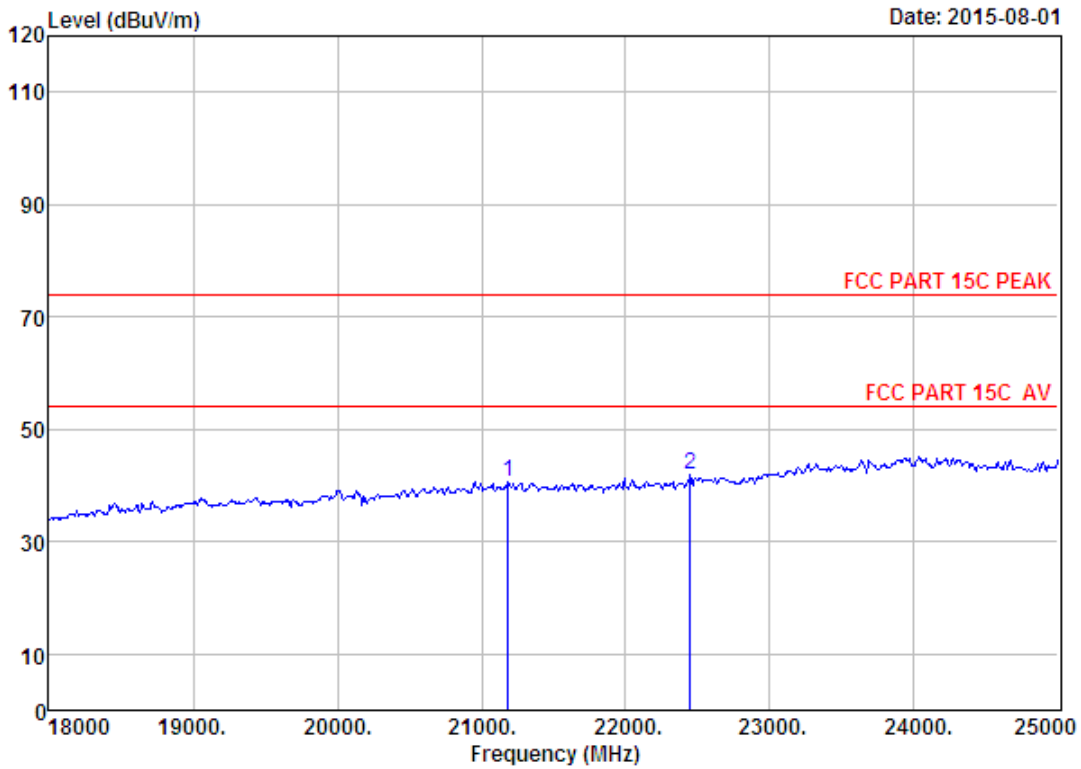




Site no. : 1# 966 chamber Data no. : 754
 Dis. / Ant. : 3m ANT ABOVE 18G Ant. pol. : VERTICAL
 Limit : FCC PART 15C PEAK
 Env. / Ins. : Temp:23.6';Humi:56%;Press:101.52kPa
 Engineer : Tony
 EUT : LED TV
 Power : AC 120V/60Hz
 M/N : WE75NC4210
 Test Mode : IEEE 802.11n HT40 CH5 2442TX
 Antenna b

	Freq. (MHz)	Ant. Factor (dB/m)	Cable Loss (dB)	Amp Factor (dB)	Reading (dBUV)	Emission Level (dBUV/m)	Limits (dBUV/m)	Margin (dB)	Remark
1	20450.00	46.01	19.88	36.30	13.94	43.53	74.00	30.47	Peak
2	23306.00	45.66	21.43	33.53	14.46	48.02	74.00	25.98	Peak

Remarks: 1. Emission Level= Antenna Factor + Cable Loss - Amp Factor + Reading.
 2. The emission levels that are 20dB below the official limit are not reported.

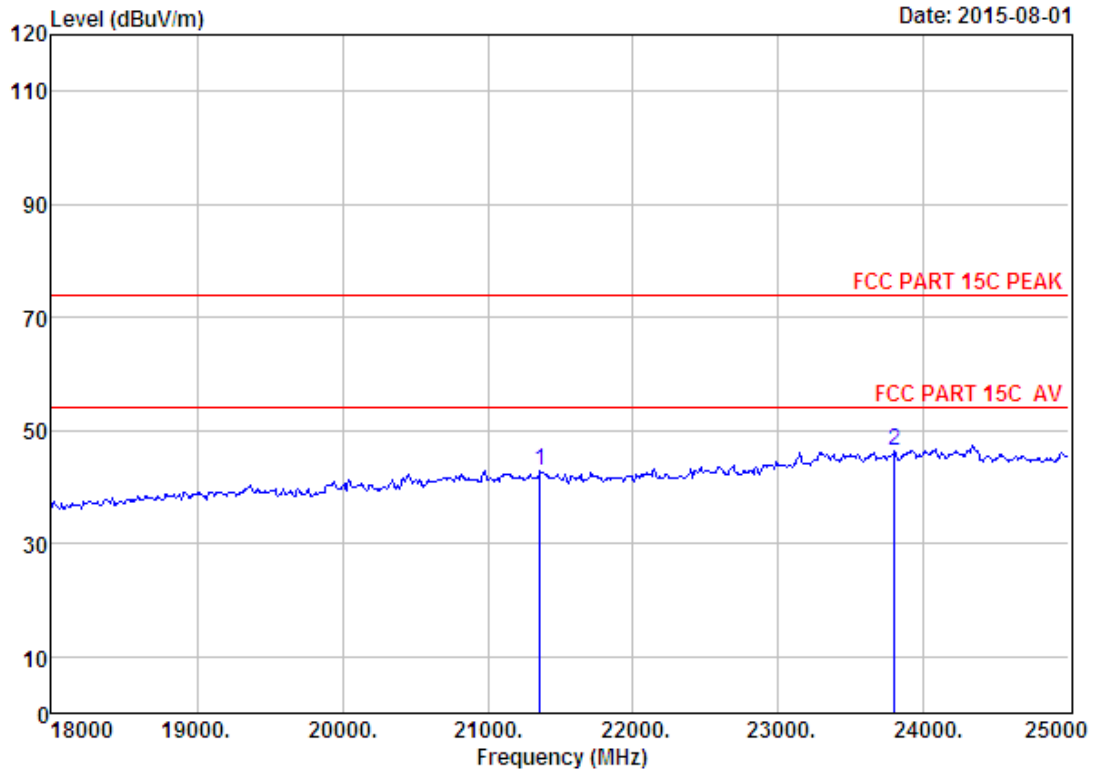


Site no. : 1# 966 chamber Data no. : 755
 Dis. / Ant. : 3m ANT ABOVE 18G Ant. pol. : VERTICAL
 Limit : FCC PART 15C PEAK
 Env. / Ins. : Temp:23.6';Humi:56%;Press:101.52kPa
 Engineer : Tony
 EUT : LED TV
 Power : AC 120V/60Hz
 M/N : WE75NC4210
 Test Mode : IEEE 802.11n HT40 CH9 2462TX
 Antenna b

	Freq. (MHz)	Ant. Factor (dB/m)	Cable Loss (dB)	Amp Factor (dB)	Reading (dBuV)	Emission Level (dBuV/m)	Limits (dBuV/m)	Margin (dB)	Remark
1	21185.00	46.18	20.21	35.64	9.86	40.61	74.00	33.39	Peak
2	22445.00	45.79	20.82	34.43	9.68	41.86	74.00	32.14	Peak

Remarks: 1. Emission Level= Antenna Factor + Cable Loss - Amp Factor + Reading.
 2. The emission levels that are 20dB below the official limit are not reported.





Date: 2015-08-01

Site no. : 1# 966 chamber Data no. : 756
 Dis. / Ant. : 3m ANT ABOVE 18G Ant. pol. : HORIZONTAL
 Limit : FCC PART 15C PEAK
 Env. / Ins. : Temp:23.6';Humi:56%;Press:101.52kPa
 Engineer : Tony
 EUT : LED TV
 Power : AC 120V/60Hz
 M/N : WE75NC4210
 Test Mode : IEEE 802.11n HT40 CH9 2462TX
 Antenna b

	Freq. (MHz)	Ant. Factor (dB/m)	Cable Loss (dB)	Amp Factor (dB)	Reading (dBuV)	Emission Level (dBuV/m)	Limits (dBuV/m)	Margin (dB)	Remark
1	21360.00	46.08	20.28	35.49	12.05	42.92	74.00	31.08	Peak
2	23796.00	45.64	21.86	33.01	11.80	46.29	74.00	27.71	Peak

Remarks: 1. Emission Level= Antenna Factor + Cable Loss - Amp Factor + Reading.
 2. The emission levels that are 20dB below the official limit are not reported.



5 BAND EDGE COMPLIANCE TEST

5.1 Limit

All the lower and upper band-edges emissions appearing within 2310MHz to 2390MHz and 2483.5MHz to 2500MHz restricted frequency bands shall not exceed the limits shown in 15.209, all the other emissions outside operation frequency band 2400MHz to 2483.5MHz shall be at least 20dB below the fundamental emissions, or comply with 15.209 limits

5.2 Test Procedure

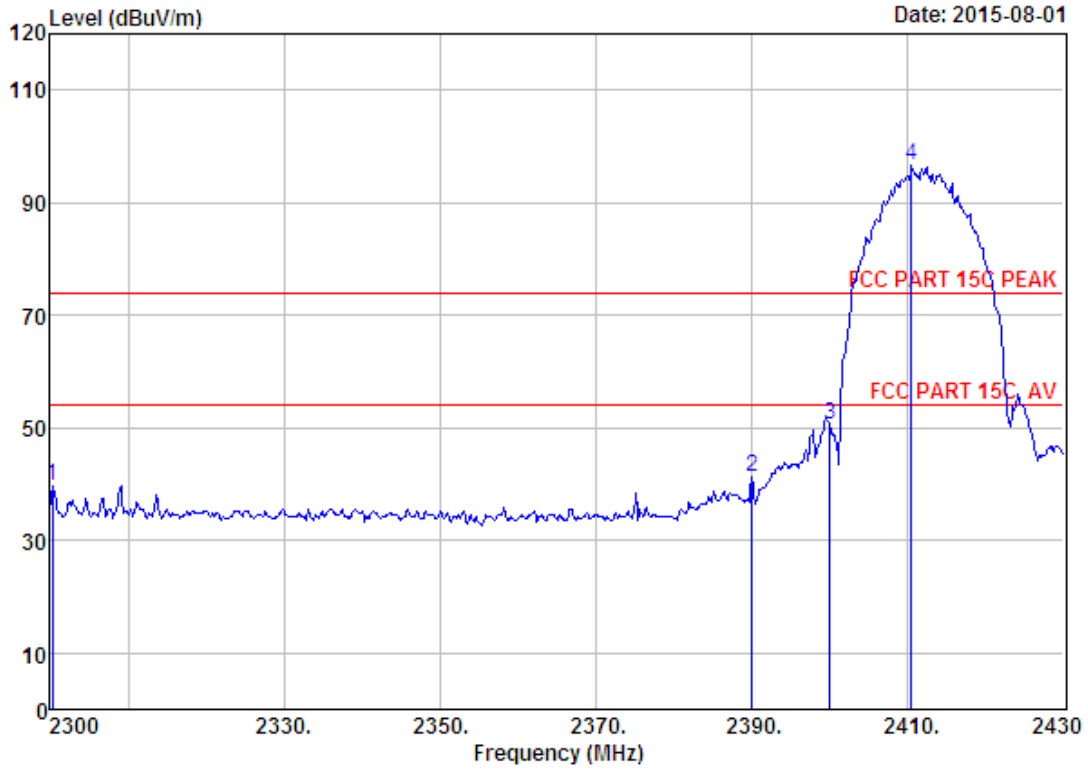
1. The EUT is placed on a turntable, which is 1.5m above the ground plane and worked at highest radiated power.
2. The turntable was rotated for 360 degrees to determine the position of maximum emission level.
3. EUT is set 3m away from the receiving antenna, which is varied from 1m to 4m to find out the highest emission.
4. Set the spectrum analyzer in the following setting in order to capture the lower and upper band-edges of the emission:
 - (a) Peak : RBW = 1MHz, VBW = 1MHz, Detector=PEAK detector, Sweep time = auto
 - (b) AV : RBW = 1MHz, VBW = 10Hz, Detector=PEAK detector, Sweep time = auto

5.3 Test Result

Pass (The testing data was attached in the next pages.)

- Note:
- 1、 For emissions above 1GHz, if peak level comply with average limit, then the average level is deemed to comply with average limit.
 - 2、 The frequency 2412MHz. 2422MHz . 2462MHz and 2472 MHz is fundamental frequency which no limit, the limit on plots is automatically generated by the software, it's not fundamental limit, we can't remove it.

5.4 Test Data

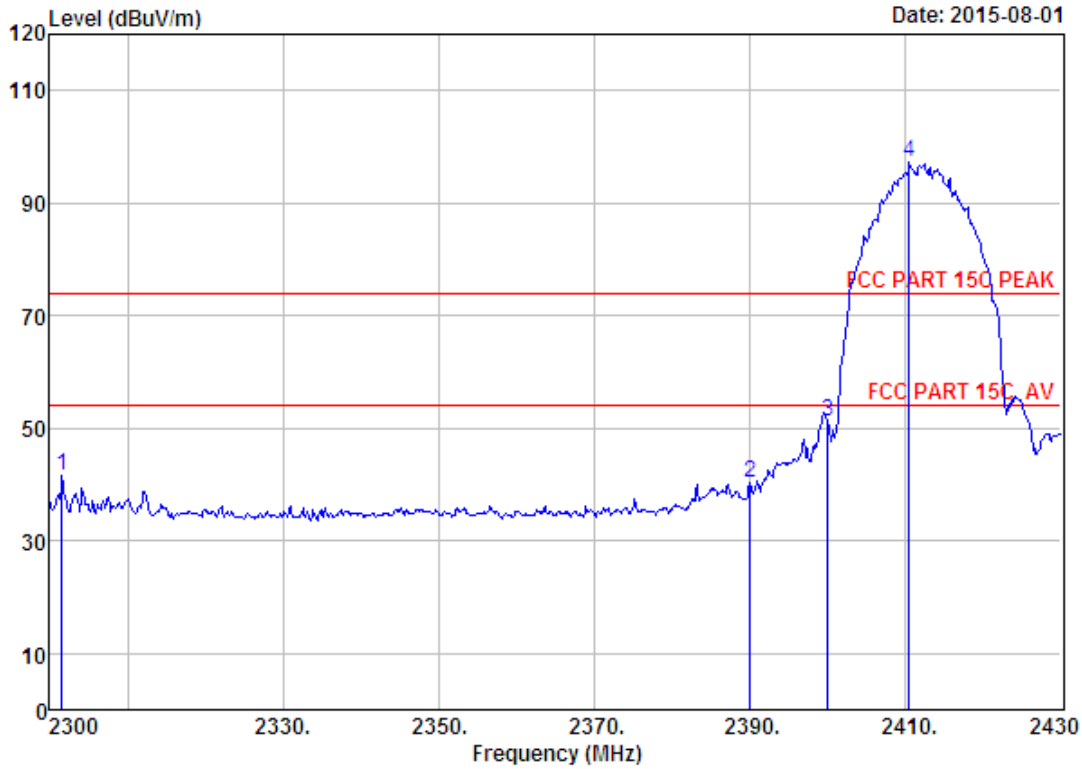


```

Site no.       : 1# 966 chamber           Data no.  : 631
Dis. / Ant.   : 3m ANT 1-18G            Ant. pol. : VERTICAL
Limit         : FCC PART 15C PEAK
Env. / Ins.   : Temp:23.6';Humi:56%;Press:101.52kPa
Engineer      : Tony
EUT           : LED TV
Power         : AC 120V/60Hz
M/N           : WE75NC4210
Test Mode     : IEEE 802.11b CH1 2412TX
                Antenna a
    
```

	Freq. (MHz)	Ant. Factor (dB/m)	Cable Loss (dB)	Amp Factor (dB)	Reading (dBuV)	Emission Level (dBuV/m)	Limits (dBuV/m)	Margin (dB)	Remark
1	2300.26	27.79	6.51	34.62	40.15	39.83	74.00	34.17	Peak
2	2390.00	27.64	6.62	34.62	41.52	41.16	74.00	32.84	Peak
3	2400.00	27.61	6.62	34.64	50.86	50.45	74.00	23.55	Peak
4	2410.50	27.60	6.64	34.64	96.95	96.55	74.00	-22.55	Peak

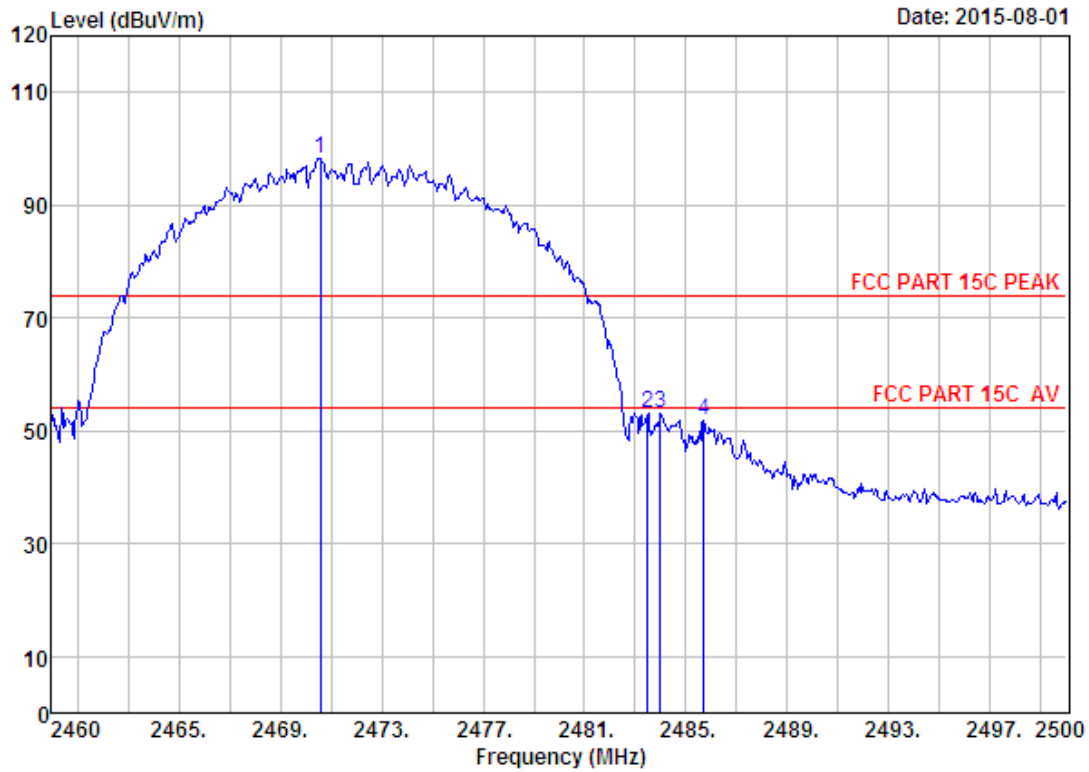
Remarks: 1. Emission Level= Antenna Factor + Cable Loss - Amp Factor + Reading.
 2. The emission levels that are 20dB below the official limit are not reported.



Site no. : 1# 966 chamber Data no. : 632
 Dis. / Ant. : 3m ANT 1-18G Ant. pol. : HORIZONTAL
 Limit : FCC PART 15C PEAK
 Env. / Ins. : Temp:23.6';Humi:56%;Press:101.52kPa
 Engineer : Tony
 EUT : LED TV
 Power : AC 120V/60Hz
 M/N : WE75NC4210
 Test Mode : IEEE 802.11b CH1 2412TX
 Antenna a

	Freq. (MHz)	Ant. Factor (dB/m)	Cable Loss (dB)	Amp Factor (dB)	Reading (dBUV)	Emission Level (dBUV/m)	Limit (dBUV/m)	Margin (dB)	Remark
1	2301.56	27.79	6.53	34.62	41.82	41.52	74.00	32.48	Peak
2	2390.00	27.64	6.62	34.62	40.83	40.47	74.00	33.53	Peak
3	2400.00	27.61	6.62	34.64	51.45	51.04	74.00	22.96	Peak
4	2410.50	27.60	6.64	34.64	97.65	97.25	74.00	-23.25	Peak

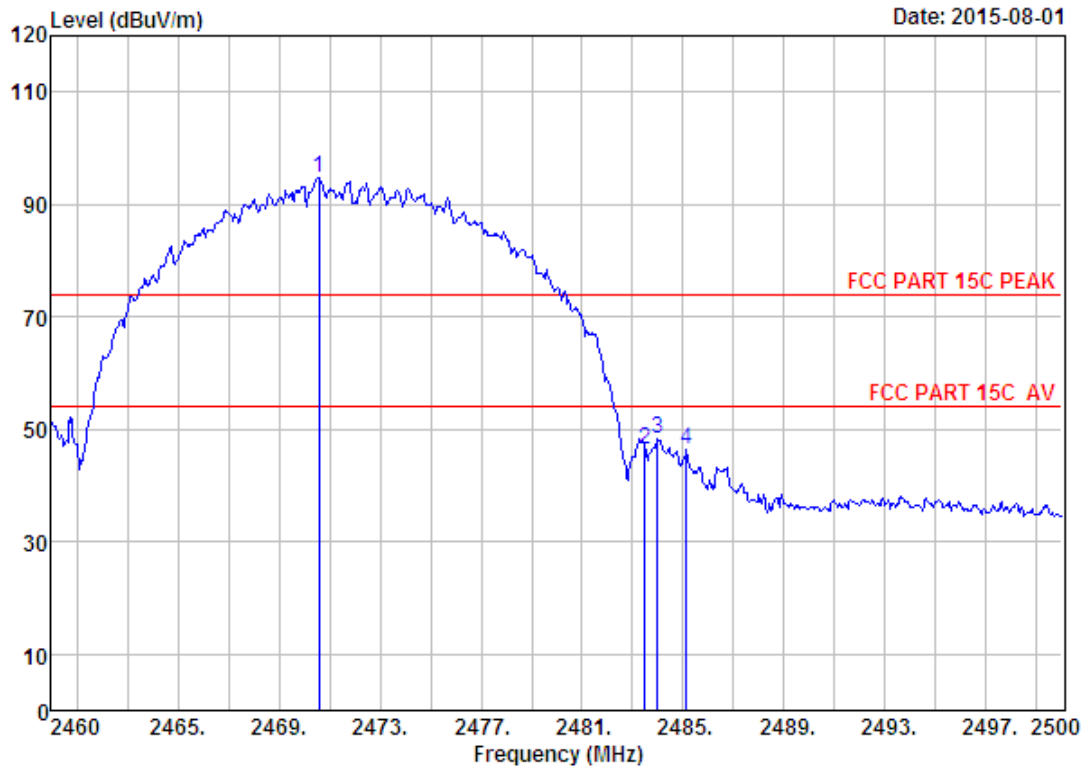
Remarks: 1. Emission Level= Antenna Factor + Cable Loss - Amp Factor + Reading.
 2. The emission levels that are 20dB below the official limit are not reported.



Site no. : 1# 966 chamber Data no. : 637
 Dis. / Ant. : 3m ANT 1-18G Ant. pol. : HORIZONTAL
 Limit : FCC PART 15C PEAK
 Env. / Ins. : Temp:23.6';Humi:56%;Press:101.52kPa
 Engineer : Tony
 EUT : LED TV
 Power : AC 120V/60Hz
 M/N : WE75NC4210
 Test Mode : IEEE 802.11b CH13 2472TX
 Antenna a

	Freq. (MHz)	Ant. Factor (dB/m)	Cable Loss (dB)	Amp Factor (dB)	Reading (dBUV)	Emission Level (dBUV/m)	Limits (dBUV/m)	Margin (dB)	Remark
1	2470.60	27.58	6.71	34.98	99.00	98.31	74.00	-24.31	Peak
2	2483.50	27.58	6.71	35.11	53.90	53.08	74.00	20.92	Peak
3	2484.00	27.58	6.71	35.11	54.04	53.22	74.00	20.78	Peak
4	2485.68	27.58	6.71	35.11	52.52	51.70	74.00	22.30	Peak

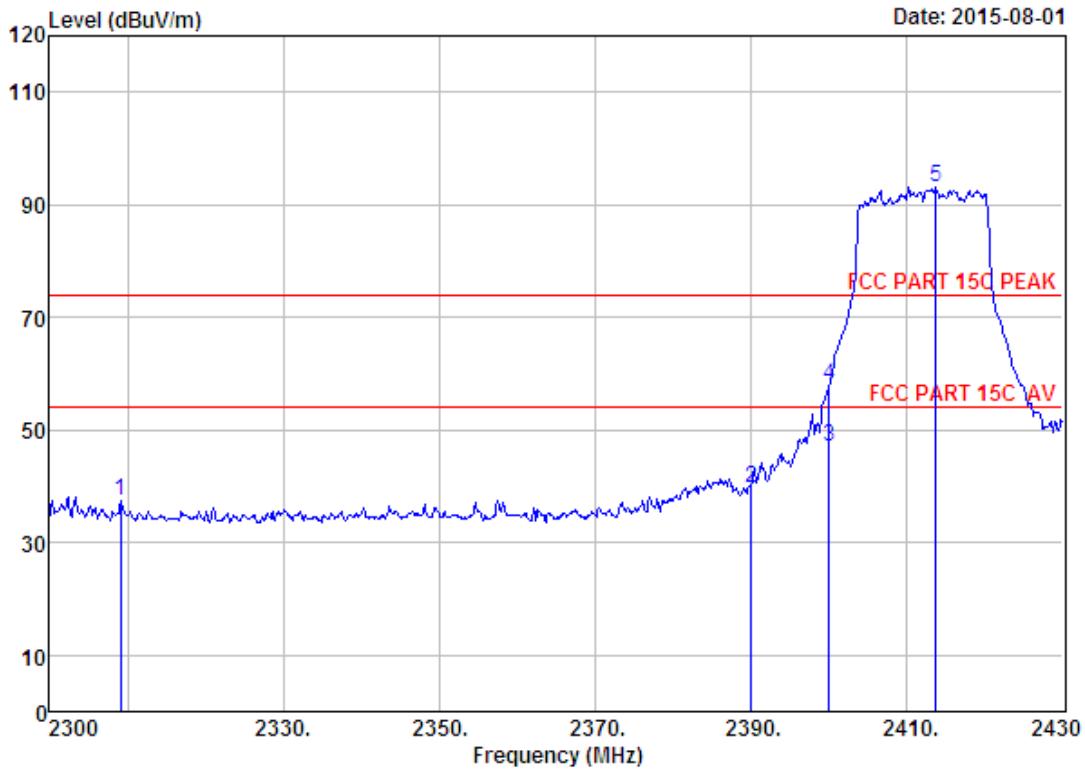
Remarks: 1. Emission Level= Antenna Factor + Cable Loss - Amp Factor + Reading.
 2. The emission levels that are 20dB below the official limit are not reported.



Site no. : 1# 966 chamber Data no. : 638
 Dis. / Ant. : 3m ANT 1-18G Ant. pol. : VERTICAL
 Limit : FCC PART 15C PEAK
 Env. / Ins. : Temp:23.6';Humi:56%;Press:101.52kPa
 Engineer : Tony
 EUT : LED TV
 Power : AC 120V/60Hz
 M/N : WE75NC4210
 Test Mode : IEEE 802.11b CH13 2472TX
 Antenna a

	Freq. (MHz)	Ant. Factor (dB/m)	Cable Loss (dB)	Amp Factor (dB)	Reading (dBuV)	Emission Level (dBuV/m)	Limits (dBuV/m)	Margin (dB)	Remark
1	2470.60	27.58	6.71	34.98	95.40	94.71	74.00	-20.71	Peak
2	2483.50	27.58	6.71	35.11	47.38	46.56	74.00	27.44	Peak
3	2484.00	27.58	6.71	35.11	48.99	48.17	74.00	25.83	Peak
4	2485.12	27.58	6.71	35.11	47.27	46.45	74.00	27.55	Peak

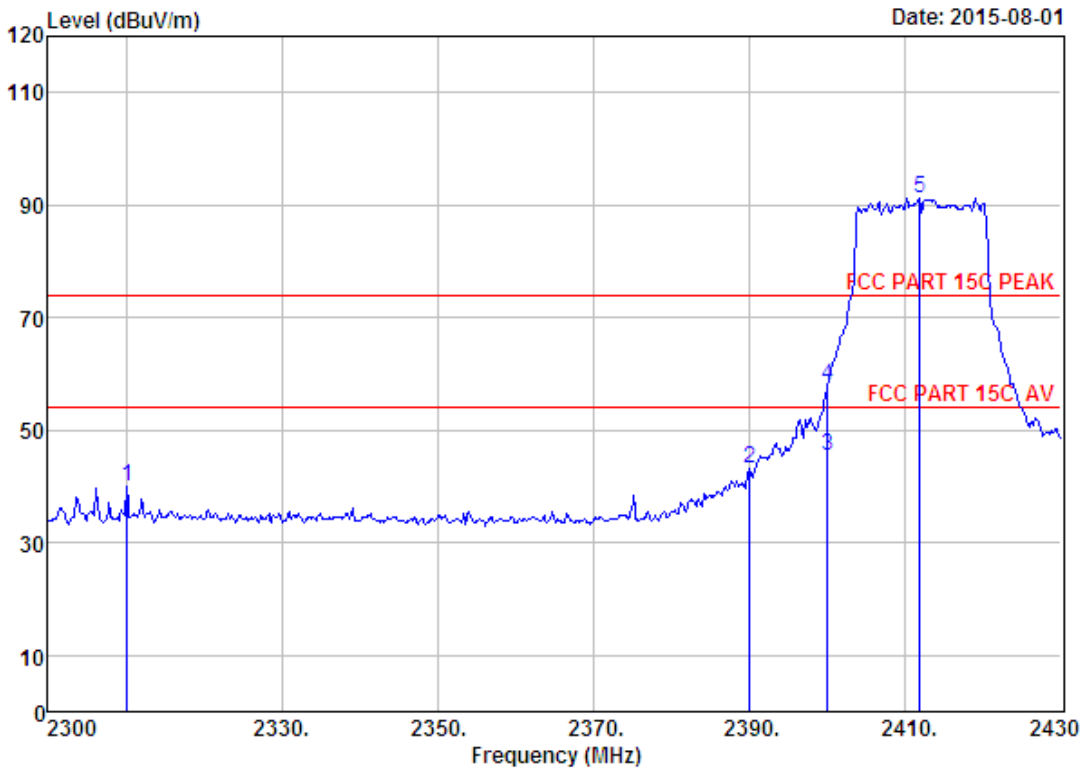
Remarks: 1. Emission Level= Antenna Factor + Cable Loss - Amp Factor + Reading.
 2. The emission levels that are 20dB below the official limit are not reported.



Site no. : 1# 966 chamber Data no. : 641
 Dis. / Ant. : 3m ANT 1-18G Ant. pol. : HORIZONTAL
 Limit : FCC PART 15C PEAK
 Env. / Ins. : Temp:23.6';Humi:56%;Press:101.52kPa
 Engineer : Tony
 EUT : LED TV
 Power : AC 120V/60Hz
 M/N : WE75NC4210
 Test Mode : IEEE 802.11g CH1 2412TX
 Antenna a

	Freq. (MHz)	Ant. Factor (dB/m)	Cable Loss (dB)	Amp Factor (dB)	Reading (dBUV)	Emission Level (dBUV/m)	Limits (dBUV/m)	Margin (dB)	Remark
1	2309.10	27.76	6.53	34.60	37.75	37.44	74.00	36.56	Peak
2	2390.00	27.64	6.62	34.62	40.03	39.67	74.00	34.33	Peak
3	2400.00	27.61	6.62	34.64	47.33	46.92	54.00	7.08	Average
4	2400.00	27.61	6.62	34.64	58.36	57.95	74.00	16.05	Peak
5	2413.75	27.60	6.64	34.64	93.46	93.06	74.00	-19.06	Peak

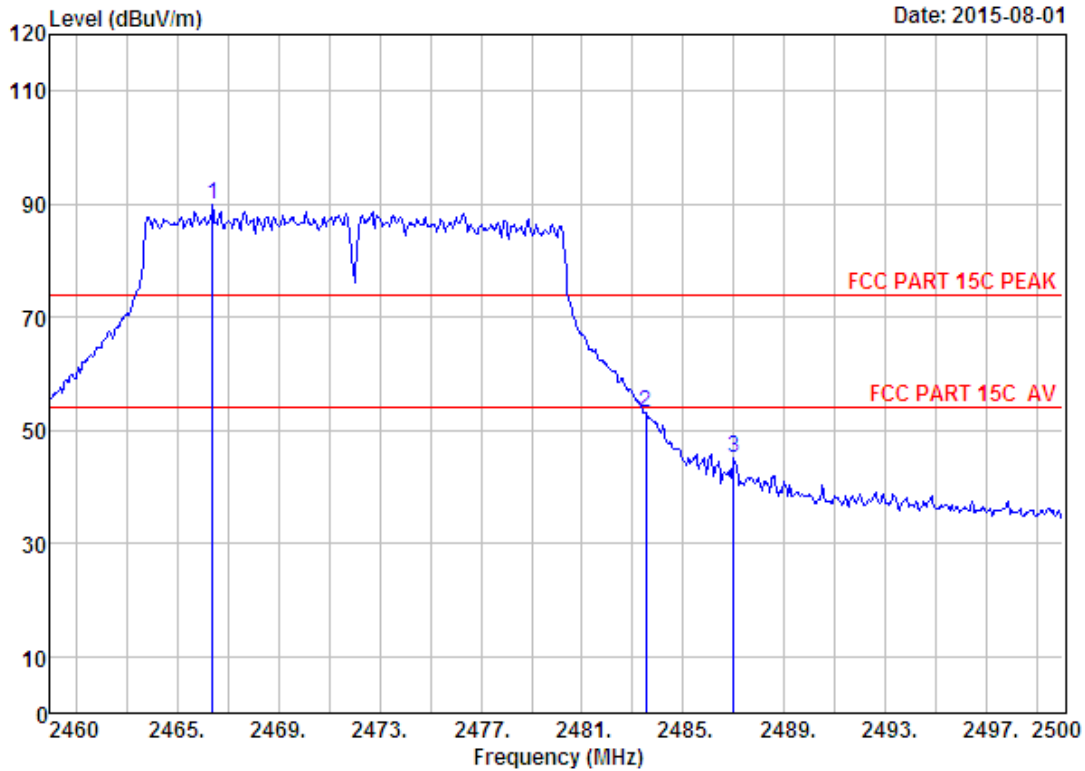
Remarks: 1. Emission Level= Antenna Factor + Cable Loss - Amp Factor + Reading.
 2. The emission levels that are 20dB below the official limit are not reported.



Site no. : 1# 966 chamber Data no. : 642
 Dis. / Ant. : 3m ANT 1-18G Ant. pol. : VERTICAL
 Limit : FCC PART 15C PEAK
 Env. / Ins. : Temp:23.6°;Humi:56%;Press:101.52kPa
 Engineer : Tony
 EUT : LED TV
 Power : AC 120V/60Hz
 M/N : WE75NC4210
 Test Mode : IEEE 802.11g CH1 2412TX
 Antenna a

	Freq. (MHz)	Ant. Factor (dB/m)	Cable Loss (dB)	Amp Factor (dB)	Reading (dBuV)	Emission Level (dBuV/m)	Limits (dBuV/m)	Margin (dB)	Remark
1	2310.14	27.76	6.53	34.60	40.45	40.14	74.00	33.86	Peak
2	2390.00	27.64	6.62	34.62	43.56	43.20	74.00	30.80	Peak
3	2400.00	27.61	6.62	34.64	46.01	45.60	54.00	8.40	Average
4	2400.00	27.61	6.62	34.64	58.22	57.81	74.00	16.19	Peak
5	2411.80	27.60	6.64	34.64	91.64	91.24	74.00	-17.24	Peak

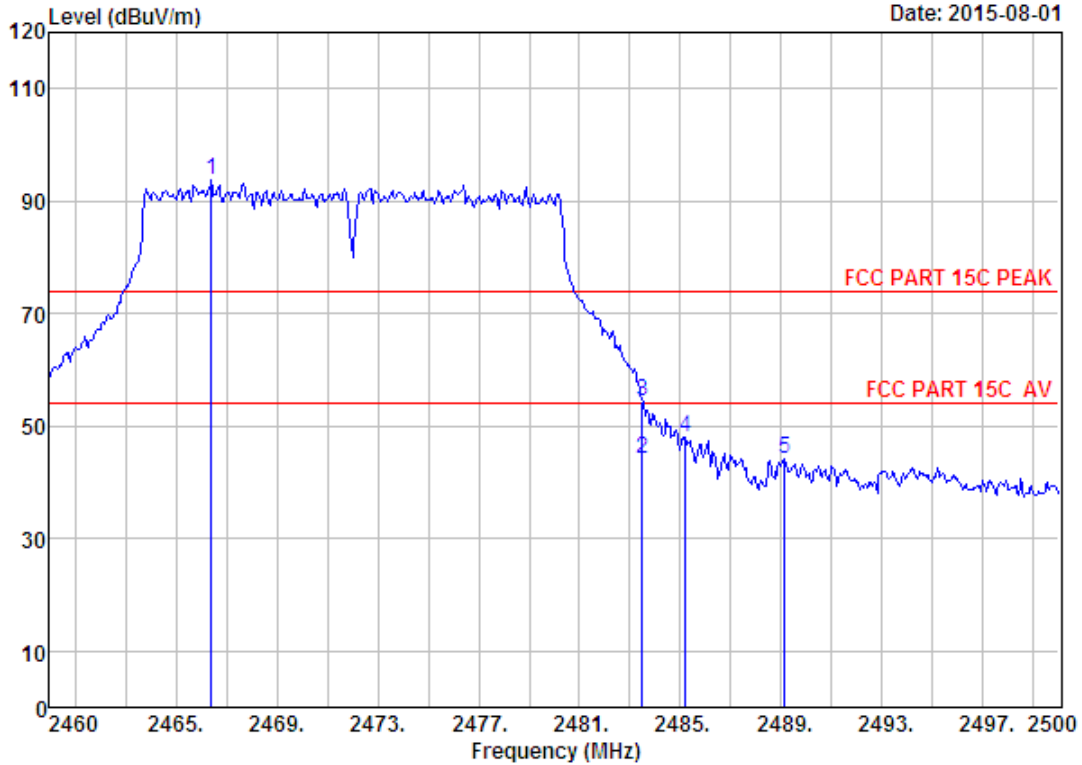
Remarks: 1. Emission Level= Antenna Factor + Cable Loss - Amp Factor + Reading.
 2. The emission levels that are 20dB below the official limit are not reported.



Site no. : 1# 966 chamber Data no. : 647
 Dis. / Ant. : 3m ANT 1-18G Ant. pol. : VERTICAL
 Limit : FCC PART 15C PEAK
 Env. / Ins. : Temp:23.6';Humi:56%;Press:101.52kPa
 Engineer : Tony
 EUT : LED TV
 Power : AC 120V/60Hz
 M/N : WE75NC4210
 Test Mode : IEEE 802.11g CH13 2472TX
 Antenna a

	Freq. (MHz)	Ant. Factor (dB/m)	Cable Loss (dB)	Amp Factor (dB)	Reading (dBuV)	Emission Level (dBuV/m)	Limits (dBuV/m)	Margin (dB)	Remark
1	2466.40	27.58	6.69	34.98	90.50	89.79	74.00	-15.79	Peak
2	2483.52	27.58	6.71	35.11	53.88	53.06	74.00	20.94	Peak
3	2487.00	27.58	6.71	35.11	45.90	45.08	74.00	28.92	Peak

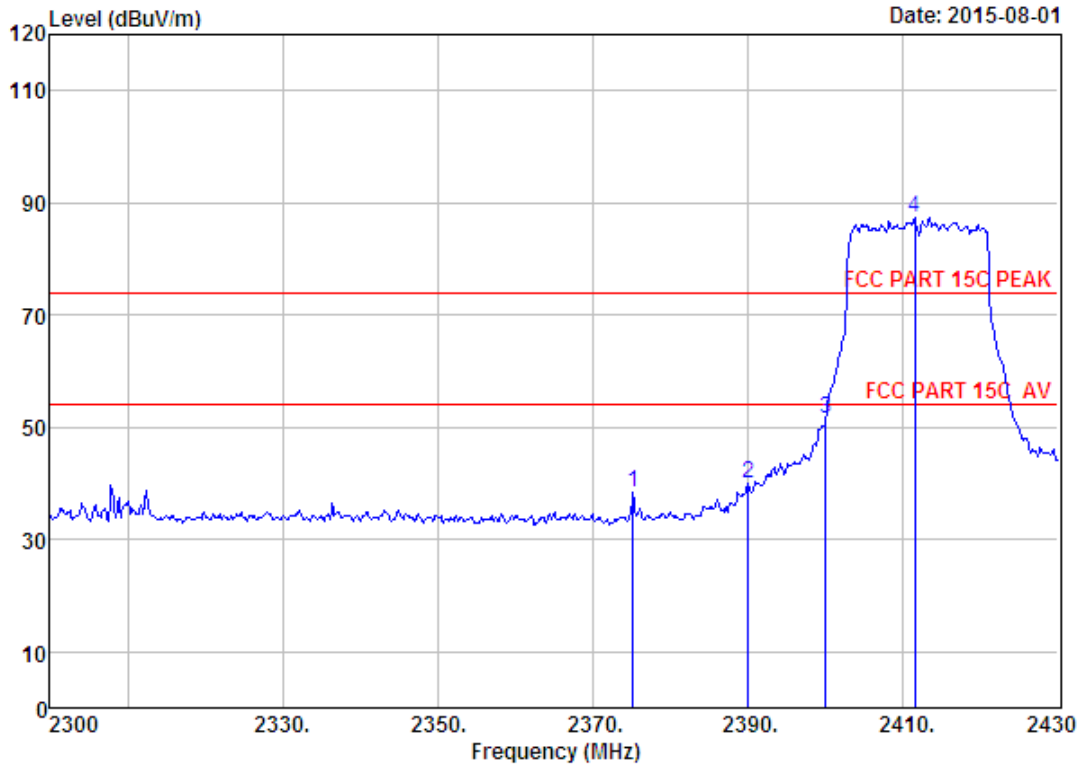
Remarks: 1. Emission Level= Antenna Factor + Cable Loss - Amp Factor + Reading.
 2. The emission levels that are 20dB below the official limit are not reported.



Site no. : 1# 966 chamber Data no. : 648
 Dis. / Ant. : 3m ANT 1-18G Ant. pol. : HORIZONTAL
 Limit : FCC PART 15C PEAK
 Env. / Ins. : Temp:23.6';Humi:56%;Press:101.52kPa
 Engineer : Tony
 EUT : LED TV
 Power : AC 120V/60Hz
 M/N : WE75NC4210
 Test Mode : IEEE 802.11g CH13 2472TX
 Antenna a

	Freq. (MHz)	Ant. Factor (dB/m)	Cable Loss (dB)	Amp Factor (dB)	Reading (dBuV)	Emission Level (dBuV/m)	Limits (dBuV/m)	Margin (dB)	Remark
1	2466.40	27.58	6.69	34.98	94.63	93.92	74.00	-19.92	Peak
2	2483.50	27.58	6.71	35.11	45.01	44.19	54.00	9.81	Average
3	2483.50	27.58	6.71	35.11	55.36	54.54	74.00	19.46	Peak
4	2485.20	27.58	6.71	35.11	48.70	47.88	74.00	26.12	Peak
5	2489.12	27.58	6.73	35.24	44.95	44.02	74.00	29.98	Peak

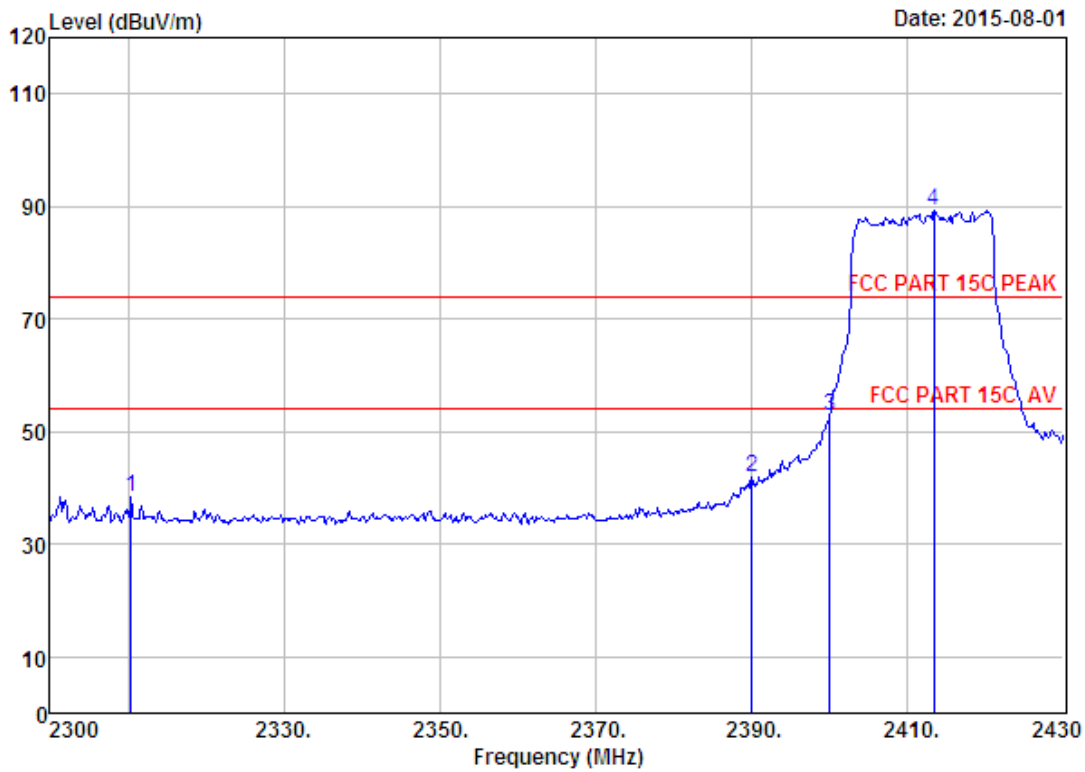
Remarks: 1. Emission Level= Antenna Factor + Cable Loss - Amp Factor + Reading.
 2. The emission levels that are 20dB below the official limit are not reported.



Site no. : 1# 966 chamber Data no. : 651
 Dis. / Ant. : 3m ANT 1-18G Ant. pol. : VERTICAL
 Limit : FCC PART 15C PEAK
 Env. / Ins. : Temp:23.6';Humi:56%;Press:101.52kPa
 Engineer : Tony
 EUT : LED TV
 Power : AC 120V/60Hz
 M/N : WE75NC4210
 Test Mode : IEEE 802.11n HT20 CH1 2412TX
 Antenna a

	Freq. (MHz)	Ant. Factor (dB/m)	Cable Loss (dB)	Amp Factor (dB)	Reading (dBuV)	Emission Level (dBuV/m)	Limits (dBuV/m)	Margin (dB)	Remark
1	2375.14	27.64	6.60	34.59	38.80	38.45	74.00	35.55	Peak
2	2390.00	27.64	6.62	34.62	40.30	39.94	74.00	34.06	Peak
3	2400.00	27.61	6.62	34.64	51.98	51.57	74.00	22.43	Peak
4	2411.54	27.60	6.64	34.64	87.81	87.41	74.00	-13.41	Peak

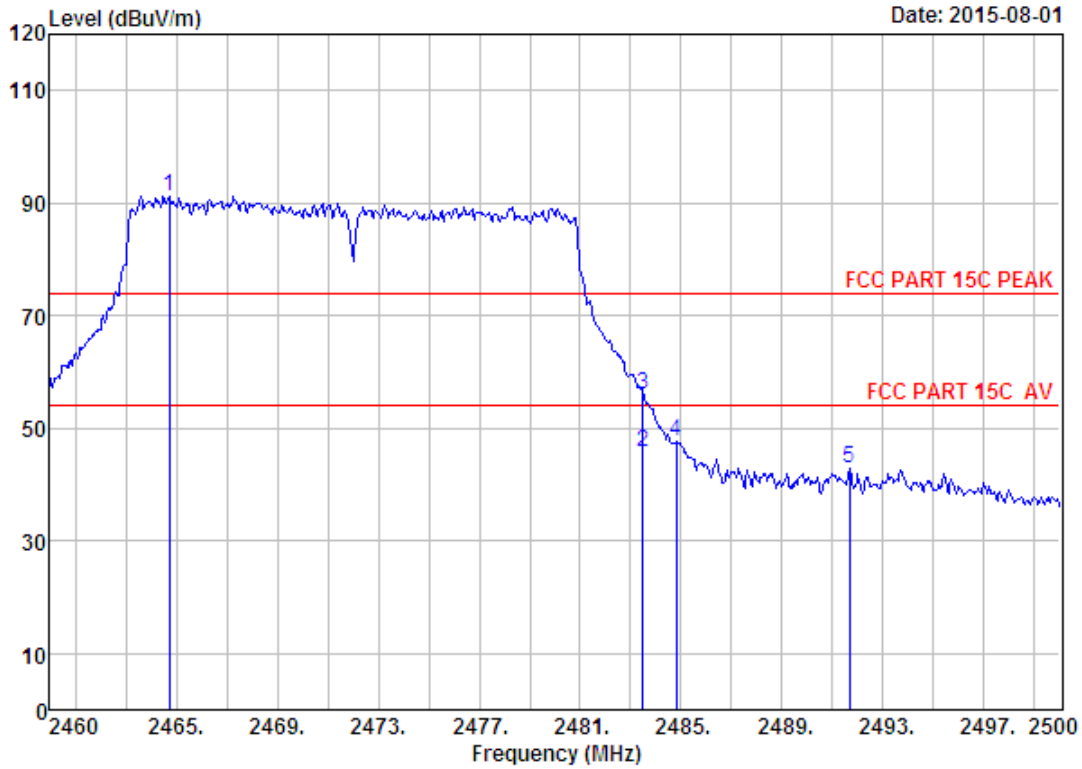
Remarks: 1. Emission Level= Antenna Factor + Cable Loss - Amp Factor + Reading.
 2. The emission levels that are 20dB below the official limit are not reported.



Site no. : 1# 966 chamber Data no. : 652
 Dis. / Ant. : 3m ANT 1-18G Ant. pol. : HORIZONTAL
 Limit : FCC PART 15C PEAK
 Env. / Ins. : Temp:23.6°;Humi:56%;Press:101.52kPa
 Engineer : Tony
 EUT : LED TV
 Power : AC 120V/60Hz
 M/N : WE75NC4210
 Test Mode : IEEE 802.11n HT20 CH1 2412TX
 Antenna a

	Freq. (MHz)	Ant. Factor (dB/m)	Cable Loss (dB)	Amp Factor (dB)	Reading (dBuV)	Emission Level (dBuV/m)	Limits (dBuV/m)	Margin (dB)	Remark
1	2310.40	27.76	6.53	34.60	38.81	38.50	74.00	35.50	Peak
2	2390.00	27.64	6.62	34.62	42.13	41.77	74.00	32.23	Peak
3	2400.00	27.61	6.62	34.64	53.24	52.83	74.00	21.17	Peak
4	2413.36	27.60	6.64	34.64	89.82	89.42	74.00	-15.42	Peak

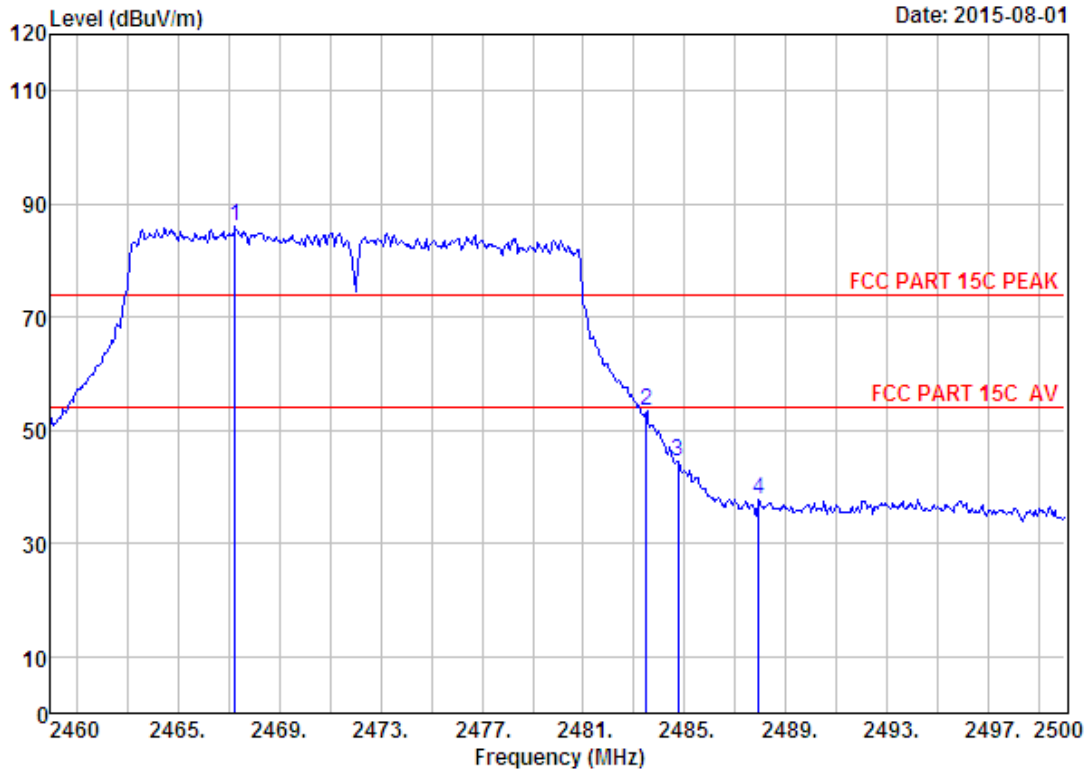
Remarks: 1. Emission Level= Antenna Factor + Cable Loss - Amp Factor + Reading.
 2. The emission levels that are 20dB below the official limit are not reported.



Site no. : 1# 966 chamber Data no. : 657
 Dis. / Ant. : 3m ANT 1-18G Ant. pol. : HORIZONTAL
 Limit : FCC PART 15C PEAK
 Env. / Ins. : Temp:23.6';Humi:56%;Press:101.52kPa
 Engineer : Tony
 EUT : LED TV
 Power : AC 120V/60Hz
 M/N : WE75NC4210
 Test Mode : IEEE 802.11n HT20 CH13 2472TX
 Antenna a

	Freq. (MHz)	Ant. Factor (dB/m)	Cable Loss (dB)	Amp Factor (dB)	Reading (dBuV)	Emission Level (dBuV/m)	Limits (dBuV/m)	Margin (dB)	Remark
1	2464.72	27.58	6.69	34.98	91.91	91.20	74.00	-17.20	Peak
2	2483.50	27.58	6.71	35.11	46.71	45.89	54.00	8.11	Average
3	2483.50	27.58	6.71	35.11	56.89	56.07	74.00	17.93	Peak
4	2484.80	27.58	6.71	35.11	48.57	47.75	74.00	26.25	Peak
5	2491.68	27.58	6.73	35.24	43.90	42.97	74.00	31.03	Peak

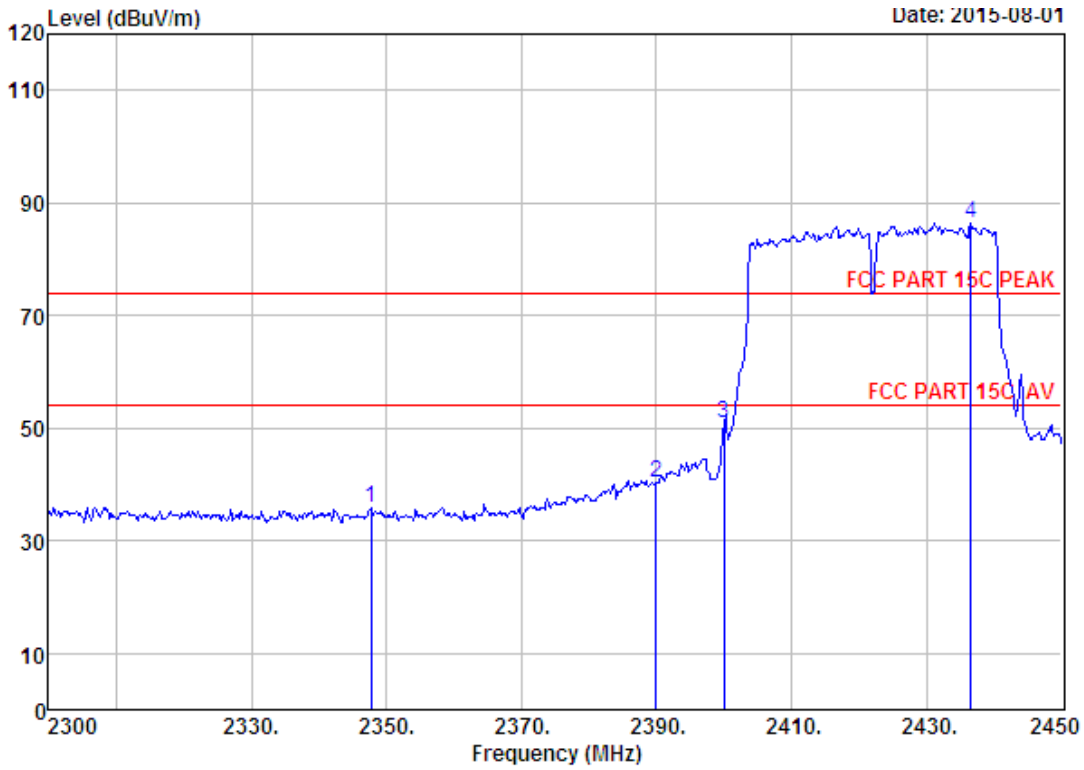
Remarks: 1. Emission Level= Antenna Factor + Cable Loss - Amp Factor + Reading.
 2. The emission levels that are 20dB below the official limit are not reported.



Site no. : 1# 966 chamber Data no. : 658
 Dis. / Ant. : 3m ANT 1-18G Ant. pol. : VERTICAL
 Limit : FCC PART 15C PEAK
 Env. / Ins. : Temp:23.6';Humi:56%;Press:101.52kPa
 Engineer : Tony
 EUT : LED TV
 Power : AC 120V/60Hz
 M/N : WE75NC4210
 Test Mode : IEEE 802.11n HT20 CH13 2472TX
 Antenna a

	Freq. (MHz)	Ant. Factor (dB/m)	Cable Loss (dB)	Amp Factor (dB)	Reading (dBuV)	Emission Level (dBuV/m)	Limits (dBuV/m)	Margin (dB)	Remark
1	2467.28	27.58	6.69	34.98	86.67	85.96	74.00	-11.96	Peak
2	2483.50	27.58	6.71	35.11	54.11	53.29	74.00	20.71	Peak
3	2484.72	27.58	6.71	35.11	45.22	44.40	74.00	29.60	Peak
4	2487.92	27.58	6.73	35.11	38.68	37.88	74.00	36.12	Peak

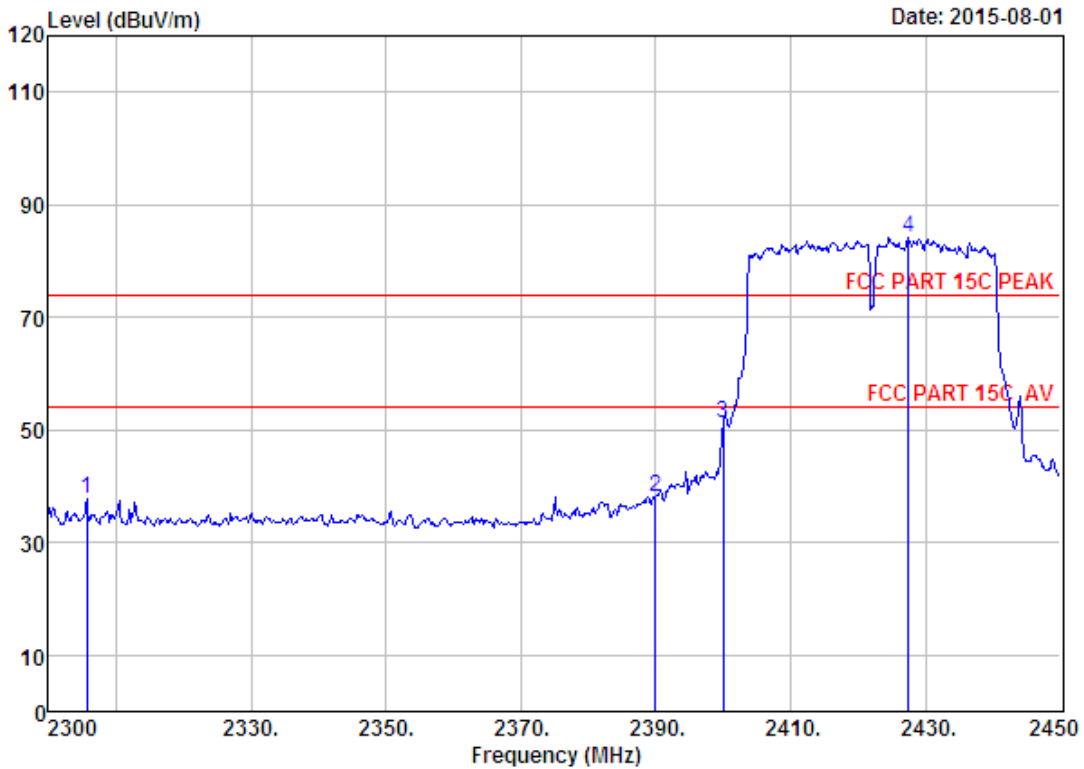
Remarks: 1. Emission Level= Antenna Factor + Cable Loss - Amp Factor + Reading.
 2. The emission levels that are 20dB below the official limit are not reported.



Site no. : 1# 966 chamber Data no. : 661
 Dis. / Ant. : 3m ANT 1-18G Ant. pol. : HORIZONTAL
 Limit : FCC PART 15C PEAK
 Env. / Ins. : Temp:23.6';Humi:56%;Press:101.52kPa
 Engineer : Tony
 EUT : LED TV
 Power : AC 120V/60Hz
 M/N : WE75NC4210
 Test Mode : IEEE 802.11n HT40 CH1 2422TX
 Antenna a

	Freq. (MHz)	Ant. Factor (dB/m)	Cable Loss (dB)	Amp Factor (dB)	Reading (dBuV)	Emission Level (dBuV/m)	Limits (dBuV/m)	Margin (dB)	Remark
1	2347.70	27.70	6.56	34.57	36.08	35.77	74.00	38.23	Peak
2	2390.00	27.64	6.62	34.62	40.58	40.22	74.00	33.78	Peak
3	2400.00	27.61	6.62	34.64	51.18	50.77	74.00	23.23	Peak
4	2436.50	27.60	6.66	34.85	86.99	86.40	74.00	-12.40	Peak

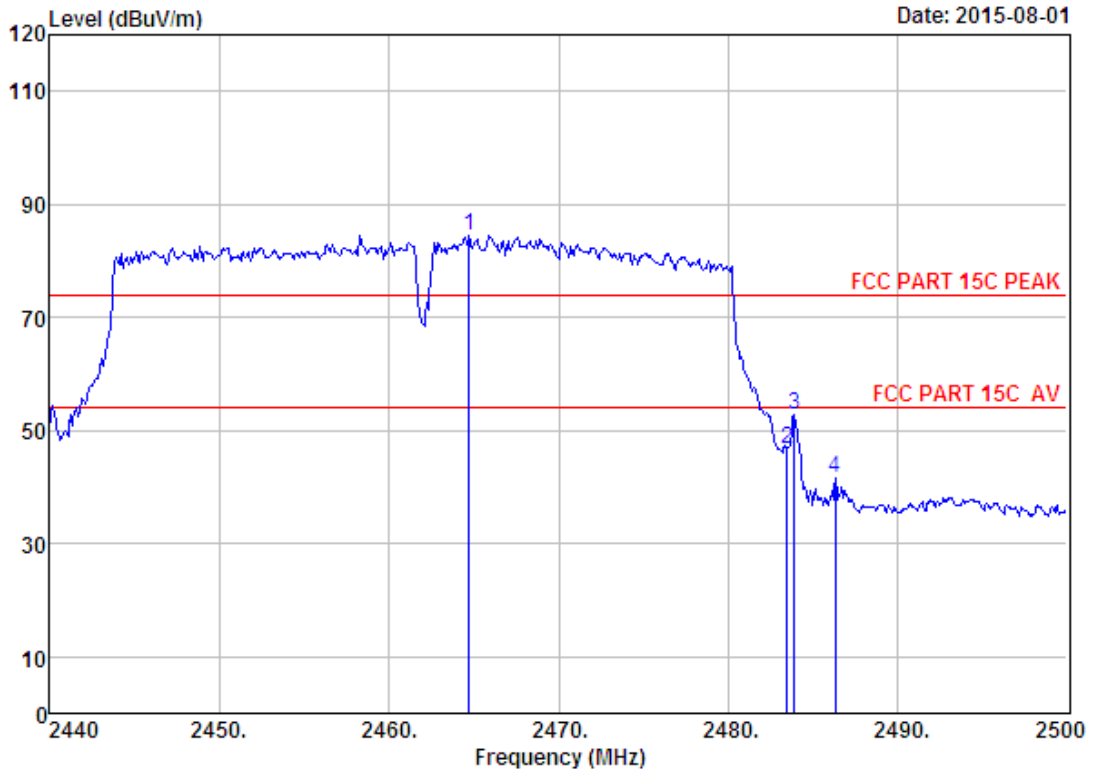
Remarks: 1. Emission Level= Antenna Factor + Cable Loss - Amp Factor + Reading.
 2. The emission levels that are 20dB below the official limit are not reported.



Site no. : 1# 966 chamber Data no. : 662
 Dis. / Ant. : 3m ANT 1-18G Ant. pol. : VERTICAL
 Limit : FCC PART 15C PEAK
 Env. / Ins. : Temp:23.6';Humi:56%;Press:101.52kPa
 Engineer : Tony
 EUT : LED TV
 Power : AC 120V/60Hz
 M/N : WE75NC4210
 Test Mode : IEEE 802.11n HT40 CH1 2422TX
 Antenna a

	Freq. (MHz)	Ant. Factor (dB/m)	Cable Loss (dB)	Amp Factor (dB)	Reading (dBuV)	Emission Level (dBuV/m)	Limits (dBuV/m)	Margin (dB)	Remark
1	2305.70	27.76	6.53	34.62	38.15	37.82	74.00	36.18	Peak
2	2390.00	27.64	6.62	34.62	38.36	38.00	74.00	36.00	Peak
3	2400.00	27.61	6.62	34.64	51.74	51.33	74.00	22.67	Peak
4	2427.50	27.60	6.66	34.74	84.73	84.25	74.00	-10.25	Peak

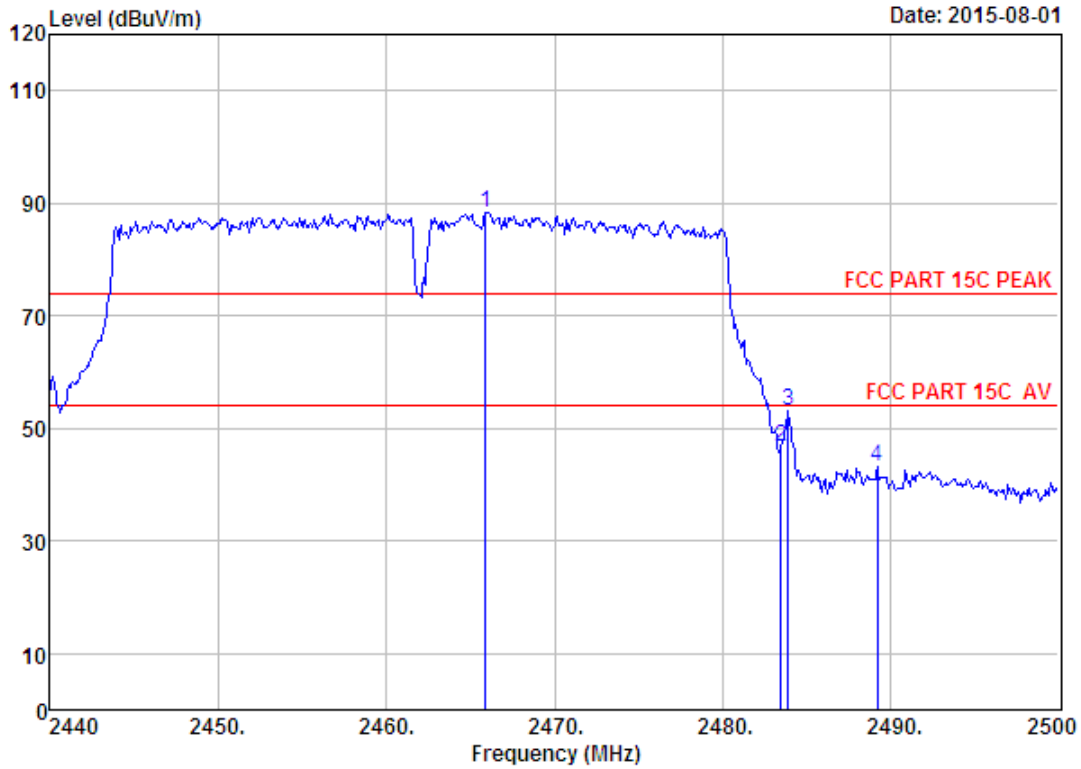
Remarks: 1. Emission Level= Antenna Factor + Cable Loss - Amp Factor + Reading.
 2. The emission levels that are 20dB below the official limit are not reported.



Site no. : 1# 966 chamber Data no. : 667
 Dis. / Ant. : 3m ANT 1-18G Ant. pol. : VERTICAL
 Limit : FCC PART 15C PEAK
 Env. / Ins. : Temp:23.6';Humi:56%;Press:101.52kPa
 Engineer : Tony
 EUT : LED TV
 Power : AC 120V/60Hz
 M/N : WE75NC4210
 Test Mode : IEEE 802.11n HT40 CH9 2462TX
 Antenna a

	Freq. (MHz)	Ant. Factor (dB/m)	Cable Loss (dB)	Amp Factor (dB)	Reading (dBuV)	Emission Level (dBuV/m)	Limits (dBuV/m)	Margin (dB)	Remark
1	2464.72	27.58	6.69	34.98	85.21	84.50	74.00	-10.50	Peak
2	2483.50	27.58	6.71	35.11	47.63	46.81	74.00	27.19	Peak
3	2483.92	27.58	6.71	35.11	53.51	52.69	74.00	21.31	Peak
4	2486.32	27.58	6.71	35.11	42.30	41.48	74.00	32.52	Peak

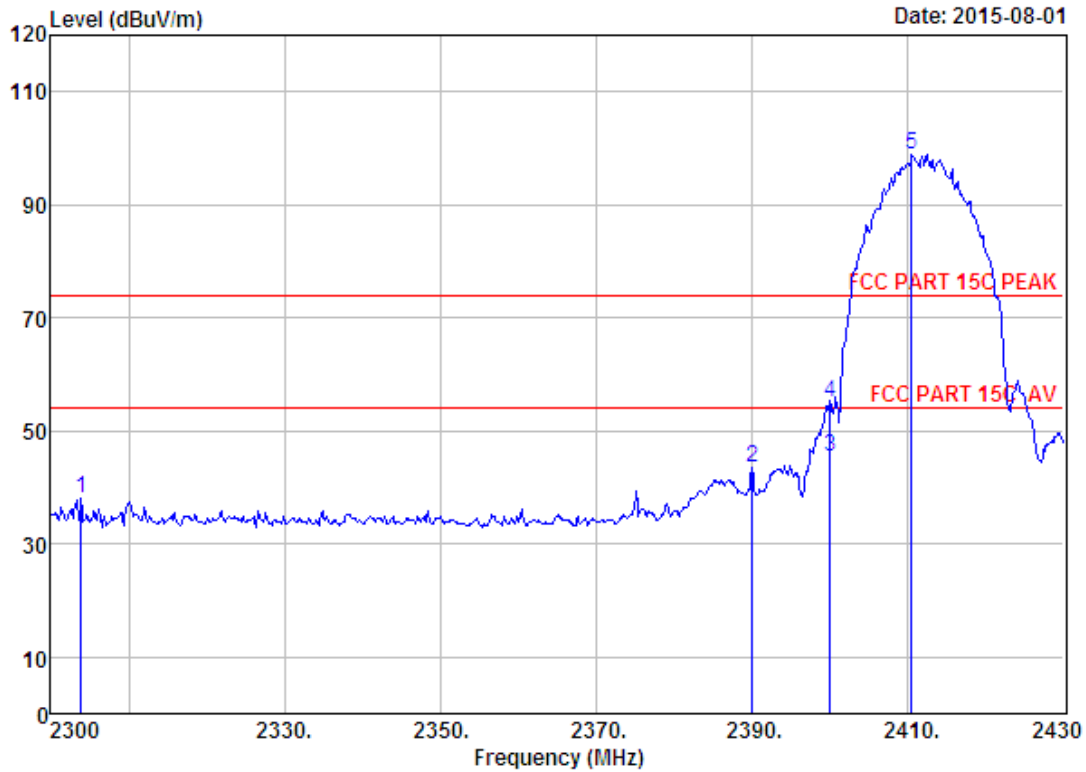
Remarks: 1. Emission Level= Antenna Factor + Cable Loss - Amp Factor + Reading.
 2. The emission levels that are 20dB below the official limit are not reported.



Site no. : 1# 966 chamber Data no. : 668
 Dis. / Ant. : 3m ANT 1-18G Ant. pol. : HORIZONTAL
 Limit : FCC PART 15C PEAK
 Env. / Ins. : Temp:23.6';Humi:56%;Press:101.52kPa
 Engineer : Tony
 EUT : LED TV
 Power : AC 120V/60Hz
 M/N : WE75NC4210
 Test Mode : IEEE 802.11n HT40 CH9 2462TX
 Antenna a

	Freq. (MHz)	Ant. Factor (dB/m)	Cable Loss (dB)	Amp Factor (dB)	Reading (dBuV)	Emission Level (dBuV/m)	Limits (dBuV/m)	Margin (dB)	Remark
1	2465.92	27.58	6.69	34.98	88.91	88.20	74.00	-14.20	Peak
2	2483.50	27.58	6.71	35.11	47.48	46.66	74.00	27.34	Peak
3	2483.92	27.58	6.71	35.11	53.80	52.98	74.00	21.02	Peak
4	2489.20	27.58	6.73	35.24	44.01	43.08	74.00	30.92	Peak

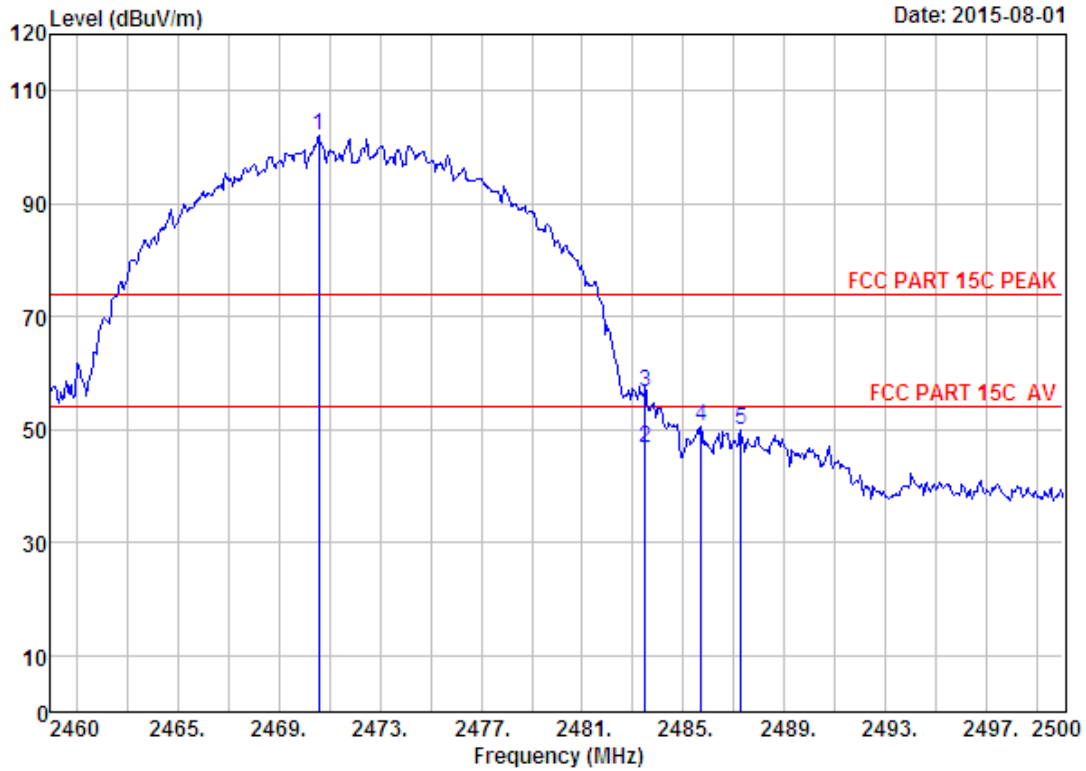
Remarks: 1. Emission Level= Antenna Factor + Cable Loss - Amp Factor + Reading.
 2. The emission levels that are 20dB below the official limit are not reported.



Site no. : 1# 966 chamber Data no. : 671
 Dis. / Ant. : 3m ANT 1-18G Ant. pol. : VERTICAL
 Limit : FCC PART 15C PEAK
 Env. / Ins. : Temp:23.6';Humi:56%;Press:101.52kPa
 Engineer : Tony
 EUT : LED TV
 Power : AC 120V/60Hz
 M/N : WE75NC4210
 Test Mode : IEEE 802.11b CH1 2412TX
 Antenna b

	Freq. (MHz)	Ant. Factor (dB/m)	Cable Loss (dB)	Amp Factor (dB)	Reading (dBuV)	Emission Level (dBuV/m)	Limits (dBuV/m)	Margin (dB)	Remark
1	2303.90	27.79	6.53	34.62	38.40	38.10	74.00	35.90	Peak
2	2390.00	27.64	6.62	34.62	43.86	43.50	74.00	30.50	Peak
3	2400.00	27.61	6.62	34.64	45.78	45.37	54.00	8.63	Average
4	2400.00	27.61	6.62	34.64	55.45	55.04	74.00	18.96	Peak
5	2410.50	27.60	6.64	34.64	99.25	98.85	74.00	-24.85	Peak

Remarks: 1. Emission Level= Antenna Factor + Cable Loss - Amp Factor + Reading.
 2. The emission levels that are 20dB below the official limit are not reported.

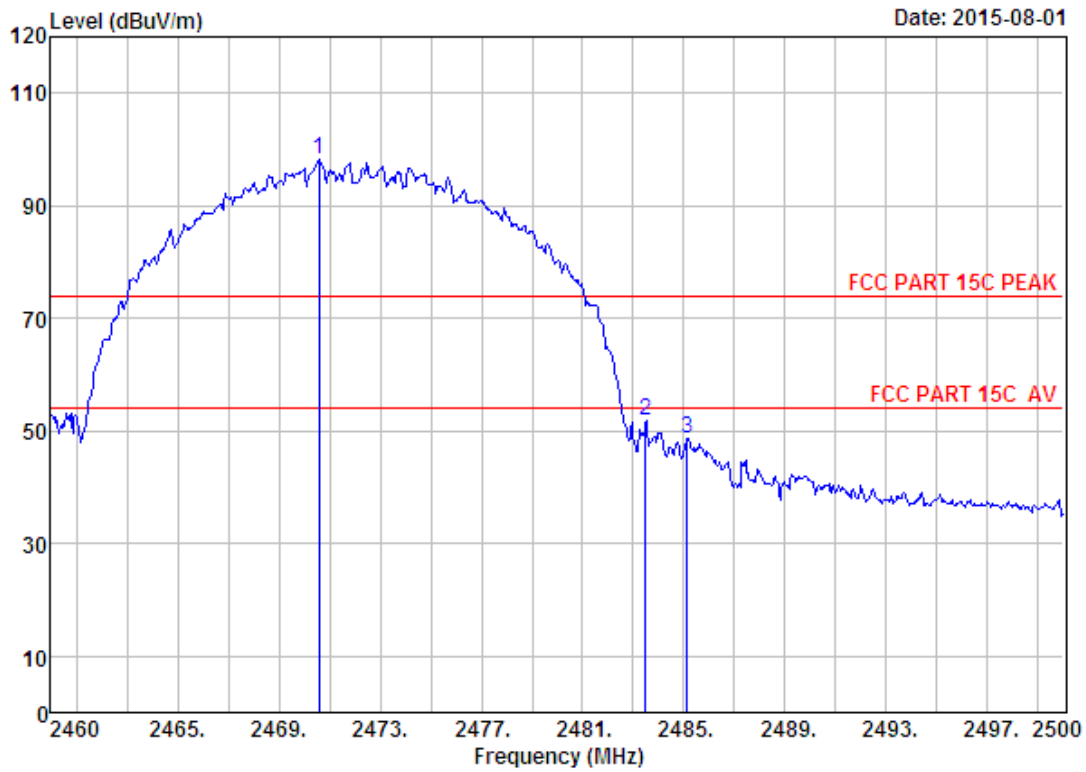


Date: 2015-08-01

Site no. : 1# 966 chamber Data no. : 677
 Dis. / Ant. : 3m ANT 1-18G Ant. pol. : HORIZONTAL
 Limit : FCC PART 15C PEAK
 Env. / Ins. : Temp:23.6';Humi:56%;Press:101.52kPa
 Engineer : Tony
 EUT : LED TV
 Power : AC 120V/60Hz
 M/N : WE75NC4210
 Test Mode : IEEE 802.11b CH13 2472TX
 Antenna b

	Freq. (MHz)	Ant. Factor (dB/m)	Cable Loss (dB)	Amp Factor (dB)	Reading (dBuV)	Emission Level (dBuV/m)	Limits (dBuV/m)	Margin (dB)	Remark
1	2470.60	27.58	6.71	34.98	102.68	101.99	74.00	-27.99	Peak
2	2483.50	27.58	6.71	35.11	47.52	46.70	54.00	7.30	Average
3	2483.50	27.58	6.71	35.11	57.31	56.49	74.00	17.51	Peak
4	2485.68	27.58	6.71	35.11	51.30	50.48	74.00	23.52	Peak
5	2487.28	27.58	6.71	35.11	50.81	49.99	74.00	24.01	Peak

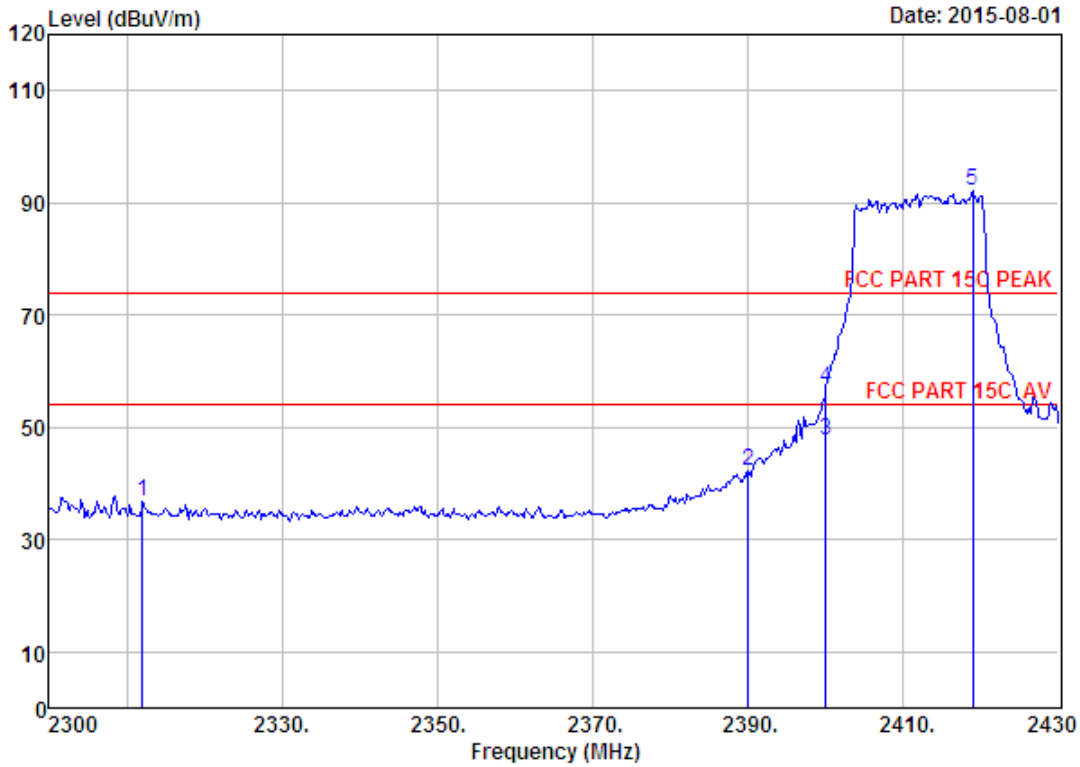
Remarks: 1. Emission Level= Antenna Factor + Cable Loss - Amp Factor + Reading.
 2. The emission levels that are 20dB below the official limit are not reported.



Site no. : 1# 966 chamber Data no. : 678
 Dis. / Ant. : 3m ANT 1-18G Ant. pol. : VERTICAL
 Limit : FCC PART 15C PEAK
 Env. / Ins. : Temp:23.6';Humi:56%;Press:101.52kPa
 Engineer : Tony
 EUT : LED TV
 Power : AC 120V/60Hz
 M/N : WE75NC4210
 Test Mode : IEEE 802.11b CH13 2472TX
 Antenna b

	Freq. (MHz)	Ant. Factor (dB/m)	Cable Loss (dB)	Amp Factor (dB)	Reading (dBuV)	Emission Level (dBuV/m)	Limits (dBuV/m)	Margin (dB)	Remark
1	2470.60	27.58	6.71	34.98	98.90	98.21	74.00	-24.21	Peak
2	2483.50	27.58	6.71	35.11	52.75	51.93	74.00	22.07	Peak
3	2485.12	27.58	6.71	35.11	49.54	48.72	74.00	25.28	Peak

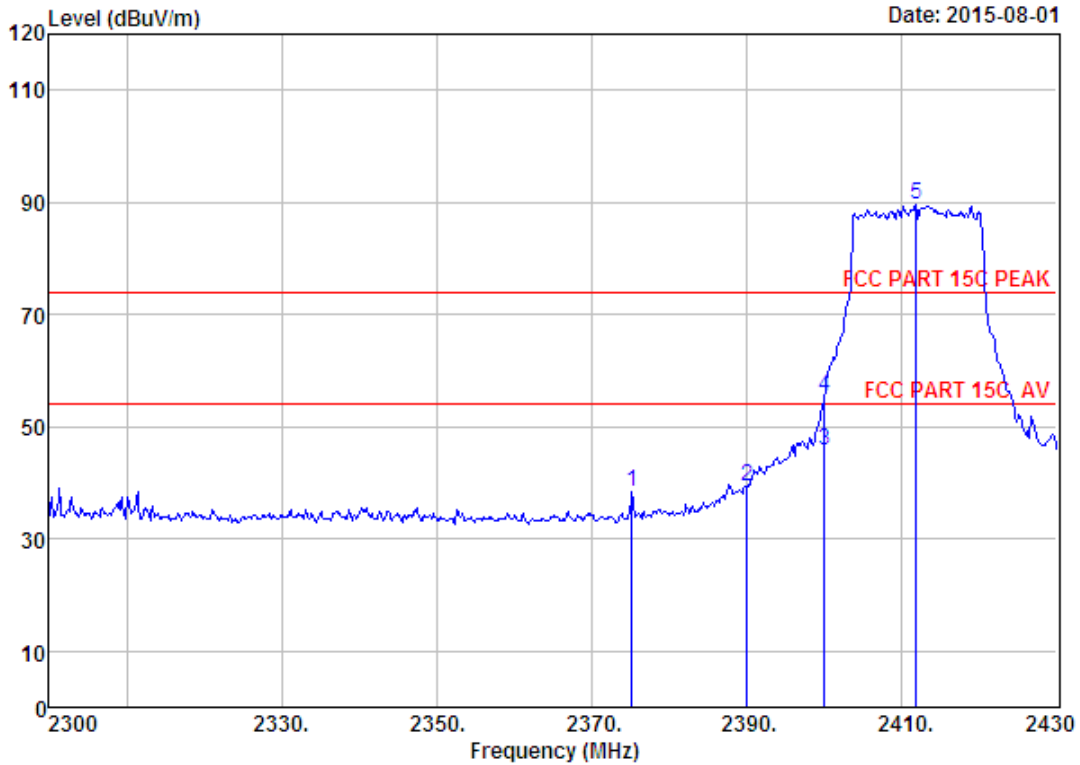
Remarks: 1. Emission Level= Antenna Factor + Cable Loss - Amp Factor + Reading.
 2. The emission levels that are 20dB below the official limit are not reported.



Site no. : 1# 966 chamber Data no. : 681
 Dis. / Ant. : 3m ANI 1-18G Ant. pol. : HORIZONTAL
 Limit : FCC PART 15C PEAK
 Env. / Ins. : Temp:23.6';Humi:56%;Press:101.52kPa
 Engineer : Tony
 EUT : LED TV
 Power : AC 120V/60Hz
 M/N : WE75NC4210
 Test Mode : IEEE 802.11g CH1 2412TX
 Antenna b

	Freq. (MHz)	Ant. Factor (dB/m)	Cable Loss (dB)	Amp Factor (dB)	Reading (dBuV)	Emission Level (dBuV/m)	Limits (dBuV/m)	Margin (dB)	Remark
1	2311.96	27.76	6.53	34.60	37.06	36.75	74.00	37.25	Peak
2	2390.00	27.64	6.62	34.62	42.62	42.26	74.00	31.74	Peak
3	2399.97	27.61	6.62	34.64	48.13	47.72	54.00	6.28	Average
4	2400.00	27.61	6.62	34.64	57.31	56.90	74.00	17.10	Peak
5	2418.95	27.60	6.64	34.74	92.51	92.01	74.00	-18.01	Peak

Remarks: 1. Emission Level= Antenna Factor + Cable Loss - Amp Factor + Reading.
 2. The emission levels that are 20dB below the official limit are not reported.

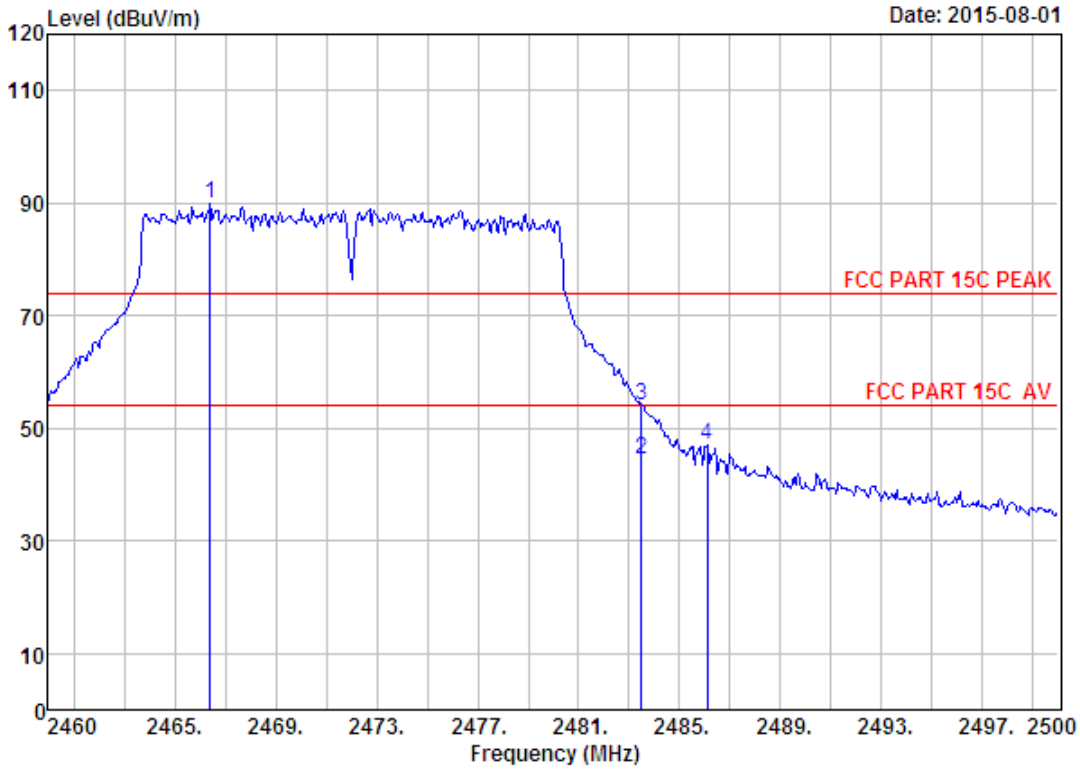


Date: 2015-08-01

Site no. : 1# 966 chamber Data no. : 682
 Dis. / Ant. : 3m ANT 1-18G Ant. pol. : VERTICAL
 Limit : FCC PART 15C PEAK
 Env. / Ins. : Temp:23.6';Humi:56%;Press:101.52kPa
 Engineer : Tony
 EUT : LED TV
 Power : AC 120V/60Hz
 M/N : WE75NC4210
 Test Mode : IEEE 802.11g CH1 2412TX
 Antenna b

	Freq. (MHz)	Ant. Factor (dB/m)	Cable Loss (dB)	Amp Factor (dB)	Reading (dBUV)	Emission Level (dBUV/m)	Limits (dBUV/m)	Margin (dB)	Remark
1	2375.14	27.64	6.60	34.59	38.61	38.26	74.00	35.74	Peak
2	2390.00	27.64	6.62	34.62	39.63	39.27	74.00	34.73	Peak
3	2400.00	27.61	6.62	34.64	46.04	45.63	54.00	8.37	Average
4	2400.00	27.61	6.62	34.64	55.67	55.26	74.00	18.74	Peak
5	2411.80	27.60	6.64	34.64	90.10	89.70	74.00	-15.70	Peak

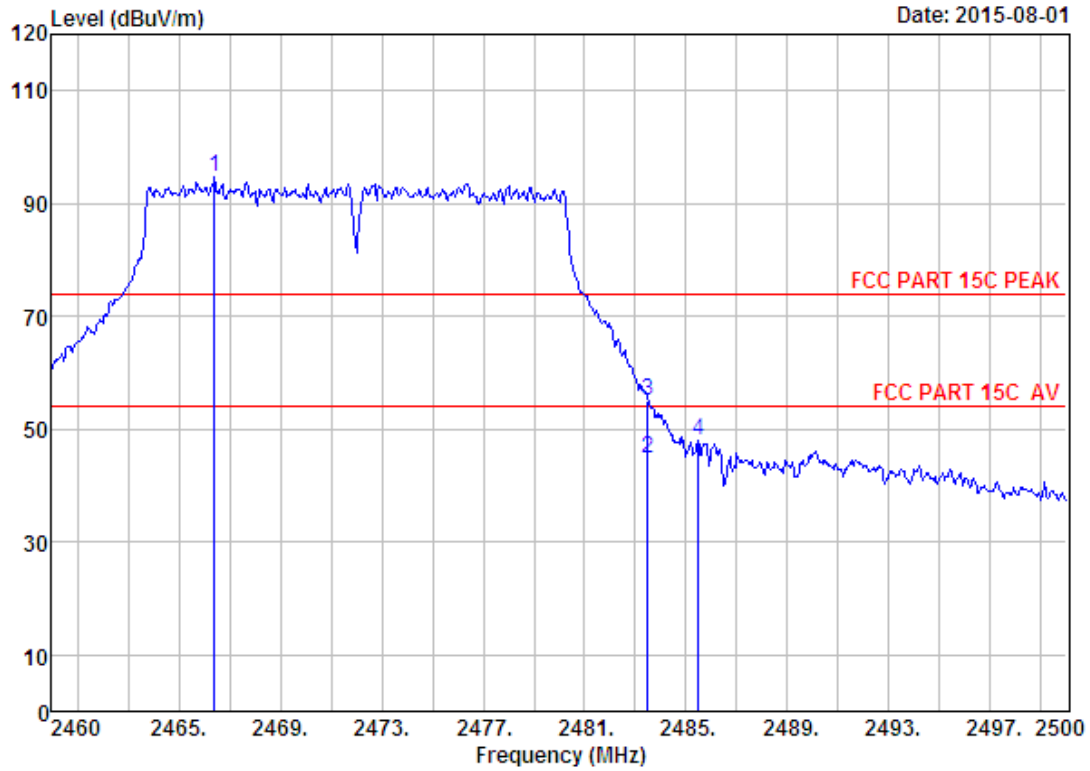
Remarks: 1. Emission Level= Antenna Factor + Cable Loss - Amp Factor + Reading.
 2. The emission levels that are 20dB below the official limit are not reported.



Site no. : 1# 966 chamber Data no. : 687
 Dis. / Ant. : 3m ANT 1-18G Ant. pol. : VERTICAL
 Limit : FCC PART 15C PEAK
 Env. / Ins. : Temp:23.6';Humi:56%;Press:101.52kPa
 Engineer : Tony
 EUT : LED TV
 Power : AC 120V/60Hz
 M/N : WE75NC4210
 Test Mode : IEEE 802.11g CH13 2472TX
 Antenna b

	Freq. (MHz)	Ant. Factor (dB/m)	Cable Loss (dB)	Amp Factor (dB)	Reading (dBuV)	Emission Level (dBuV/m)	Limits (dBuV/m)	Margin (dB)	Remark
1	2466.40	27.58	6.69	34.98	90.69	89.98	74.00	-15.98	Peak
2	2483.50	27.58	6.71	35.11	45.15	44.33	54.00	9.67	Average
3	2483.50	27.58	6.71	35.11	55.05	54.23	74.00	19.77	Peak
4	2486.08	27.58	6.71	35.11	47.84	47.02	74.00	26.98	Peak

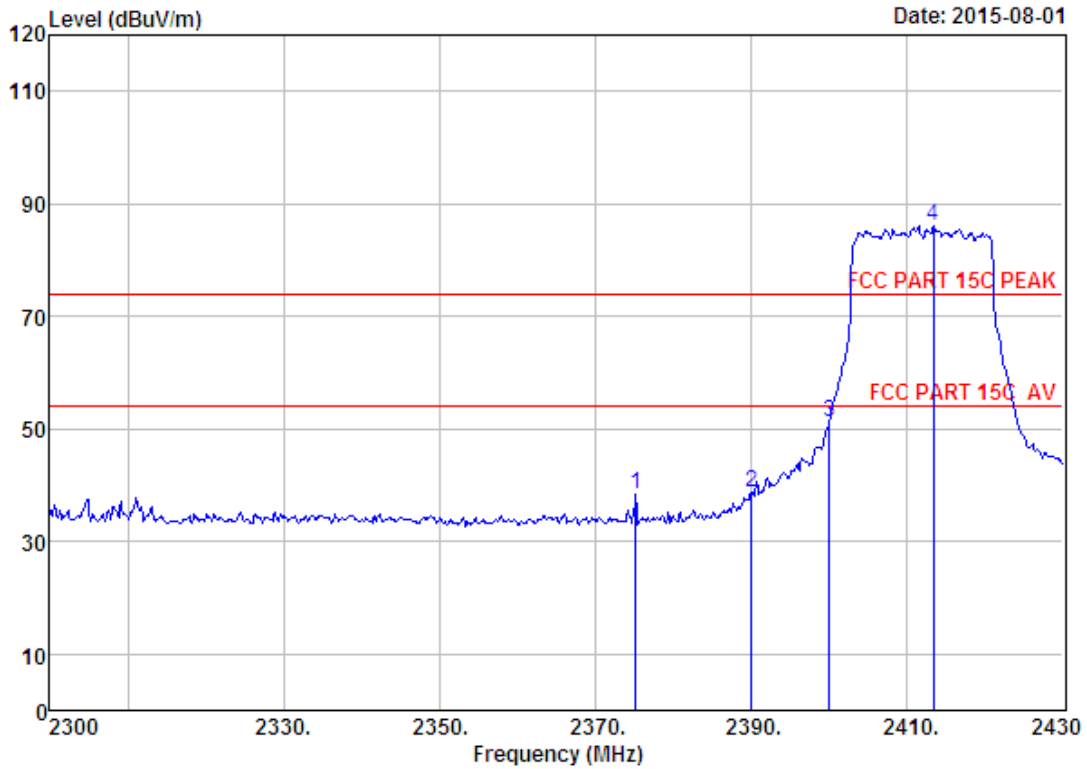
Remarks: 1. Emission Level= Antenna Factor + Cable Loss - Amp Factor + Reading.
 2. The emission levels that are 20dB below the official limit are not reported.



Site no. : 1# 966 chamber Data no. : 688
 Dis. / Ant. : 3m ANT 1-18G Ant. pol. : HORIZONTAL
 Limit : FCC PART 15C PEAK
 Env. / Ins. : Temp:23.6';Humi:56%;Press:101.52kPa
 Engineer : Tony
 EUT : LED TV
 Power : AC 120V/60Hz
 M/N : WE75NC4210
 Test Mode : IEEE 802.11g CH13 2472TX
 Antenna b

	Freq. (MHz)	Ant. Factor (dB/m)	Cable Loss (dB)	Amp Factor (dB)	Reading (dBuV)	Emission Level (dBuV/m)	Limits (dBuV/m)	Margin (dB)	Remark
1	2466.40	27.58	6.69	34.98	95.54	94.83	74.00	-20.83	Peak
2	2483.50	27.58	6.71	35.11	45.72	44.90	54.00	9.10	Average
3	2483.50	27.58	6.71	35.11	55.88	55.06	74.00	18.94	Peak
4	2485.48	27.58	6.71	35.11	48.92	48.10	74.00	25.90	Peak

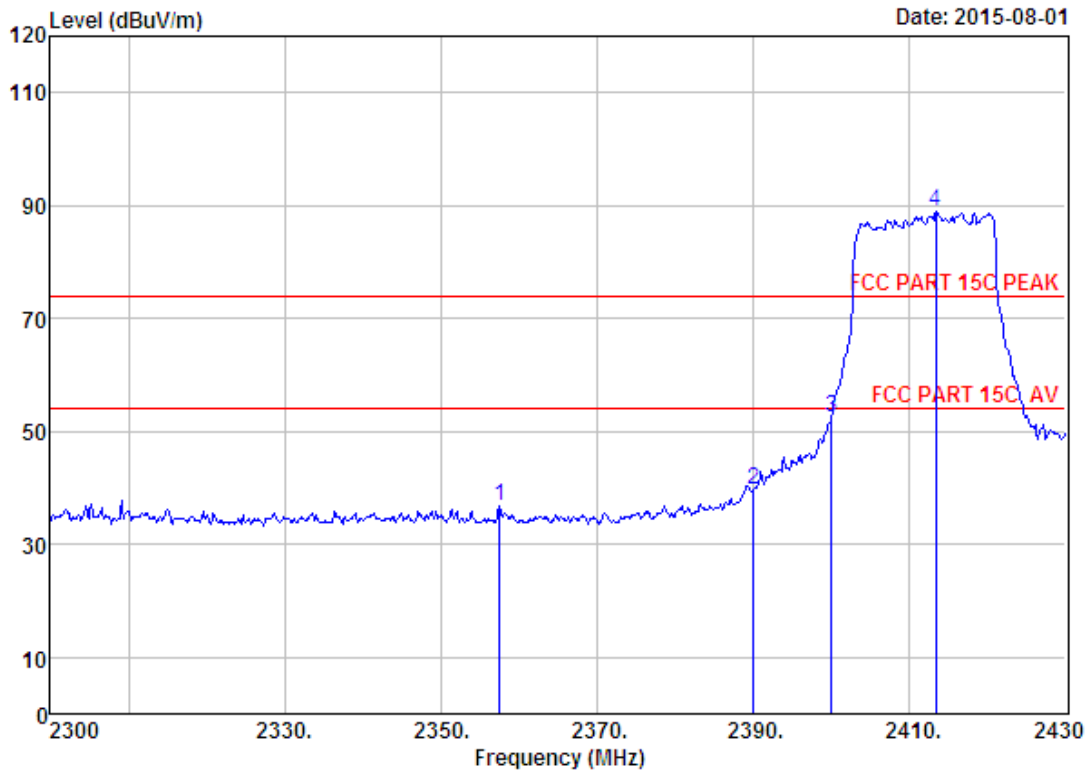
Remarks: 1. Emission Level= Antenna Factor + Cable Loss - Amp Factor + Reading.
 2. The emission levels that are 20dB below the official limit are not reported.



Site no. : 1# 966 chamber Data no. : 691
 Dis. / Ant. : 3m ANT 1-18G Ant. pol. : VERTICAL
 Limit : FCC PART 15C PEAK
 Env. / Ins. : Temp:23.6';Humi:56%;Press:101.52kPa
 Engineer : Tony
 EUT : LED TV
 Power : AC 120V/60Hz
 M/N : WE75NC4210
 Test Mode : IEEE 802.11n HT20 CH1 2412TX
 Antenna b

	Freq. (MHz)	Ant. Factor (dB/m)	Cable Loss (dB)	Amp Factor (dB)	Reading (dBuV)	Emission Level (dBuV/m)	Limits (dBuV/m)	Margin (dB)	Remark
1	2375.14	27.64	6.60	34.59	38.63	38.28	74.00	35.72	Peak
2	2390.00	27.64	6.62	34.62	39.10	38.74	74.00	35.26	Peak
3	2400.00	27.61	6.62	34.64	51.63	51.22	74.00	22.78	Peak
4	2413.36	27.60	6.64	34.64	86.62	86.22	74.00	-12.22	Peak

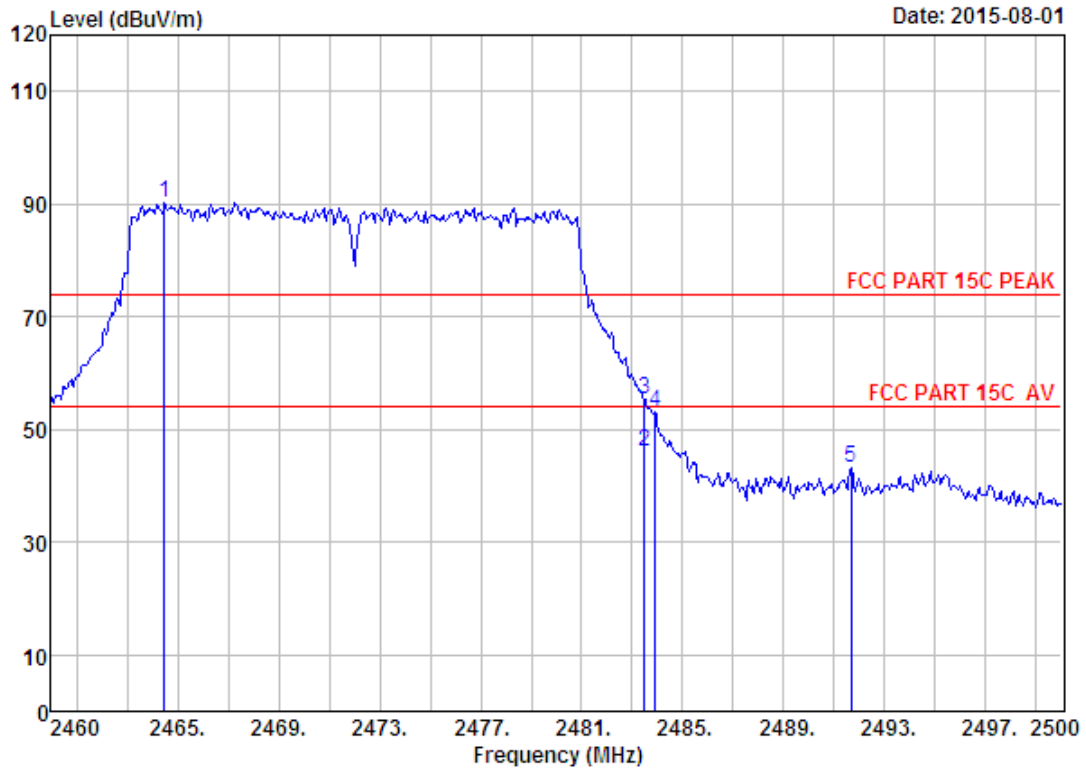
Remarks: 1. Emission Level= Antenna Factor + Cable Loss - Amp Factor + Reading.
 2. The emission levels that are 20dB below the official limit are not reported.



Site no. : 1# 966 chamber Data no. : 692
 Dis. / Ant. : 3m ANT 1-18G Ant. pol. : HORIZONTAL
 Limit : FCC PART 15C PEAK
 Env. / Ins. : Temp:23.6';Humi:56%;Press:101.52kPa
 Engineer : Tony
 EUT : LED TV
 Power : AC 120V/60Hz
 M/N : WE75NC4210
 Test Mode : IEEE 802.11n HT20 CH1 2412TX
 Antenna b

	Freq. (MHz)	Ant. Factor (dB/m)	Cable Loss (dB)	Amp Factor (dB)	Reading (dBUV)	Emission Level (dBUV/m)	Limits (dBUV/m)	Margin (dB)	Remark
1	2357.46	27.67	6.58	34.57	37.12	36.80	74.00	37.20	Peak
2	2390.00	27.64	6.62	34.62	40.16	39.80	74.00	34.20	Peak
3	2400.00	27.61	6.62	34.64	53.00	52.59	74.00	21.41	Peak
4	2413.36	27.60	6.64	34.64	89.43	89.03	74.00	-15.03	Peak

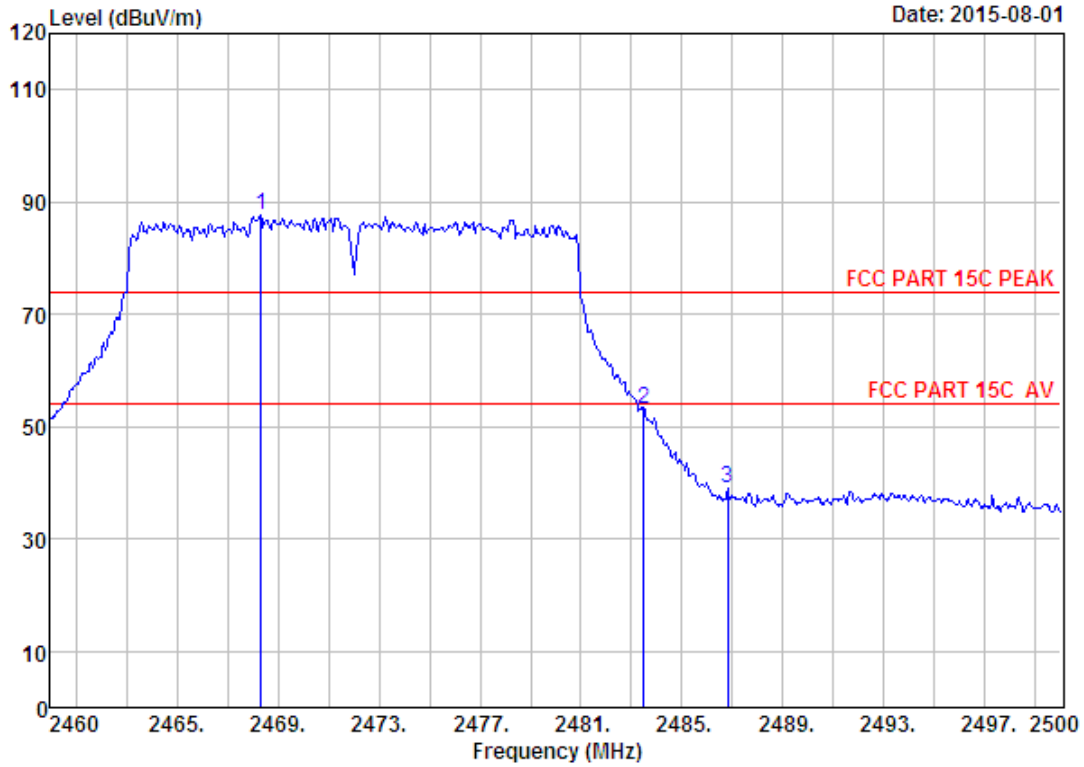
Remarks: 1. Emission Level= Antenna Factor + Cable Loss - Amp Factor + Reading.
 2. The emission levels that are 20dB below the official limit are not reported.



Site no. : 1# 966 chamber Data no. : 697
 Dis. / Ant. : 3m ANT 1-18G Ant. pol. : HORIZONTAL
 Limit : FCC PART 15C PEAK
 Env. / Ins. : Temp:23.6';Humi:56%;Press:101.52kPa
 Engineer : Tony
 EUT : LED TV
 Power : AC 120V/60Hz
 M/N : WE75NC4210
 Test Mode : IEEE 802.11n HT20 CH13 2472TX
 Antenna b

	Freq. (MHz)	Ant. Factor (dB/m)	Cable Loss (dB)	Amp Factor (dB)	Reading (dBUV)	Emission Level (dBUV/m)	Limits (dBUV/m)	Margin (dB)	Remark
1	2464.48	27.58	6.69	34.98	91.00	90.29	74.00	-16.29	Peak
2	2483.50	27.58	6.71	35.11	47.01	46.19	54.00	7.81	Average
3	2483.50	27.58	6.71	35.11	56.32	55.50	74.00	18.50	Peak
4	2483.92	27.58	6.71	35.11	53.88	53.06	74.00	20.94	Peak
5	2491.68	27.58	6.73	35.24	44.22	43.29	74.00	30.71	Peak

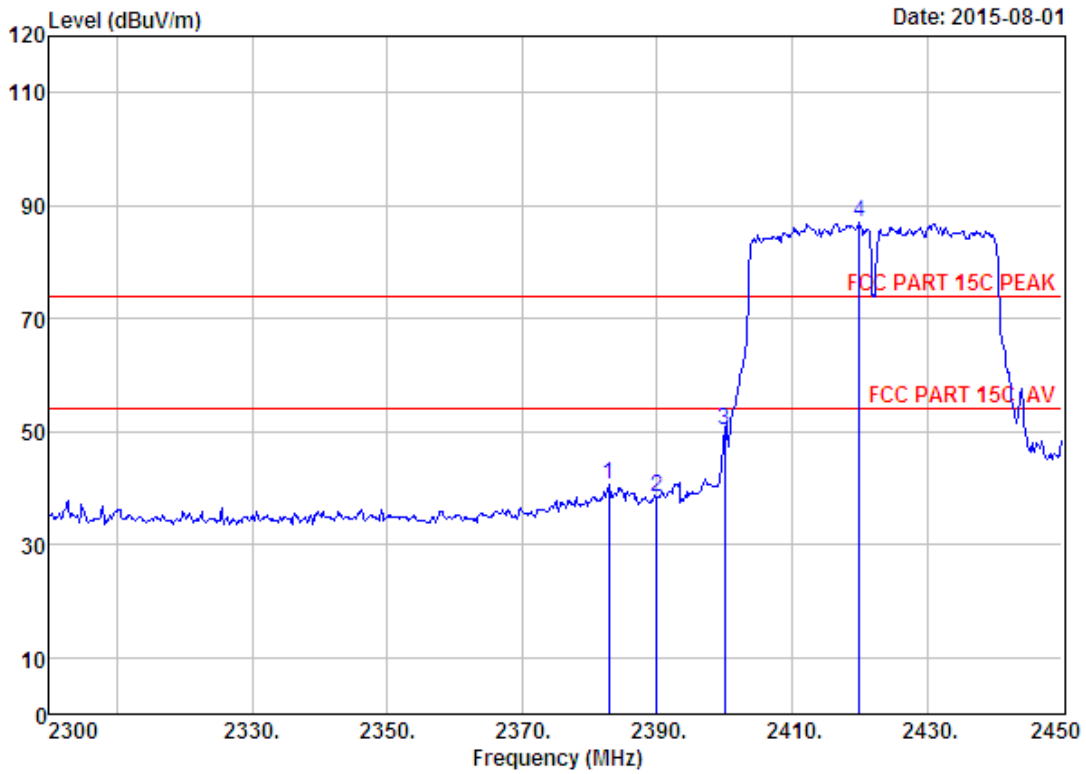
Remarks: 1. Emission Level= Antenna Factor + Cable Loss - Amp Factor + Reading.
 2. The emission levels that are 20dB below the official limit are not reported.



Site no. : 1# 966 chamber Data no. : 698
 Dis. / Ant. : 3m ANT 1-18G Ant. pol. : VERTICAL
 Limit : FCC PART 15C PEAK
 Env. / Ins. : Temp:23.6';Humi:56%;Press:101.52kPa
 Engineer : Tony
 EUT : LED TV
 Power : AC 120V/60Hz
 M/N : WE75NC4210
 Test Mode : IEEE 802.11n HT20 CH13 2472TX
 Antenna b

	Freq. (MHz)	Ant. Factor (dB/m)	Cable Loss (dB)	Amp Factor (dB)	Reading (dBuV)	Emission Level (dBuV/m)	Limits (dBuV/m)	Margin (dB)	Remark
1	2468.32	27.58	6.69	34.98	88.45	87.74	74.00	-13.74	Peak
2	2483.50	27.58	6.71	35.11	53.95	53.13	74.00	20.87	Peak
3	2486.80	27.58	6.71	35.11	39.92	39.10	74.00	34.90	Peak

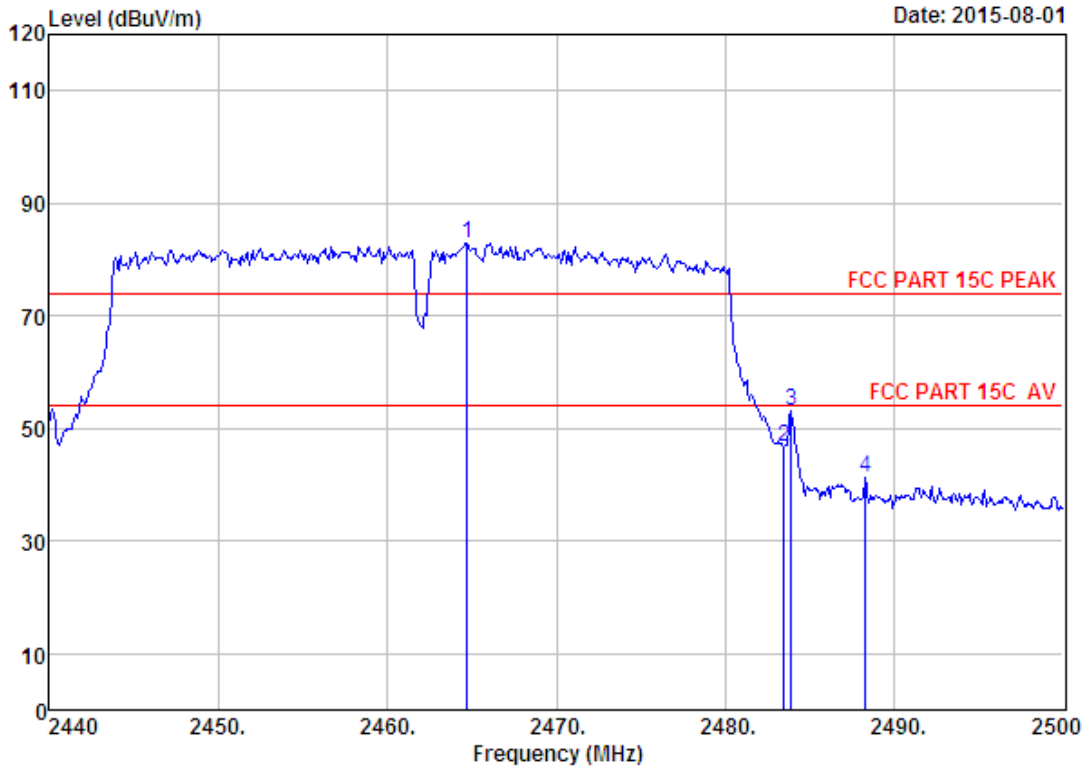
Remarks: 1. Emission Level= Antenna Factor + Cable Loss - Amp Factor + Reading.
 2. The emission levels that are 20dB below the official limit are not reported.



Site no. : 1# 966 chamber Data no. : 701
 Dis. / Ant. : 3m ANT 1-18G Ant. pol. : HORIZONTAL
 Limit : FCC PART 15C PEAK
 Env. / Ins. : Temp:23.6';Humi:56%;Press:101.52kPa
 Engineer : Tony
 EUT : LED TV
 Power : AC 120V/60Hz
 M/N : WE75NC4210
 Test Mode : IEEE 802.11n HT40 CH1 2422TX
 Antenna b

	Freq. (MHz)	Ant. Factor (dB/m)	Cable Loss (dB)	Amp Factor (dB)	Reading (dBuV)	Emission Level (dBuV/m)	Limits (dBuV/m)	Margin (dB)	Remark
1	2382.80	27.64	6.60	34.62	41.03	40.65	74.00	33.35	Peak
2	2390.00	27.64	6.62	34.62	38.66	38.30	74.00	35.70	Peak
3	2400.00	27.61	6.62	34.64	50.60	50.19	74.00	23.81	Peak
4	2420.00	27.60	6.66	34.74	87.43	86.95	74.00	-12.95	Peak

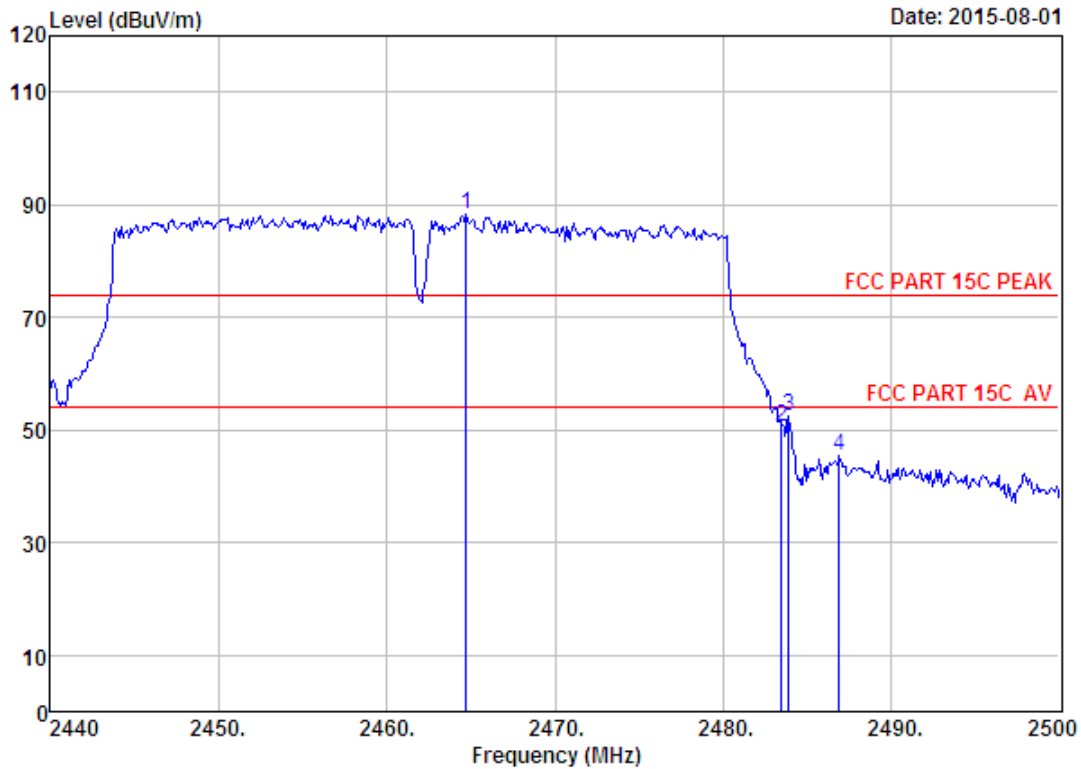
Remarks: 1. Emission Level= Antenna Factor + Cable Loss - Amp Factor + Reading.
 2. The emission levels that are 20dB below the official limit are not reported.



Site no. : 1# 966 chamber Data no. : 707
 Dis. / Ant. : 3m ANT 1-18G Ant. pol. : VERTICAL
 Limit : FCC PART 15C PEAK
 Env. / Ins. : Temp:23.6';Humi:56%;Press:101.52kPa
 Engineer : Tony
 EUT : LED TV
 Power : AC 120V/60Hz
 M/N : WE75NC4210
 Test Mode : IEEE 802.11n HT40 CH9 2462TX
 Antenna b

	Freq. (MHz)	Ant. Factor (dB/m)	Cable Loss (dB)	Amp Factor (dB)	Reading (dBuV)	Emission Level (dBuV/m)	Limits (dBuV/m)	Margin (dB)	Remark
1	2464.72	27.58	6.69	34.98	83.66	82.95	74.00	-8.95	Peak
2	2483.50	27.58	6.71	35.11	47.51	46.69	74.00	27.31	Peak
3	2483.92	27.58	6.71	35.11	53.94	53.12	74.00	20.88	Peak
4	2488.30	27.58	6.73	35.11	42.01	41.21	74.00	32.79	Peak

Remarks: 1. Emission Level= Antenna Factor + Cable Loss - Amp Factor + Reading.
 2. The emission levels that are 20dB below the official limit are not reported.



Site no. : 1# 966 chamber Data no. : 708
 Dis. / Ant. : 3m ANT 1-18G Ant. pol. : HORIZONTAL
 Limit : FCC PART 15C PEAK
 Env. / Ins. : Temp:23.6';Humi:56%;Press:101.52kPa
 Engineer : Tony
 EUT : LED TV
 Power : AC 120V/60Hz
 M/N : WE75NC4210
 Test Mode : IEEE 802.11n HT40 CH9 2462TX
 Antenna b

	Freq. (MHz)	Ant. Factor (dB/m)	Cable Loss (dB)	Amp Factor (dB)	Reading (dBuV)	Emission Level (dBuV/m)	Limits (dBuV/m)	Margin (dB)	Remark
1	2464.72	27.58	6.69	34.98	88.88	88.17	74.00	-14.17	Peak
2	2483.50	27.58	6.71	35.11	51.26	50.44	74.00	23.56	Peak
3	2483.92	27.58	6.71	35.11	53.20	52.38	74.00	21.62	Peak
4	2486.92	27.58	6.71	35.11	46.15	45.33	74.00	28.67	Peak

Remarks: 1. Emission Level= Antenna Factor + Cable Loss - Amp Factor + Reading.
 2. The emission levels that are 20dB below the official limit are not reported.

6 6dB & 20dB Bandwidth Test

6.1 Limit

For direct sequence systems, the minimum 6dB bandwidth shall be at least 500kHz

6.2 Test Procedure

- 1, Connected the EUT's antenna port to spectrum analyzer device.
- 2, Follow the test procedure as described in KDB 558074
 - (1). Set resolution bandwidth (RBW) = 100 kHz.
 - (2). Set the video bandwidth (VBW) $\geq 3 \times$ RBW.
 - (3). Detector = Peak.
 - (4). Trace mode = max hold.
 - (5). Sweep = auto couple.
 - (6). Allow the trace to stabilize.
 - (7). Measure the maximum width of the emission that is constrained by the frequencies associated with the two outermost amplitude points (upper and lower) that are attenuated by 6 dB relative to the maximum level measured in the fundamental emission.

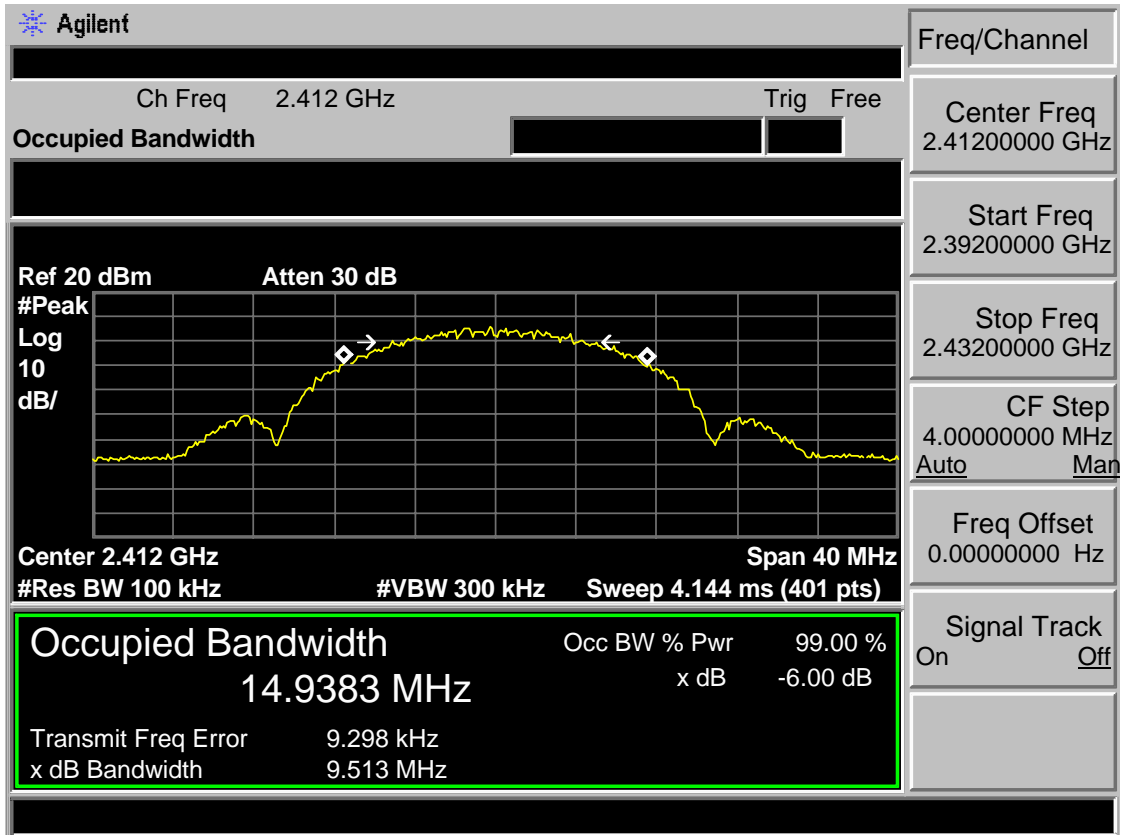
6.3 Test Result

EUT: LED TV				
M/N: WE75NC4210				
Test date: 2015-08-04		Tested by: Tony.Tang		Test site: RF Site
Test Mode	CH	6dB bandwidth (MHz)	20dB bandwidth (MHz)	Limit (KHz)
IEEE 802.11 b (ANT a)	CH1	9.513	17.505	>500
	CH7	9.515	17.471	>500
	CH13	9.501	17.274	>500
IEEE 802.11 g (ANT a)	CH1	16.634	19.558	>500
	CH7	16.621	19.563	>500
	CH13	16.641	19.450	>500
IEEE 802.11 n HT 20(ANT a)	CH1	17.883	20.030	>500
	CH7	17.870	20.049	>500
	CH13	17.883	20.115	>500
IEEE 802.11 n HT 40(ANT a)	CH1	36.548	40.475	>500
	CH5	36.452	40.453	>500
	CH9	36.486	40.722	>500
Conclusion : PASS				

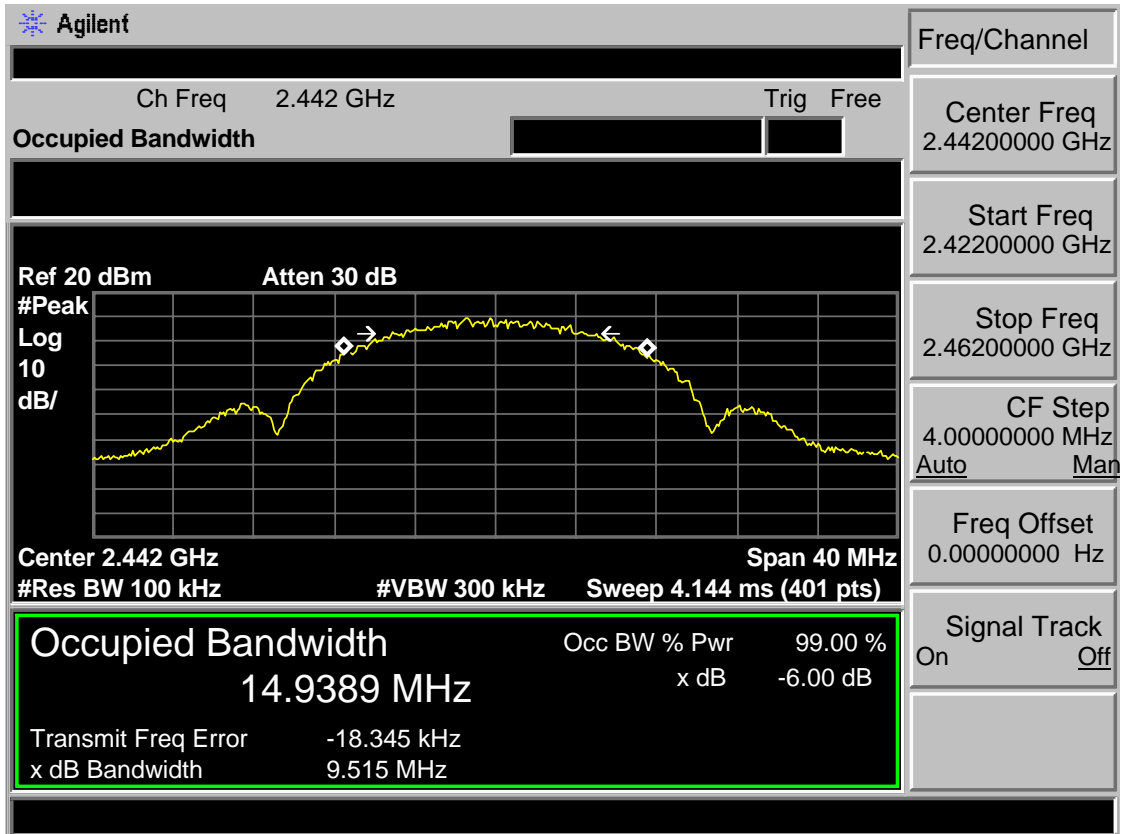
EUT: LED TV				
M/N: WE75NC4210				
Test date: 2015-08-04		Tested by: Tony.Tang		Test site: RF Site
Test Mode	CH	6dB bandwidth (MHz)	20dB bandwidth (MHz)	Limit (KHz)
IEEE 802.11 b (ANT b)	CH1	10.133	17.489	>500
	CH7	10.127	17.457	>500
	CH13	9.508	17.322	>500
IEEE 802.11 g (ANT b)	CH1	16.656	19.229	>500
	CH7	16.643	19.384	>500
	CH13	16.598	19.363	>500
IEEE 802.11 n HT 20(ANT b)	CH1	17.848	20.121	>500
	CH7	17.884	20.147	>500
	CH13	17.890	20.118	>500
IEEE 802.11 n HT 40(ANT b)	CH1	36.520	40.415	>500
	CH5	36.473	40.370	>500
	CH9	36.487	40.510	>500
Conclusion : PASS				

6.4 6dB Test Data

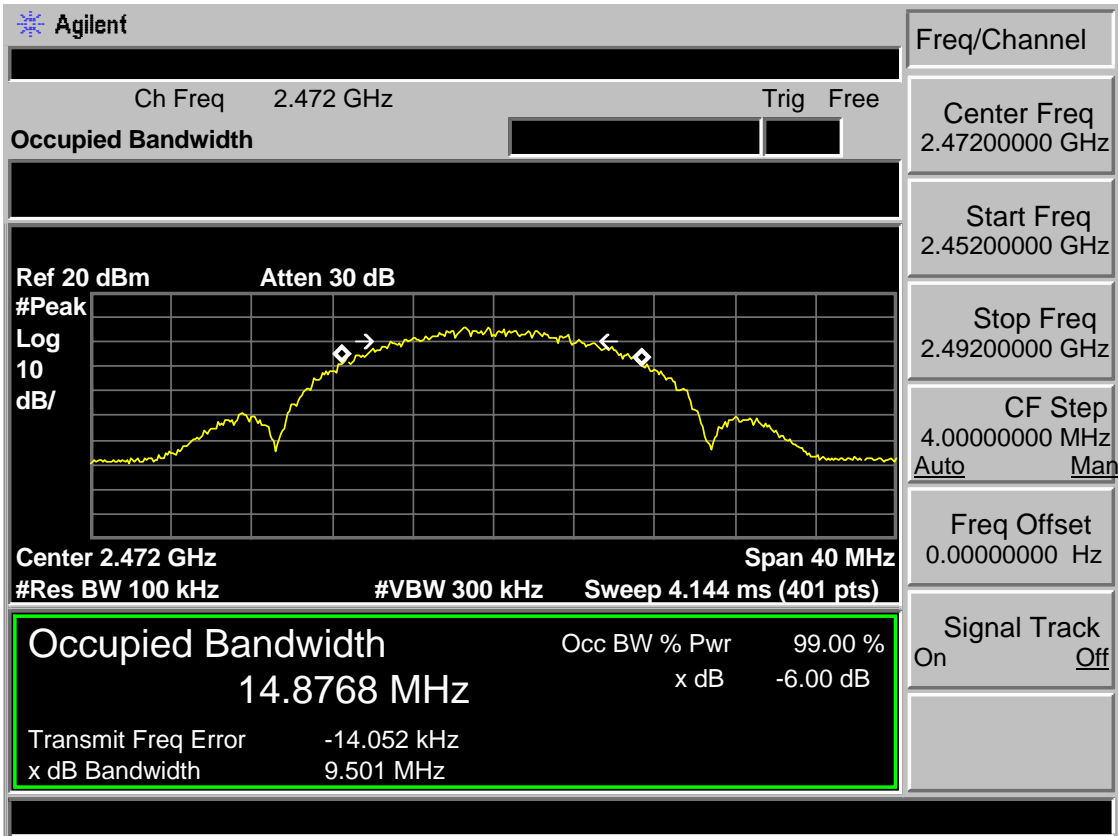
Test Mode: IEEE 802.11b 2412MHz (ANT a)



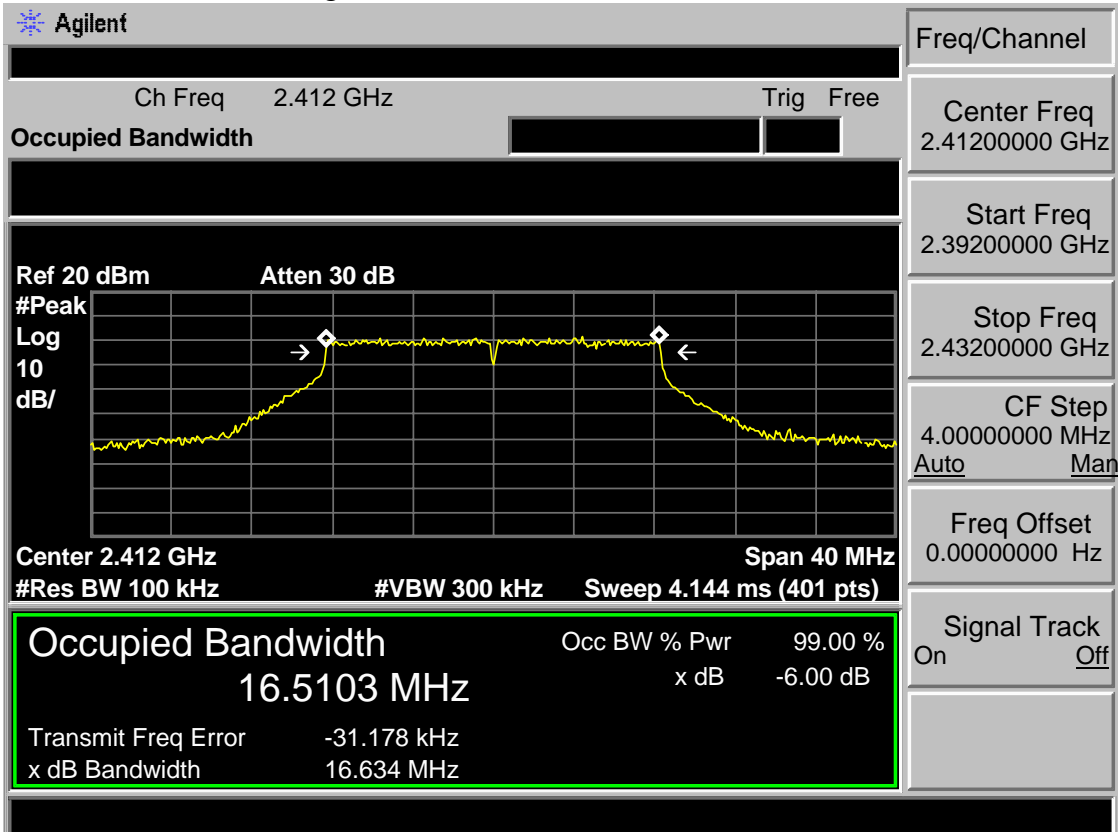
Test Mode: IEEE 802.11b 2442MHz (ANT a)



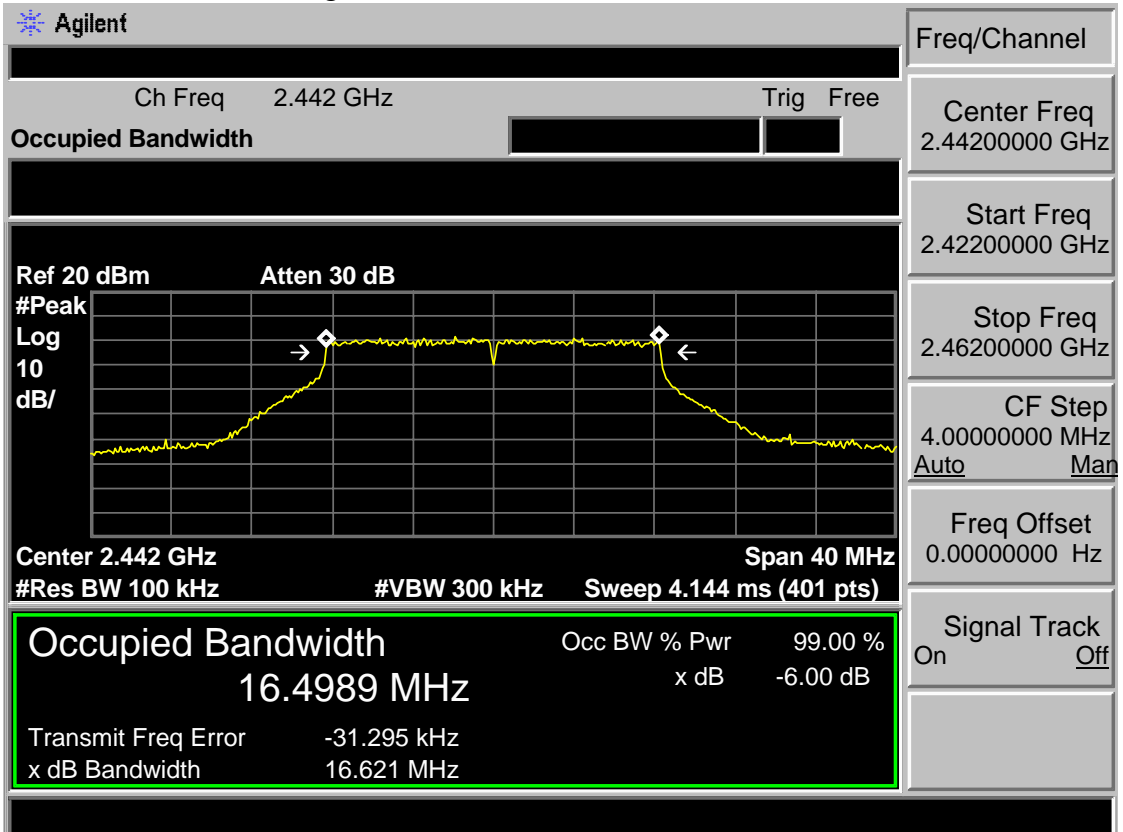
Test Mode: IEEE 802.11b 2472MHz (ANT a)



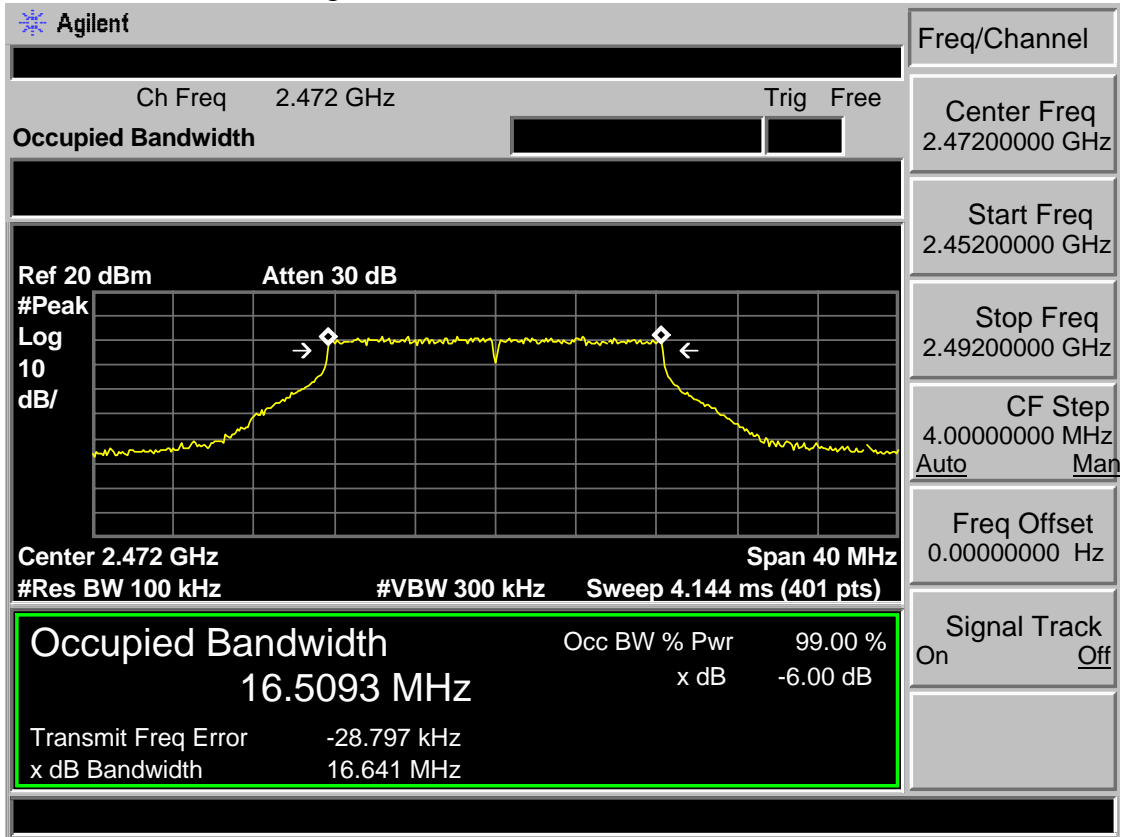
Test Mode: IEEE 802.11g 2412MHz (ANT a)



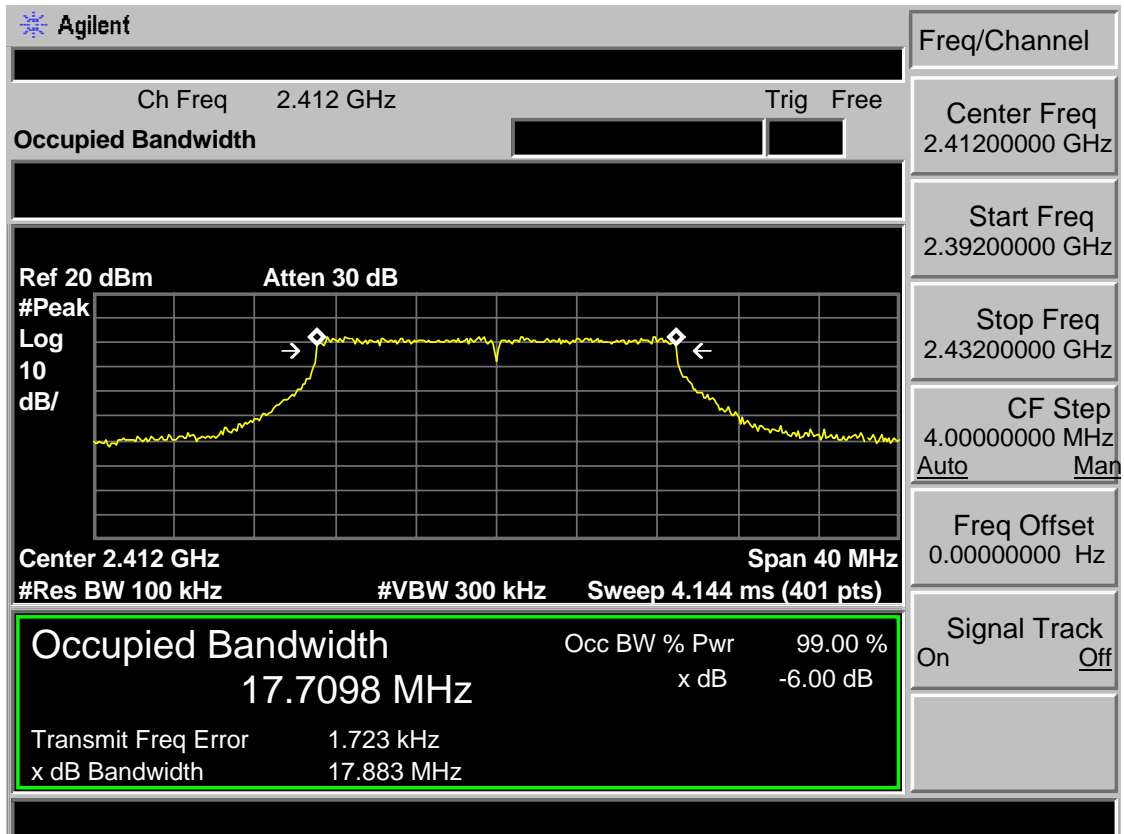
Test Mode: IEEE 802.11g 2442MHz (ANT a)



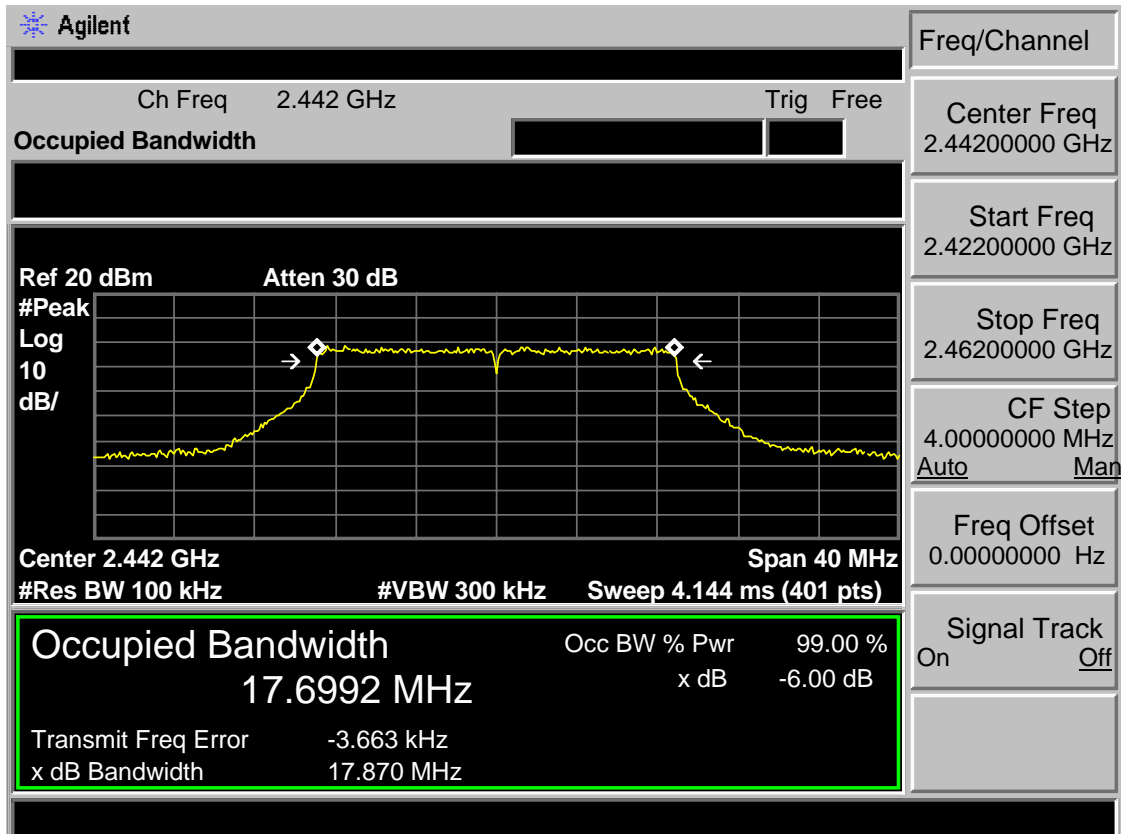
Test Mode: IEEE 802.11g 2472MHz (ANT a)



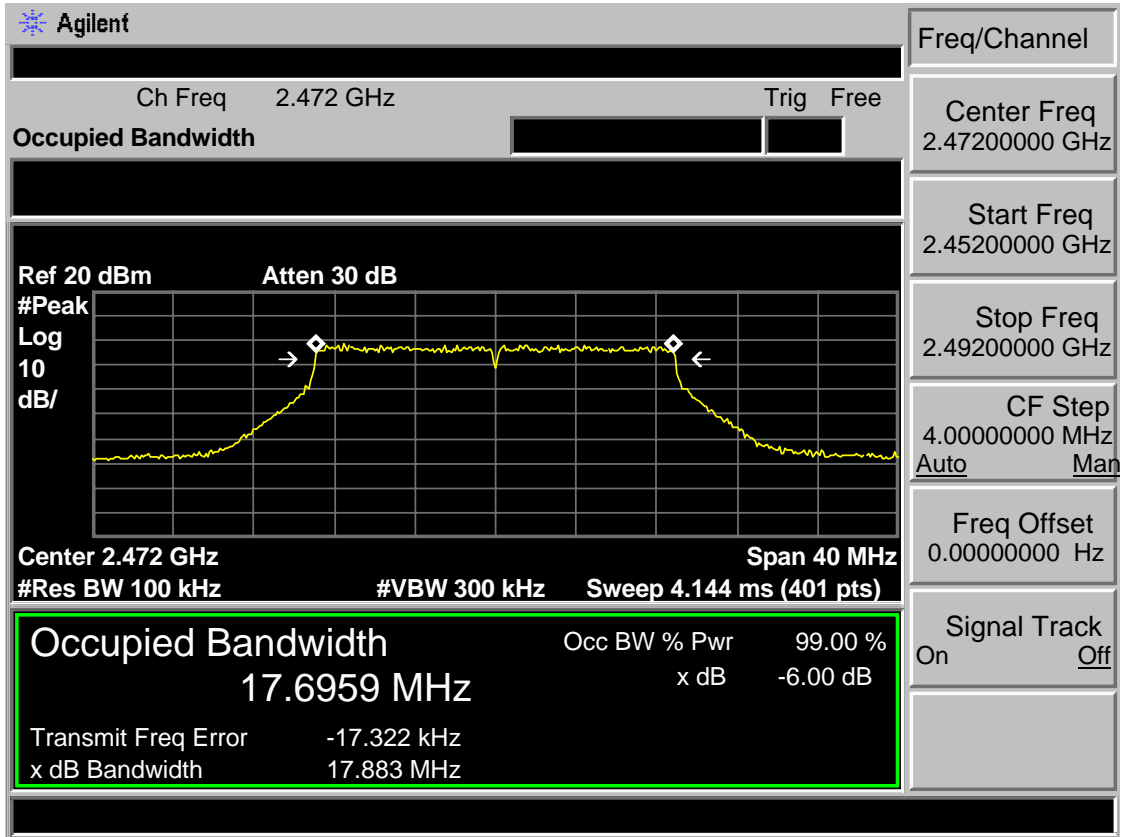
Test Mode: IEEE 802.11n HT20 2412MHz (ANT a)



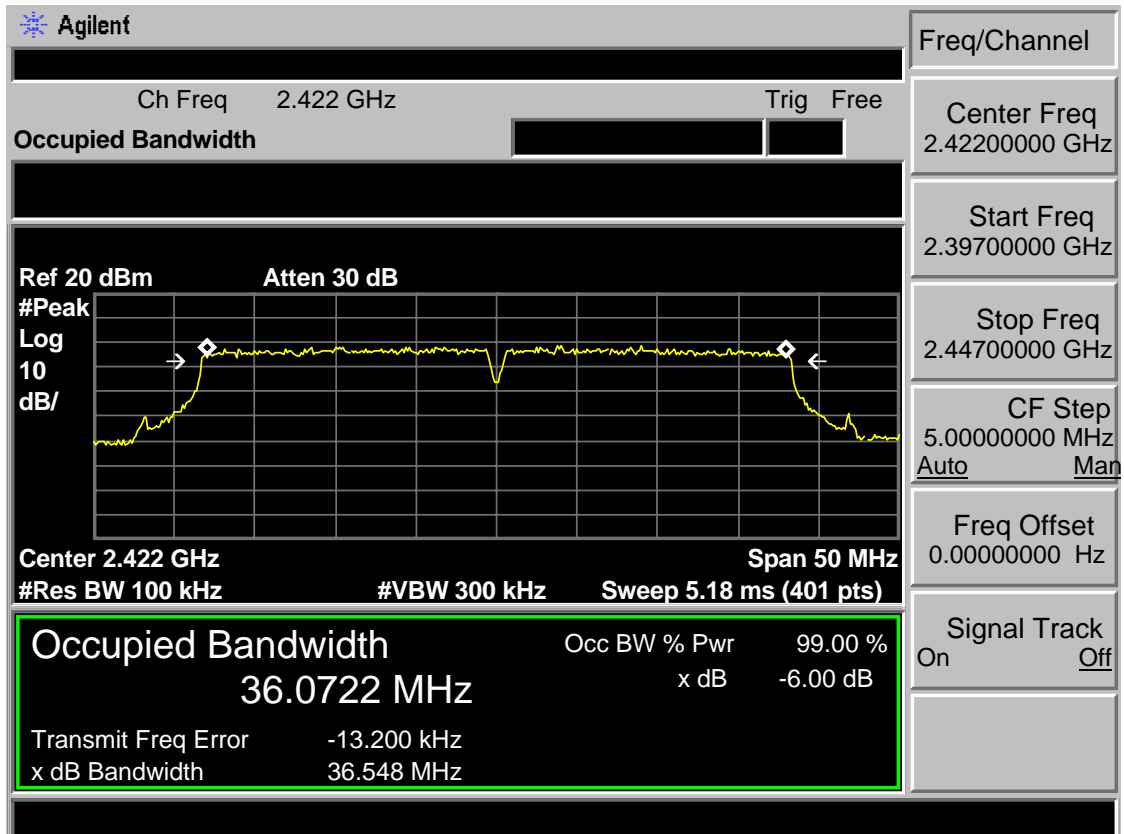
Test Mode: IEEE 802.11n HT20 2442MHz (ANT a)



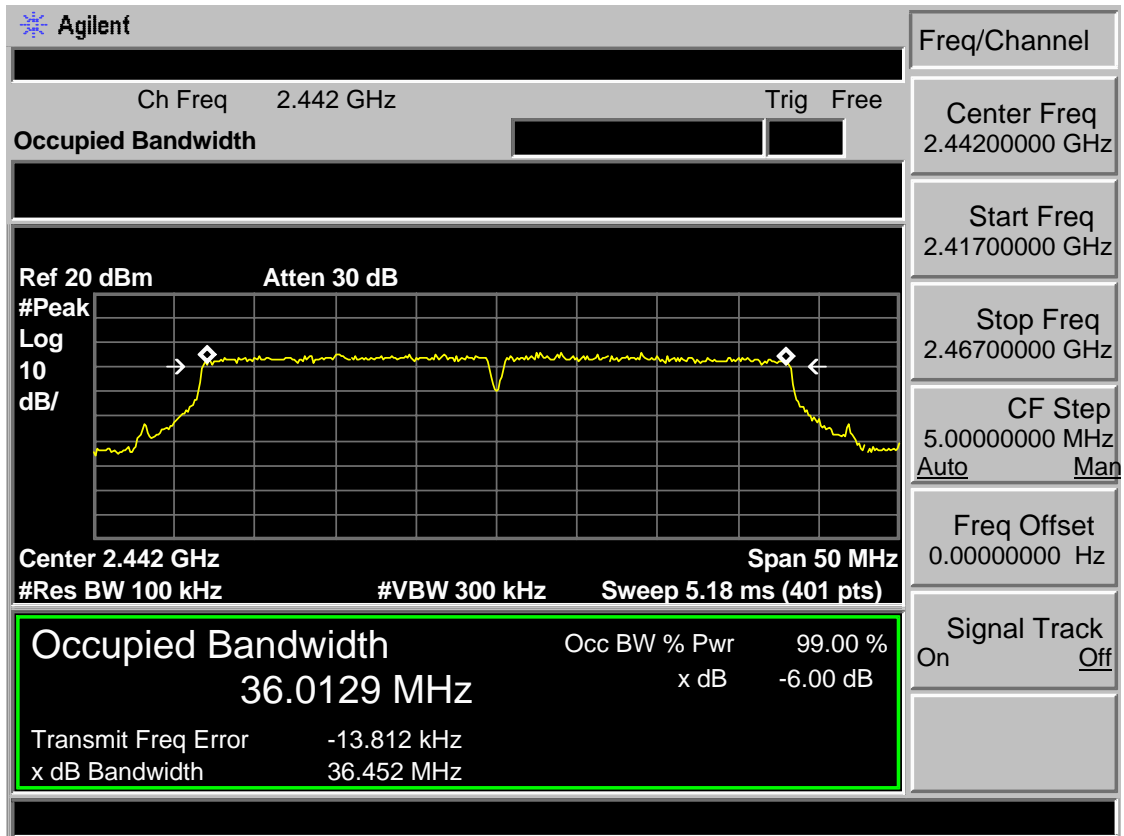
Test Mode: IEEE 802.11n HT20 2472MHz (ANT a)



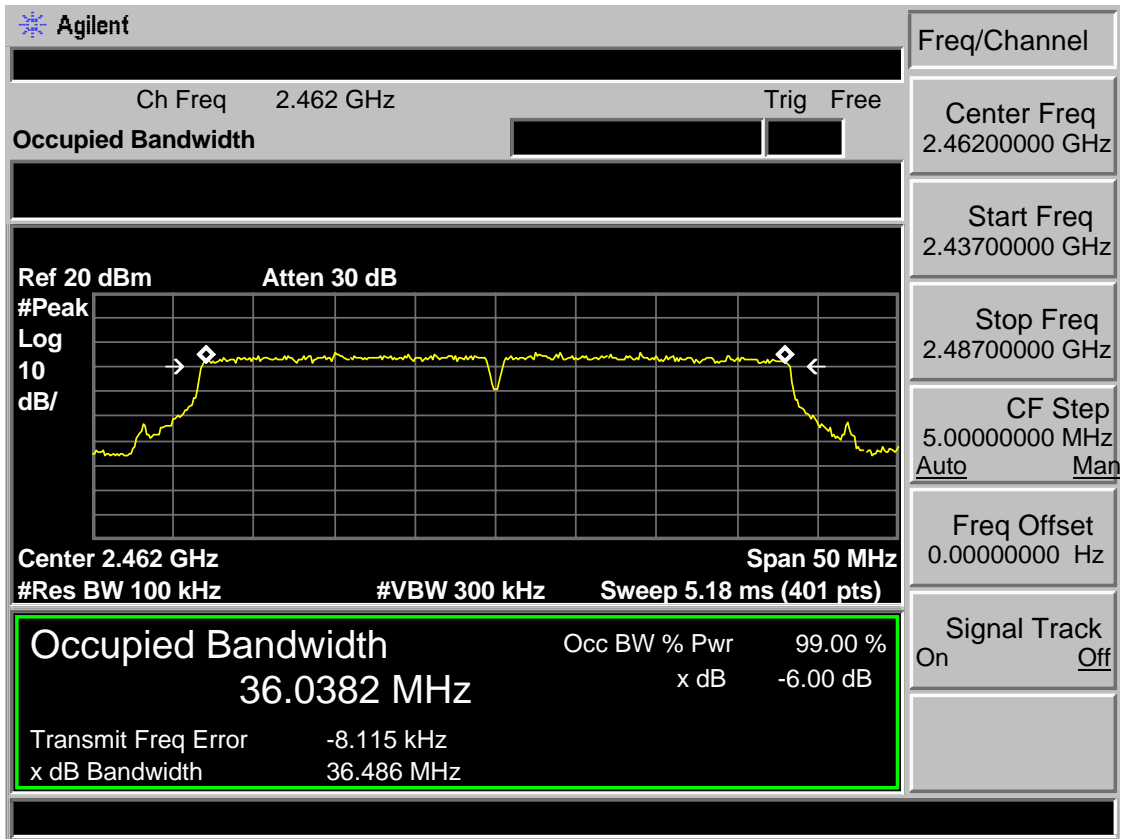
Test Mode: IEEE 802.11n HT40 2422MHz (ANT a)



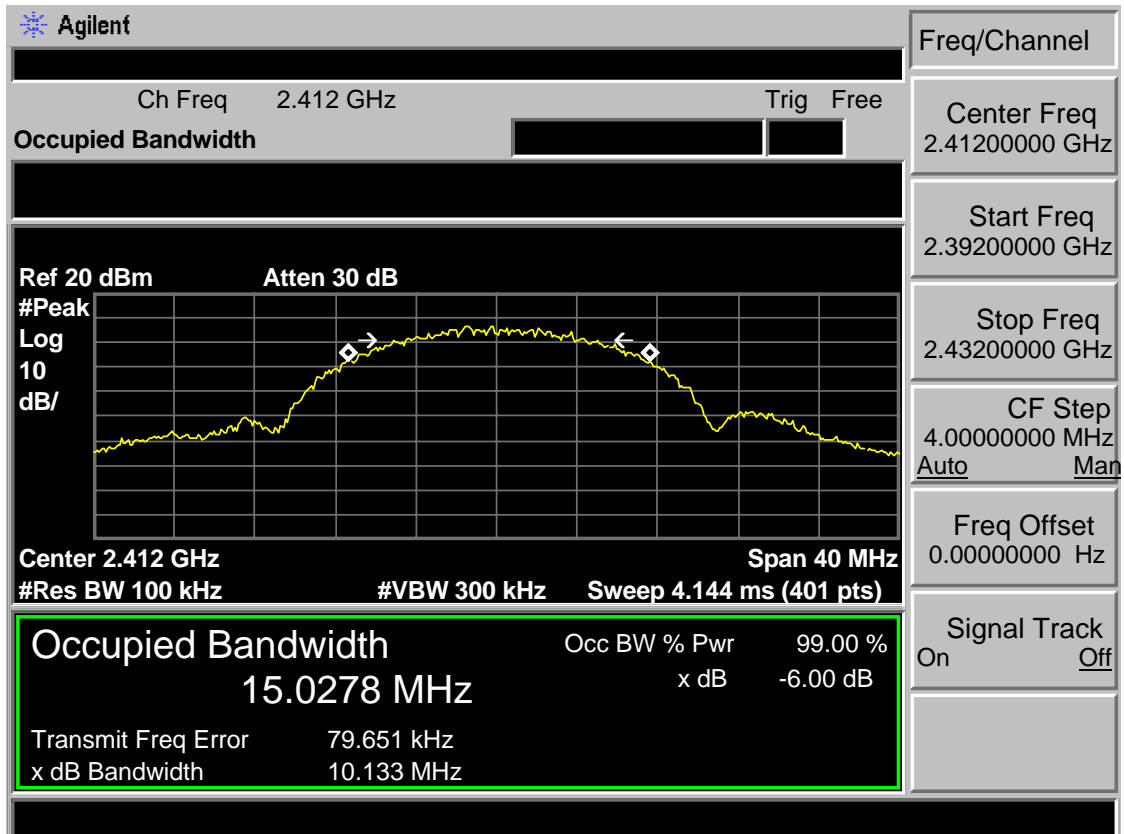
Test Mode: IEEE 802.11n HT40 2442MHz (ANT a)



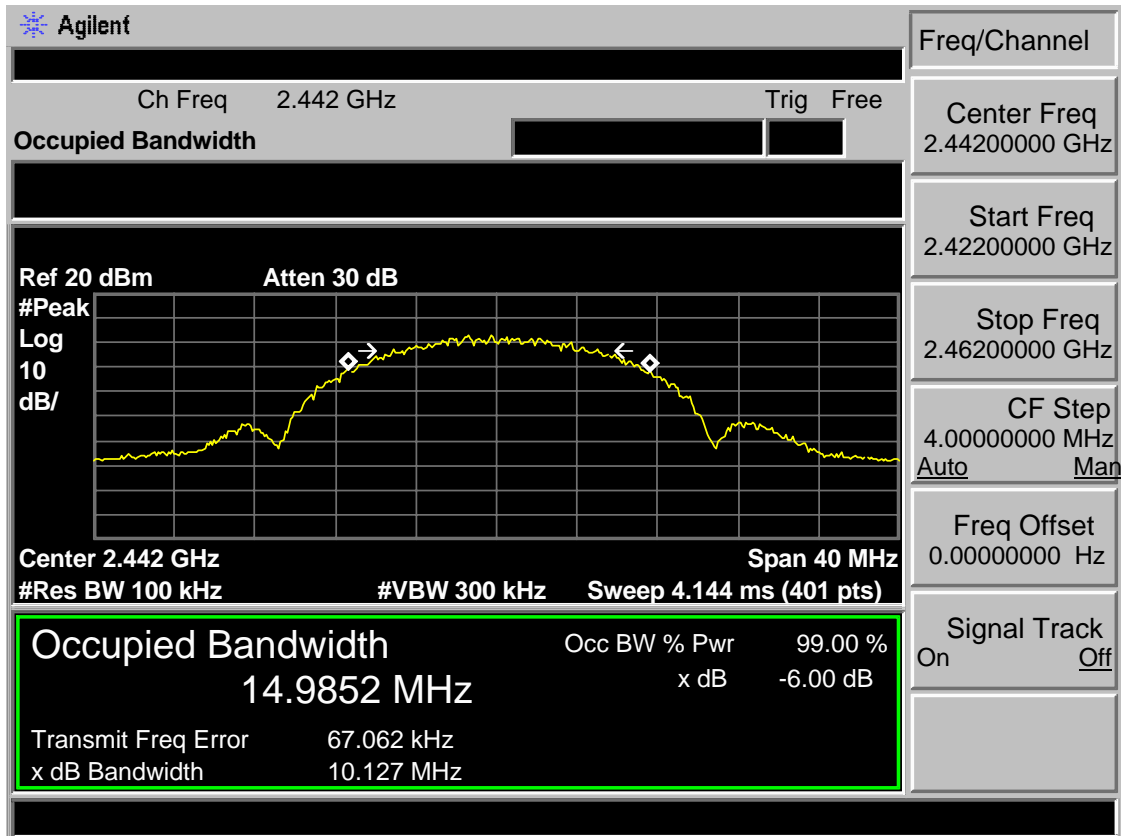
Test Mode: IEEE 802.11n HT40 2462MHz (ANT a)



Test Mode: IEEE 802.11b 2412MHz (ANT b)



Test Mode: IEEE 802.11b 2442MHz (ANT b)



Test Mode: IEEE 802.11b 2472MHz (ANT b)

Agilent

Freq/Channel

Ch Freq 2.472 GHz

Trig Free

Occupied Bandwidth

Ref 20 dBm

Atten 30 dB

#Peak	Log	10	dB/

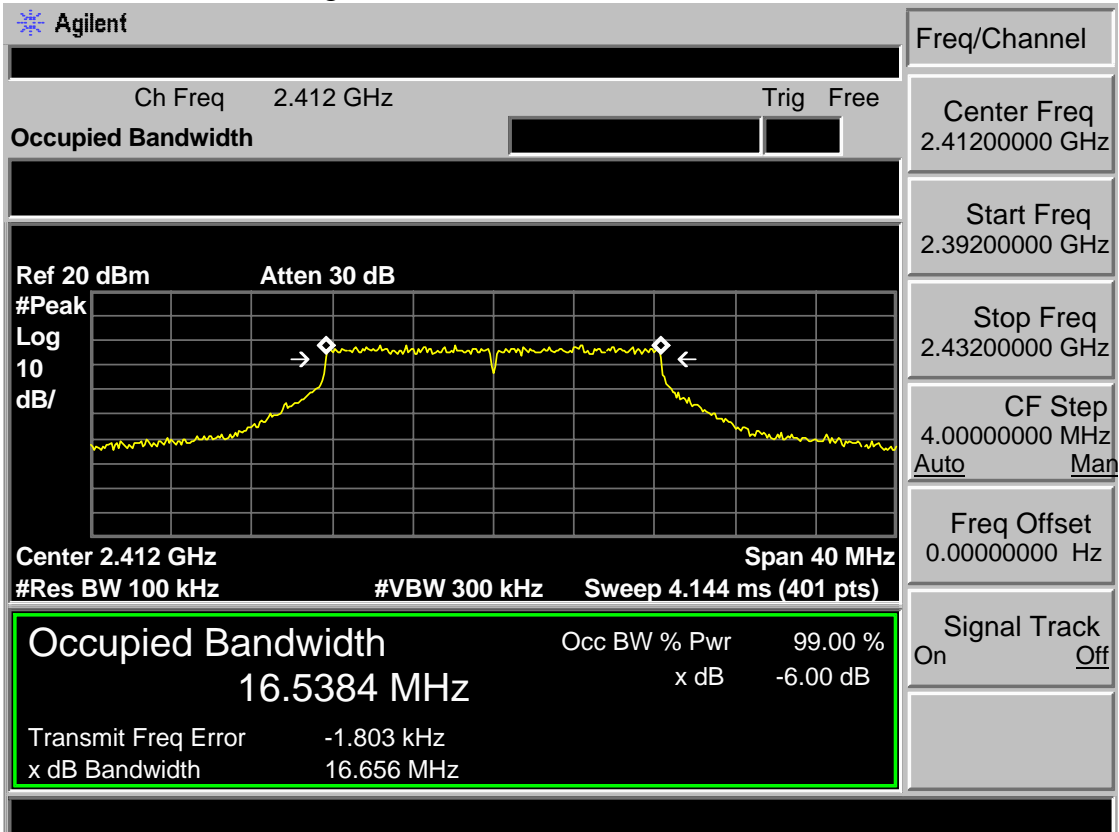
Center 2.472 GHz	Span 40 MHz
#Res BW 100 kHz	#VBW 300 kHz Sweep 4.144 ms (401 pts)

Occupied Bandwidth	Occ BW % Pwr	99.00 %
14.9661 MHz	x dB	-6.00 dB
Transmit Freq Error	28.500 kHz	
x dB Bandwidth	9.508 MHz	

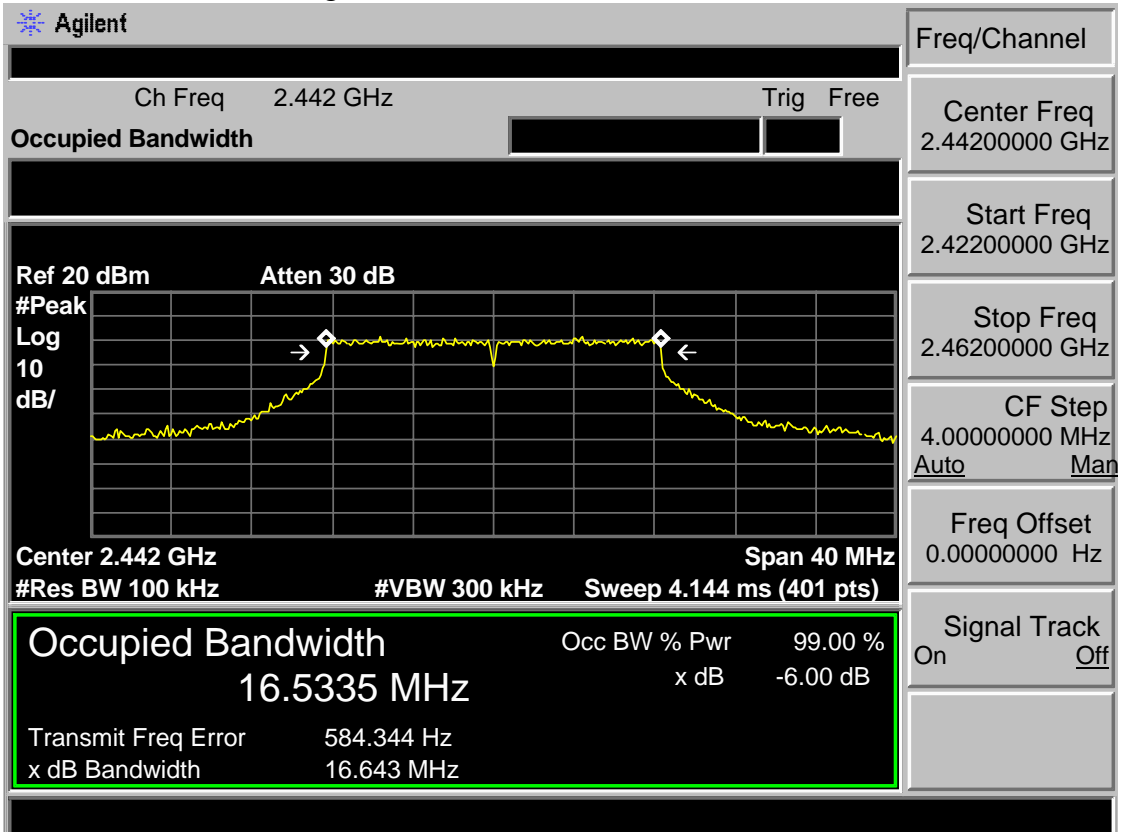
Signal Track

On Off

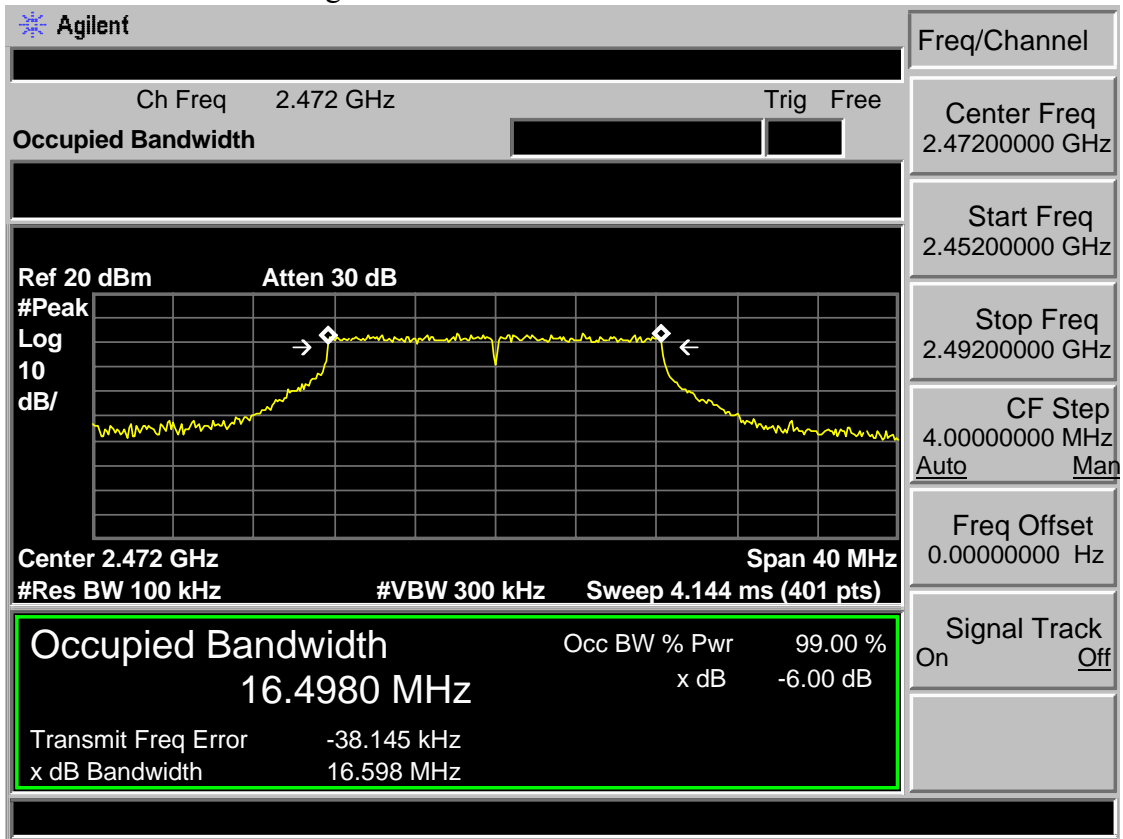
Test Mode: IEEE 802.11g 2412MHz (ANT b)



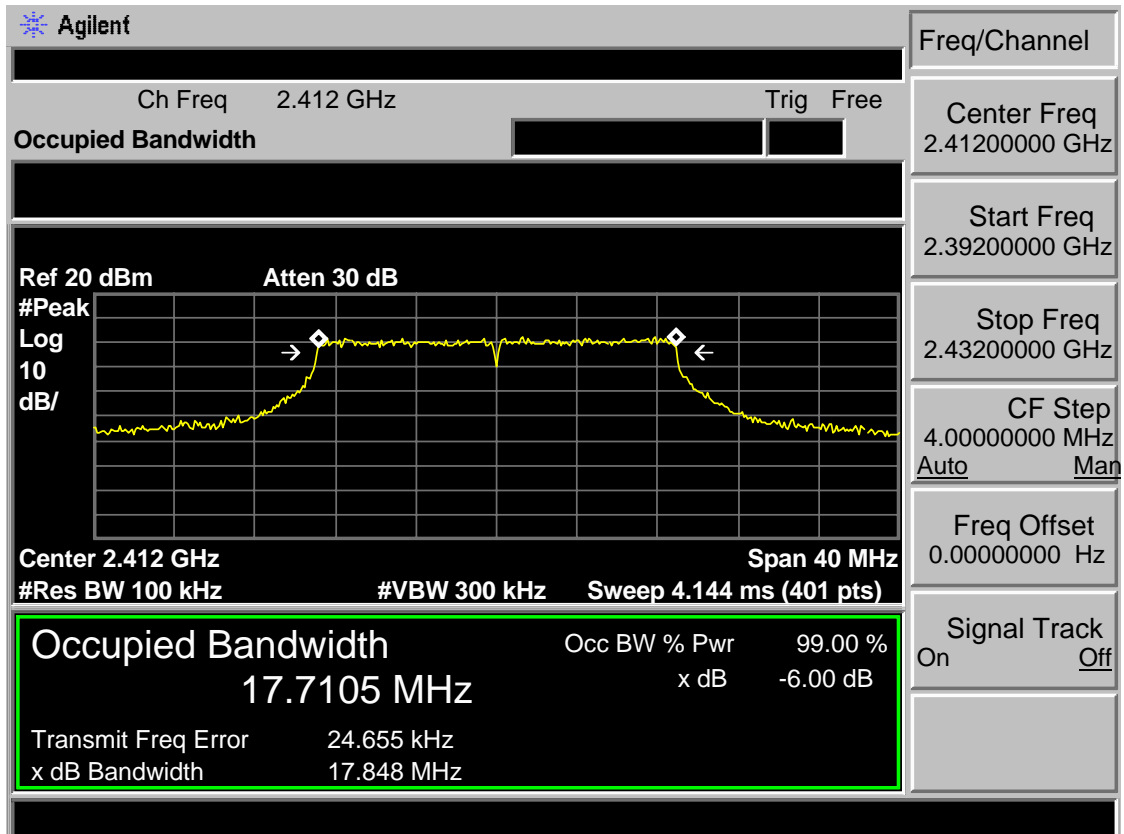
Test Mode: IEEE 802.11g 2442MHz (ANT b)



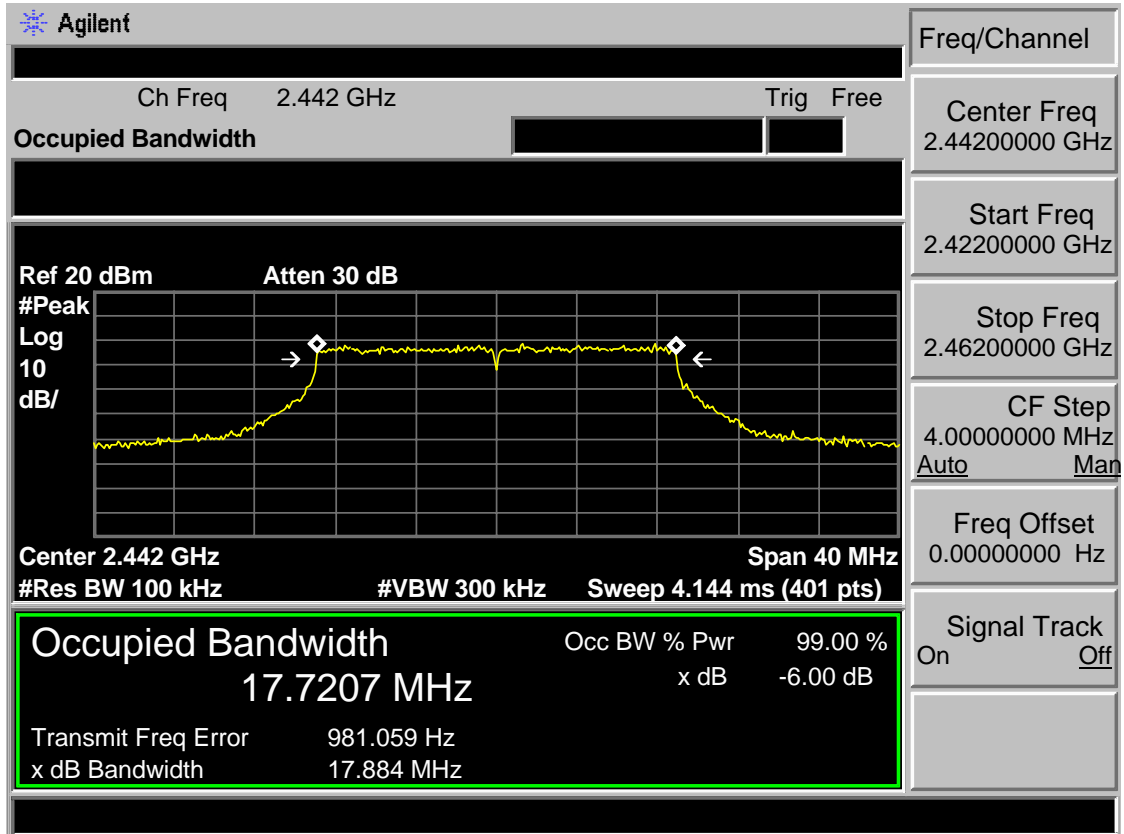
Test Mode: IEEE 802.11g 2472MHz (ANT b)



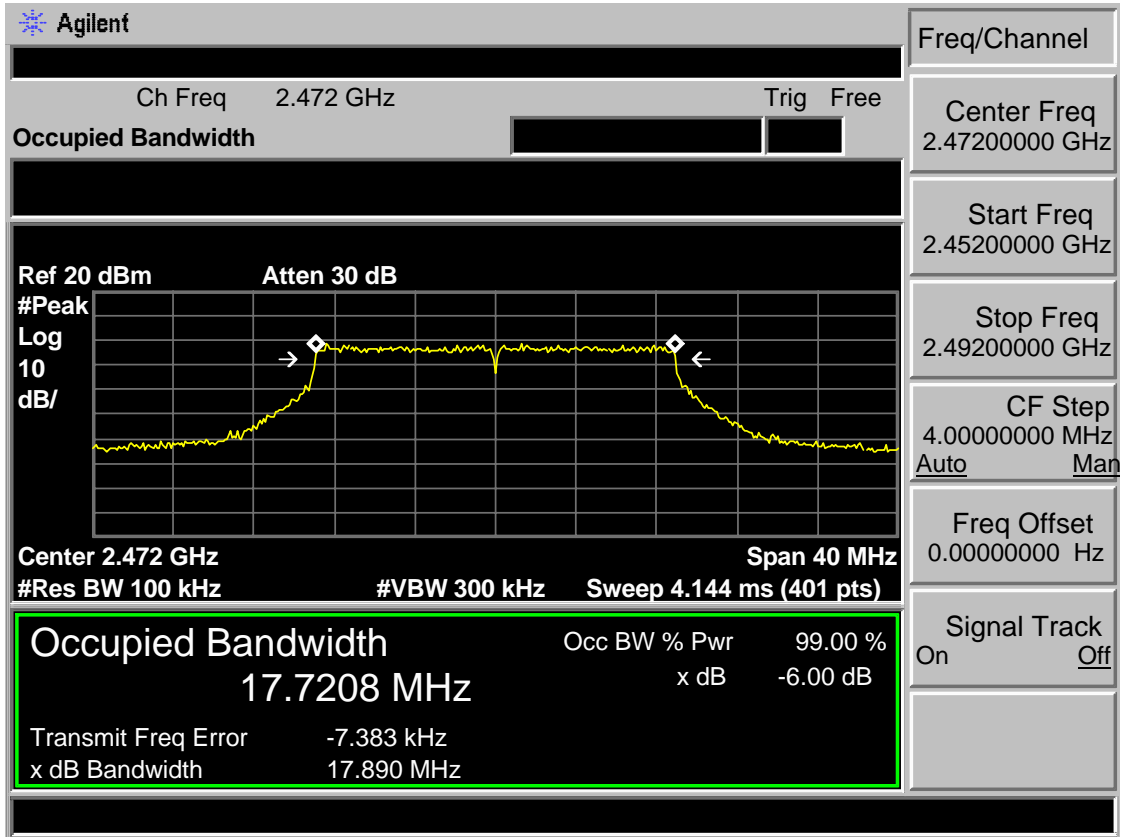
Test Mode: IEEE 802.11n HT20 2412MHz (ANT b)



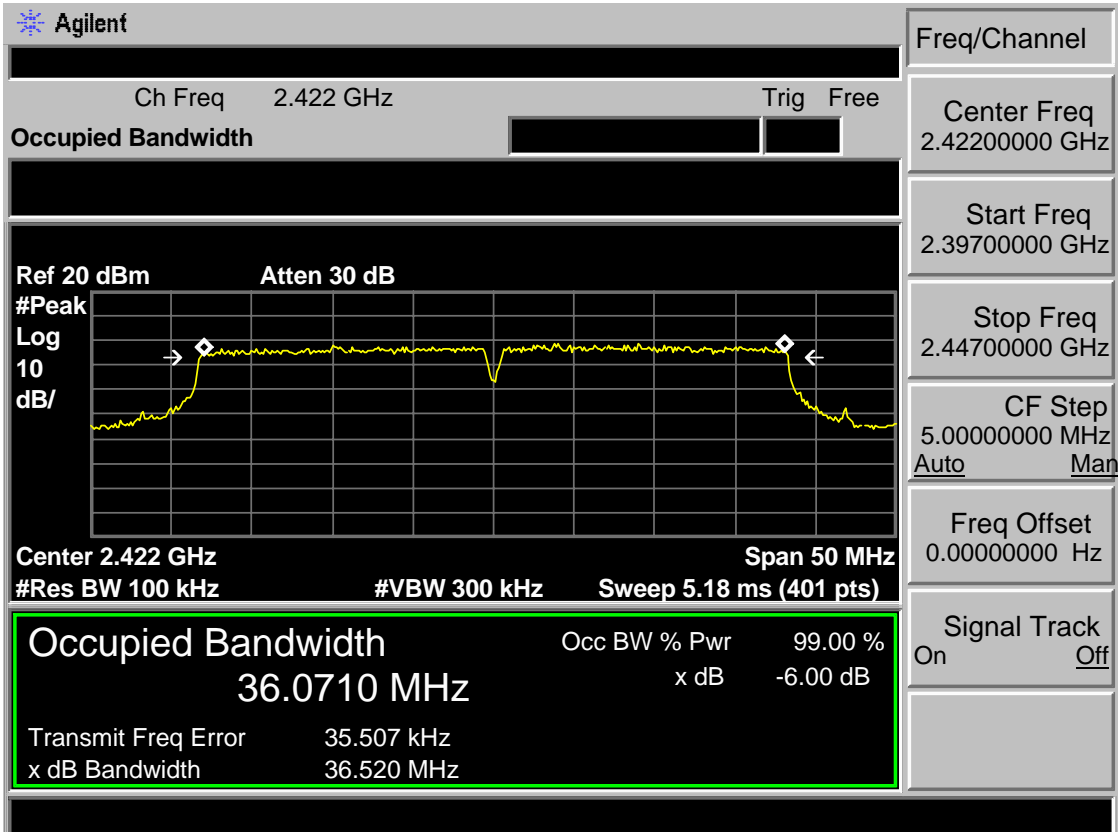
Test Mode: IEEE 802.11n HT20 2442MHz (ANT b)



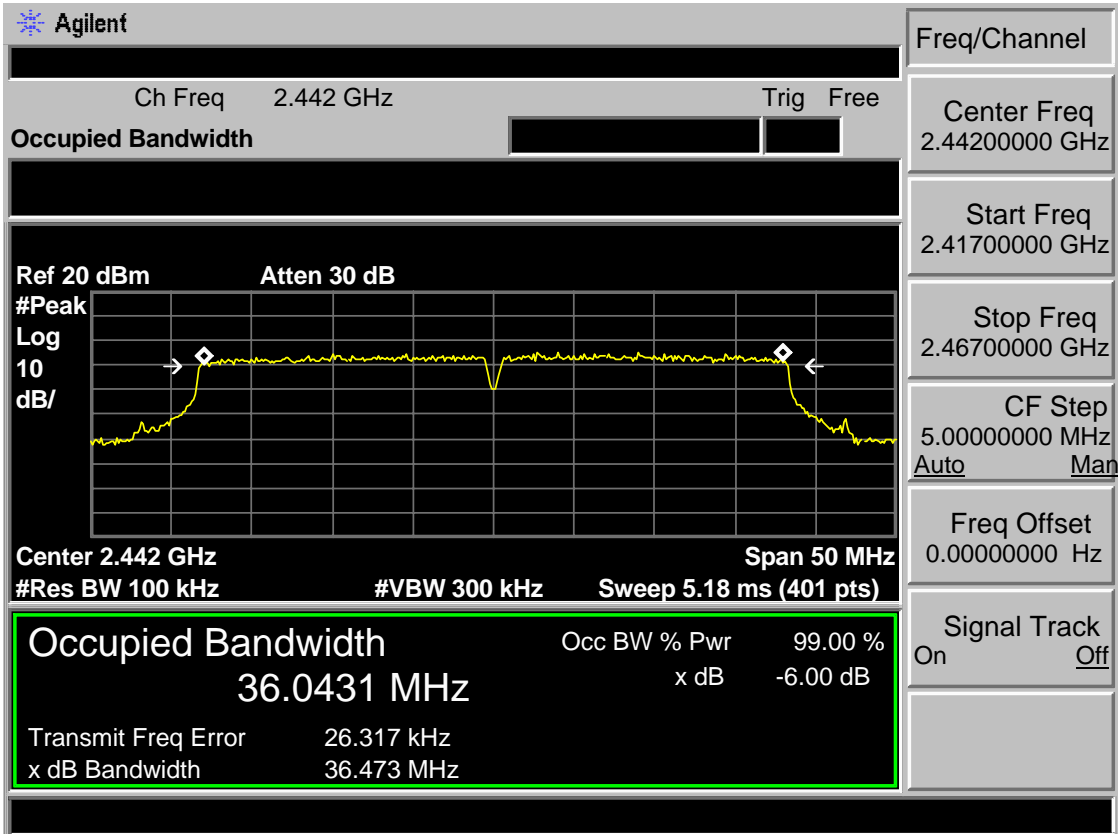
Test Mode: IEEE 802.11n HT20 2472MHz (ANT b)



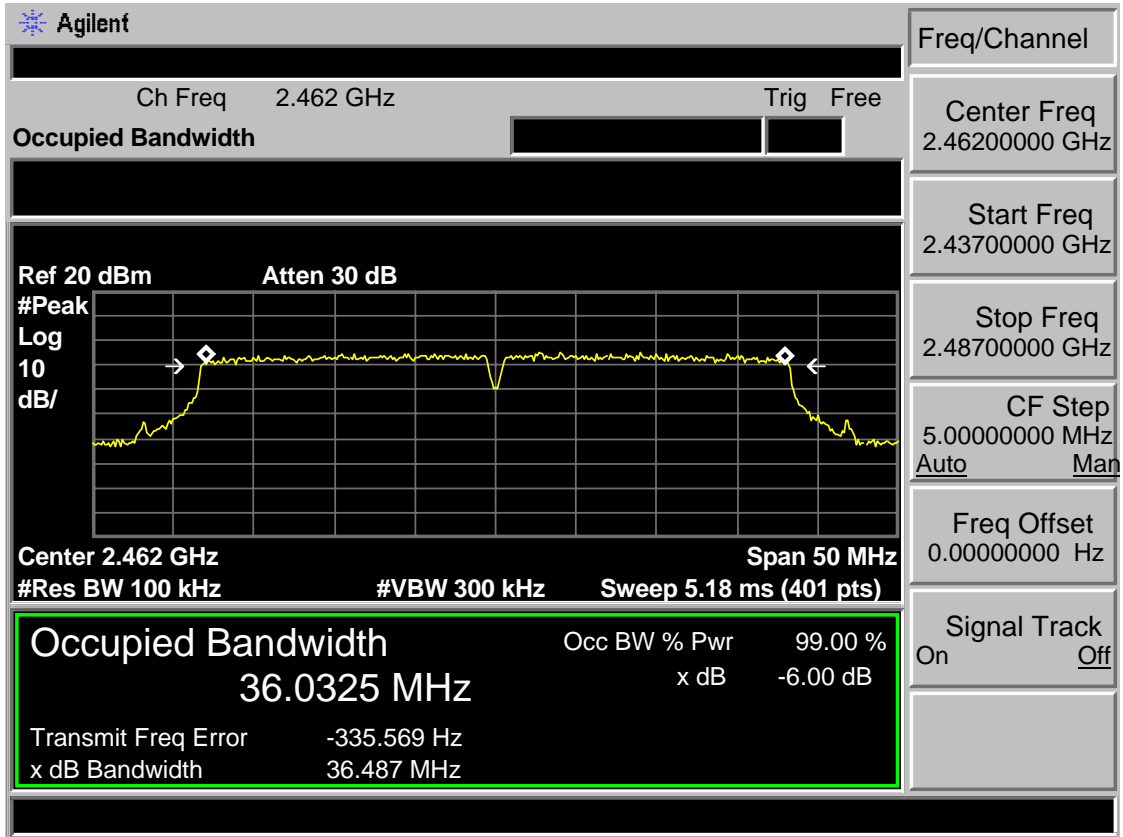
Test Mode: IEEE 802.11n HT40 2422MHz (ANT b)



Test Mode: IEEE 802.11n HT40 2442MHz (ANT b)

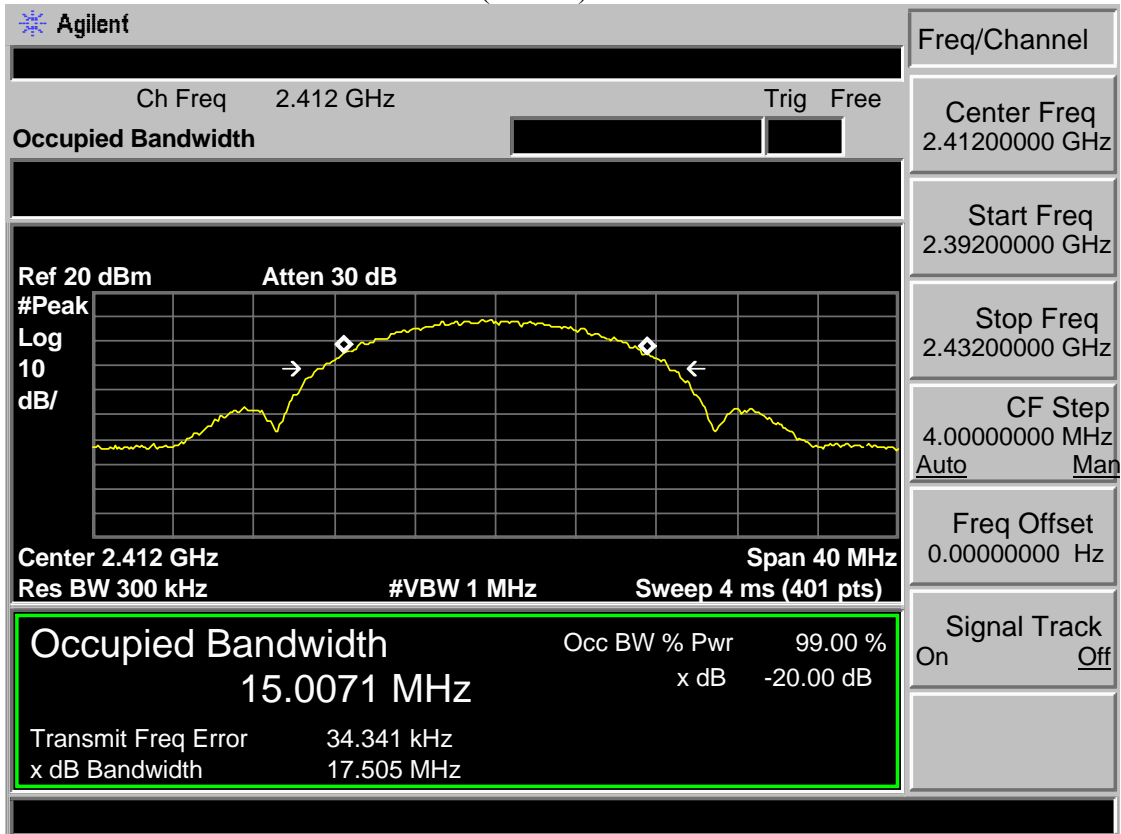


Test Mode: IEEE 802.11n HT40 2462MHz (ANT b)

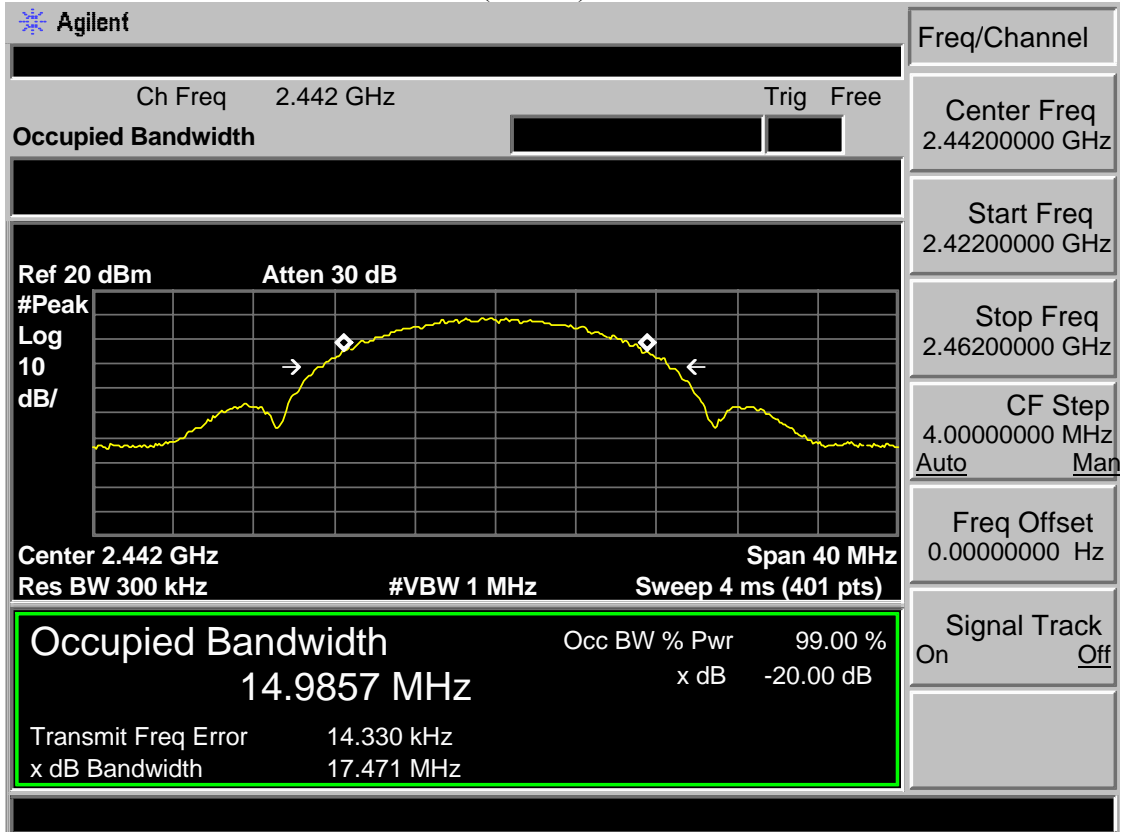


6.5 20dB Test Data

Test Mode: IEEE 802.11b 2412MHz(ANT a)



Test Mode: IEEE 802.11b 2442MHz(ANT a)



Test Mode: IEEE 802.11b 2472MHz(ANT a)

Agilent

Ch Freq 2.472 GHz Trig Free

Occupied Bandwidth

Center 2.472 GHz Span 40 MHz
Res BW 300 kHz #VBW 1 MHz Sweep 4 ms (401 pts)

Occupied Bandwidth	Occ BW % Pwr	99.00 %
14.9631 MHz	x dB	-20.00 dB
Transmit Freq Error	21.705 kHz	
x dB Bandwidth	17.274 MHz	

Freq/Channel

Center Freq
2.47200000 GHz

Start Freq
2.45200000 GHz

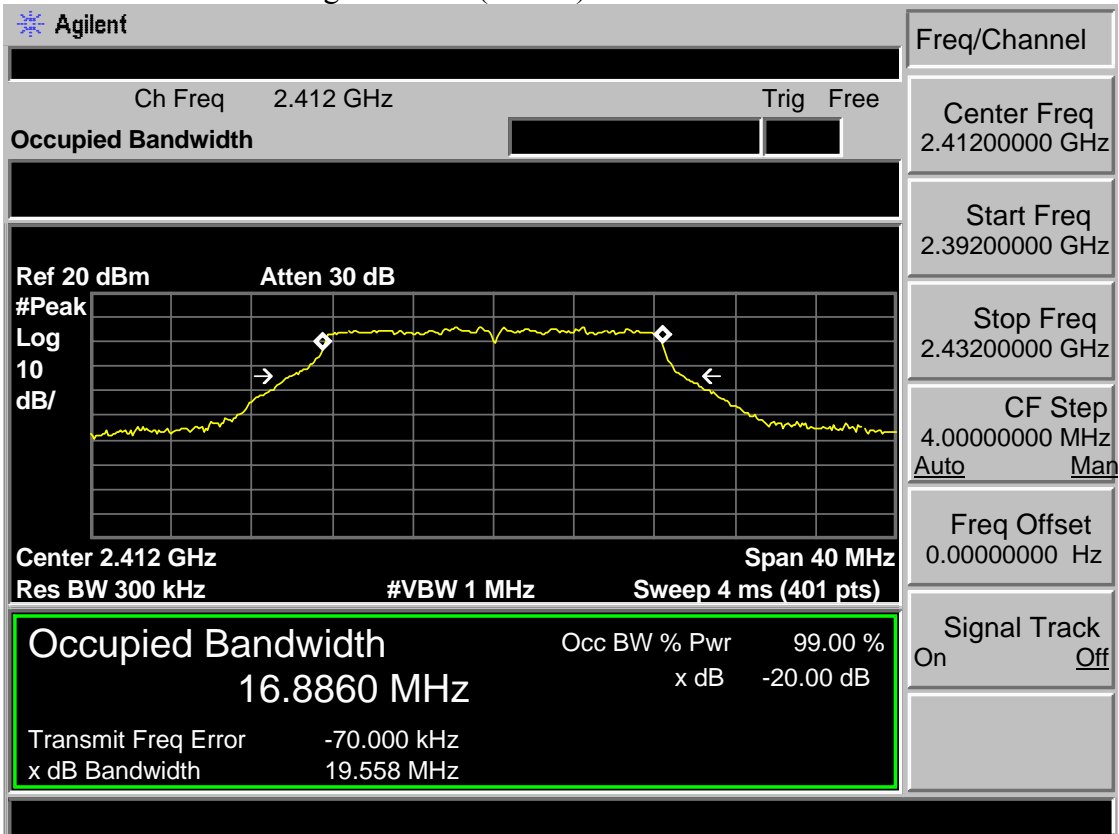
Stop Freq
2.49200000 GHz

CF Step
4.00000000 MHz
Auto Man

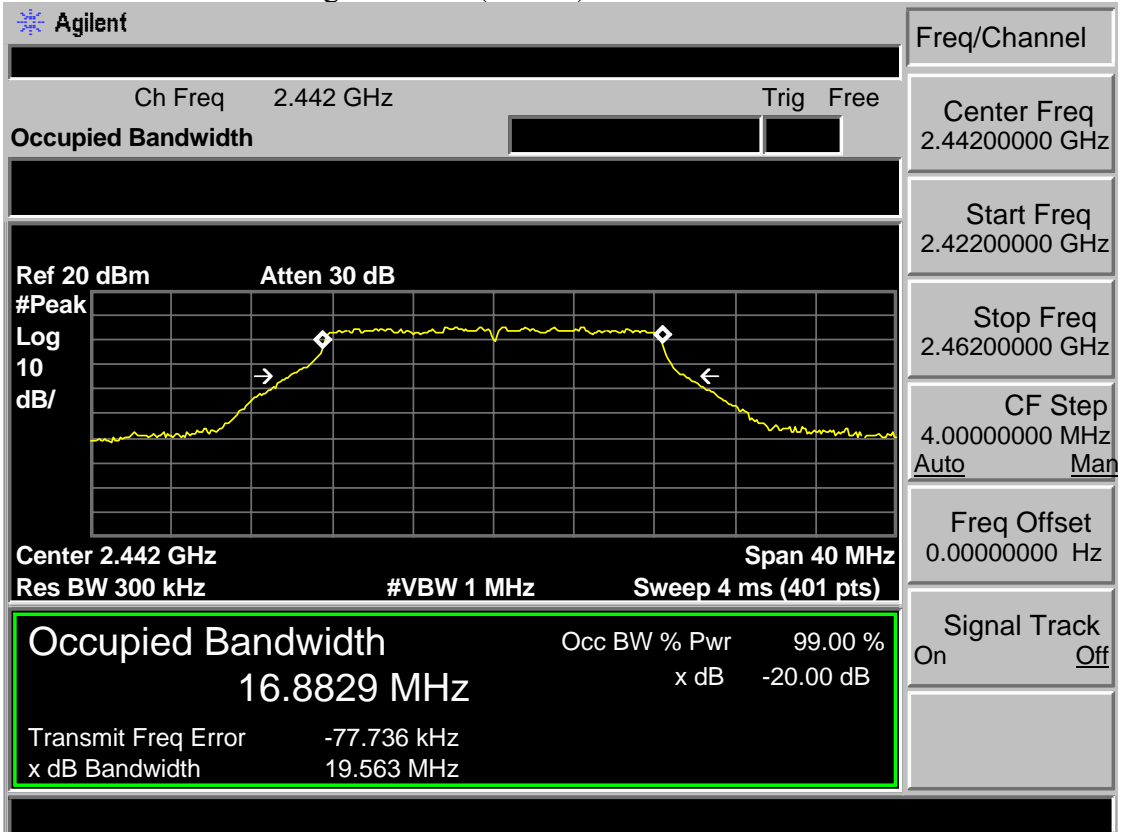
Freq Offset
0.00000000 Hz

Signal Track
On Off

Test Mode: IEEE 802.11g 2412MHz(ANT a)



Test Mode: IEEE 802.11g 2442MHz(ANT a)



Test Mode: IEEE 802.11g 2472MHz(ANT a)

Agilent

Freq/Channel

Ch Freq 2.472 GHz
Trig Free

Occupied Bandwidth

Center Freq
2.47200000 GHz

Start Freq
2.45200000 GHz

Stop Freq
2.49200000 GHz

CF Step
4.00000000 MHz
Auto Man

Freq Offset
0.00000000 Hz

Signal Track
On Off

Ref 20 dBm
Atten 30 dB

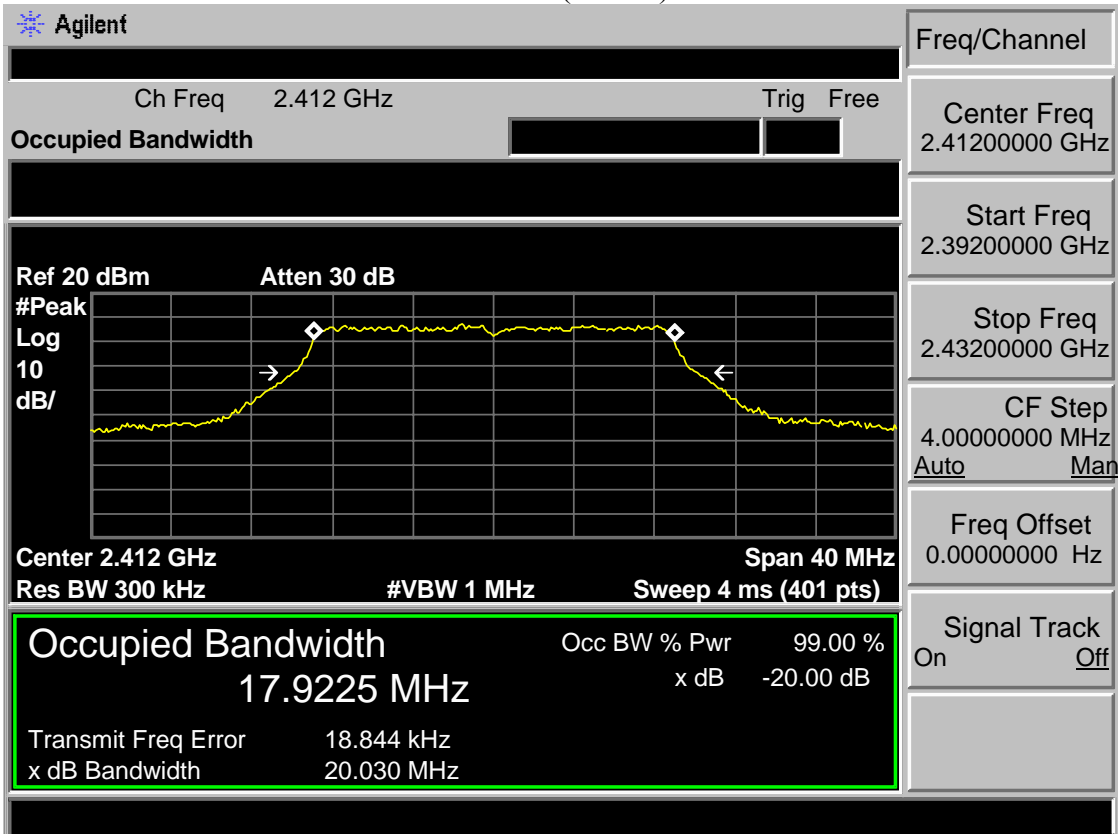
#Peak	Log	10	dB/
→	↗	↘	←

Center 2.472 GHz
Span 40 MHz

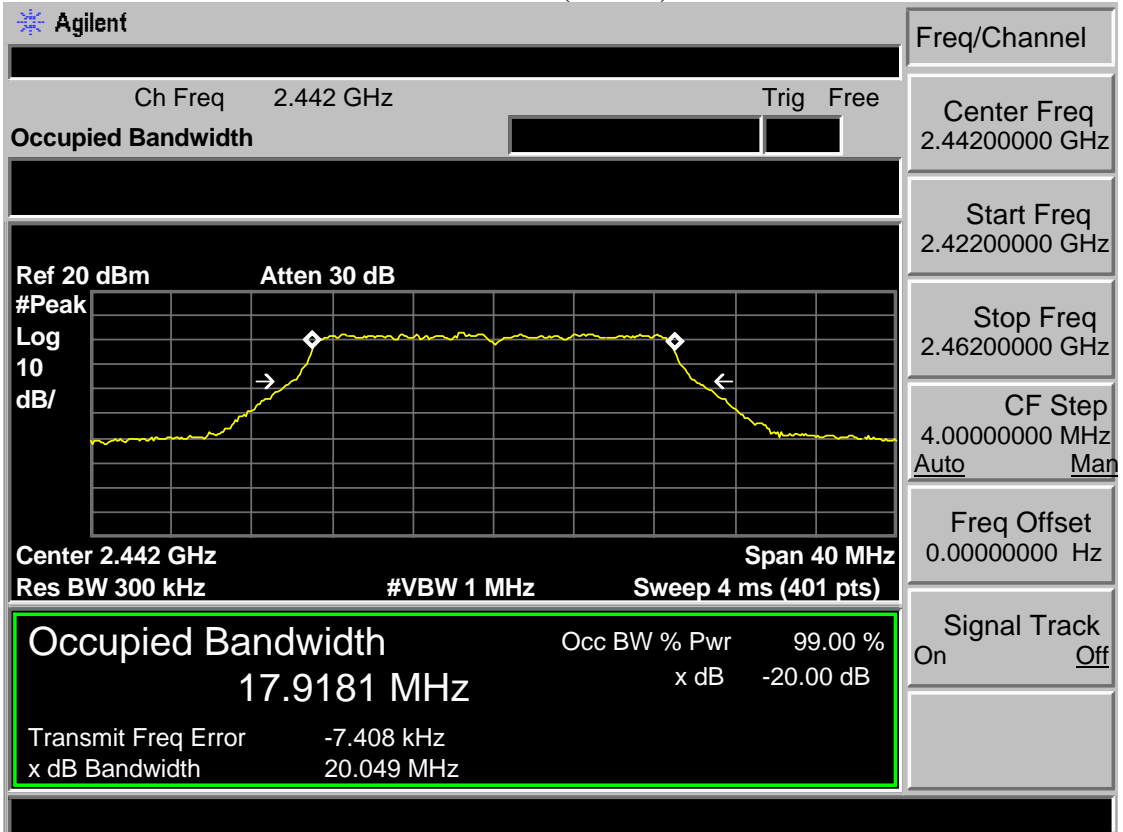
Res BW 300 kHz
#VBW 1 MHz
Sweep 4 ms (401 pts)

Occupied Bandwidth	Occ BW % Pwr	99.00 %
16.8799 MHz	x dB	-20.00 dB
Transmit Freq Error	-75.063 kHz	
x dB Bandwidth	19.450 MHz	

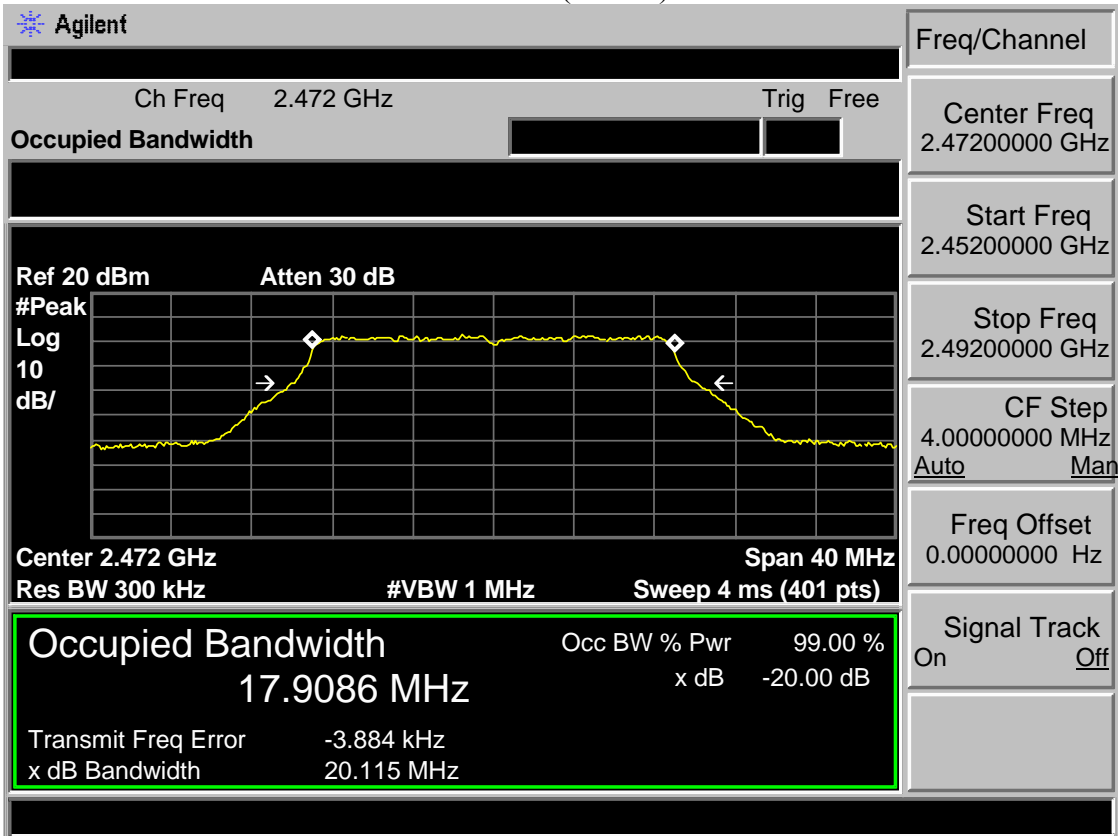
Test Mode: IEEE 802.11n HT20 2412MHz(ANT a)



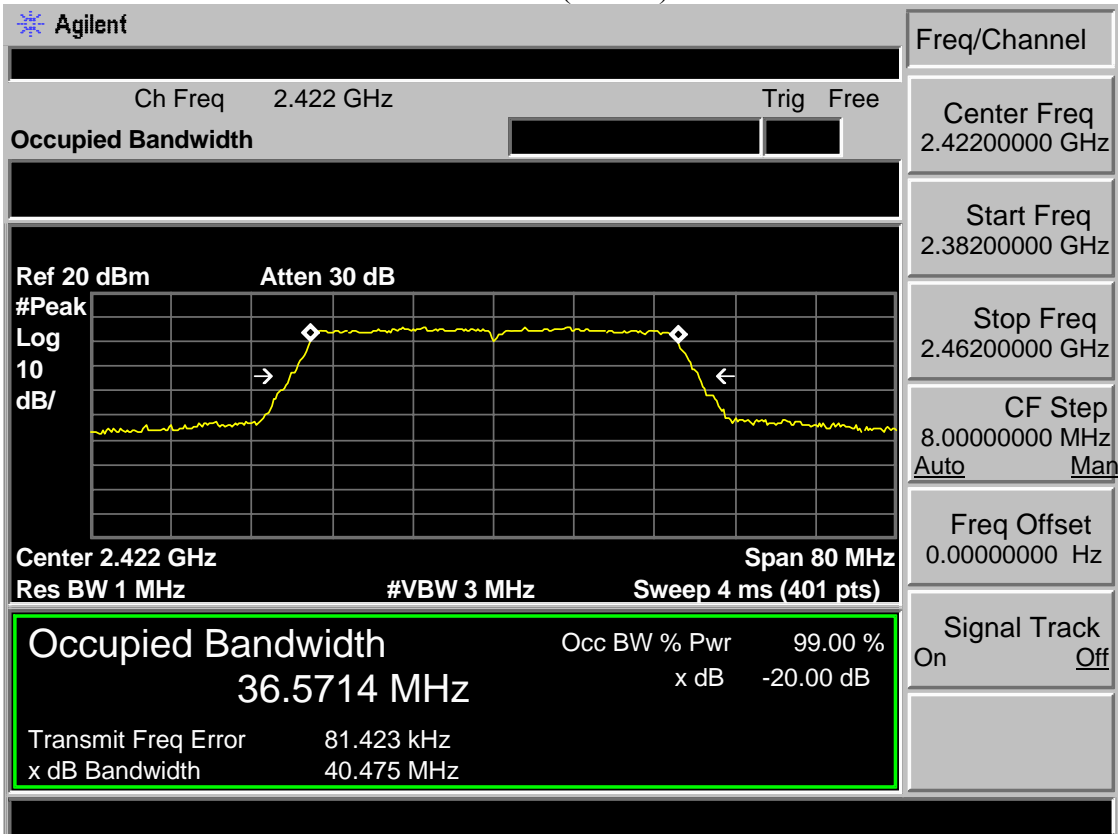
Test Mode: IEEE 802.11n HT20 2442MHz(ANT a)



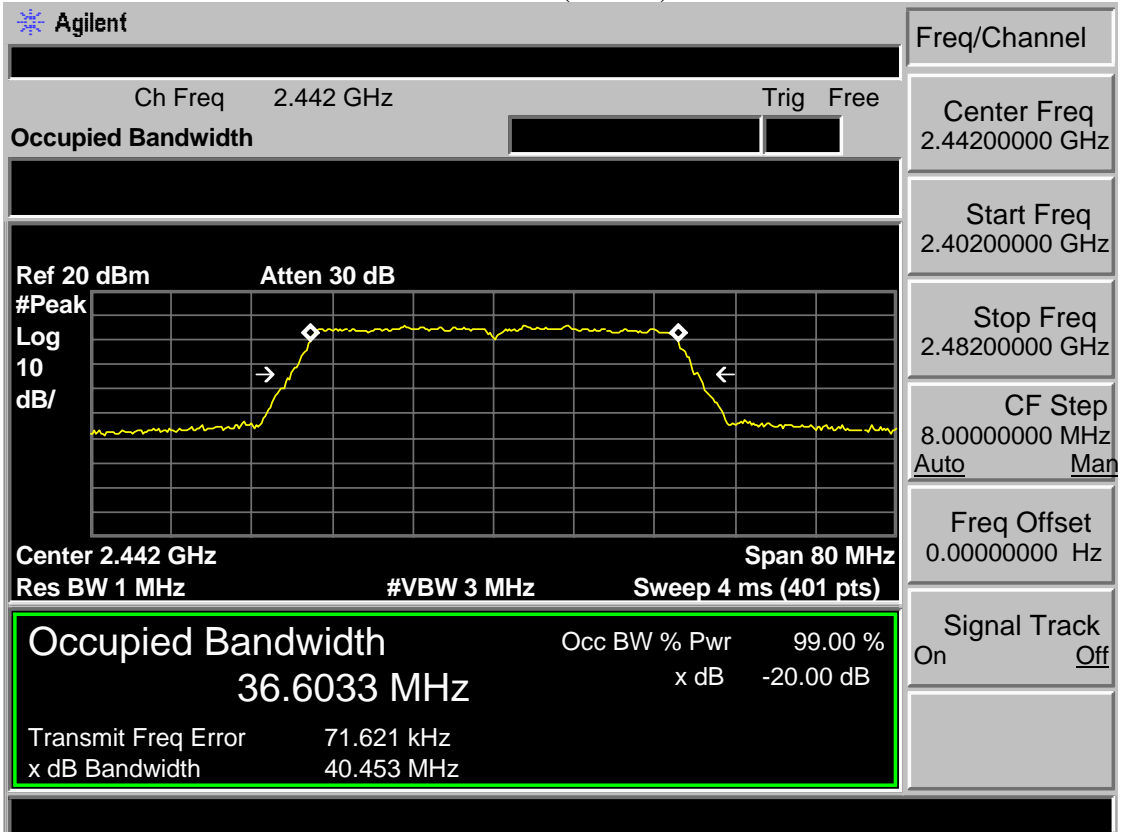
Test Mode: IEEE 802.11n HT20 2472MHz(ANT a)



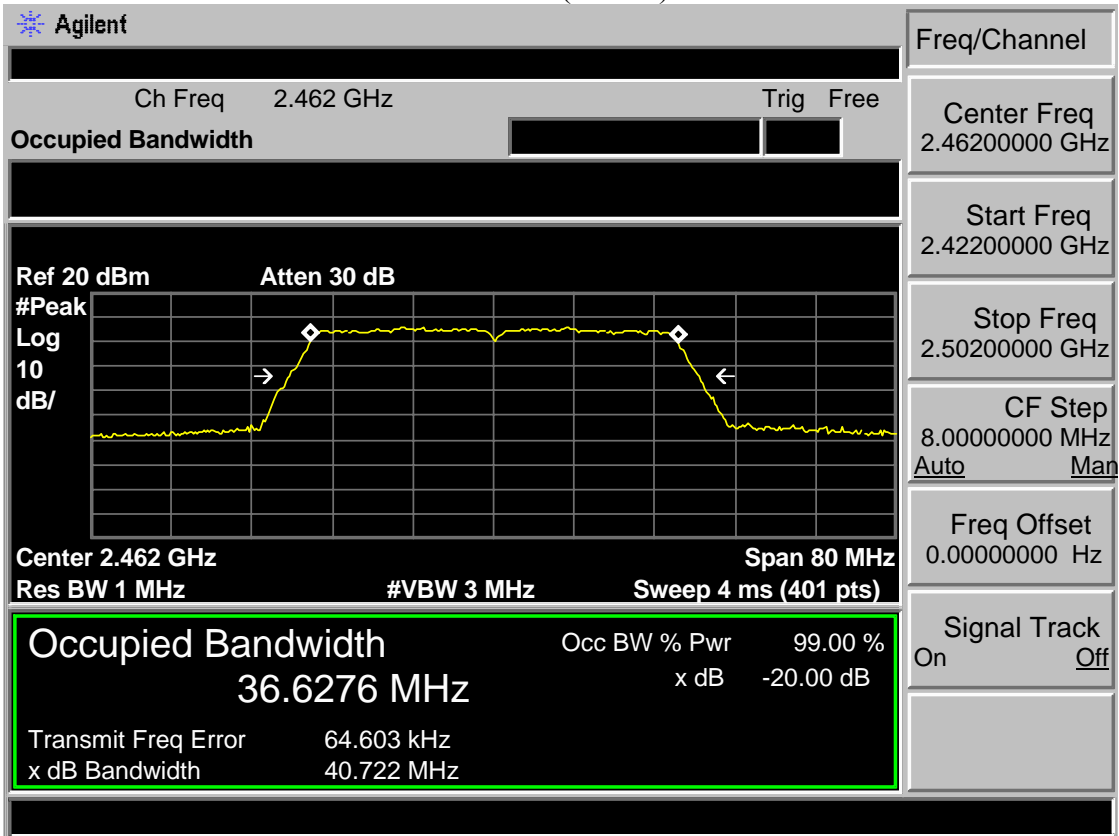
Test Mode: IEEE 802.11n HT40 2422MHz(ANT a)



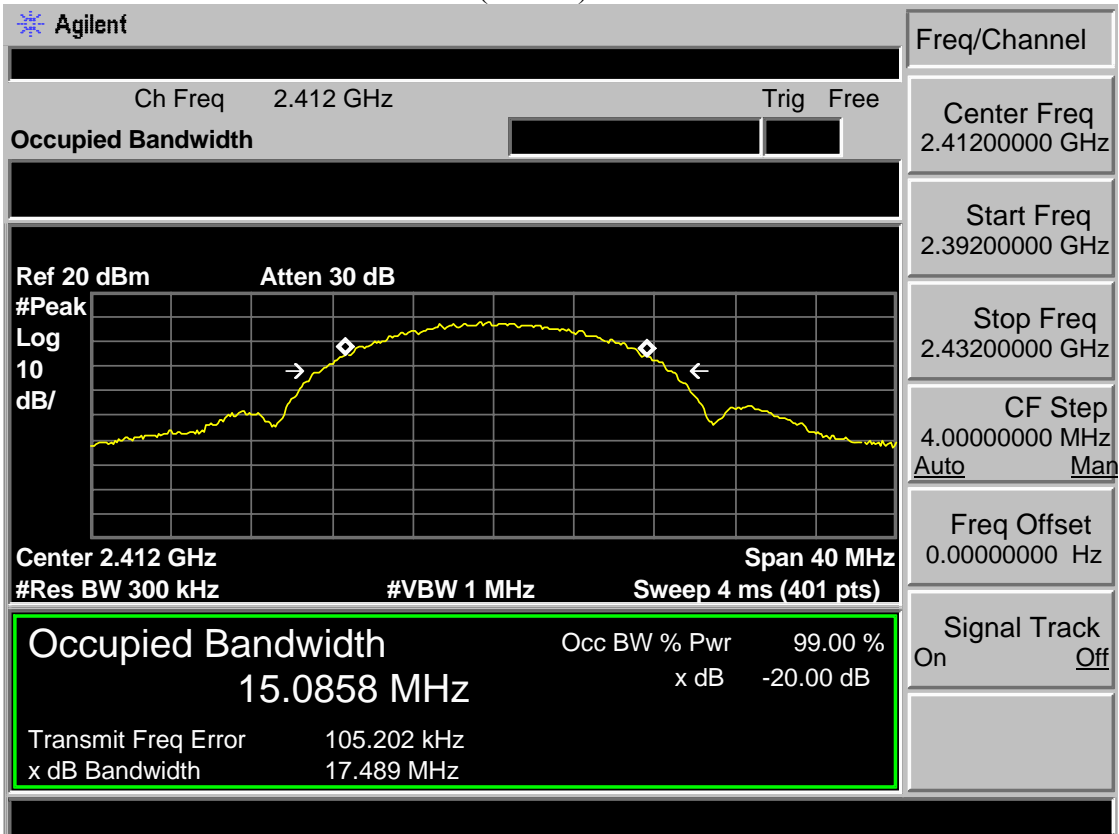
Test Mode: IEEE 802.11n HT40 2442MHz(ANT a)



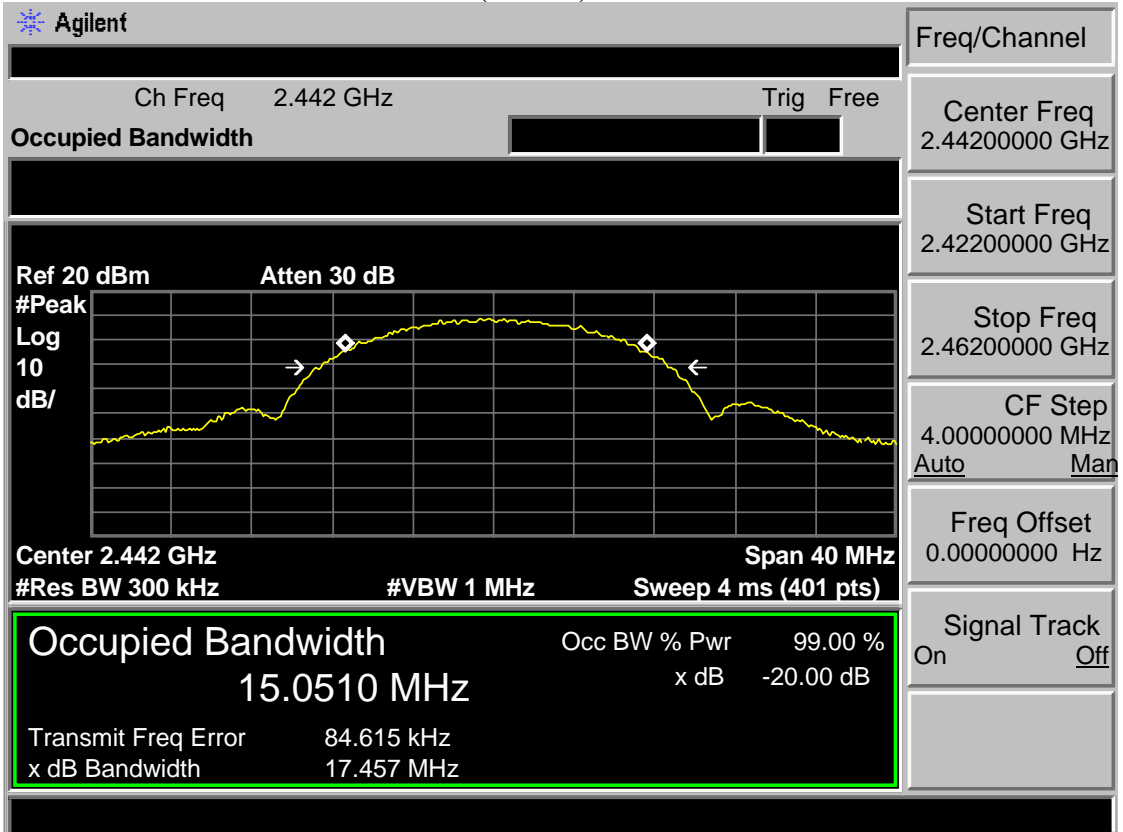
Test Mode: IEEE 802.11n HT40 2462MHz(ANT a)



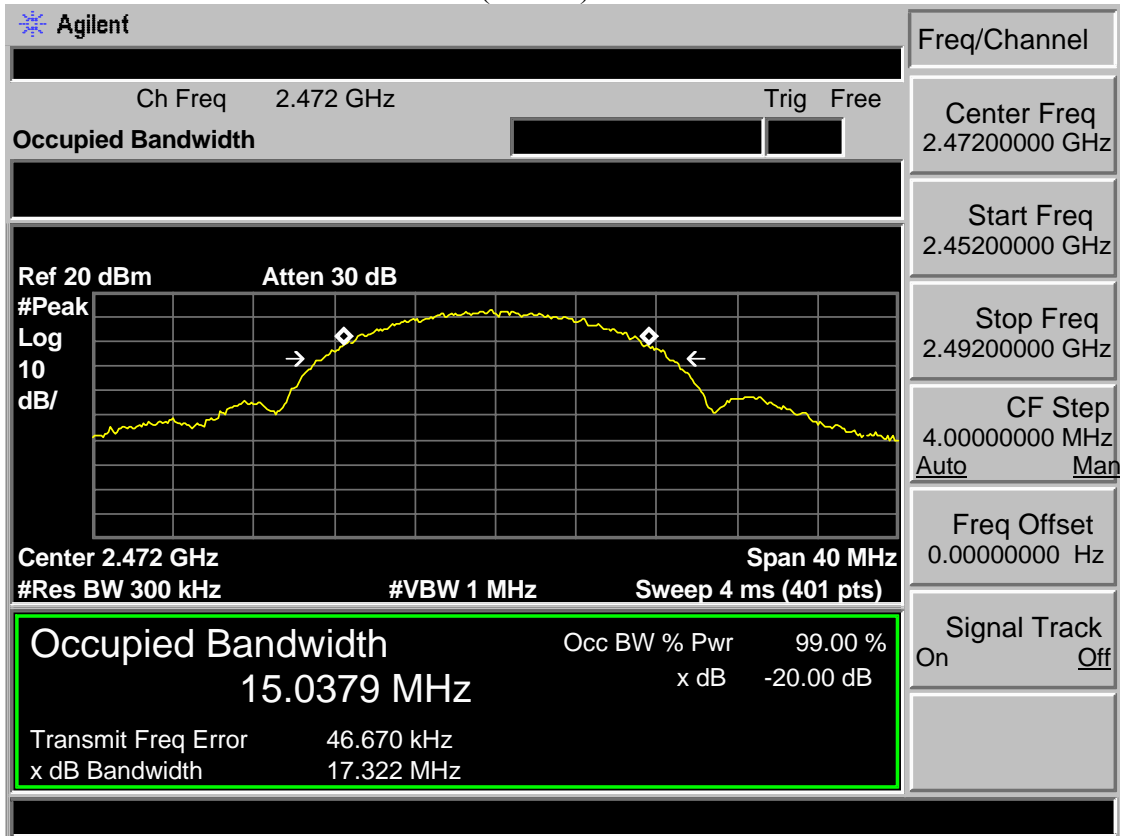
Test Mode: IEEE 802.11b 2412MHz(ANT b)



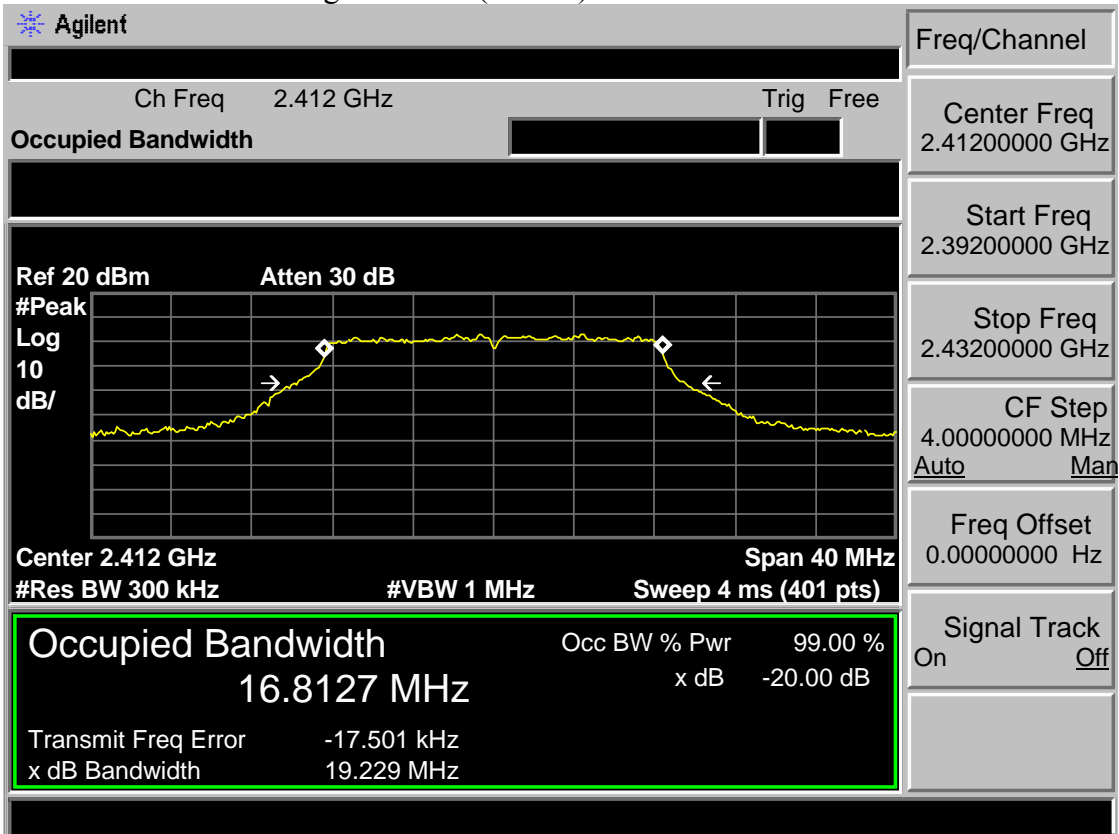
Test Mode: IEEE 802.11b 2442MHz(ANT b)



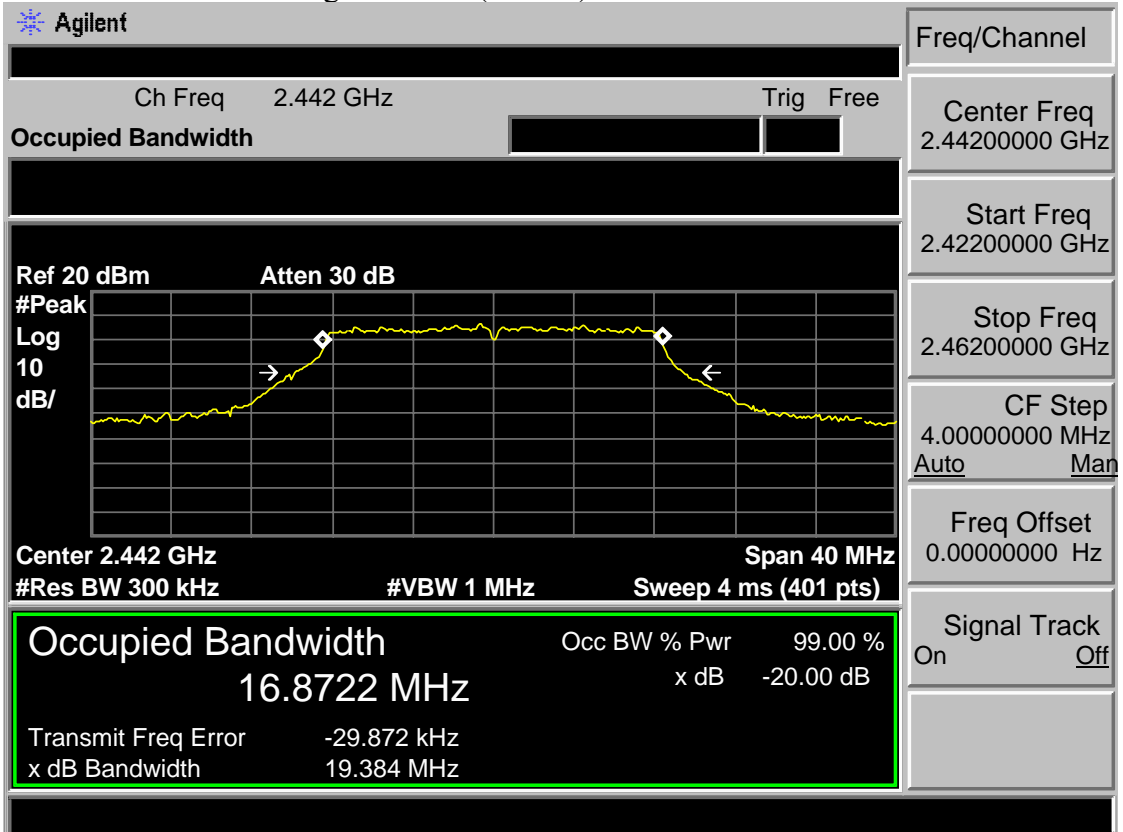
Test Mode: IEEE 802.11b 2472MHz(ANT b)



Test Mode: IEEE 802.11g 2412MHz(ANT b)



Test Mode: IEEE 802.11g 2442MHz(ANT b)



Test Mode: IEEE 802.11g 2472MHz(ANT b)

Agilent

Ch Freq 2.472 GHz Trig Free

Occupied Bandwidth

Ref 20 dBm Atten 30 dB

#Peak Log 10 dB/

Center 2.472 GHz Span 40 MHz

#Res BW 300 kHz #VBW 1 MHz Sweep 4 ms (401 pts)

Occupied Bandwidth		Occ BW % Pwr	99.00 %
16.8629 MHz		x dB	-20.00 dB
Transmit Freq Error	-60.366 kHz		
x dB Bandwidth	19.363 MHz		

Freq/Channel

Center Freq
2.47200000 GHz

Start Freq
2.45200000 GHz

Stop Freq
2.49200000 GHz

CF Step
4.00000000 MHz
Auto Man

Freq Offset
0.00000000 Hz

Signal Track
On Off

Test Mode: IEEE 802.11n HT20 2412MHz(ANT b)

Agilent

Freq/Channel
 Center Freq 2.41200000 GHz
 Start Freq 2.39200000 GHz
 Stop Freq 2.43200000 GHz
 CF Step 4.00000000 MHz
 Auto Man
 Freq Offset 0.00000000 Hz
 Signal Track On Off

Ch Freq 2.412 GHz Trig Free

Occupied Bandwidth

Ref 20 dBm Atten 30 dB

Center 2.412 GHz Span 40 MHz
 #Res BW 300 kHz #VBW 1 MHz Sweep 4 ms (401 pts)

Occupied Bandwidth Occ BW % Pwr 99.00 %
17.9792 MHz x dB -20.00 dB

Transmit Freq Error 35.177 kHz
 x dB Bandwidth 20.121 MHz

Test Mode: IEEE 802.11n HT20 2442MHz(ANT b)

Agilent

Freq/Channel
 Center Freq 2.44200000 GHz
 Start Freq 2.42200000 GHz
 Stop Freq 2.46200000 GHz
 CF Step 4.00000000 MHz
 Auto Man
 Freq Offset 0.00000000 Hz
 Signal Track On Off

Ch Freq 2.442 GHz Trig Free

Occupied Bandwidth

Ref 20 dBm Atten 30 dB

Center 2.442 GHz Span 40 MHz
 #Res BW 300 kHz #VBW 1 MHz Sweep 4 ms (401 pts)

Occupied Bandwidth Occ BW % Pwr 99.00 %
17.9865 MHz x dB -20.00 dB

Transmit Freq Error 32.361 kHz
 x dB Bandwidth 20.147 MHz

Test Mode: IEEE 802.11n HT20 2472MHz(ANT b)

Agilent

Freq/Channel
 Center Freq
2.47200000 GHz
 Start Freq
2.45200000 GHz
 Stop Freq
2.49200000 GHz
 CF Step
4.00000000 MHz
Auto Man
 Freq Offset
0.00000000 Hz
 Signal Track
On Off

Ch Freq 2.472 GHz
 Trig Free
 Occupied Bandwidth

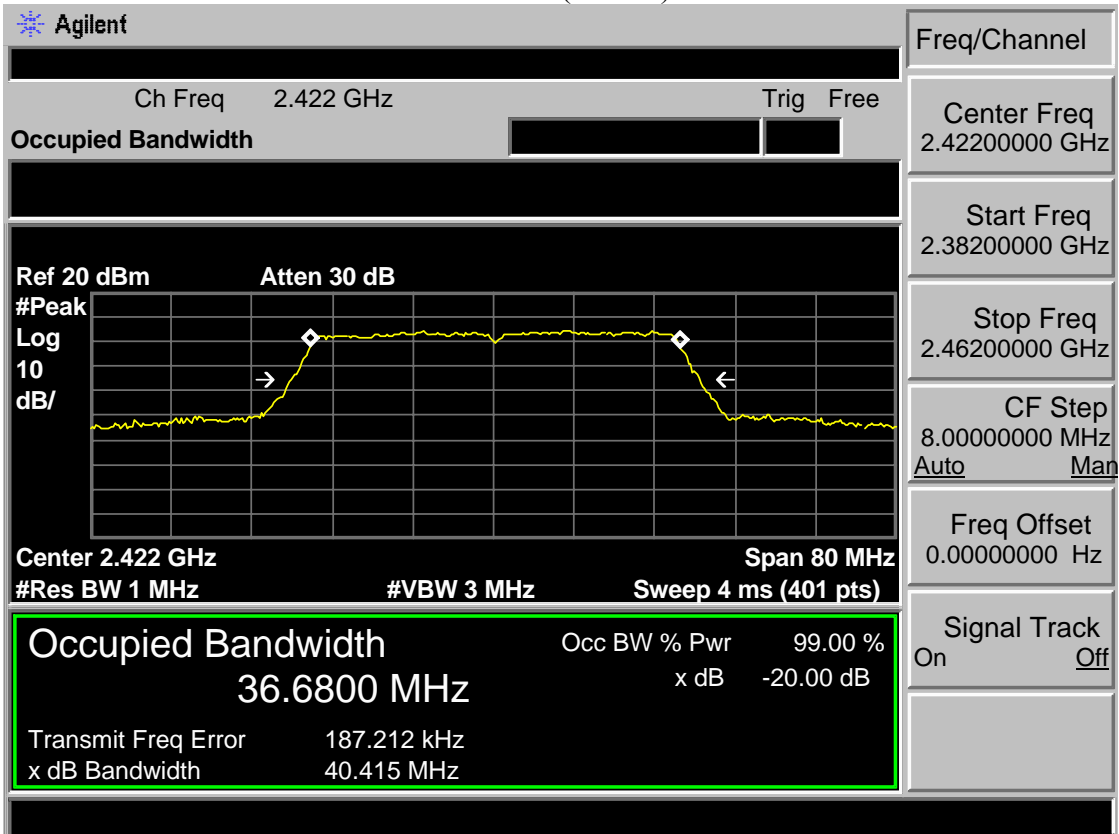
Ref 20 dBm Atten 30 dB

Center 2.472 GHz Span 40 MHz
 #Res BW 300 kHz #VBW 1 MHz Sweep 4 ms (401 pts)

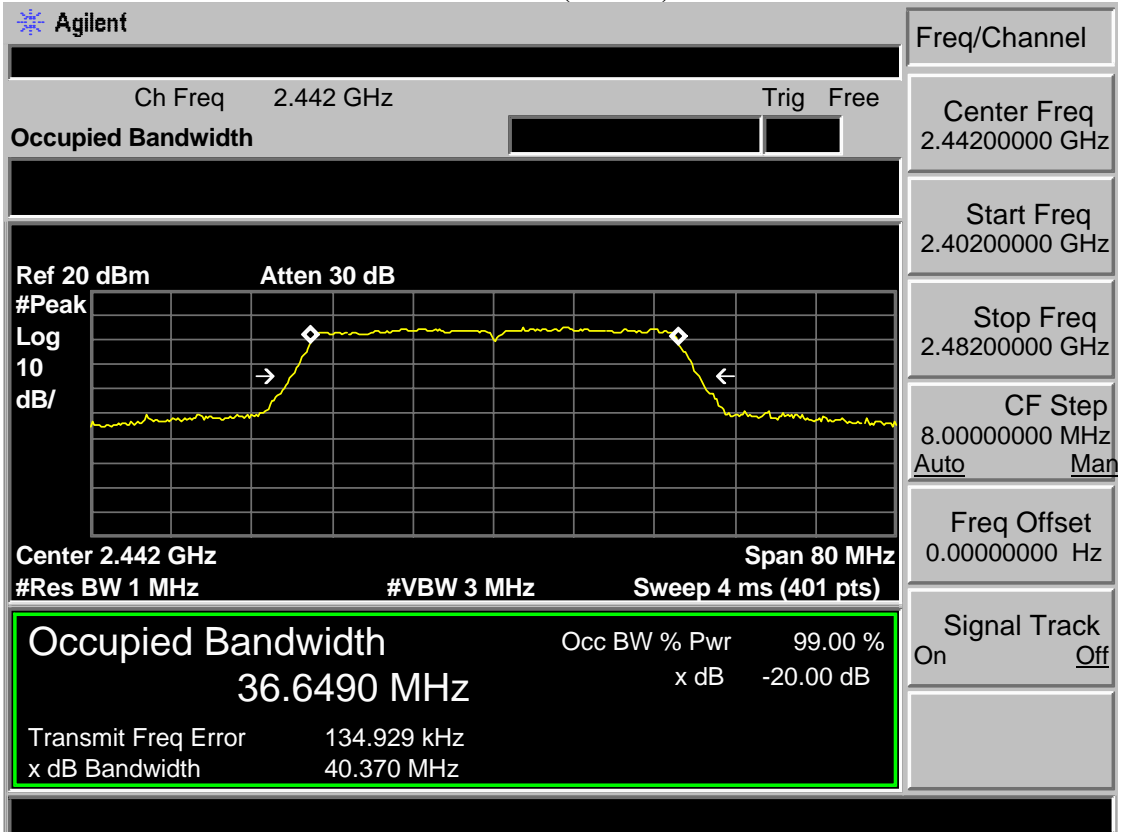
Occupied Bandwidth Occ BW % Pwr 99.00 %
 17.9713 MHz x dB -20.00 dB

Transmit Freq Error 1.897 kHz
 x dB Bandwidth 20.118 MHz

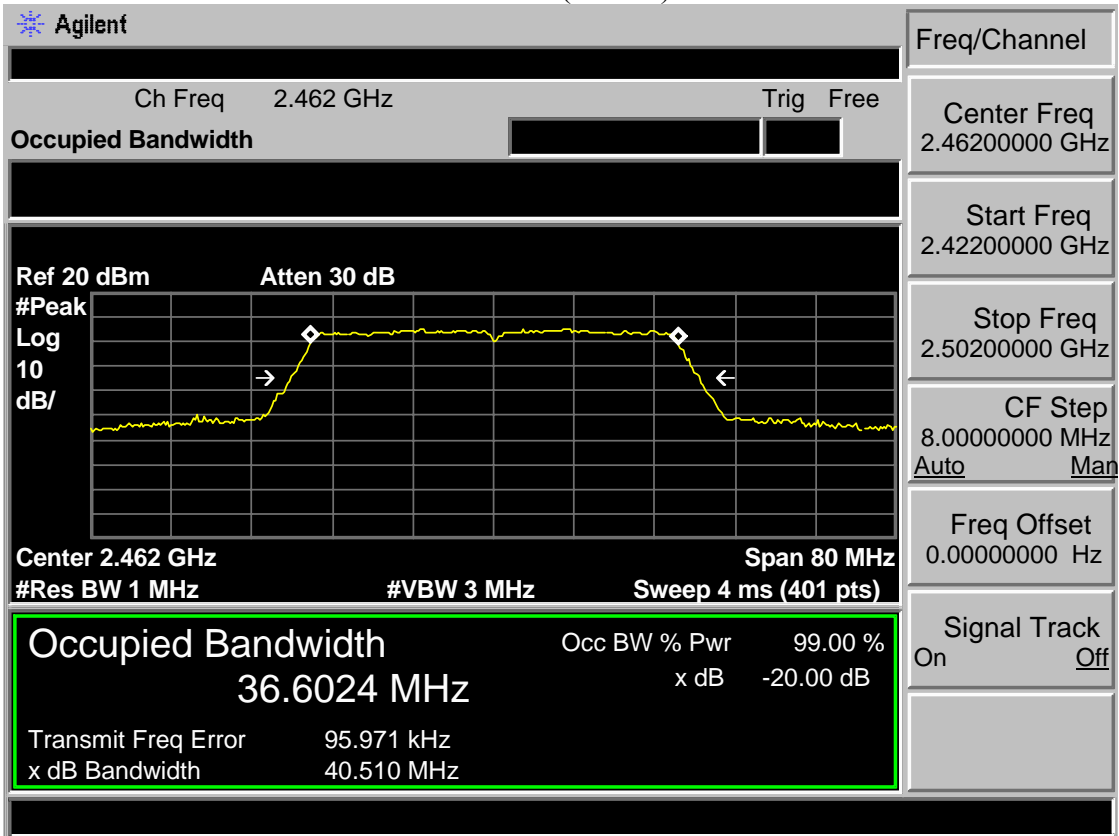
Test Mode: IEEE 802.11n HT40 2422MHz(ANT b)



Test Mode: IEEE 802.11n HT40 2442MHz(ANT b)



Test Mode: IEEE 802.11n HT40 2462MHz(ANT b)



7 OUTPUT POWER TEST

7.1 Limit

For systems using digital modulation in the 2400—2483.5MHz, The Peak out put Power shall not exceed 1W(30dBm)

7.2 Test Procedure

7.3 Test Procedure

- 1, Connected the EUT's antenna port to spectrum analyzer device.
- 2, Follow the test procedure as described in KDB 558074
 - (1)Set span to at least 1.5 times the OBW.
 - (2)Set RBW = 1-5% of the OBW, not to exceed 1 MHz.
 - (3)Set VBW $\geq 3 \times$ RBW.
 - (4)Number of points in sweep $\geq 2 \times$ span / RBW. (This gives bin-to-bin spacing \leq RBW/2, so that narrowband signals are not lost between frequency bins.)
 - (4)Sweep time = auto.
 - (5)Detector = RMS (i.e., power averaging), if available. Otherwise, use sample detector mode.
 - (6)If transmit duty cycle $< 98 \%$, use a sweep trigger with the level set to enable triggering only on full power pulses. The transmitter shall operate at maximum power control level for the entire duration of every sweep. If the EUT transmits continuously (i.e., with no off intervals) or at duty cycle $\geq 98 \%$, and if each transmission is entirely at the maximum power control level, then the trigger shall be set to "free run".
 - (7)Trace average at least 100 traces in power averaging (i.e., RMS) mode.
 - (8)Compute power by integrating the spectrum across the OBW of the signal using the instrument's band power measurement function, with band limits set equal to the OBW band edges. If the instrument does not have a band power function, sum the spectrum levels (in power units) at intervals equal to the RBW extending across the entire OBW of the spectrum.

Note: The cable loss and attenuator loss were offset into measure device as an amplitude offset.

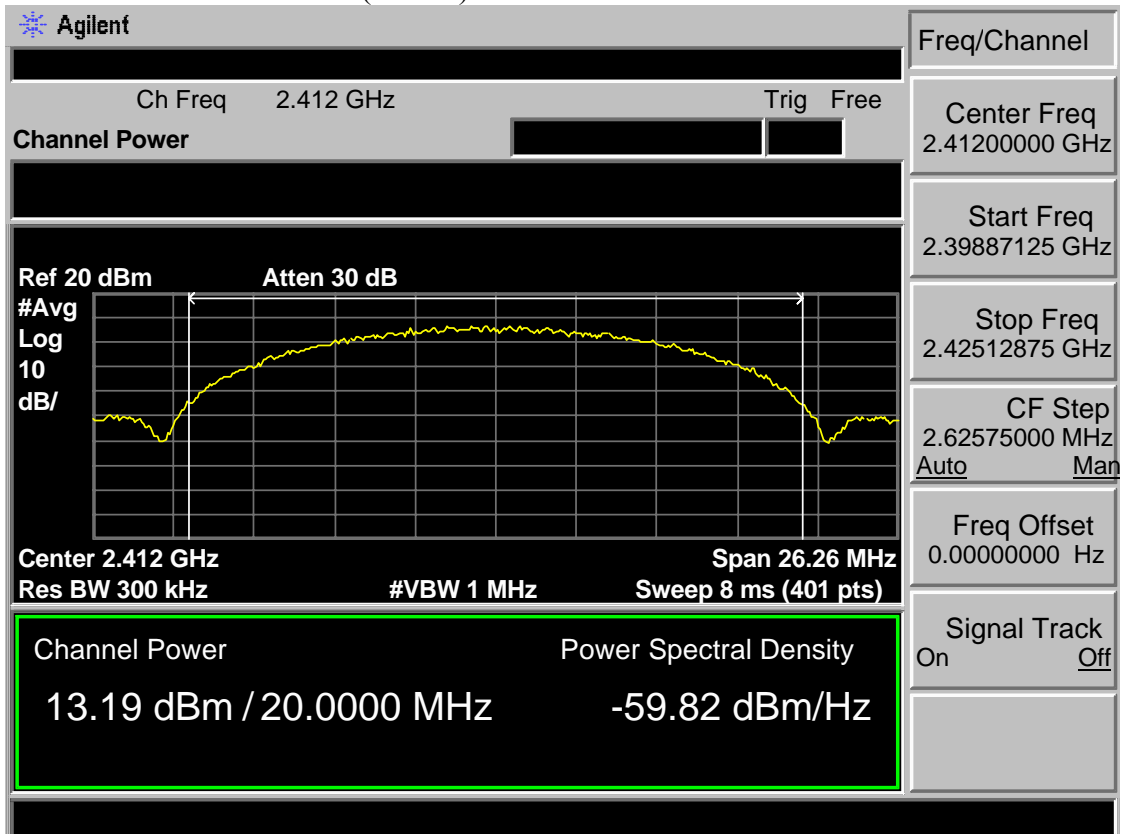
7.4 Test Result

EUT: LED TV			
M/N: WE75NC4210			
Test date: 2015-08-04		Tested by: Tony.Tang	Test site: RF Site
Pass			
Test Mode	CH	Conducted Power (dBm)	Limit (dBm)
IEEE 802.11 b (ANT a)	CH1	13.19	30
	CH7	13.18	30
	CH13	13.08	30
IEEE 802.11 g (ANT a)	CH1	11.39	30
	CH7	11.24	30
	CH13	11.00	30
IEEE 802.11 b (ANT b)	CH1	16.10	30
	CH7	12.76	30
	CH13	16.27	30
IEEE 802.11 g (ANT b)	CH1	10.62	30
	CH7	11.30	30
	CH13	11.98	30
Conclusion : PASS			

EUT:LED TV						
M/N: WE75NC4210						
Test Date:2015-08-04				Tested by: Tony		
Test mode	CH			Conducted Power (dBm)	Limit (dBm)	Result
		ANT a	ANT b			
IEEE 802.11n HT20	CH1	10.11	11.49	13.86	30	Pass
	CH7	9.70	9.23	12.48		Pass
	CH13	8.33	10.91	12.82		Pass
IEEE 802.11n HT40	CH1	8.38	9.89	12.21		Pass
	CH5	7.35	6.56	9.98		Pass
	CH9	8.12	6.99	10.60		Pass

7.5 Test Data

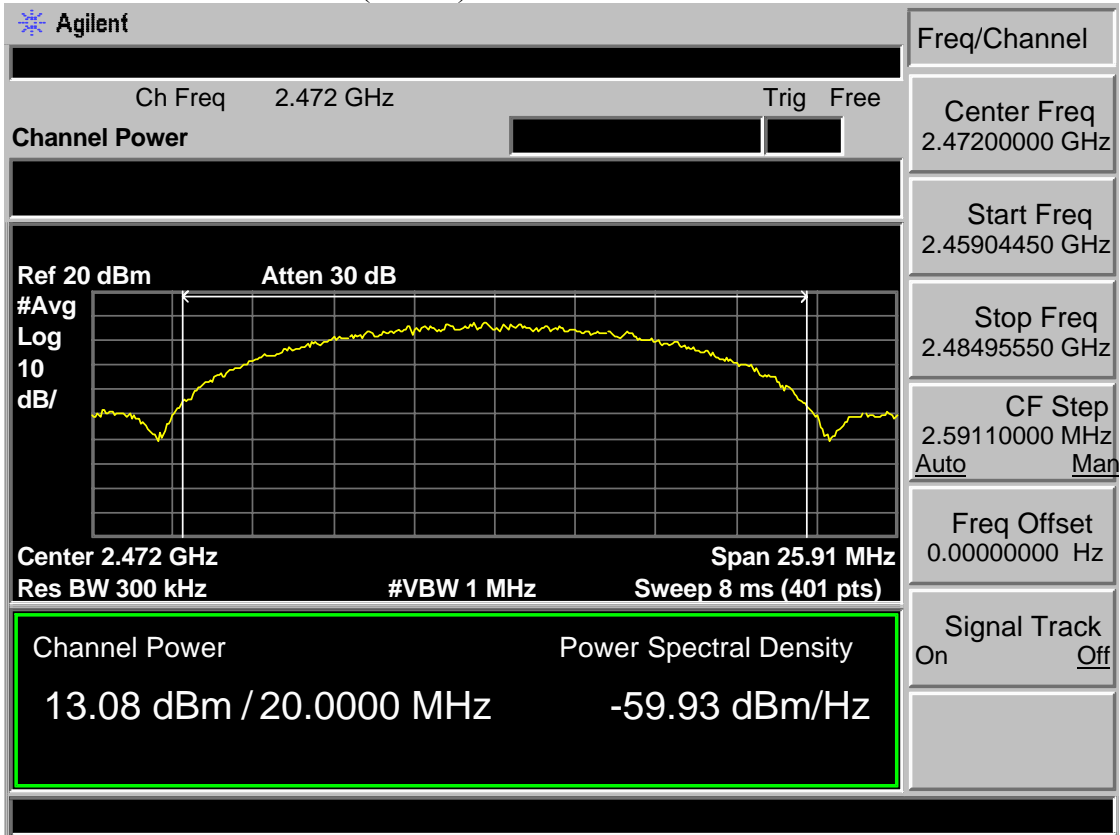
Test Mode: IEEE 802.11 b 2412MHz(ANT a)



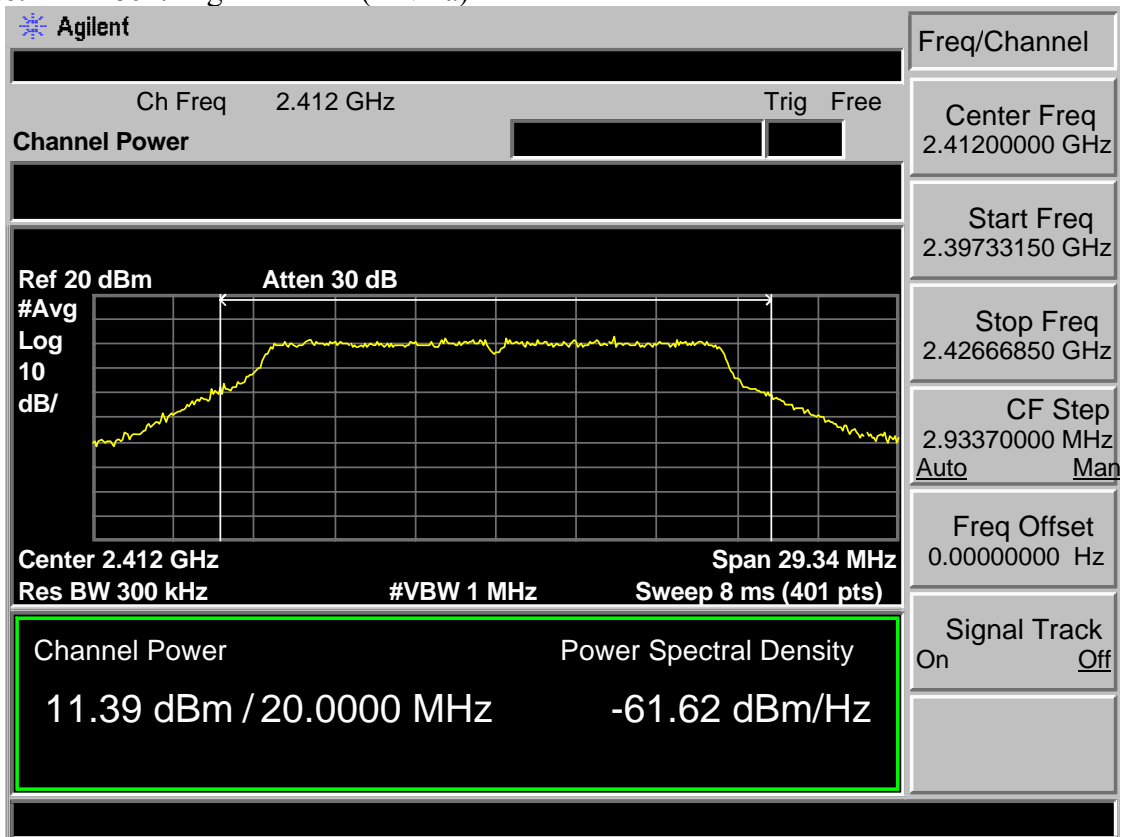
Test Mode: IEEE 802.11 b 2442MHz(ANT a)



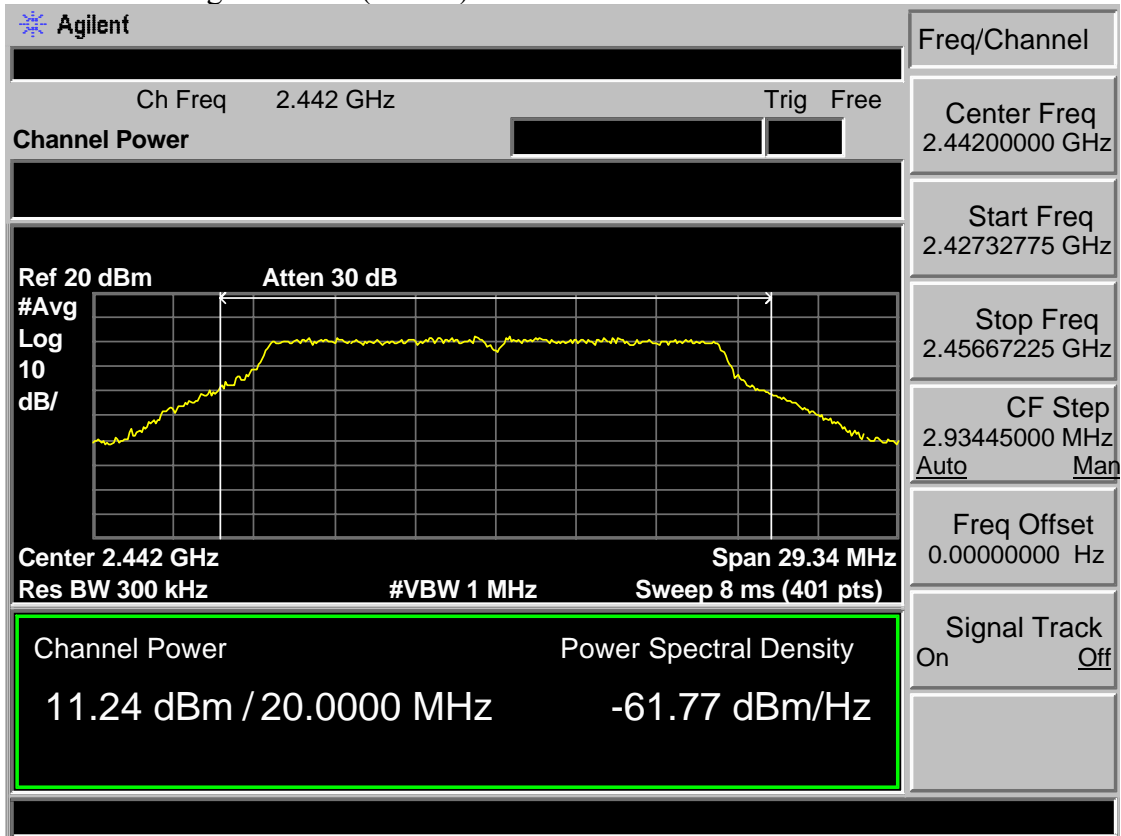
Test Mode: IEEE 802.11 b 2472MHz(ANT a)



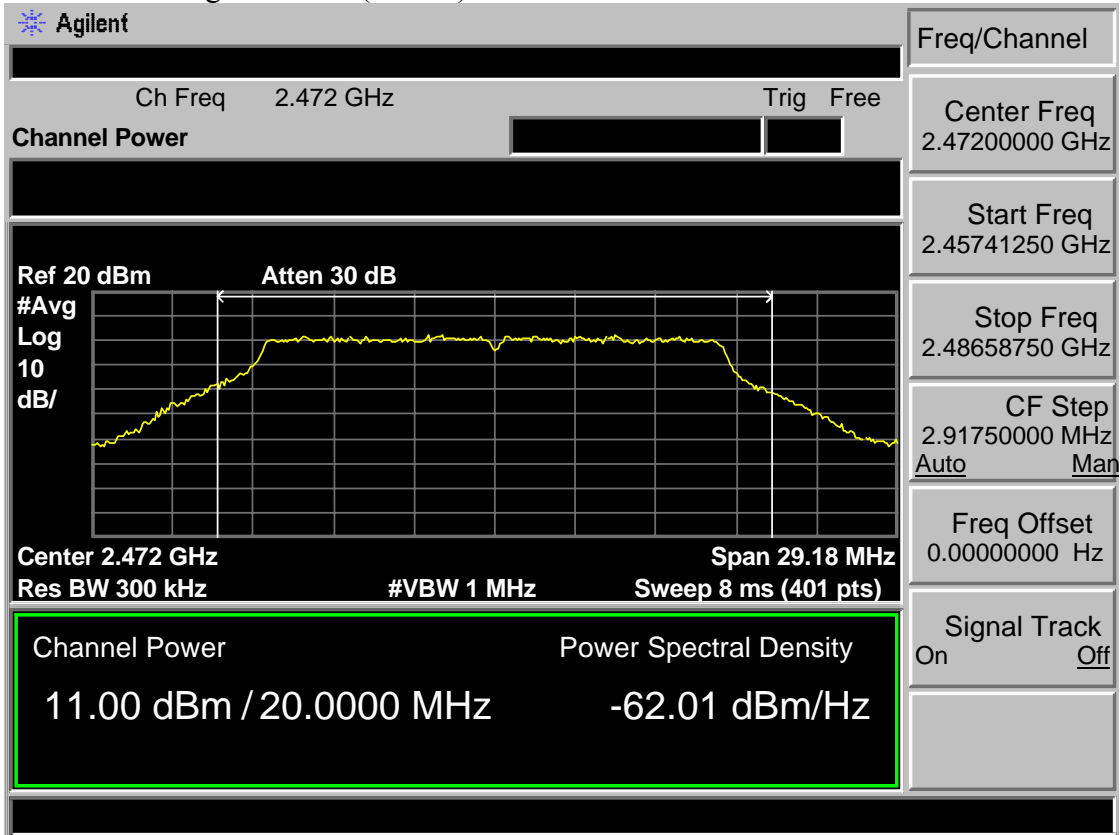
Test Mode: IEEE 802.11 g 2412MHz(ANT a)



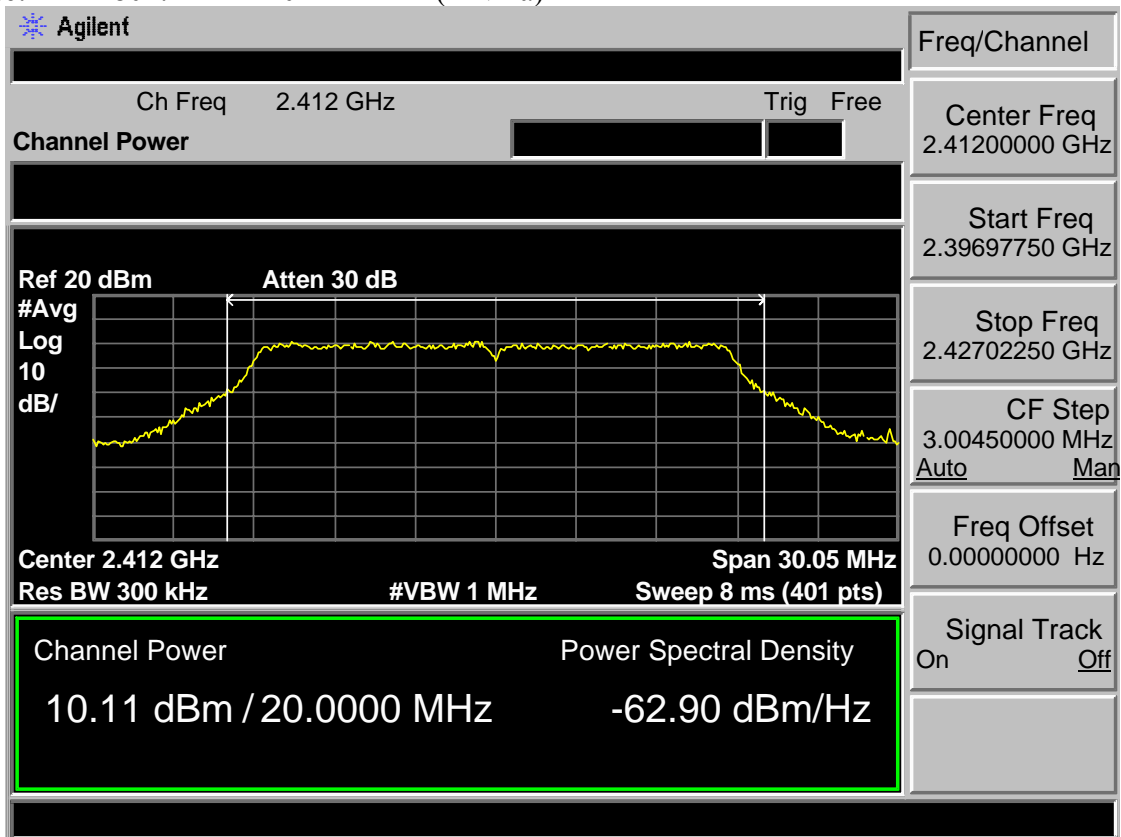
Test Mode: IEEE 802.11 g 2442MHz(ANT a)



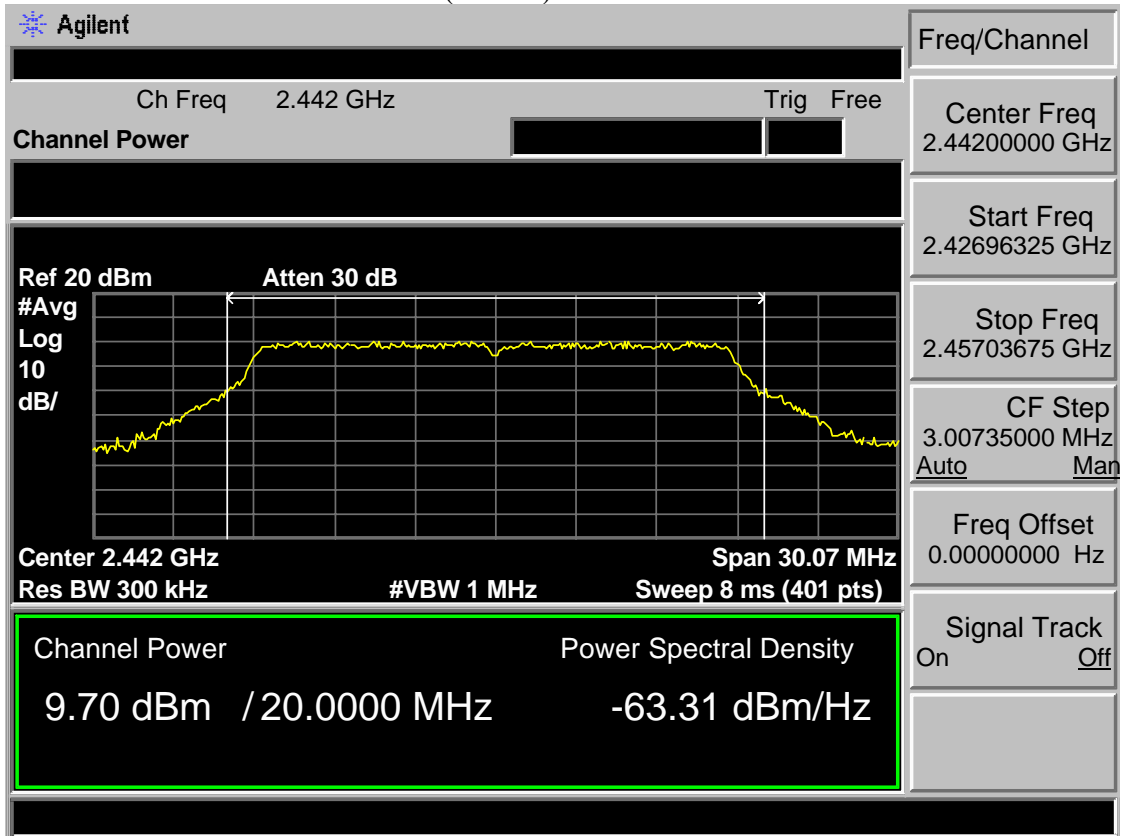
Test Mode: IEEE 802.11 g 2472MHz(ANT a)



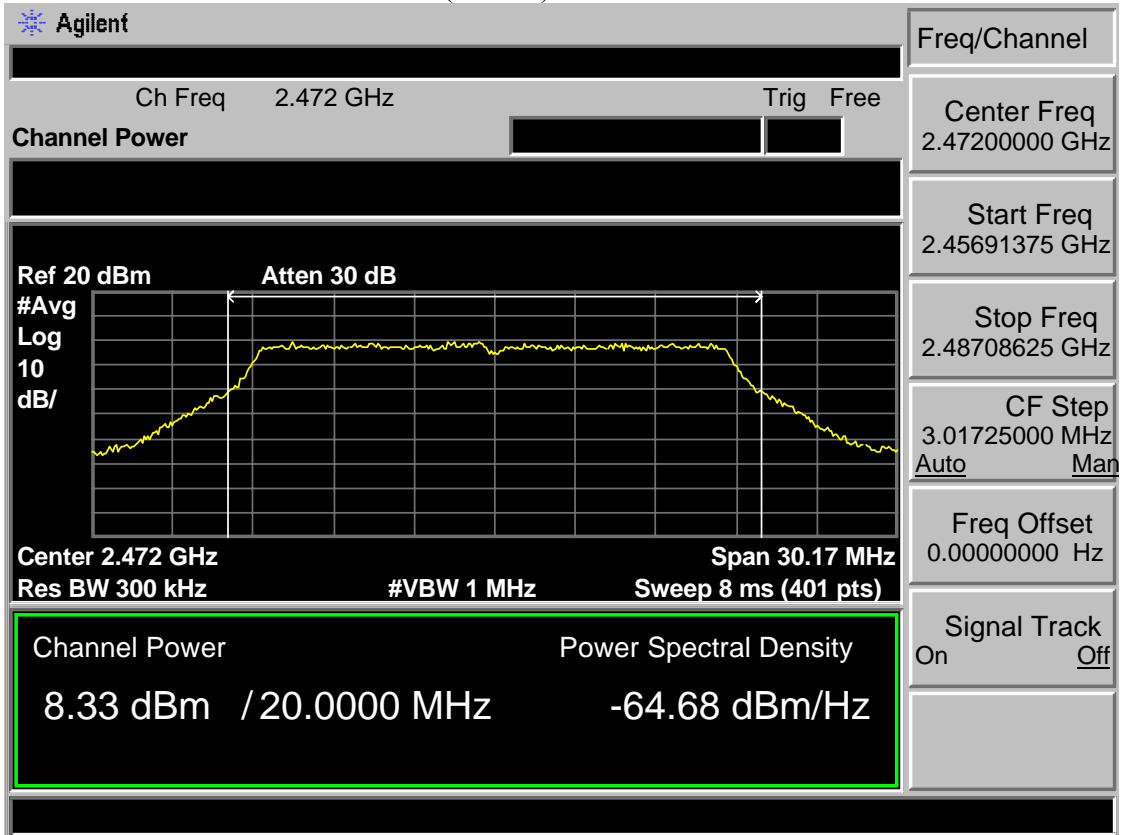
Test Mode: IEEE 802.11n HT20 2412MHz(ANT a)



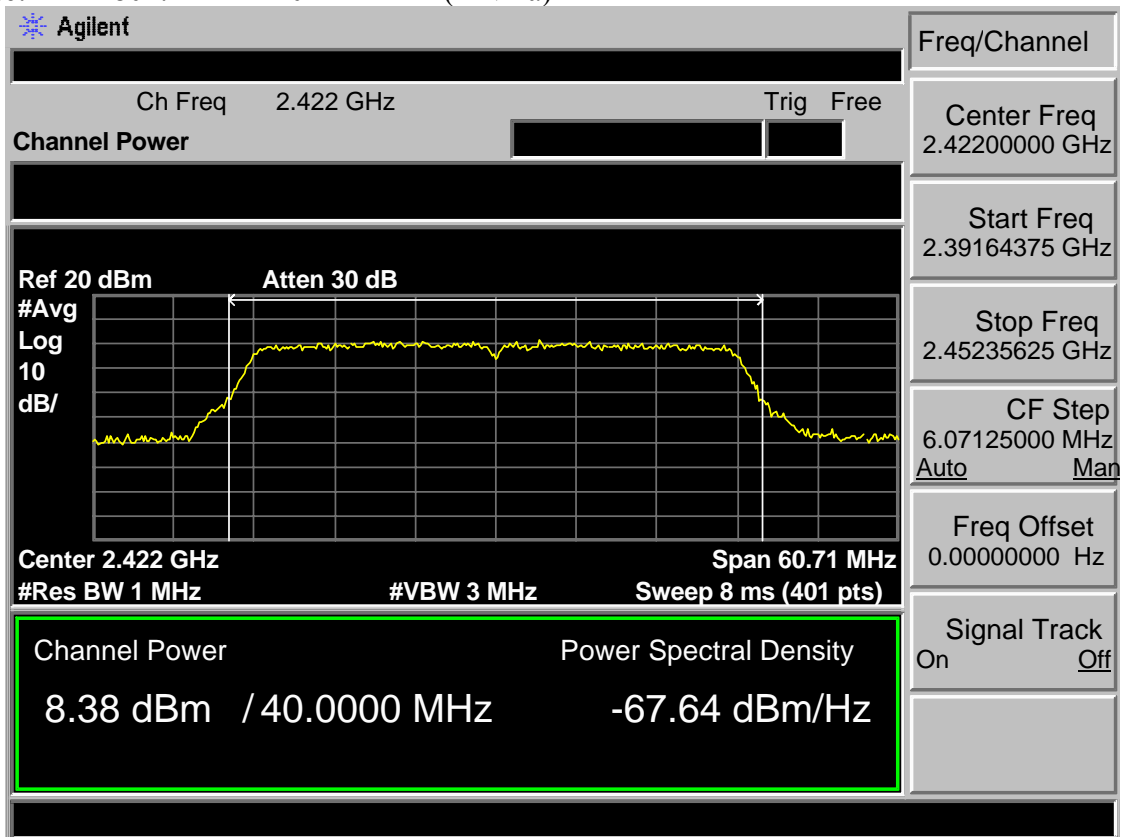
Test Mode: IEEE 802.11 n HT20 2442MHz(ANT a)



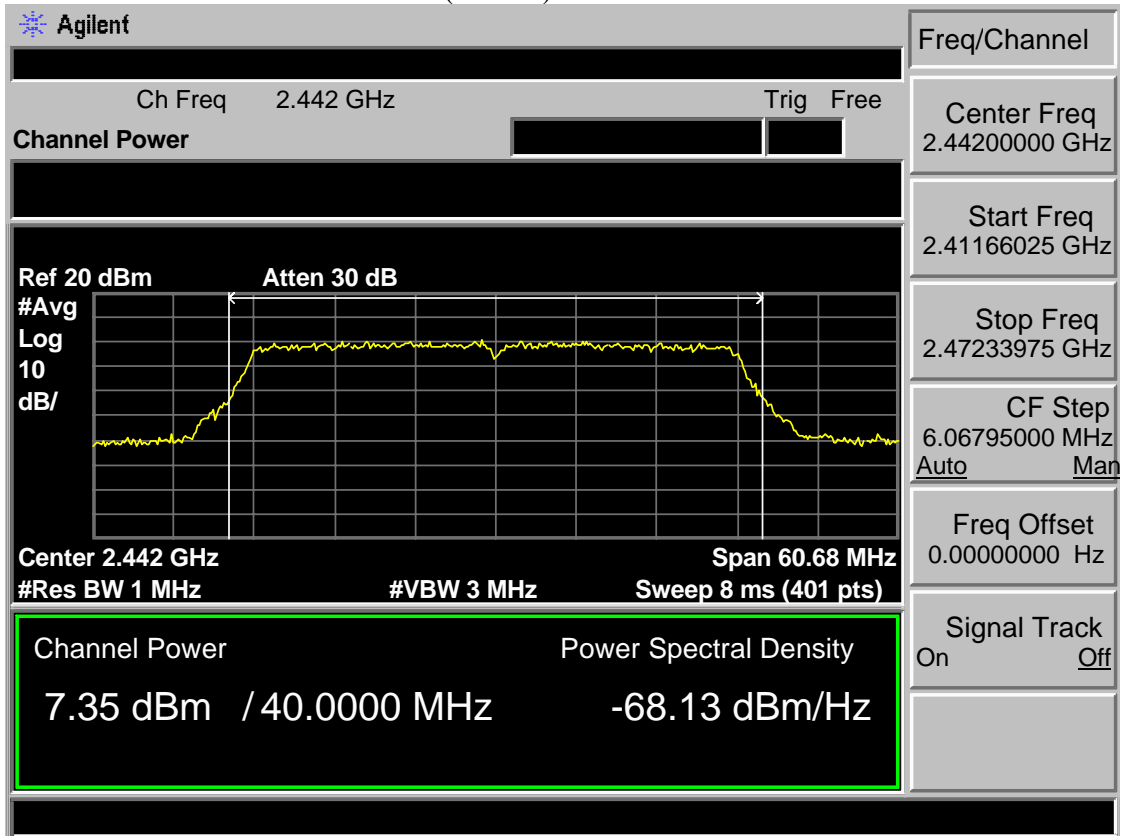
Test Mode: IEEE 802.11 n HT20 2472MHz(ANT a)



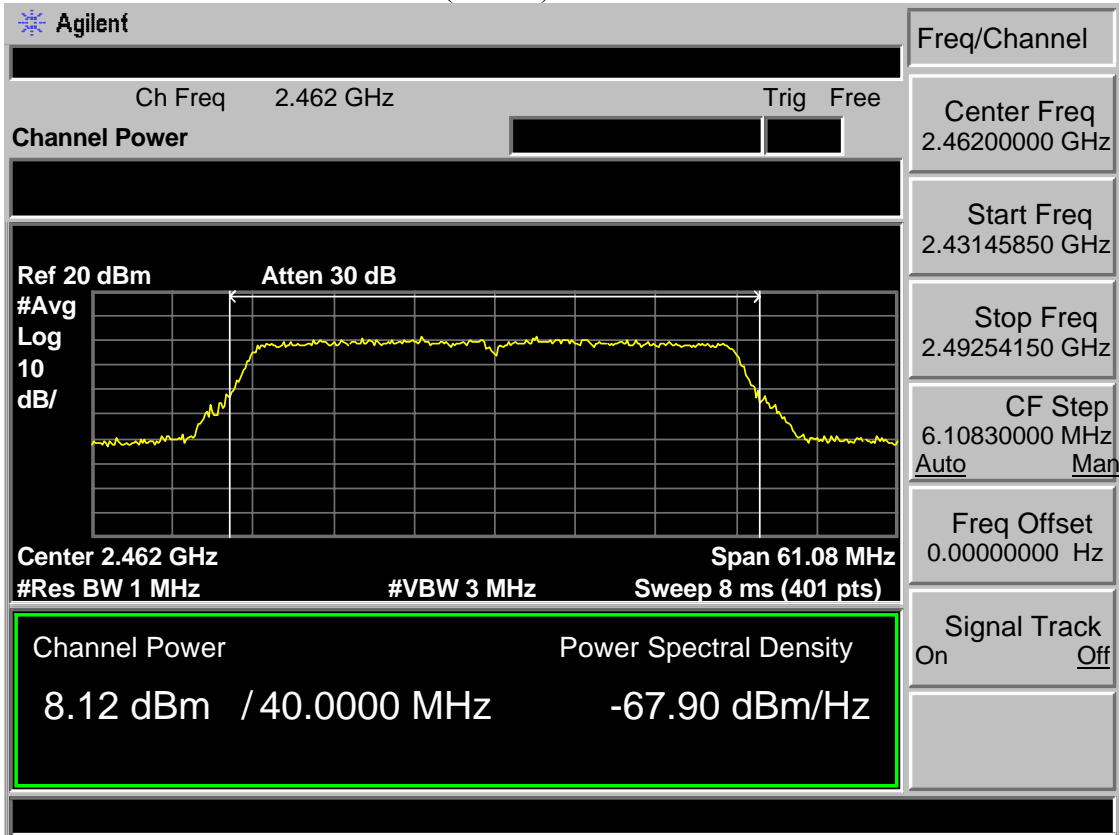
Test Mode: IEEE 802.11 n HT40 2422MHz(ANT a)



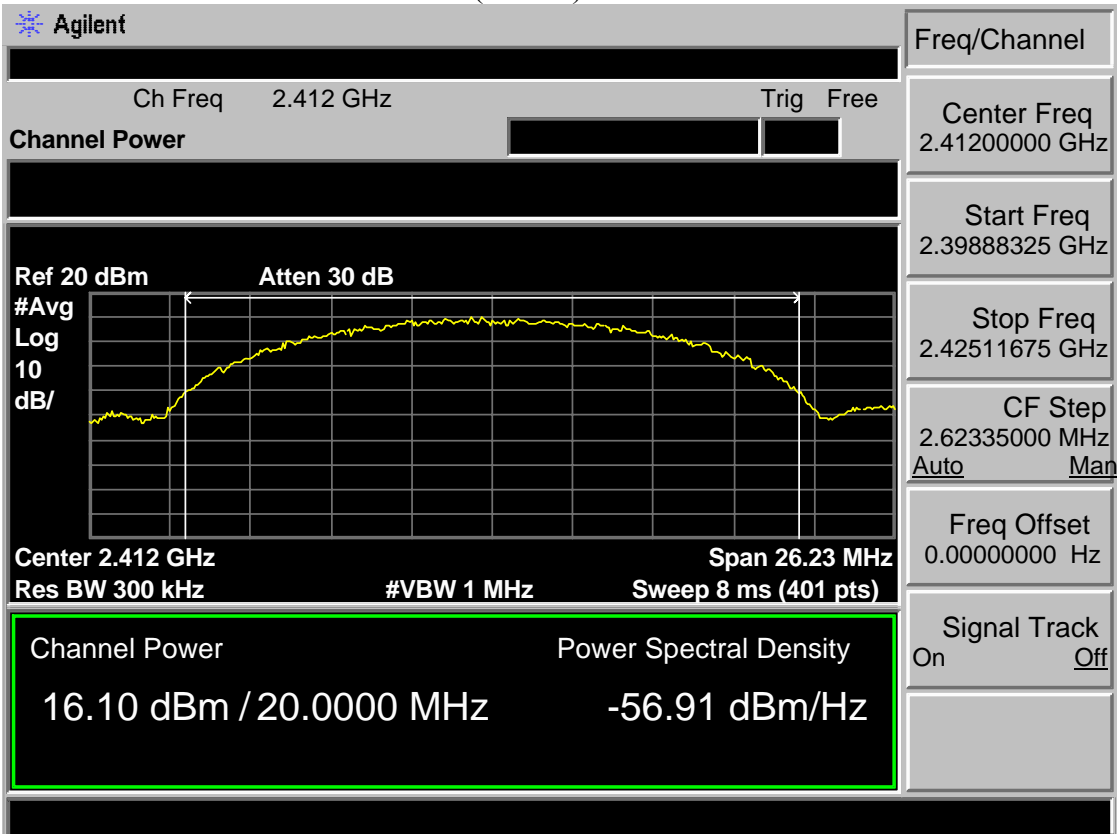
Test Mode: IEEE 802.11 n HT40 2442MHz(ANT a)



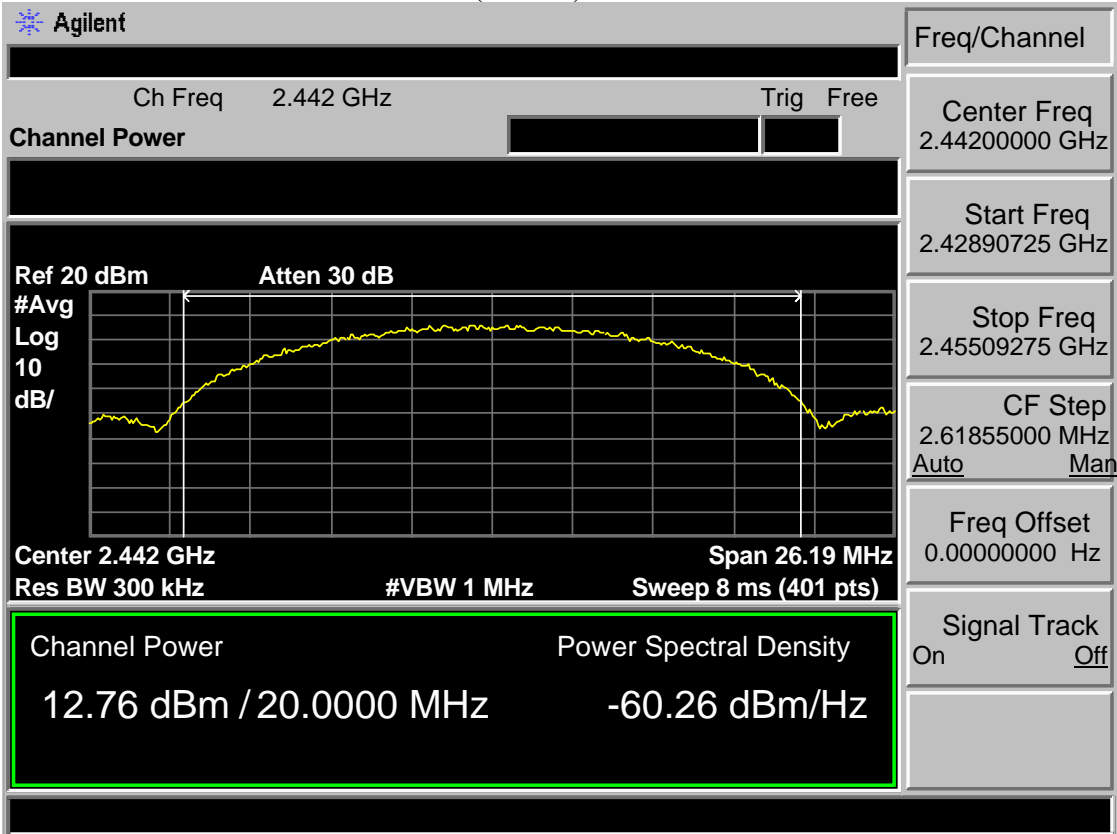
Test Mode: IEEE 802.11 n HT40 2462MHz(ANT a)



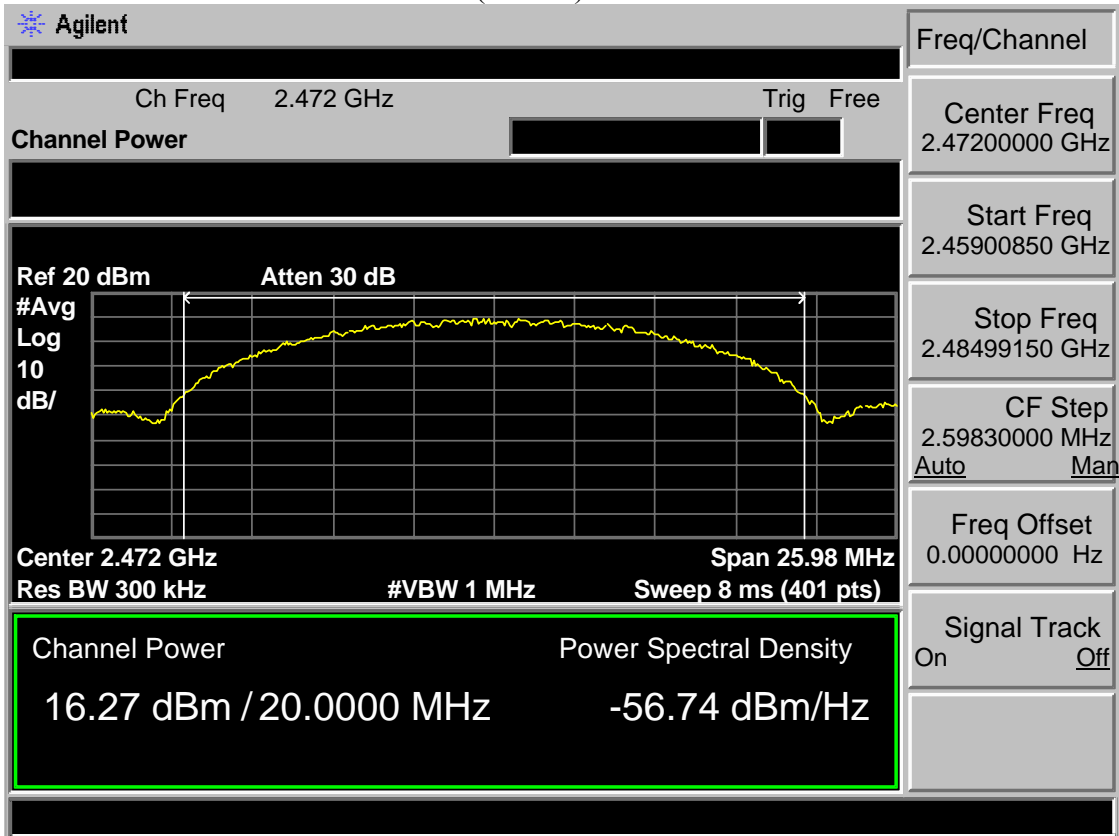
Test Mode: IEEE 802.11b 2412MHz(ANT b)



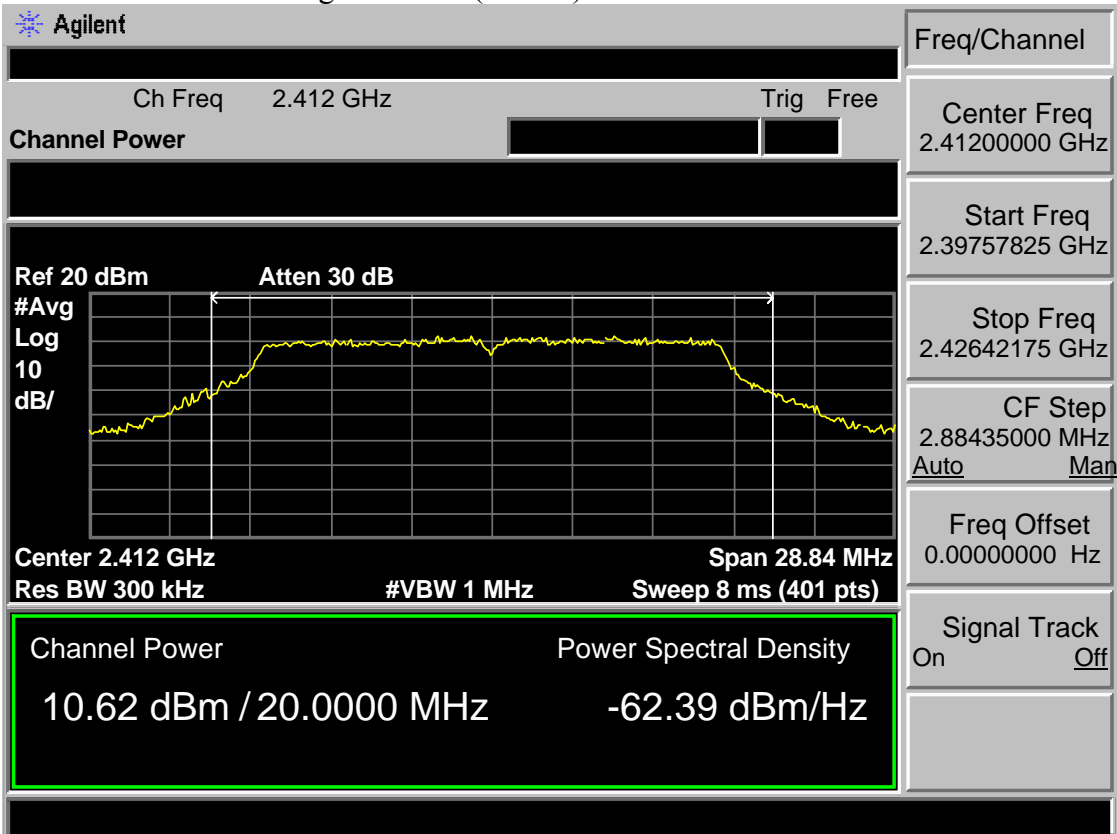
Test Mode: IEEE 802.11b 2442MHz(ANT b)



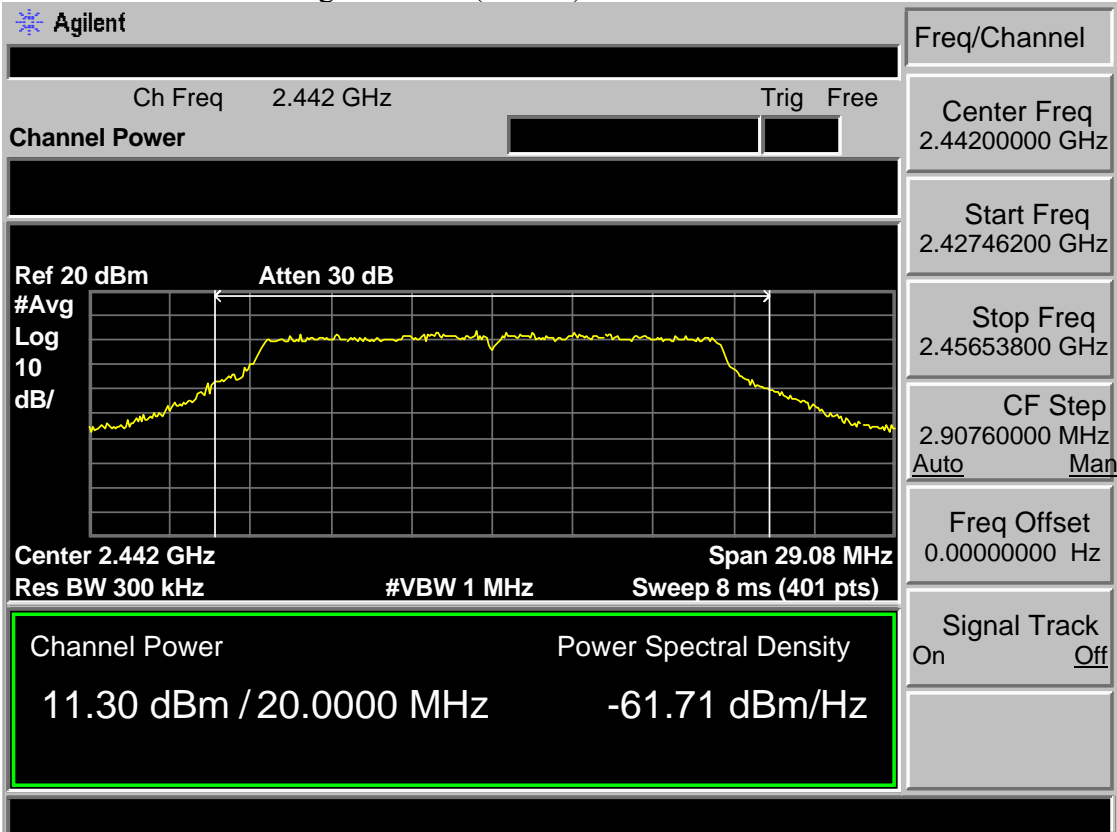
Test Mode: IEEE 802.11b 2472MHz(ANT b)



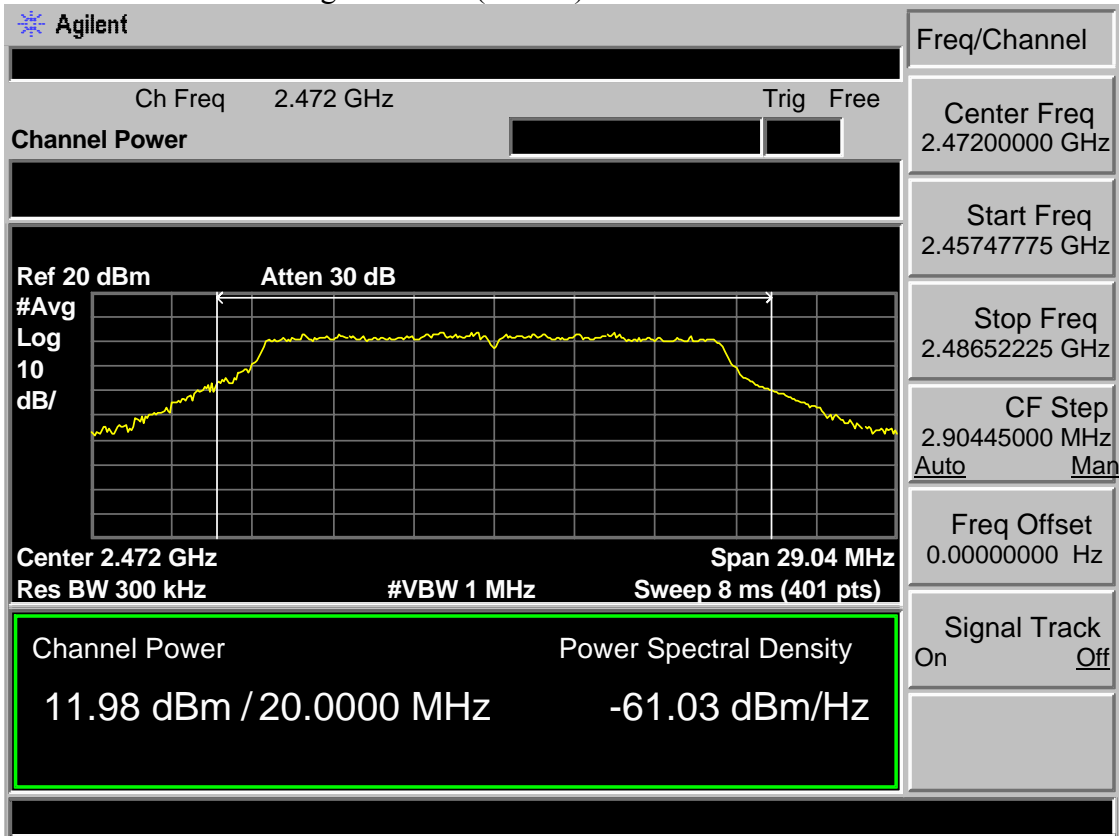
Test Mode: IEEE 802.11g 2412MHz(ANT b)



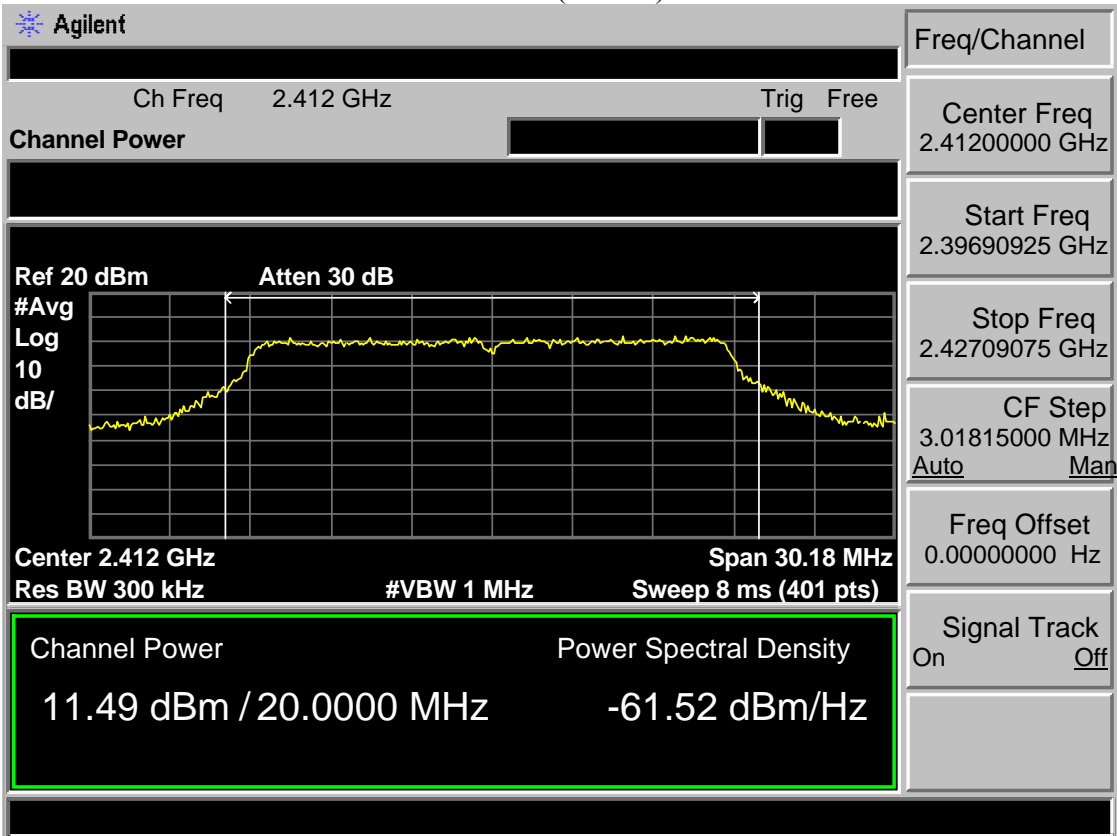
Test Mode: IEEE 802.11g 2442MHz(ANT b)



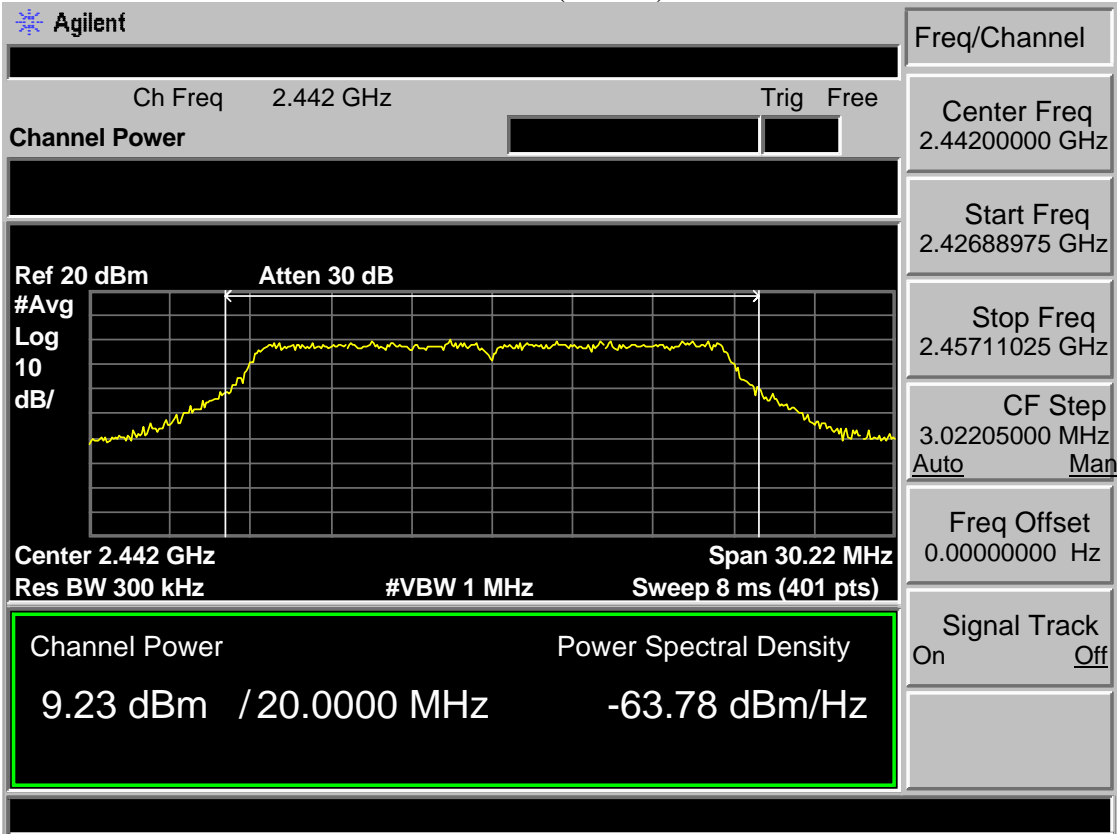
Test Mode: IEEE 802.11g 2472MHz(ANT b)



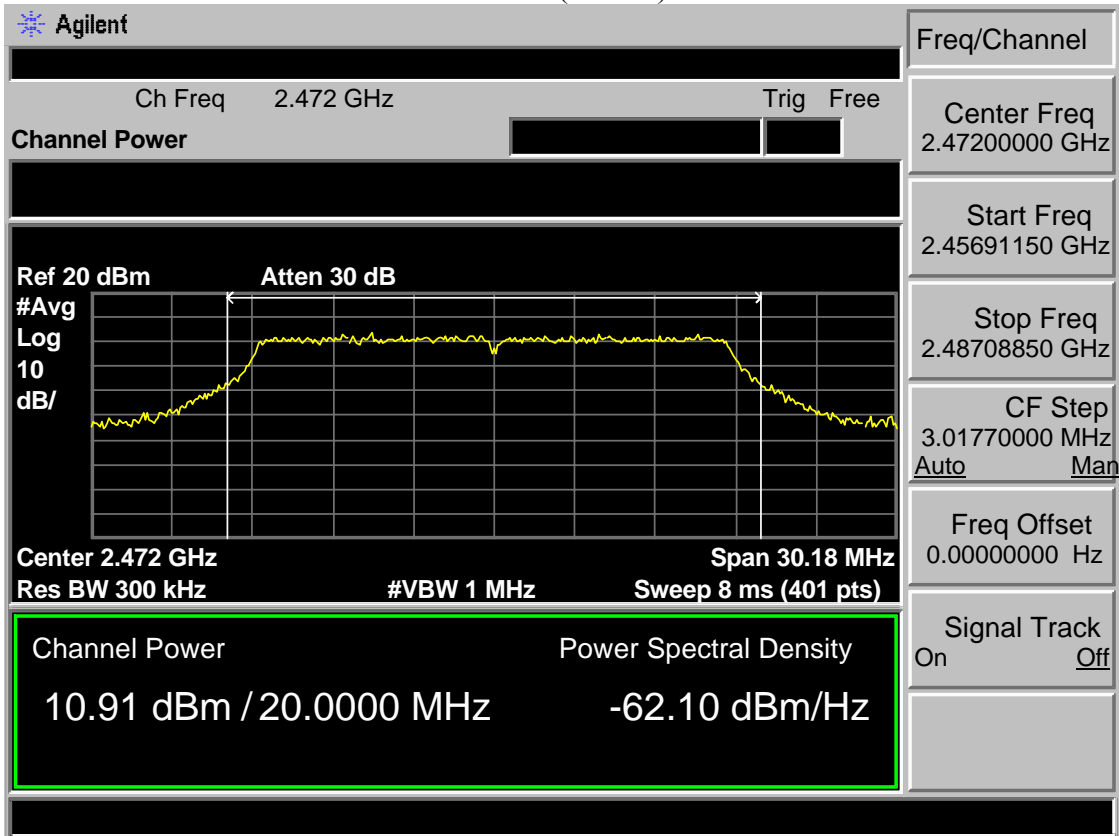
Test Mode: IEEE 802.11n HT20 2412MHz(ANT b)



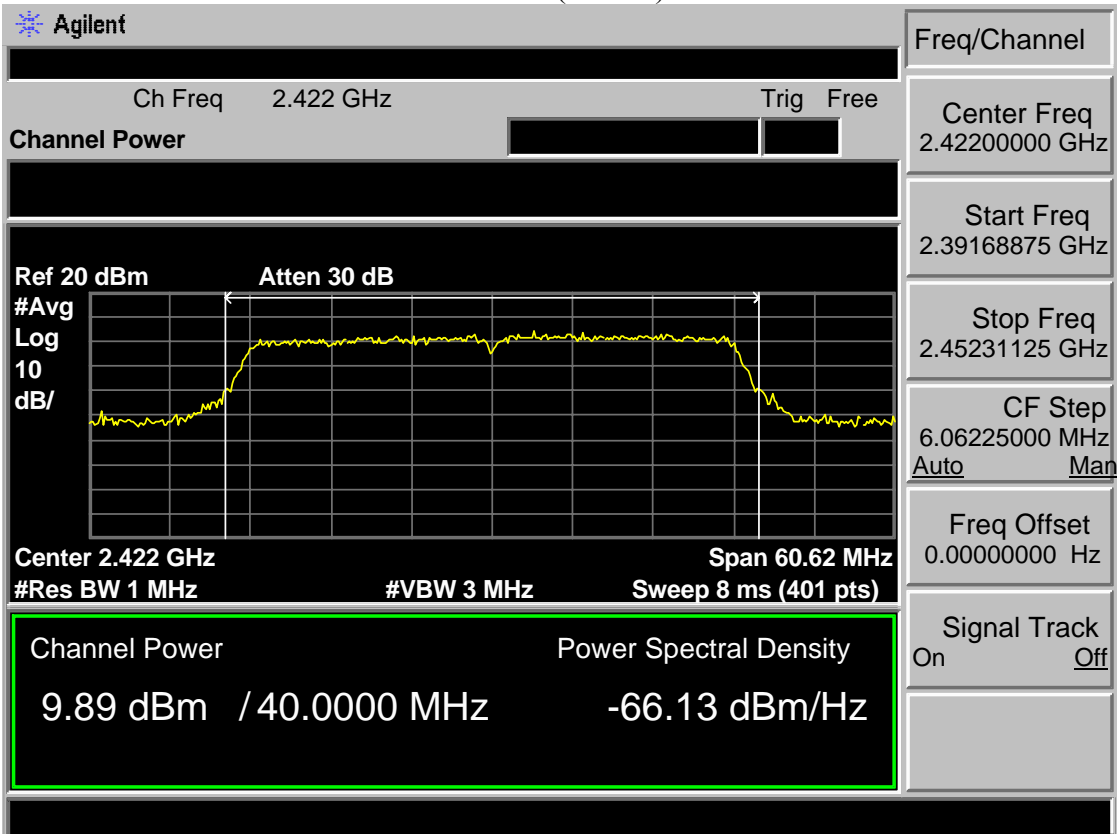
Test Mode: IEEE 802.11n HT20 2442MHz(ANT b)



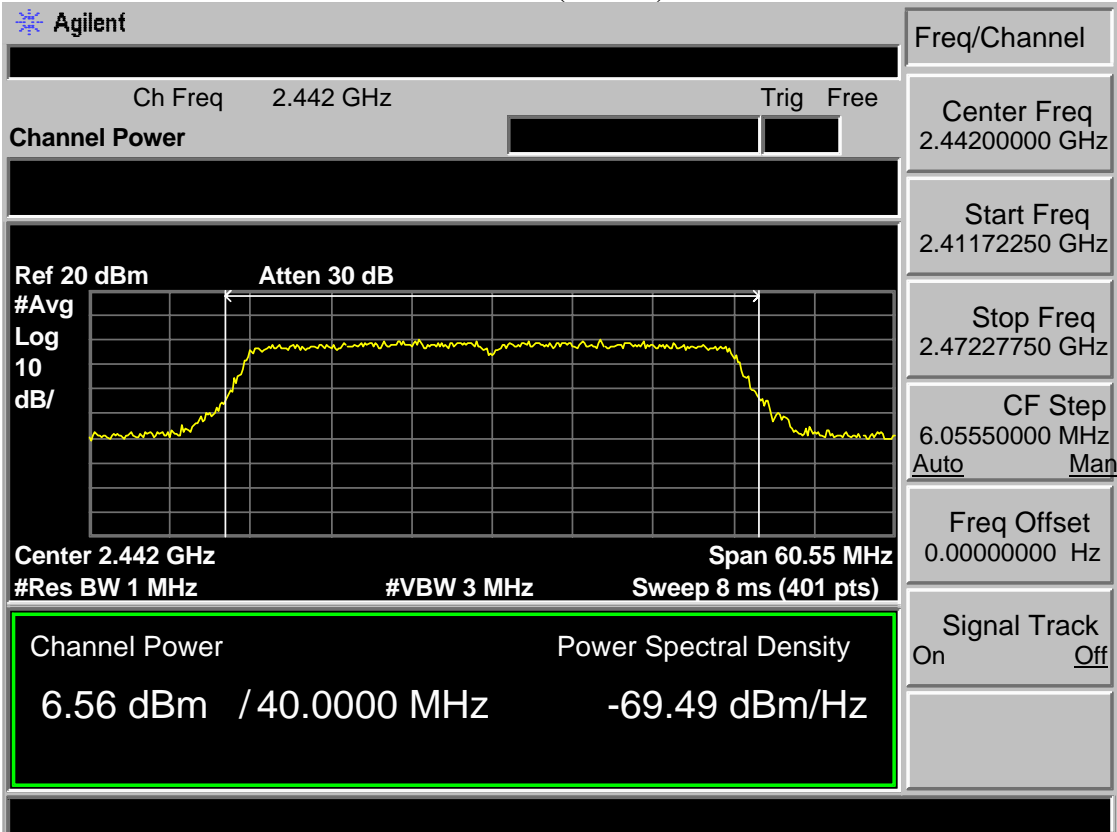
Test Mode: IEEE 802.11n HT20 2472MHz(ANT b)



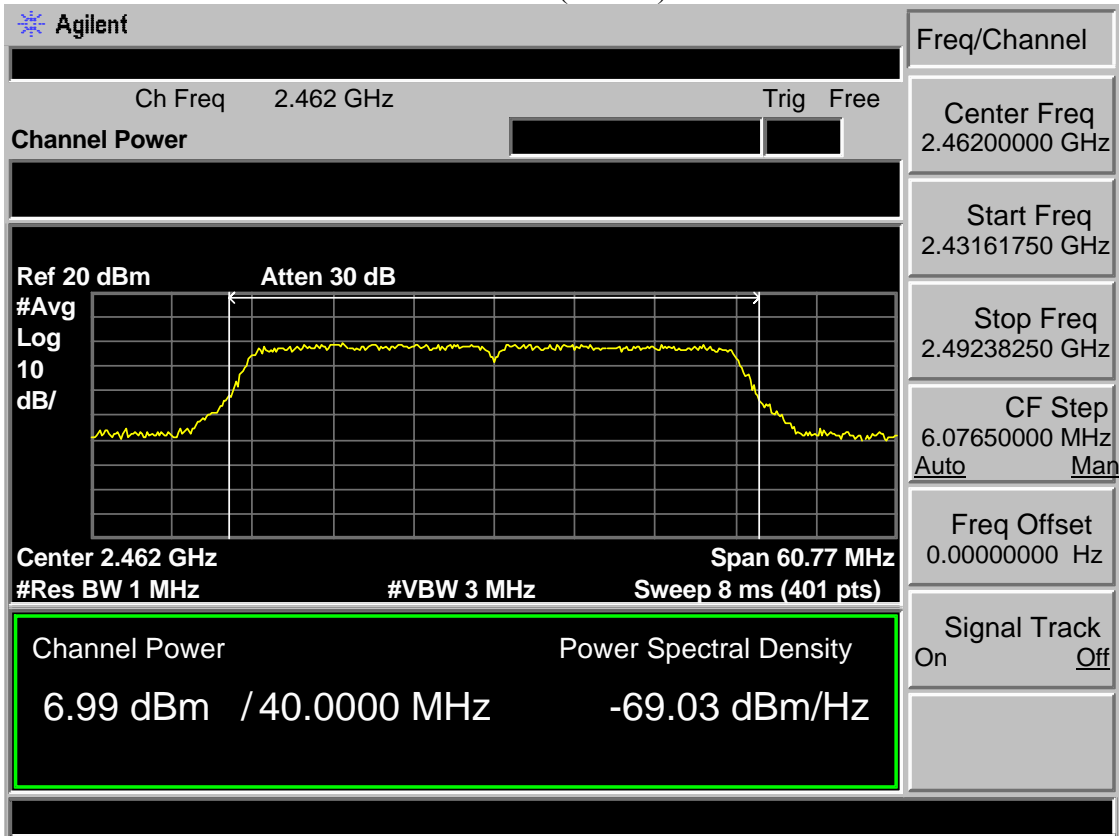
Test Mode: IEEE 802.11n HT40 2422MHz(ANT b)



Test Mode: IEEE 802.11n HT40 2442MHz(ANT b)



Test Mode: IEEE 802.11n HT40 2462MHz(ANT b)



8 POWER SPECTRAL DENSITY TEST

8.1 Limit

For digitally modulated systems, the power spectral density conducted from the intentional radiator to the antenna shall not be greater than 8dBm in any 3kHz band during any time interval of continuous transmission.

8.2 Test Procedure

- 1, Connected the EUT's antenna port to spectrum analyzer device.

- 2, Follow the test procedure as described in KDB 558074
 - (1). Set analyzer center frequency to DTS channel center frequency.
 - (2). Set the span to 1.5 times the DTS bandwidth.
 - (3). Set the RBW to: $3 \text{ kHz} \leq \text{RBW} \leq 100 \text{ kHz}$.
 - (4). Set the VBW $\geq 3 \text{ RBW}$.
 - (5). Detector = peak.
 - (6). Sweep time = auto couple.
 - (7). Trace mode = max hold.
 - (8). Allow trace to fully stabilize.
 - (9). Use the peak marker function to determine the maximum amplitude level.
 - (10). If measured value exceeds limit, reduce RBW (no less than 3 kHz) and repeat.

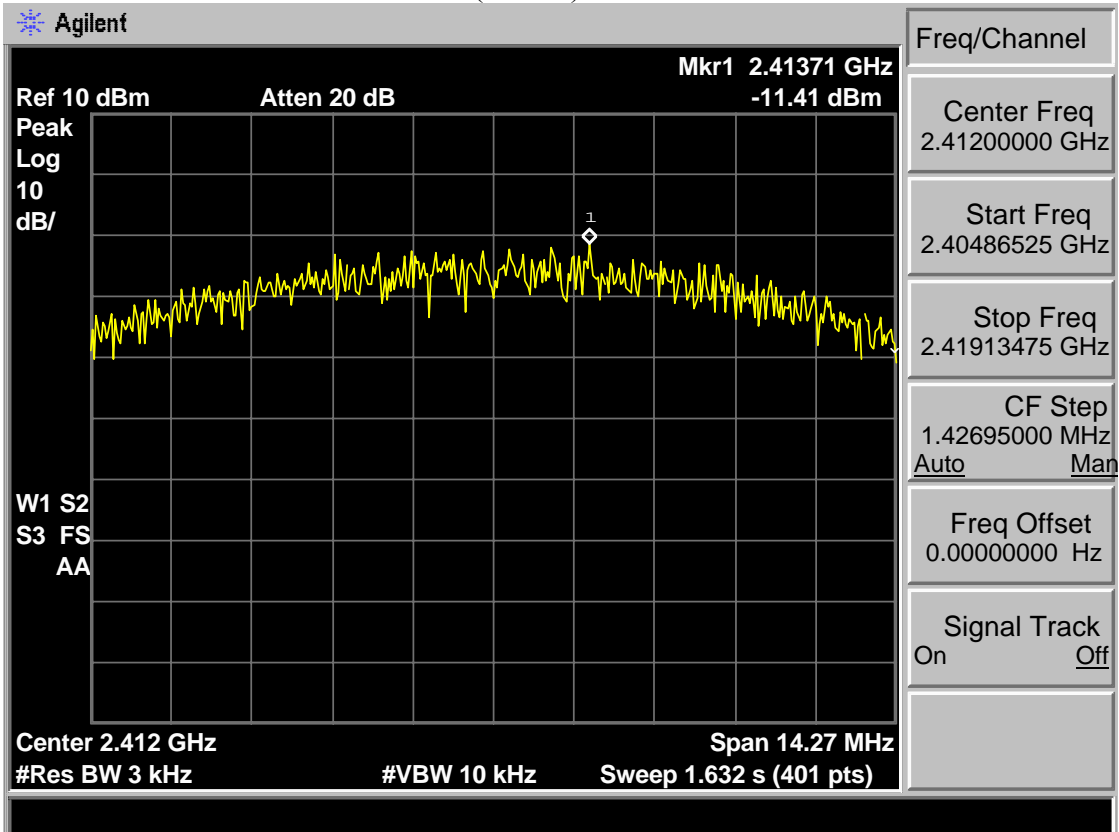
8.3 Test Result

EUT: LED TV			
M/N: WE75NC4210			
Test date: 2015-08-04		Tested by: Tony Tang	Test site: RF site
Pass			
Test Mode	CH	Power density (dBm/3kHz)	Limit (dBm/3kHz)
IEEE 802.11 b (ANT a)	CH1	-11.41	8
	CH7	-11.18	8
	CH13	-10.74	8
IEEE 802.11 g (ANT a)	CH1	-15.77	8
	CH7	-16.01	8
	CH13	-15.76	8
IEEE 802.11 b (ANT b)	CH1	-13.85	8
	CH7	-13.95	8
	CH13	-13.82	8
IEEE 802.11 g (ANT b)	CH1	-17.16	8
	CH7	-18.17	8
	CH13	-18.43	8
Conclusion: PASS			

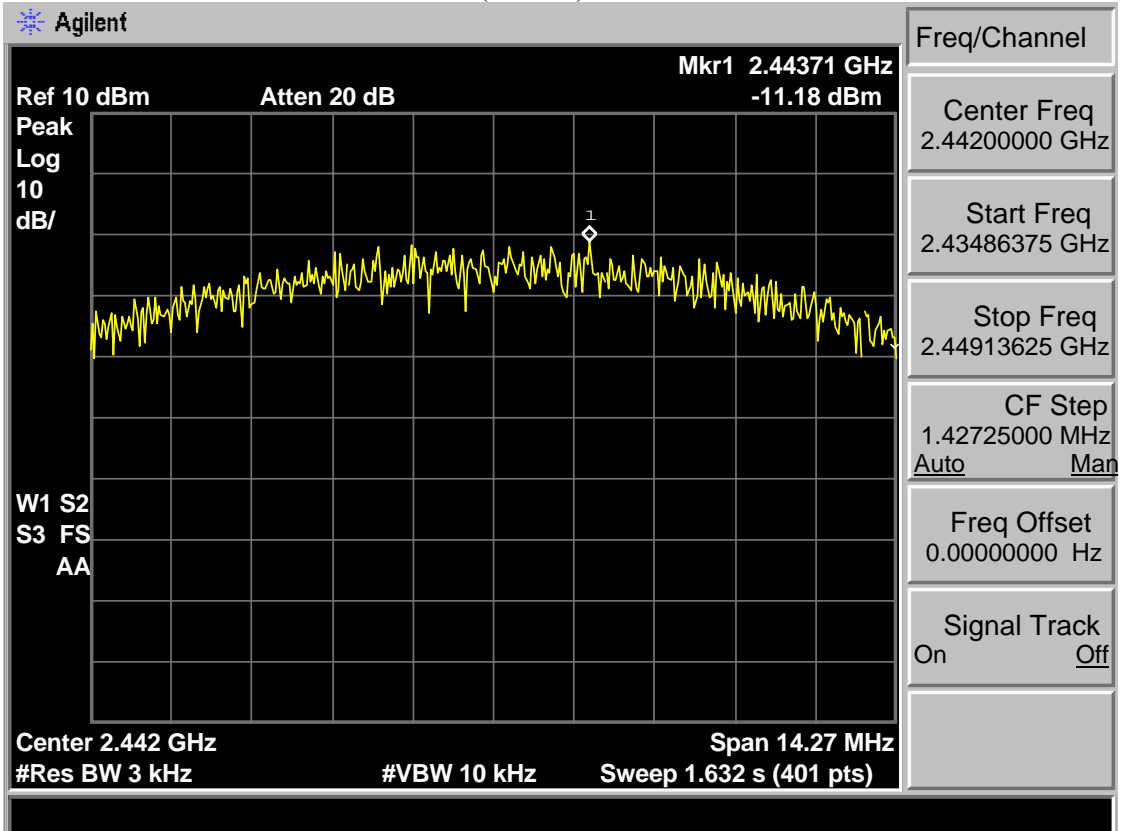
EUT:LED TV						
M/N: WE75NC4210						
Test Date:2015-08-04				Tested by: Tony		
Test site: RF site				Test result: Pass		
Test Mode	CH				Limit (dBm/3kHz)	Result
		ANT 1	ANT 2	Power density (dBm/3 kHz)		
IEEE 802.11n (HT20)	CH1	-16.19	-17.29	-13.70	8	Pass
	CH7	-17.12	-15.99	-13.51		Pass
	CH13	-18.00	-18.04	-15.01		Pass
IEEE 802.11n (HT40)	CH1	-19.92	-21.34	-17.56		Pass
	CH5	-20.40	-20.93	-17.65		Pass
	CH9	-20.26	-22.48	-18.22		Pass

8.4 Test Data

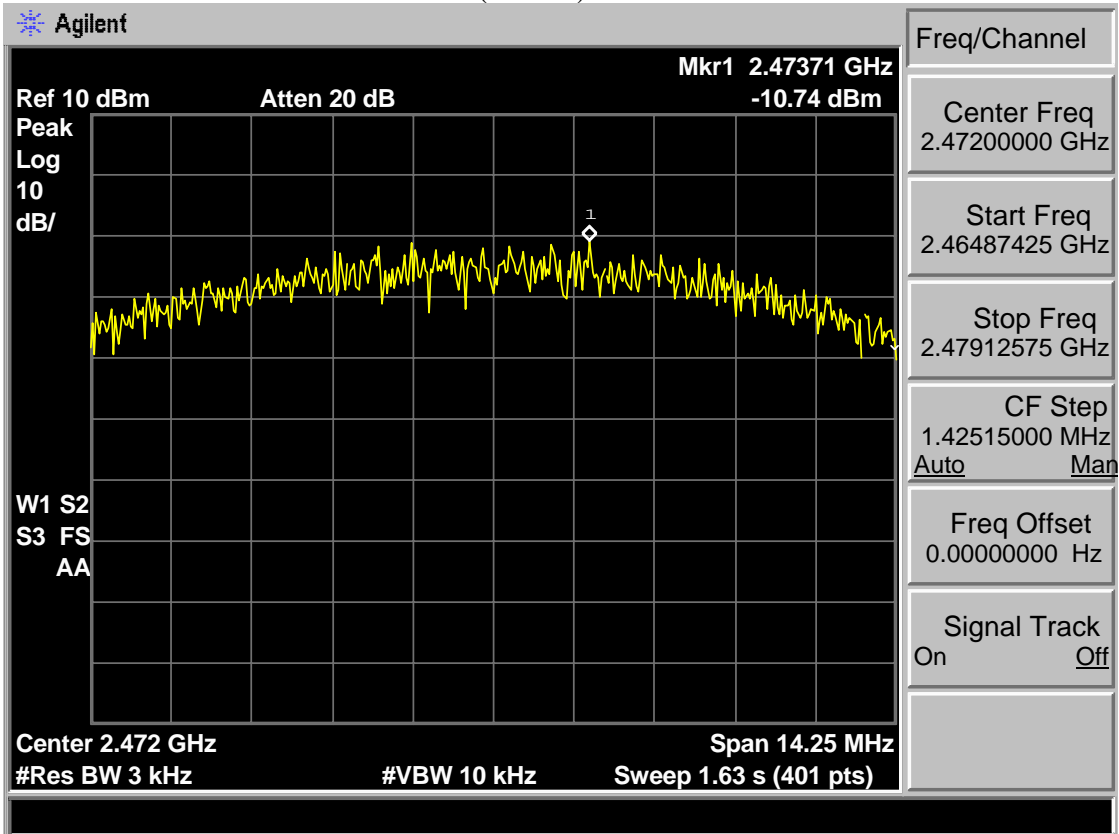
Test Mode: IEEE 802.11b 2412MHz(ANT a)



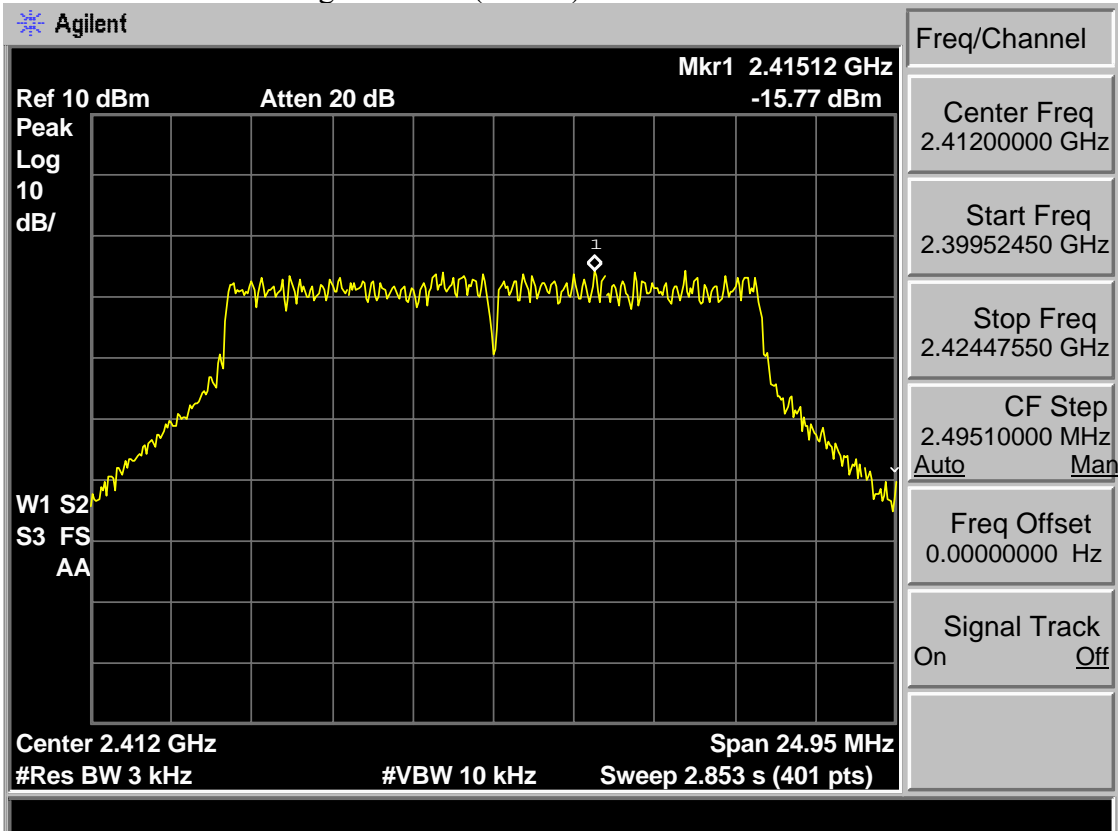
Test Mode: IEEE 802.11b 2442MHz(ANT a)



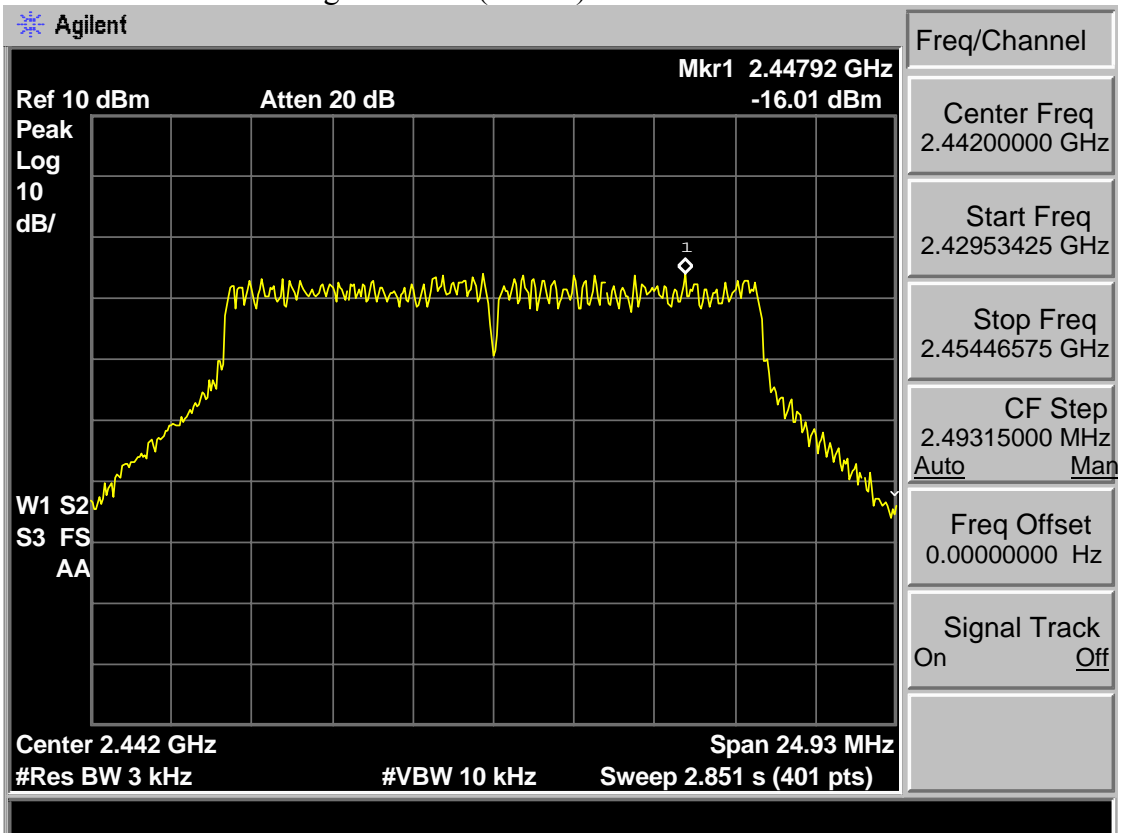
Test Mode: IEEE 802.11b 2472MHz(ANT a)



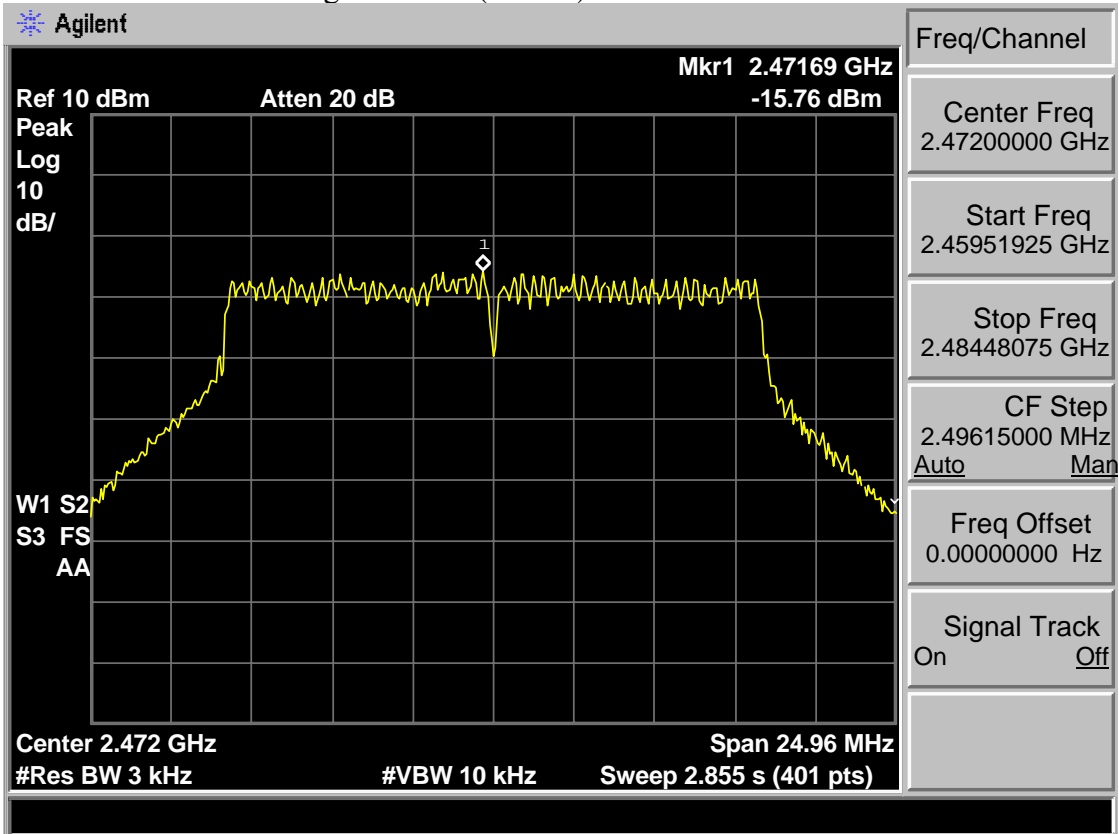
Test Mode: IEEE 802.11g 2412MHz(ANT a)



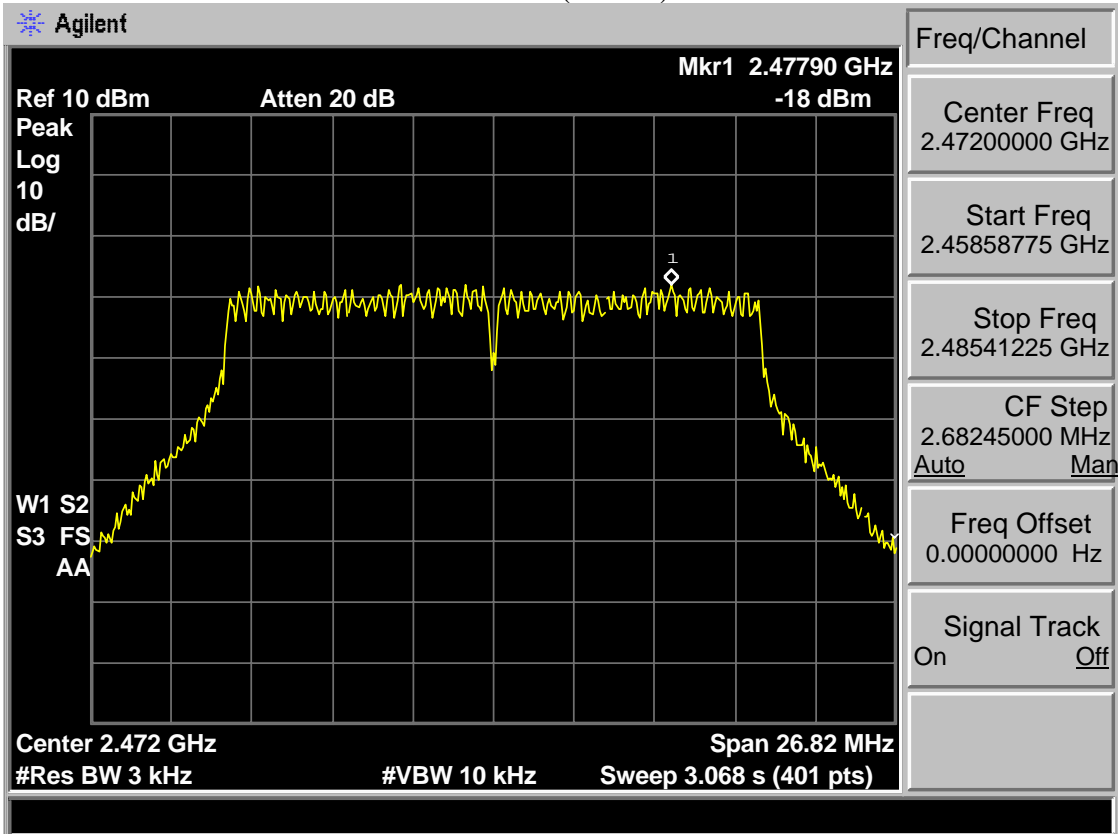
Test Mode: IEEE 802.11g 2442MHz(ANT a)



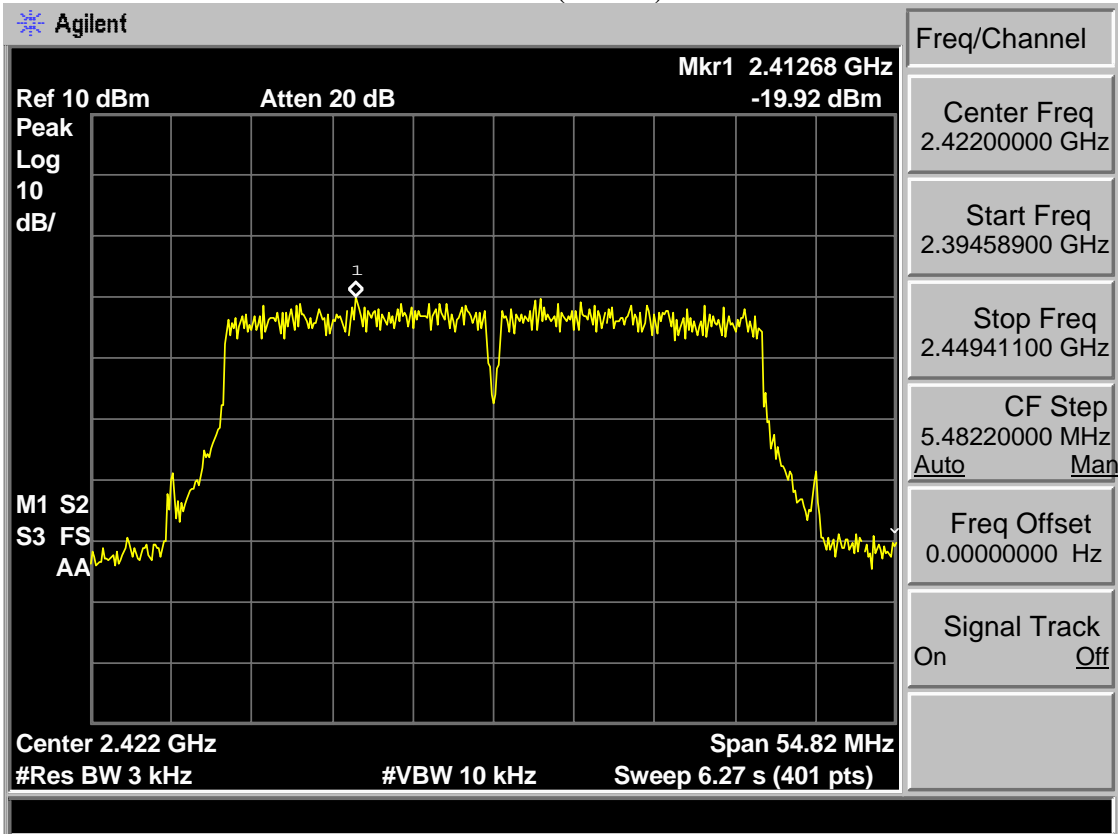
Test Mode: IEEE 802.11g 2472MHz(ANT a)



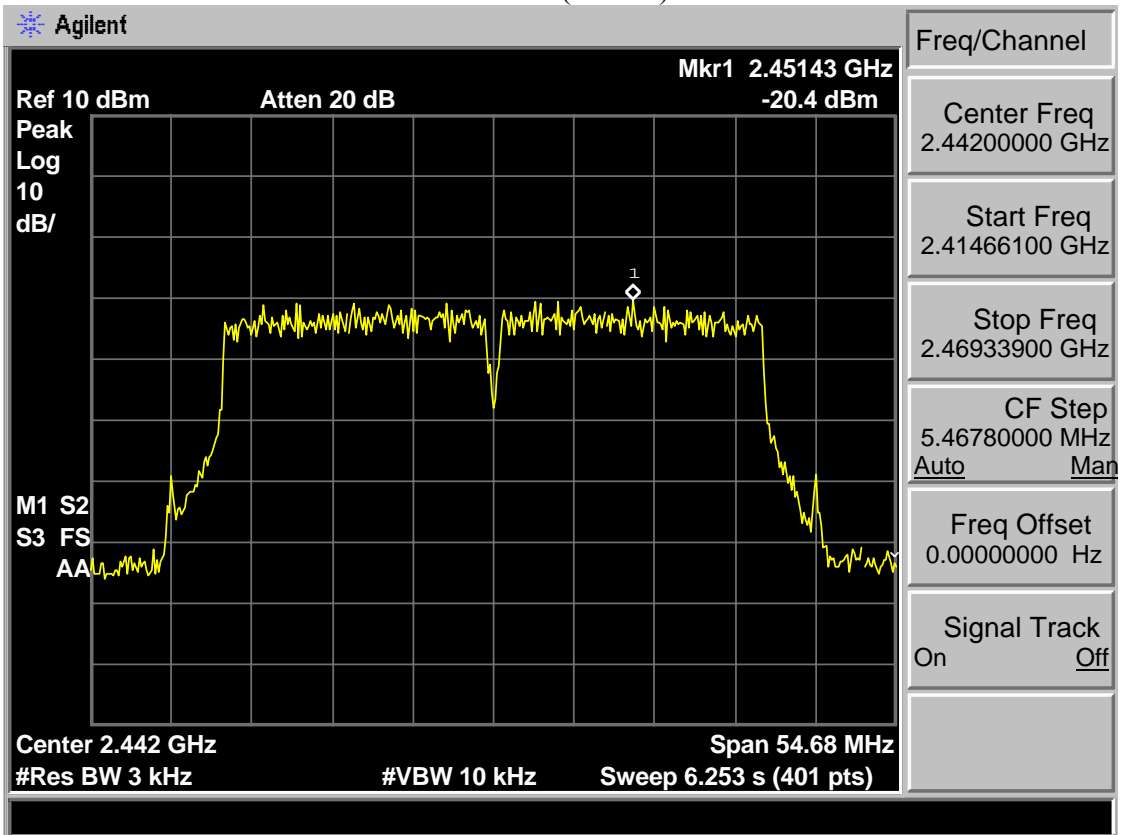
Test Mode: IEEE 802.11n HT20 2472MHz(ANT a)



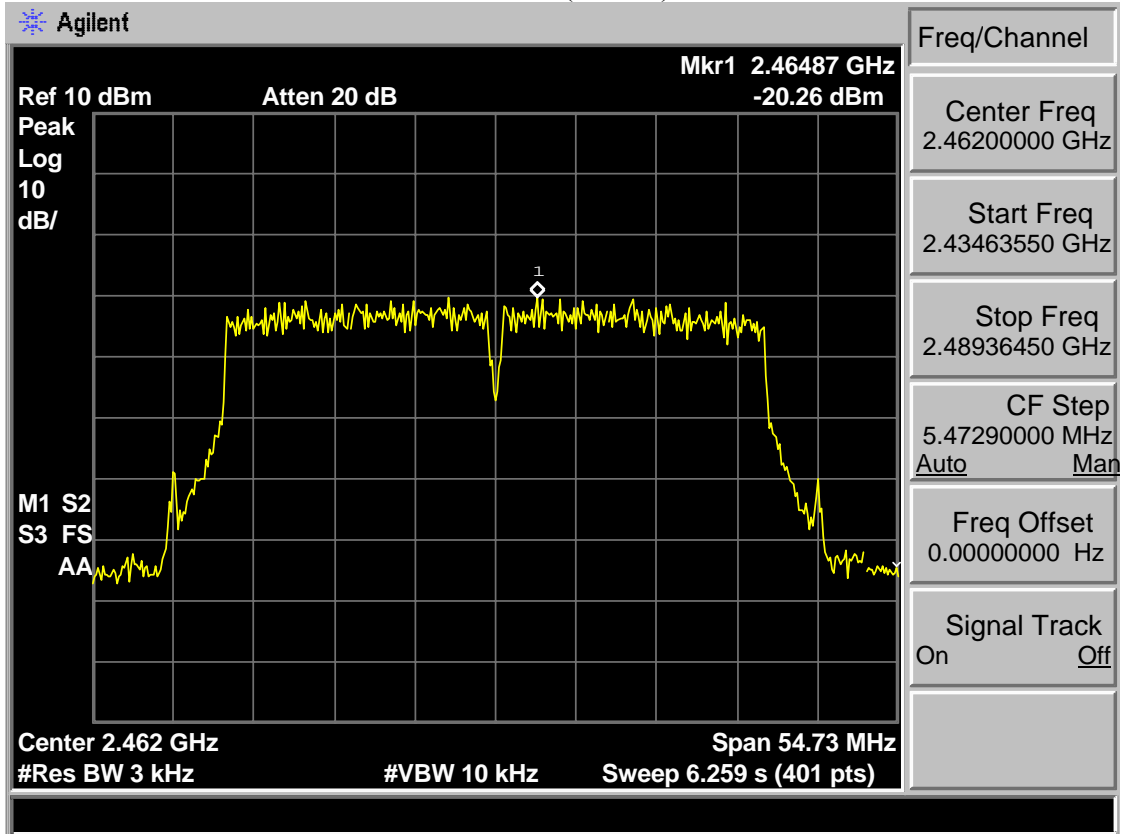
Test Mode: IEEE 802.11n HT40 2422MHz(ANT a)



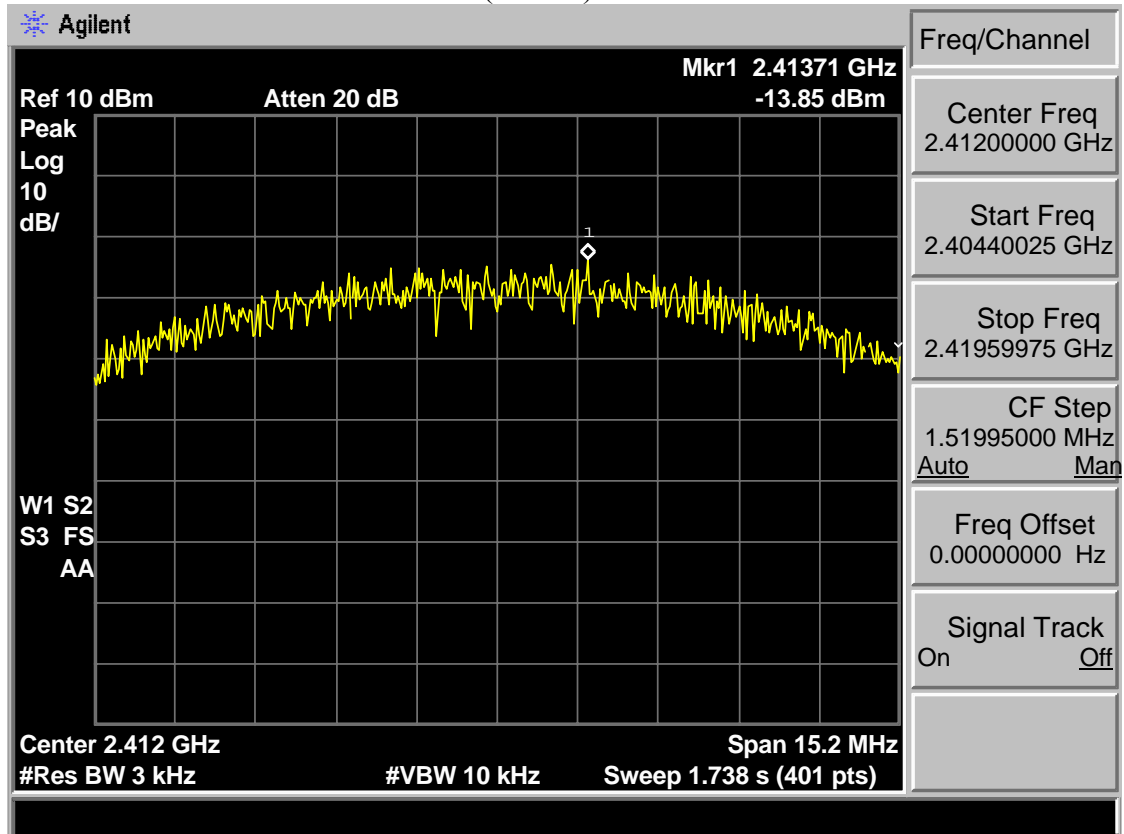
Test Mode: IEEE 802.11n HT40 2442MHz(ANT a)



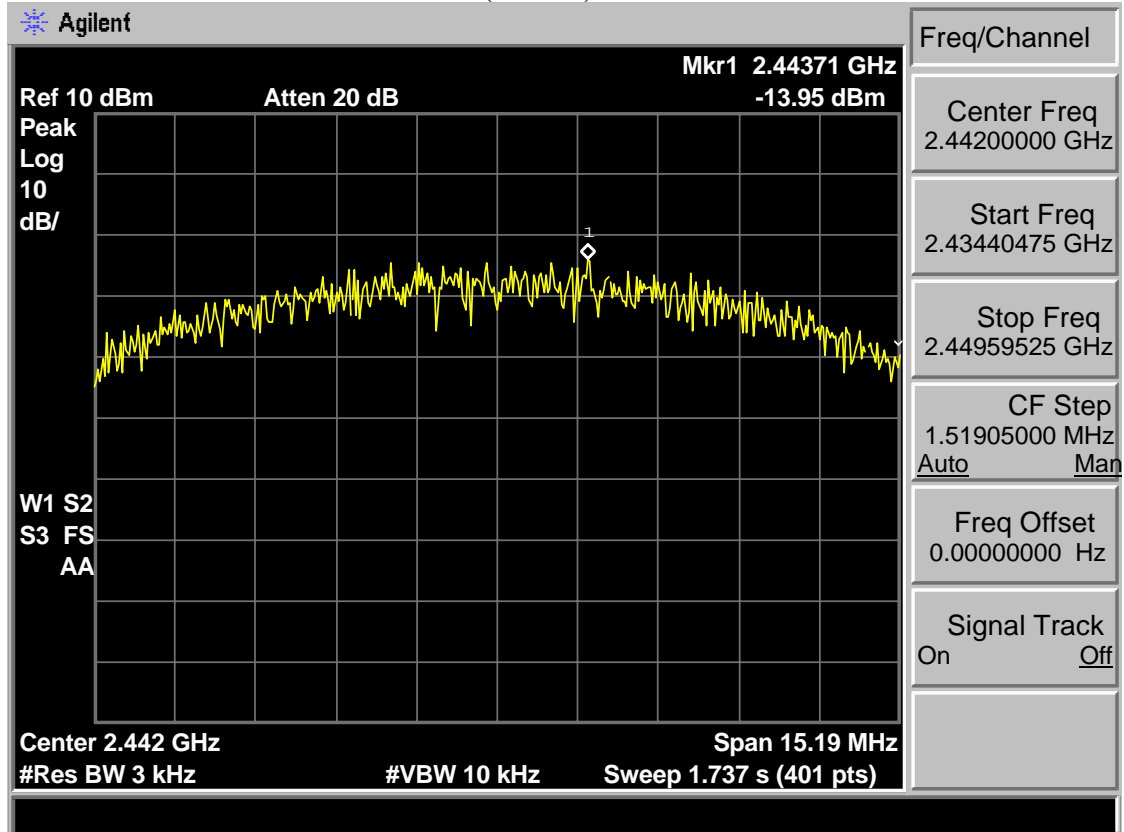
Test Mode: IEEE 802.11n HT40 2462MHz(ANT a)



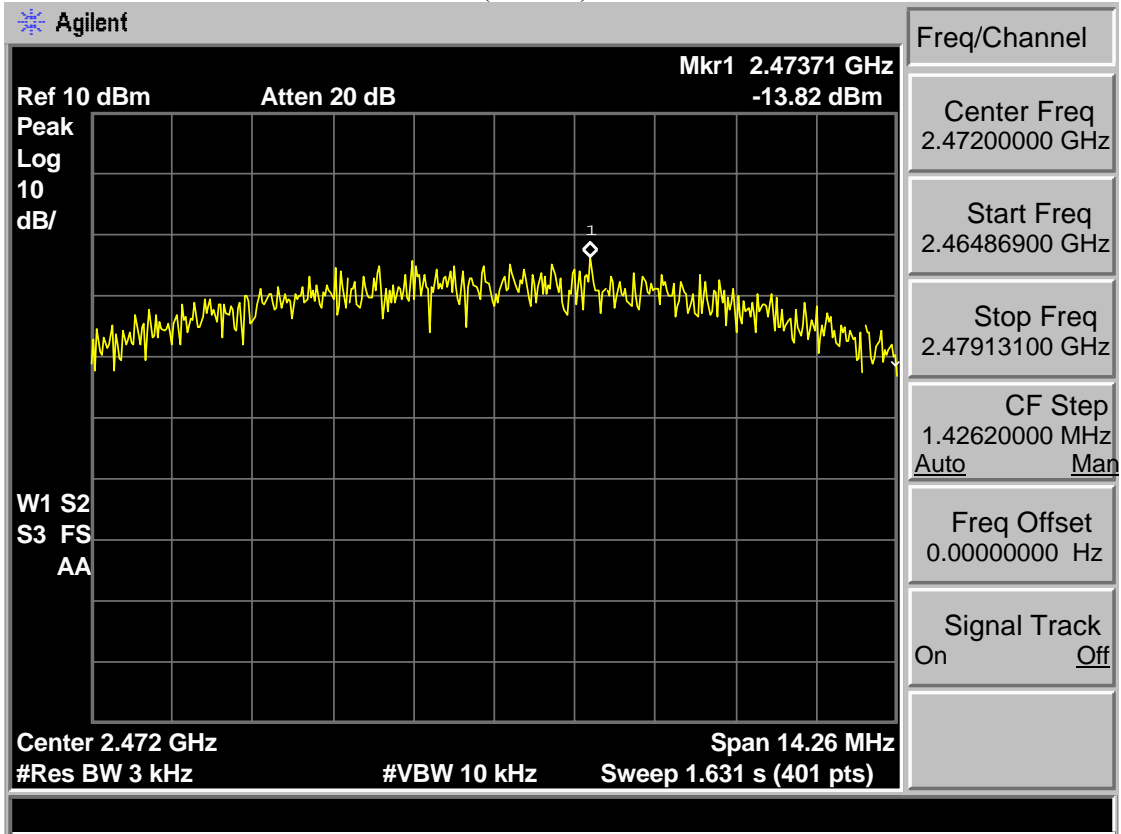
Test Mode: IEEE 802.11b 2412MHz(ANT b)



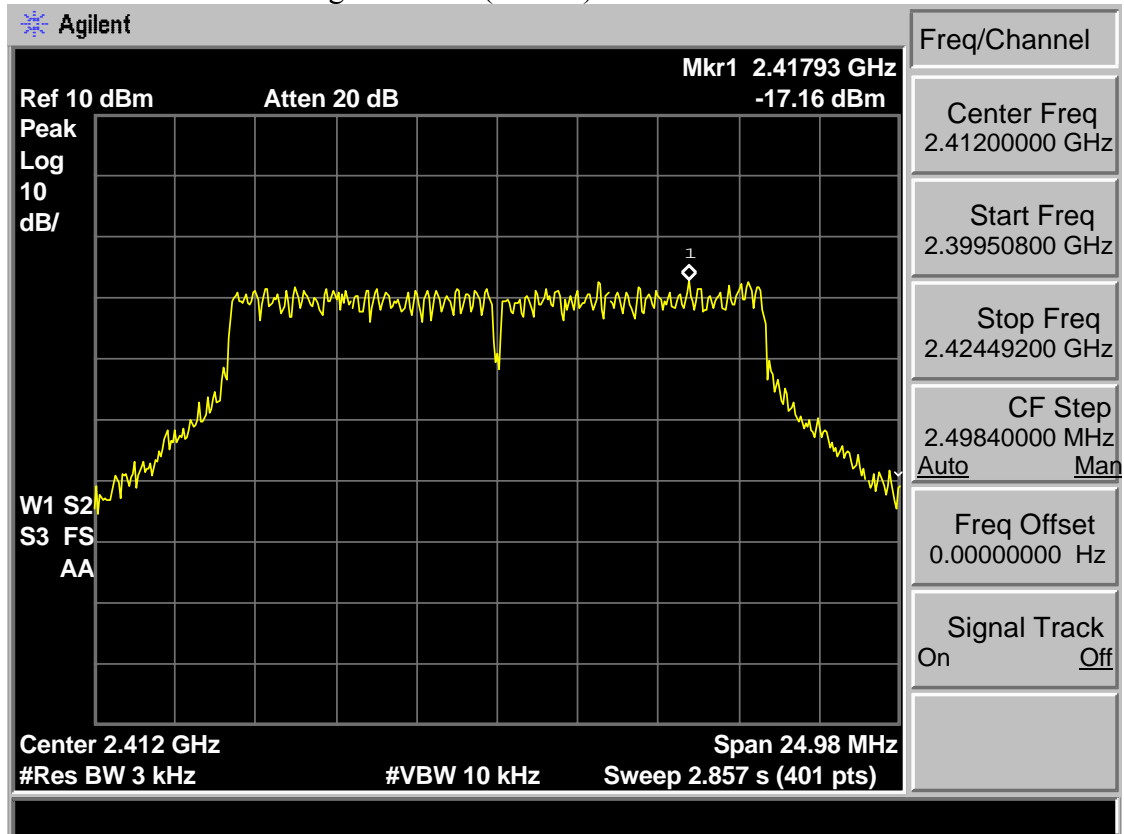
Test Mode: IEEE 802.11b 2442MHz(ANT b)



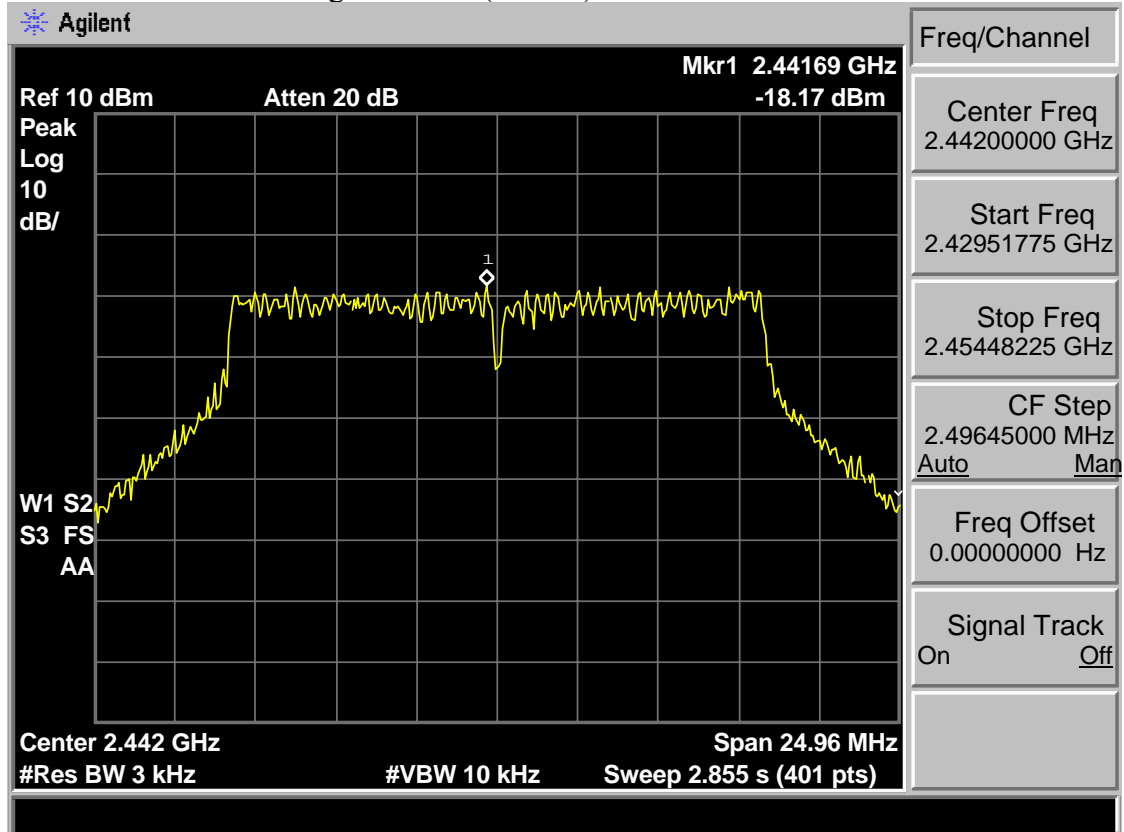
Test Mode: IEEE 802.11b 2472MHz(ANT b)



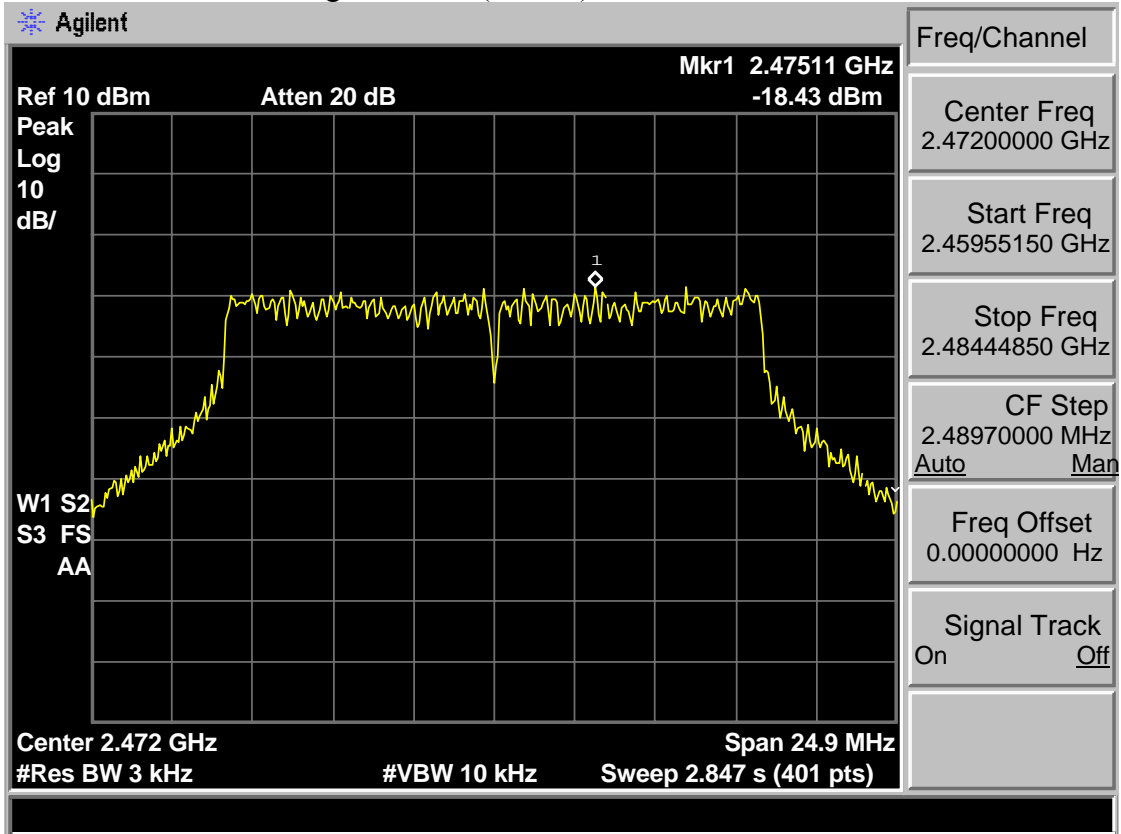
Test Mode: IEEE 802.11g 2412MHz(ANT b)



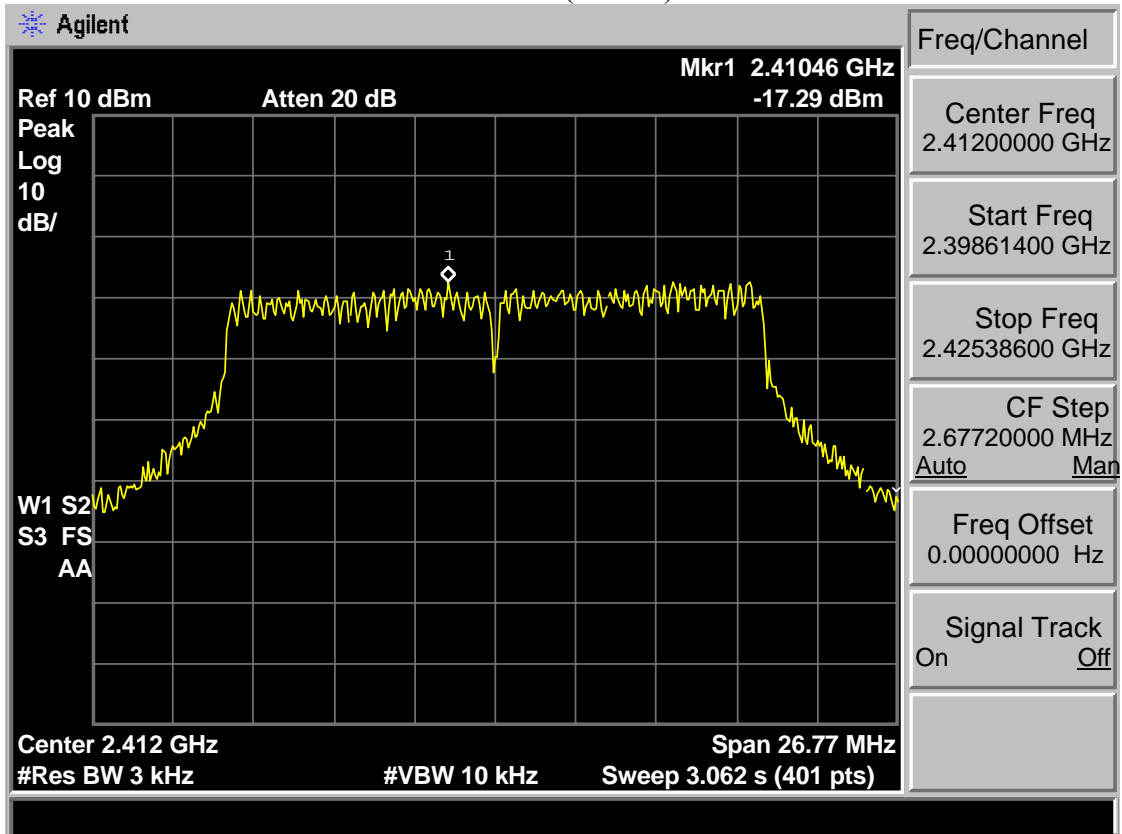
Test Mode: IEEE 802.11g 2442MHz(ANT b)



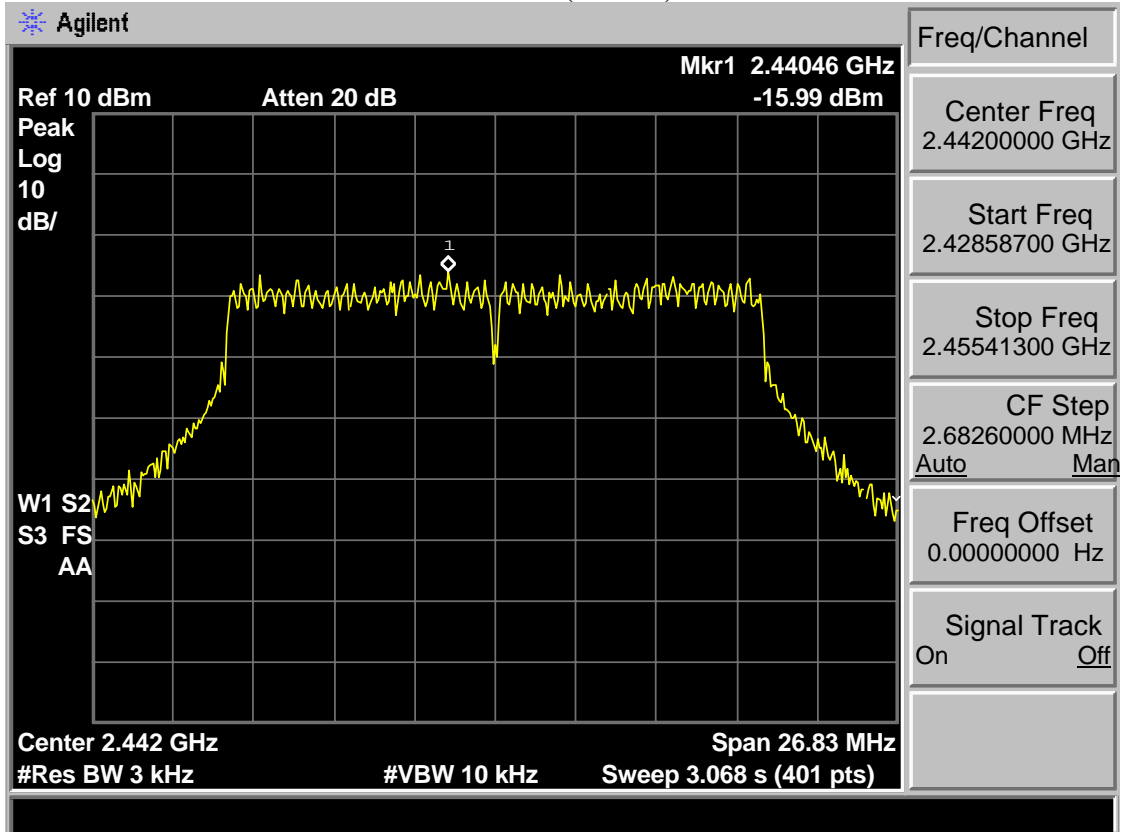
Test Mode: IEEE 802.11g 2472MHz(ANT b)



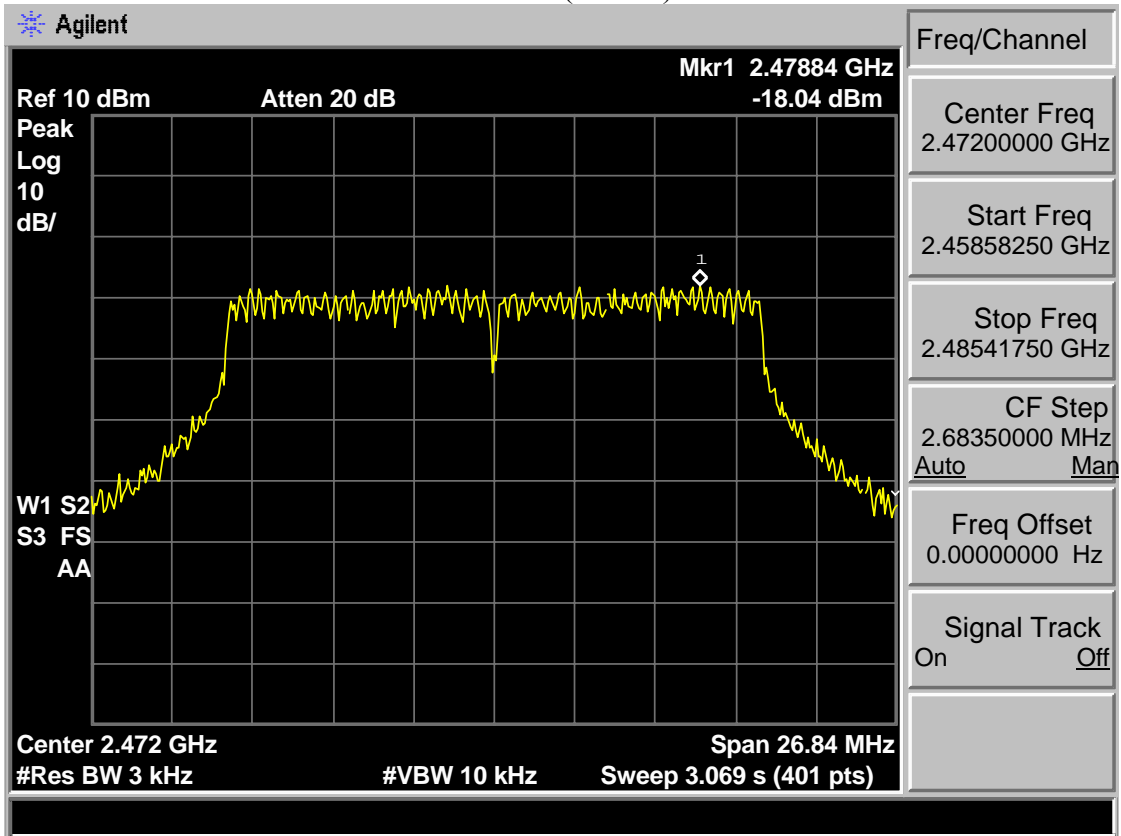
Test Mode: IEEE 802.11n HT20 2412MHz(ANT b)



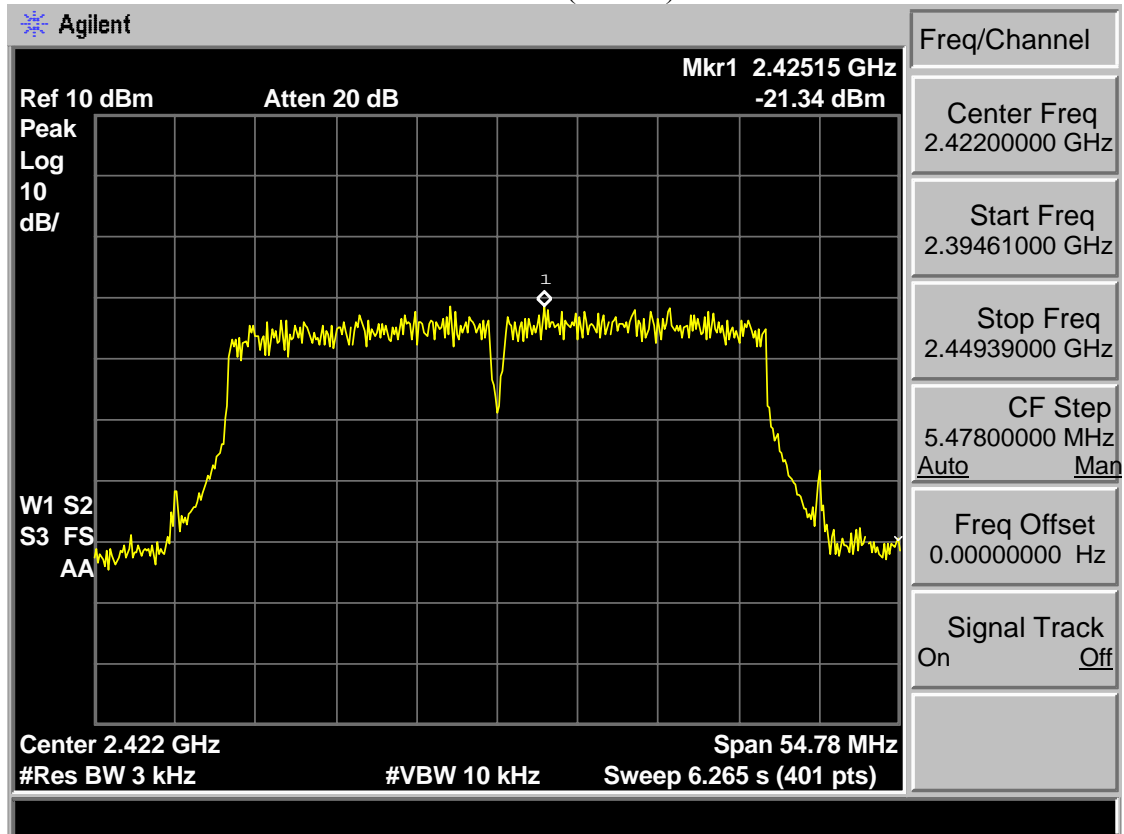
Test Mode: IEEE 802.11n HT20 2442MHz(ANT b)



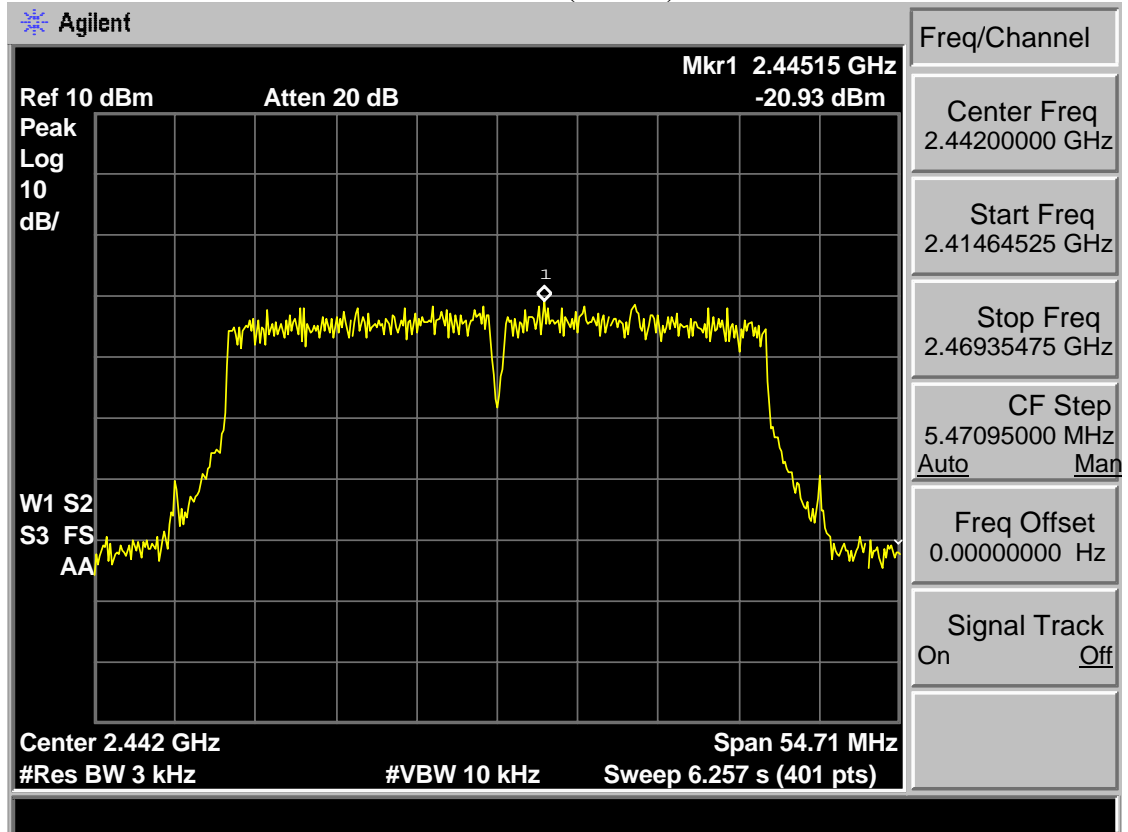
Test Mode: IEEE 802.11n HT20 2472MHz(ANT b)



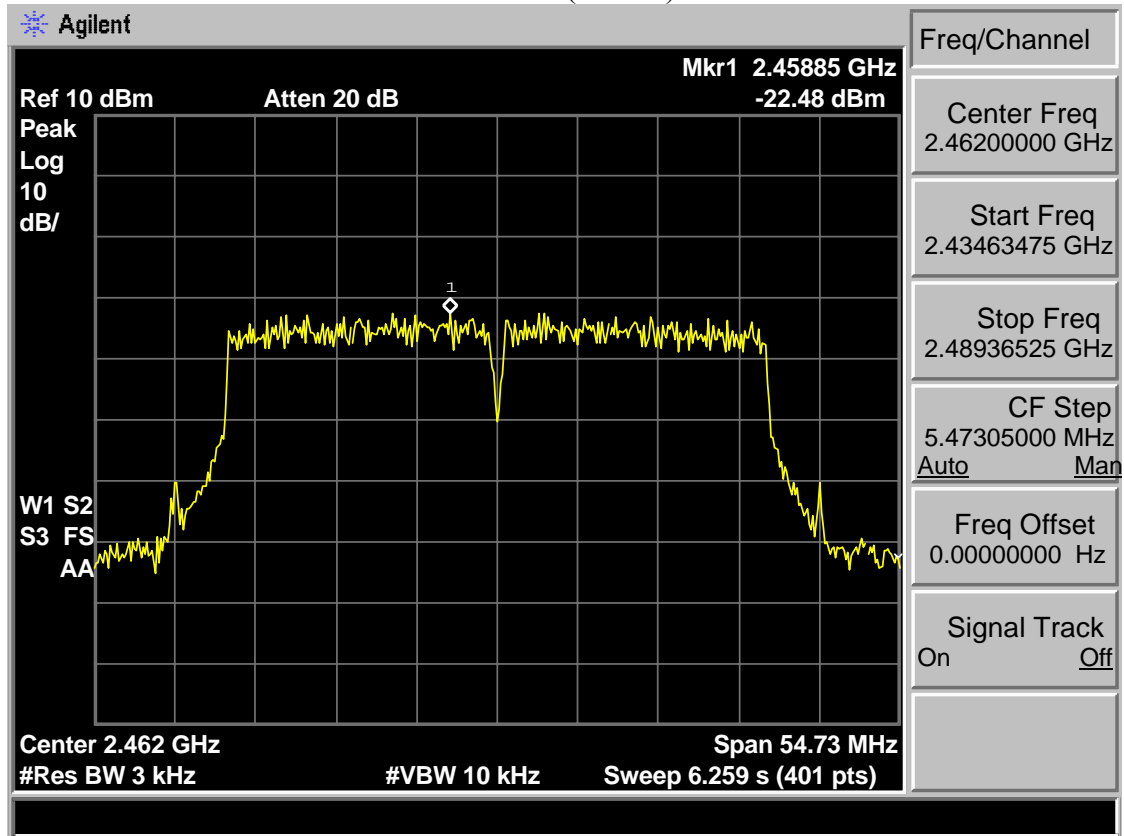
Test Mode: IEEE 802.11n HT40 2422MHz(ANT b)



Test Mode: IEEE 802.11n HT40 2442MHz(ANT b)



Test Mode: IEEE 802.11n HT40 2462MHz(ANT b)



9 ANTENNA REQUIREMENTS

9.1 Limit

For intentional device, according to FCC 47 CFR Section 15.203, an intentional radiator shall be designed to ensure that no antenna other than that furnished by the responsible party shall be used with the device. And according to FCC 47 CFR Section 15.247 (b), if transmitting antennas of directional gain greater than 6dBi are used, the power shall be reduced by the amount in dB that the directional gain of the antenna exceeds 6dBi.

9.2 Result

The antennas used for this product are Integral antenna and that no antenna other than that furnished by the responsible party shall be used with the device, the maximum peak gain of the transmit antenna is only 2 dBi.

10 TEST SETUP PHOTO


Conducted Test



Radiated Test (30-1000 MHz)



Radiated Test (1000-25000 MHz)



11 PHOTOS OF EUT

External Photos
M/N: WE75NC4210



External Photos
M/N: WE75NC4210




External Photos
M/N: WE75NC4210





External Photos
M/N: WE75NC4210





Internal Photos
M/N: WE75NC4210





Internal Photos
M/N: WE75NC4210





Internal Photos
M/N: WE75NC4210





Internal Photos
M/N: WE75NC4210





Internal Photos
M/N: WE75NC4210



Internal Photos
M/N: WE75NC4210



Internal Photos
M/N: WE75NC4210



Antenna
a

Antenna
b