



## 10. SETUP PHOTOS


### RADIATED EMISSION BELOW 30 MHz







**OPERATING**










**RADIATED EMISSION ABOVE 30 MHz**






**OPERATING**











**AC LINE CONDUCTED EMISSIONS MEASUREMENT SETUP (STANDBY MODE)**




**AC LINE CONDUCTED EMISSIONS MEASUREMENT SETUP (CHARGING MODE)**



FRONT- WITH 15W LOAD  
(RX SIMULATOR SHIELDED WITH COPPER TAPE)



BACK – WITH 15W LOAD  
(RX SIMULATOR SHIELDED WITH COPPER TAPE)



**END OF REPORT**